B5_N30(5M)_DFT-s-OFDM_BPSK_Edge_1RB_Left_Mid_CH

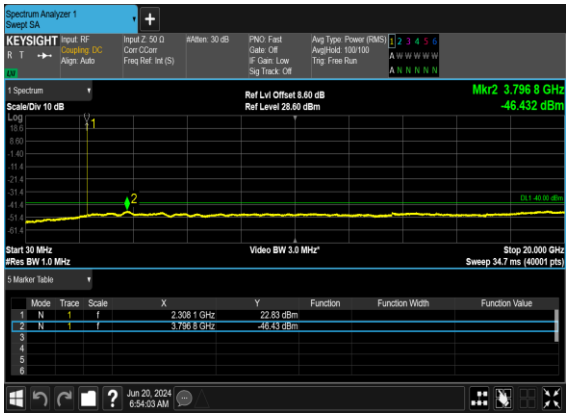

B5_N30(5M)_DFT-s-OFDM_BPSK_Edge_1RB_Left_Mid_CH

B5_N30(5M)_DFT-s-OFDM_QPSK_Edge_1RB_Left_Mid_CH

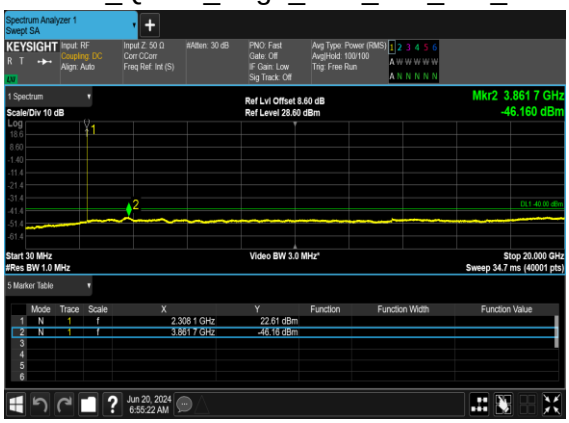

B5_N30(5M)_DFT-s-OFDM_QPSK_Edge_1RB_Left_Mid_CH

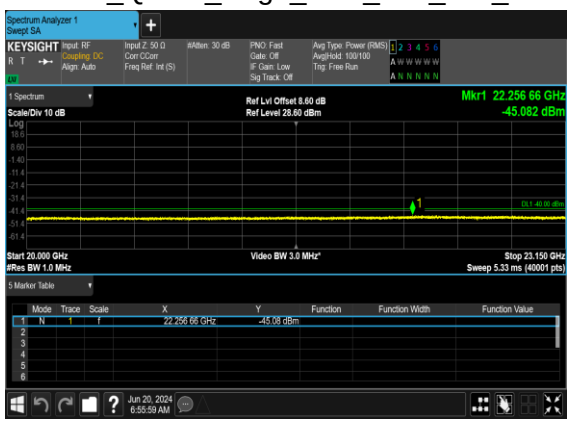

B5_N30(5M)_DFT-s-OFDM_BPSK_Edge_1RB_Left_High_CH

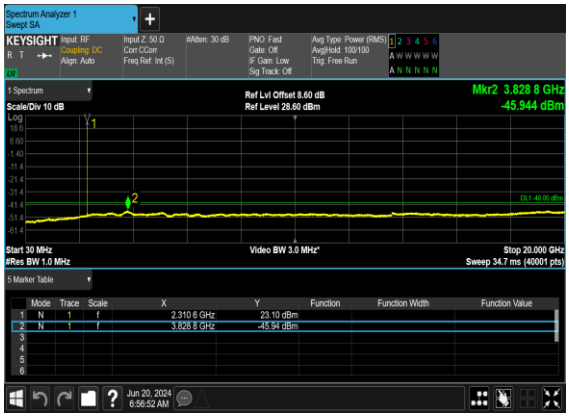

B5_N30(5M)_DFT-s-OFDM_BPSK_Edge_1RB_Left_High_CH

B5_N30(5M)_DFT-s-OFDM_QPSK_Edge_1RB_Left_High_CH

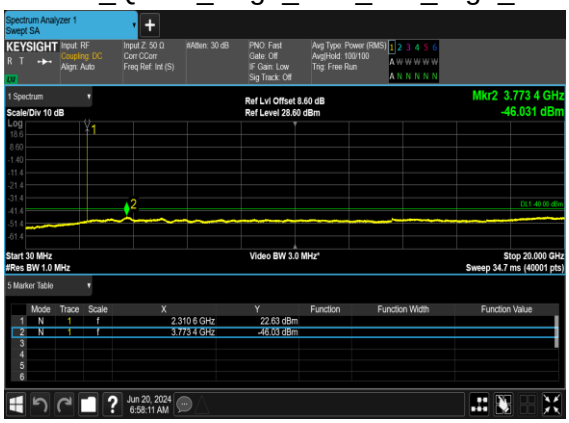

B5_N30(5M)_DFT-s-OFDM_QPSK_Edge_1RB_Left_High_CH

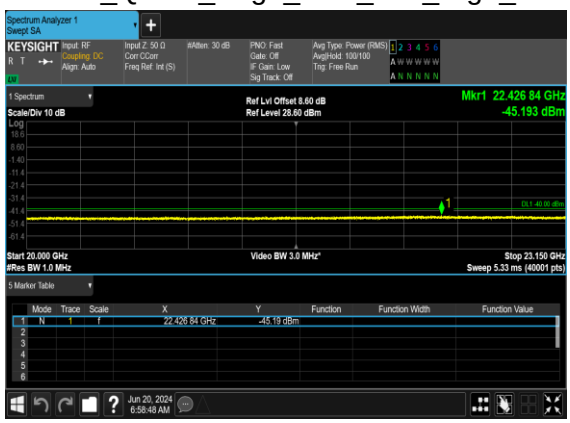

B5_N30(10M)_DFT-s-OFDM_BPSK_Edge_1RB_Left_Low_CH

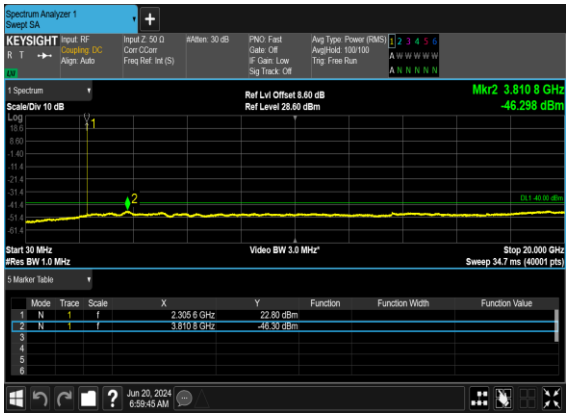

B5_N30(10M)_DFT-s-OFDM_BPSK_Edge_1RB_Left_Low_CH

B5_N30(10M)_DFT-s-OFDM_QPSK_Edge_1RB_Left_Low_CH

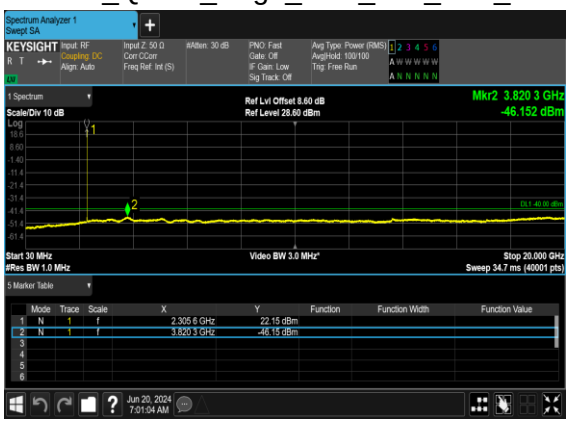

B5_N30(10M)_DFT-s-OFDM_QPSK_Edge_1RB_Left_Low_CH

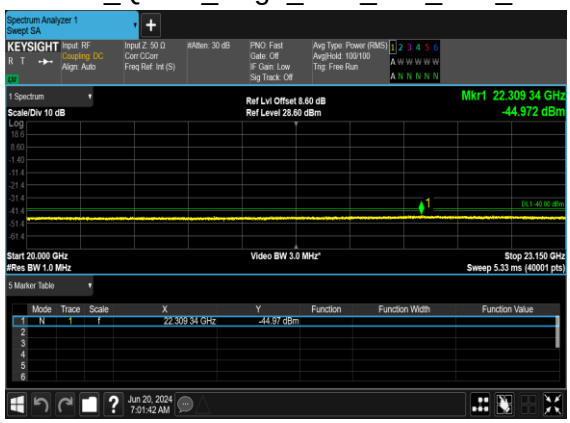

Conducted Band Edge

NR Band	SCS (kHz)	Bandwidth (MHz)	Arfcn	Freq (MHz)	Modulation	RB	Result	Verdict
30	15	5	461500	2307.5	DFT-s-OFDM BPSK	1@0	see graph	**PASS**
30	15	5	461500	2307.5	DFT-s-OFDM QPSK	1@0	see graph	**PASS**
30	15	5	461500	2307.5	DFT-s-OFDM BPSK	25@0	see graph	**PASS**
30	15	5	461500	2307.5	DFT-s-OFDM QPSK	25@0	see graph	**PASS**
30	15	5	462500	2312.5	DFT-s-OFDM BPSK	1@24	see graph	**PASS**
30	15	5	462500	2312.5	DFT-s-OFDM QPSK	1@24	see graph	**PASS**
30	15	5	462500	2312.5	DFT-s-OFDM BPSK	25@0	see graph	**PASS**
30	15	5	462500	2312.5	DFT-s-OFDM QPSK	25@0	see graph	**PASS**
30	15	10	462000	2310.0	DFT-s-OFDM BPSK	1@0	see graph	**PASS**
30	15	10	462000	2310.0	DFT-s-OFDM QPSK	1@0	see graph	**PASS**
30	15	10	462000	2310.0	DFT-s-OFDM BPSK	1@51	see graph	**PASS**
30	15	10	462000	2310.0	DFT-s-OFDM QPSK	1@51	see graph	**PASS**
30	15	10	462000	2310.0	DFT-s-OFDM BPSK	50@0	see graph	**PASS**
30	15	10	462000	2310.0	DFT-s-OFDM QPSK	50@0	see graph	**PASS**

B5_N30(5M)_DFT-s-OFDM_BPSK_Edge_1RB_Left_Low_CH

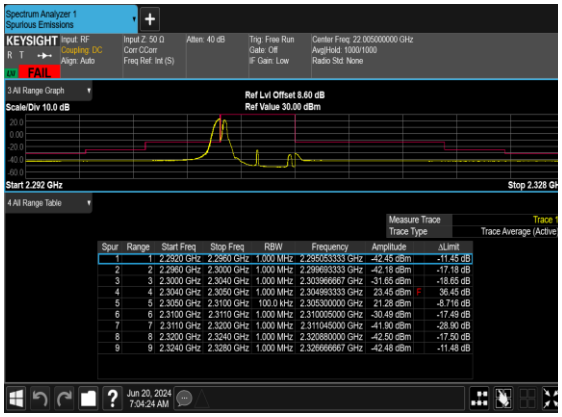

B5_N30(5M)_DFT-s-OFDM_BPSK_Edge_1RB_Left_Low_CH_CHP_PAS

B5_N30(5M)_DFT-s-OFDM_QPSK_Edge_1RB_Left_Low_CH

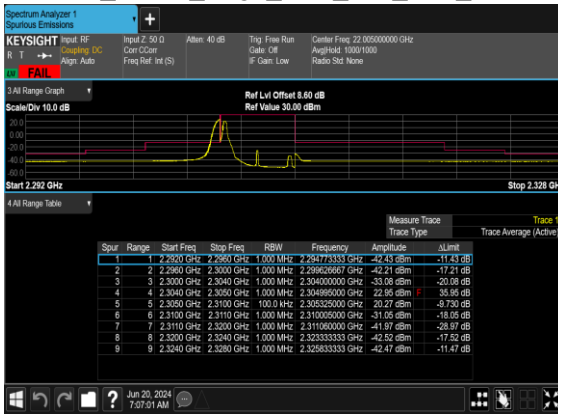

B5_N30(5M)_DFT-s-OFDM_QPSK_Edge_1RB_Left_Low_CH_CHP_PAS

B5_N30(5M)_DFT-s-OFDM_BPSK_Outer_Full_Low_CH

B5_N30(5M)_DFT-s-OFDM_BPSK_Outer_Full_Low_CH_CHP_PASS

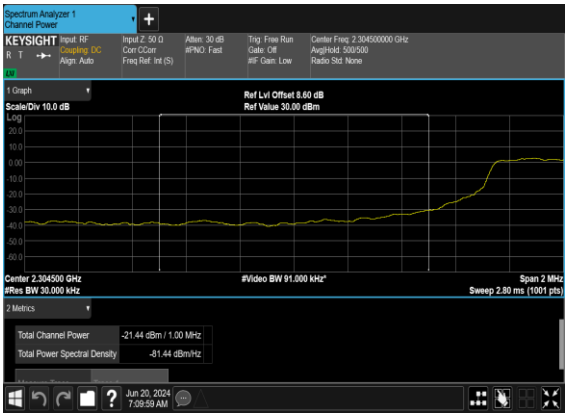

B5_N30(5M)_DFT-s-OFDM_BPSK_Outer_Full_Low_CH_CHP_PASS

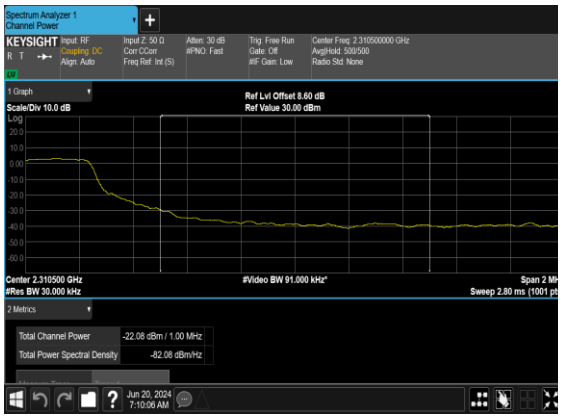

B5_N30(5M)_DFT-s-OFDM_QPSK_Outer_Full_Low_CH

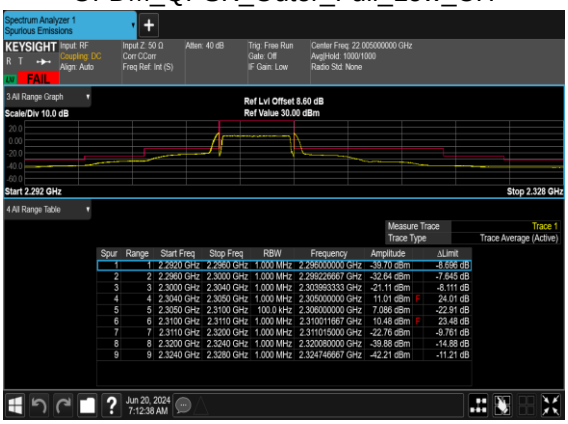

B5_N30(5M)_DFT-s-OFDM_QPSK_Outer_Full_Low_CH_CHP_PASS

B5_N30(5M)_DFT-s-OFDM_QPSK_Outer_Full_Low_CH_CHP_PASS

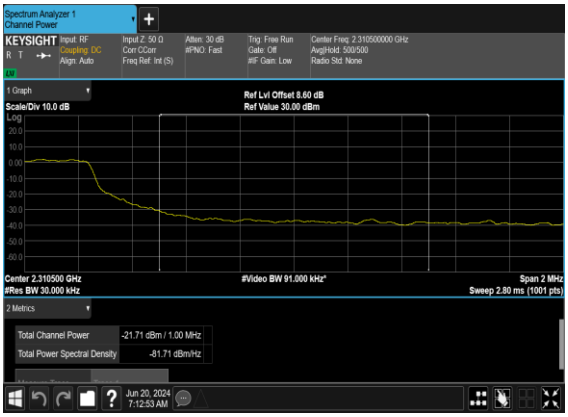

B5_N30(5M)_DFT-s-OFDM_BPSK_Edge_1RB_Right_High_CH

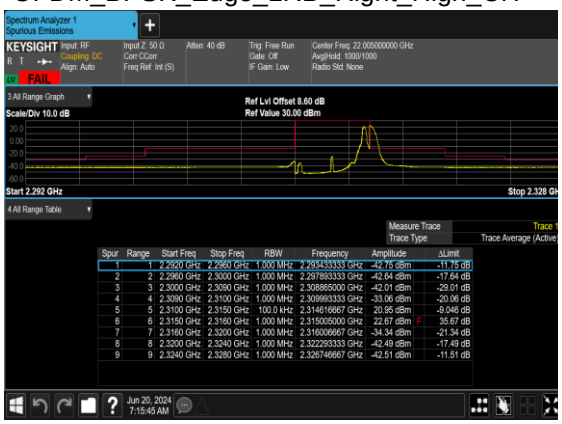

B5_N30(5M)_DFT-s-OFDM_BPSK_Edge_1RB_Right_High_CH_CHP_PASS

B5_N30(5M)_DFT-s-OFDM_QPSK_Edge_1RB_Right_High_CH

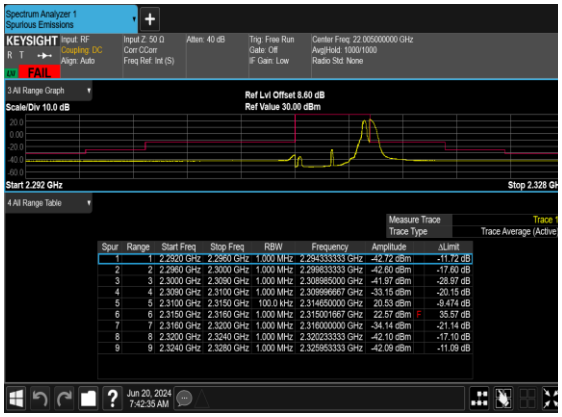

B5_N30(5M)_DFT-s-OFDM_QPSK_Edge_1RB_Right_High_CH_CHP_PASS

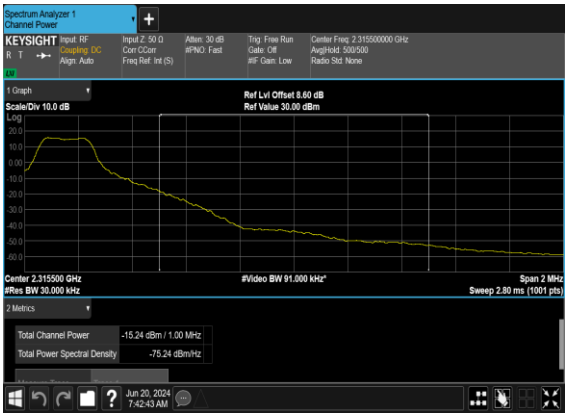

B5_N30(5M)_DFT-s-OFDM_BPSK_Outer_Full_High_CH

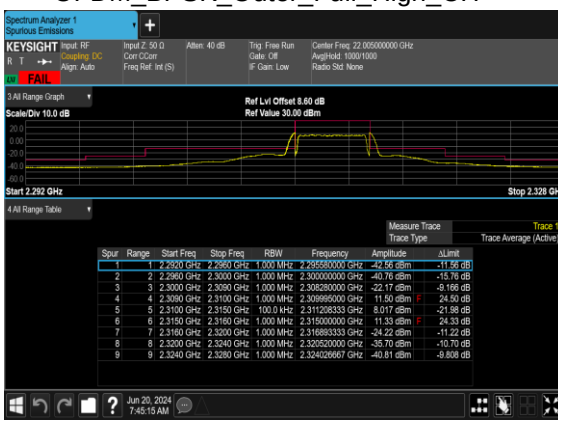

B5_N30(5M)_DFT-s-OFDM_BPSK_Outer_Full_High_CH_CHP_PASS

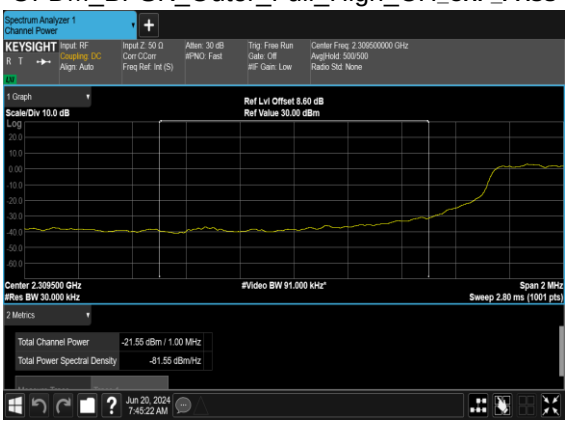

B5_N30(5M)_DFT-s-OFDM_BPSK_Outer_Full_High_CH_**CHP_PASS**

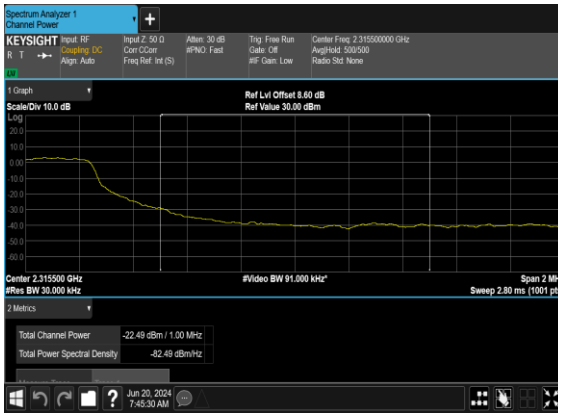

B5_N30(5M)_DFT-s-OFDM_QPSK_Outer_Full_High_CH

B5_N30(5M)_DFT-s-OFDM_QPSK_Outer_Full_High_CH_**CHP_PASS**

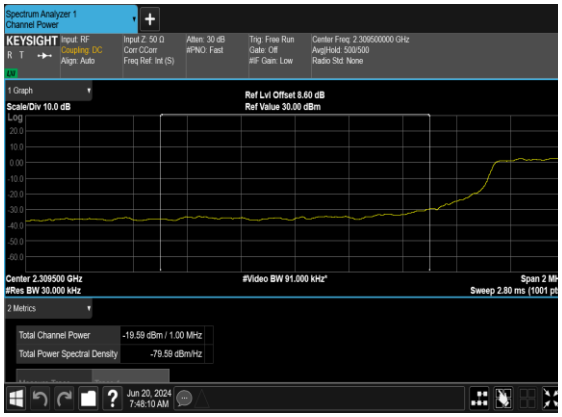

B5_N30(5M)_DFT-s-OFDM_QPSK_Outer_Full_High_CH_**CHP_PASS**

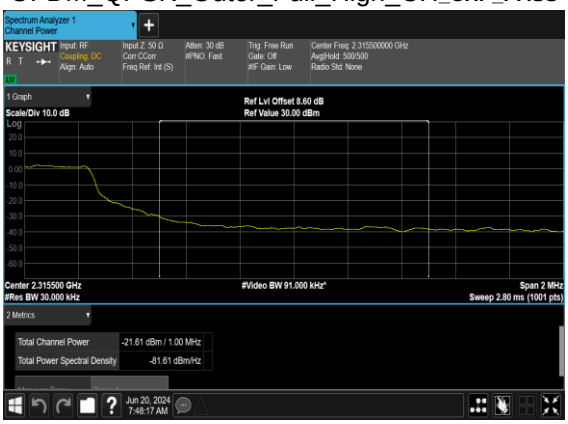

B5_N30(10M)_DFT-s-OFDM_BPSK_Edge_1RB_Left_Low_CH

B5_N30(10M)_DFT-s-OFDM_BPSK_Edge_1RB_Left_Low_CH_CHP_PAS

B5_N30(10M)_DFT-s-OFDM_BPSK_Edge_1RB_Left_Low_CH

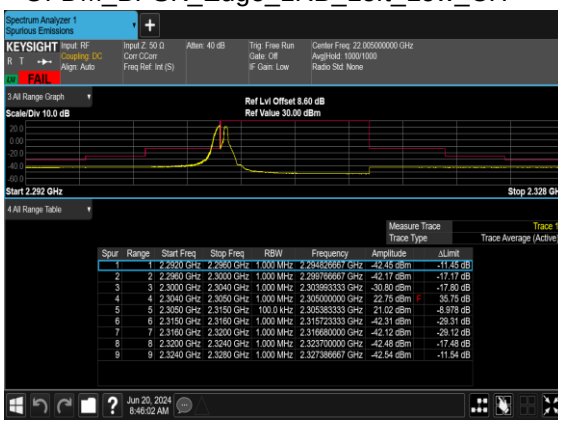

B5_N30(10M)_DFT-s-OFDM_BPSK_Edge_1RB_Left_Low_CH_CHP_PASS

B5_N30(10M)_DFT-s-OFDM_QPSK_Edge_1RB_Left_Low_CH

B5_N30(10M)_DFT-s-OFDM_QPSK_Edge_1RB_Left_Low_CH_CHP_PASS

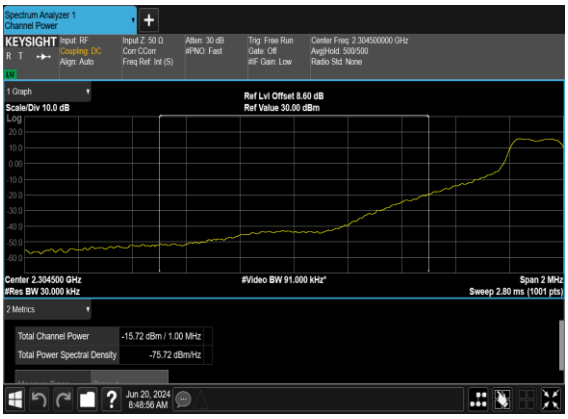

B5_N30(10M)_DFT-s-OFDM_BPSK_Edge_1RB_Right_Low_CH

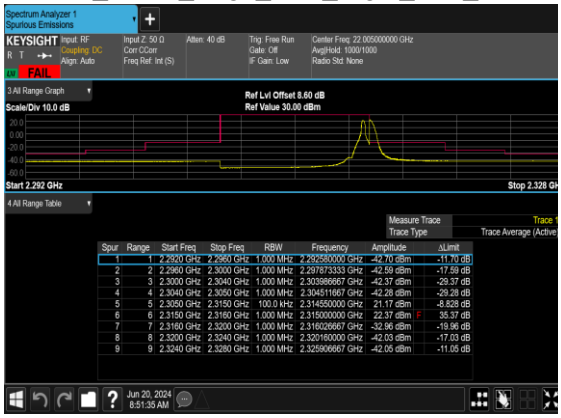

B5_N30(10M)_DFT-s-OFDM_BPSK_Edge_1RB_Right_Low_CH_CHP_PASS

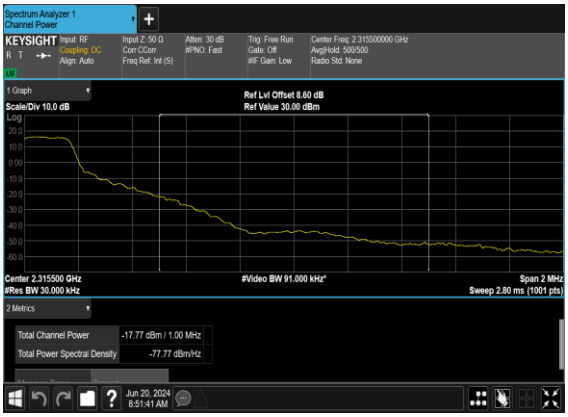

B5_N30(10M)_DFT-s-OFDM_QPSK_Edge_1RB_Right_Low_CH

B5_N30(10M)_DFT-s-OFDM_QPSK_Edge_1RB_Right_Low_CH_CHP_PASS

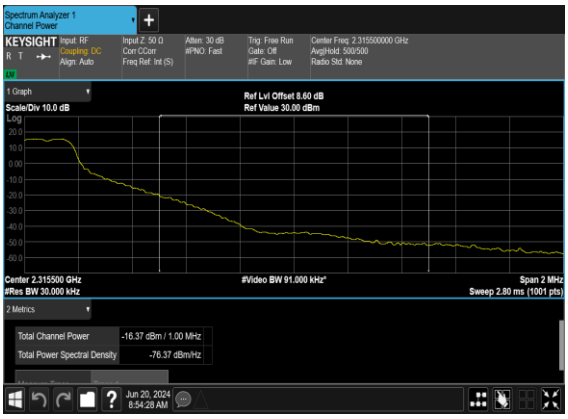

B5_N30(10M)_DFT-s-OFDM_BPSK_Outer_Full_Low_CH

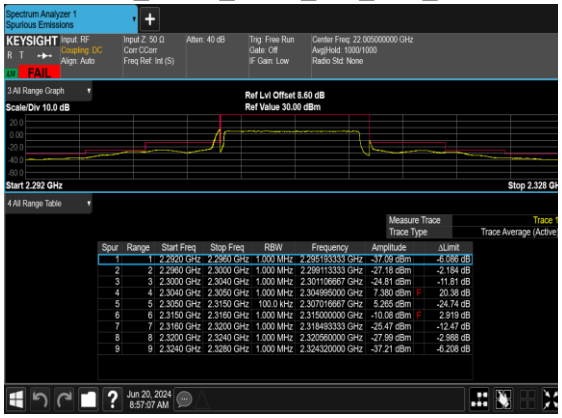

B5_N30(10M)_DFT-s-OFDM_BPSK_Outer_Full_Low_CH_CHP_PASS

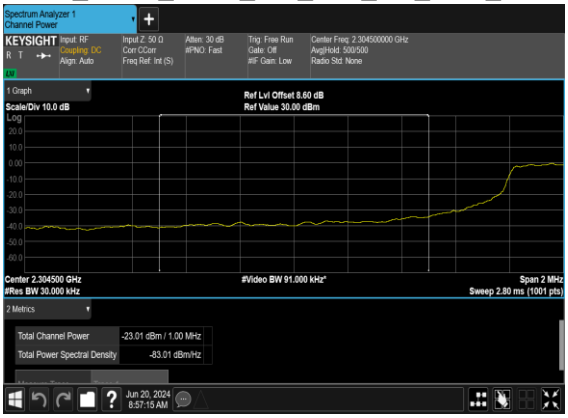

B5_N30(10M)_DFT-s-OFDM_BPSK_Outer_Full_Low_CH_CHP_PASS

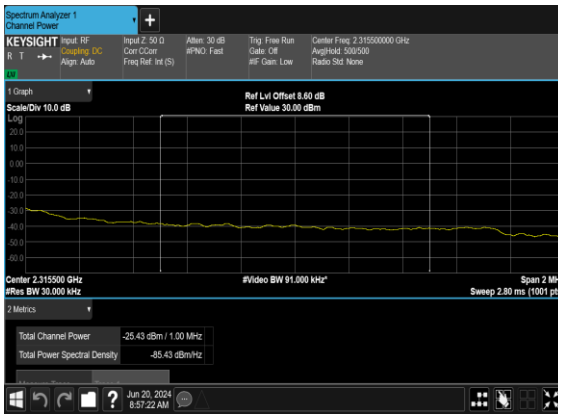

B5_N30(10M)_DFT-s-OFDM_QPSK_Outer_Full_Low_CH

B5_N30(10M)_DFT-s-OFDM_QPSK_Outer_Full_Low_CH_CHP_PASS

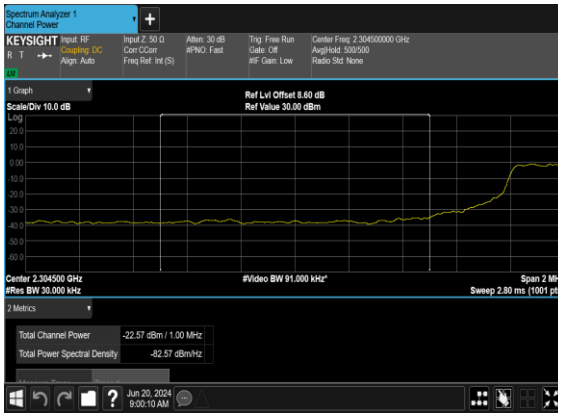

B5_N30(10M)_DFT-s-OFDM_QPSK_Outer_Full_Low_CH_CHP_PASS

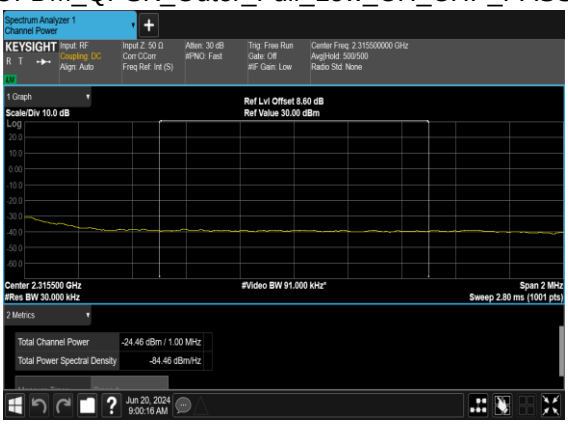

Appendix B. Test Results of Radiated Test

Radiated Spurious Emission

Test Engineer :	Bruce Zhao	Temperature :	23~25℃
		Relative Humidity :	41~42%

SA n30 / NR 5MHz / QPSK / Ant.3								
Channel	Frequency (MHz)	EIRP (dBm)	Limit (dBm)	Over Limit (dB)	S.G. Power (dBm)	TX Cable loss (dB)	TX Antenna Gain (dBi)	Polarization (H/V)
Lowest	4616	-63.80	-40	-23.80	-75.26	2.84	14.30	H
	6912	-56.98	-40	-16.98	-66.92	3.49	13.43	H
	9222	-62.32	-40	-22.32	-72.56	3.85	14.09	H
	4616	-63.29	-40	-23.29	-74.75	2.84	14.30	V
	6912	-58.51	-40	-18.51	-68.45	3.49	13.43	V
	9222	-62.38	-40	-22.38	-72.62	3.85	14.09	V
Middle	4616	-63.73	-40	-23.73	-75.19	2.84	14.30	H
	6926	-57.12	-40	-17.12	-67.06	3.49	13.43	H
	9236	-61.91	-40	-21.91	-72.15	3.85	14.09	H
	4616	-63.19	-40	-23.19	-74.65	2.84	14.30	V
	6926	-59.73	-40	-19.73	-69.67	3.49	13.43	V
	9236	-62.21	-40	-22.21	-72.45	3.85	14.09	V
Highest	4616	-63.25	-40	-23.25	-74.71	2.84	14.30	H
	6926	-56.81	-40	-16.81	-66.75	3.49	13.43	H
	9236	-62.18	-40	-22.18	-72.42	3.85	14.09	H
	4616	-63.13	-40	-23.13	-74.59	2.84	14.30	V
	6926	-58.12	-40	-18.12	-68.06	3.49	13.43	V
	9236	-62.02	-40	-22.02	-72.26	3.85	14.09	V

Remark: Spurious emissions within 30-1000MHz were found more than 20dB below limit line.

SA n30 / NR 10MHz / QPSK / Ant.3								
Channel	Frequency (MHz)	EIRP (dBm)	Limit (dBm)	Over Limit (dB)	S.G. Power (dBm)	TX Cable loss (dB)	TX Antenna Gain (dBi)	Polarization (H/V)
Middle	4616	-63.60	-40	-23.60	-75.06	2.84	14.30	H
	6912	-56.81	-40	-16.81	-66.75	3.49	13.43	H
	9222	-61.82	-40	-21.82	-72.06	3.85	14.09	H
	4616	-62.85	-40	-22.85	-74.31	2.84	14.30	V
	6912	-58.18	-40	-18.18	-68.12	3.49	13.43	V
	9222	-61.96	-40	-21.96	-72.20	3.85	14.09	V

Remark: Spurious emissions within 30-1000MHz were found more than 20dB below limit line.

EN-DC_14A_n30A / NR 5MHz / QPSK / & ANT(0+3)(NR) for Other PA								
Channel	Frequency (MHz)	EIRP (dBm)	Limit (dBm)	Over Limit (dB)	S.G. Power (dBm)	TX Cable loss (dB)	TX Antenna Gain (dBi)	Polarization (H/V)
NR n30 Lowest	4616	-64.18	-40	-24.18	-75.64	2.84	14.30	H
	6912	-63.24	-40	-23.24	-73.18	3.49	13.43	H
	9222	-62.67	-40	-22.67	-72.91	3.85	14.09	H
	4616	-63.80	-40	-23.80	-75.26	2.84	14.30	V
	6912	-62.12	-40	-22.12	-72.06	3.49	13.43	V
	9222	-61.87	-40	-21.87	-72.11	3.85	14.09	V
NR n30 Middle	4616	-63.85	-40	-23.85	-75.31	2.84	14.30	H
	6926	-61.29	-40	-21.29	-71.23	3.49	13.43	H
	9236	-60.60	-40	-20.60	-70.84	3.85	14.09	H
	4616	-64.20	-40	-24.20	-75.66	2.84	14.30	V
	6926	-63.38	-40	-23.38	-73.32	3.49	13.43	V
	9236	-61.92	-40	-21.92	-72.16	3.85	14.09	V
NR n30 Highest	4616	-64.47	-40	-24.47	-75.93	2.84	14.30	H
	6926	-63.37	-40	-23.37	-73.31	3.49	13.43	H
	9236	-62.77	-40	-22.77	-73.01	3.85	14.09	H
	4616	-62.85	-40	-22.85	-74.31	2.84	14.30	V
	6926	-61.21	-40	-21.21	-71.15	3.49	13.43	V
	9236	-61.47	-40	-21.47	-71.71	3.85	14.09	V

Remark: Spurious emissions within 30-1000MHz were found more than 20dB below limit line.

EN-DC_14A_n30A / LTE 10MHz + NR 10MHz / QPSK / ANT(0+3)(NR) for Other PA								
Channel	Frequency (MHz)	EIRP (dBm)	Limit (dBm)	Over Limit (dB)	S.G. Power (dBm)	TX Cable loss (dB)	TX Antenna Gain (dBi)	Polarization (H/V)
NR n30 Middle	4616	-64.51	-40	-24.51	-75.97	2.84	14.30	H
	6912	-61.70	-40	-21.70	-71.64	3.49	13.43	H
	9222	-62.74	-40	-22.74	-72.98	3.85	14.09	H
	4616	-64.20	-40	-24.20	-75.66	2.84	14.30	V
	6912	-61.76	-40	-21.76	-71.70	3.49	13.43	V
	9222	-61.72	-40	-21.72	-71.96	3.85	14.09	V

Remark: Spurious emissions within 30-1000MHz were found more than 20dB below limit line.

EN-DC_66A_n30A / NR 5MHz / QPSK / & ANT(2+3)(NR)								
Channel	Frequency (MHz)	EIRP (dBm)	Limit (dBm)	Over Limit (dB)	S.G. Power (dBm)	TX Cable loss (dB)	TX Antenna Gain (dBi)	Polarization (H/V)
NR n30 Lowest	4616	-65.06	-40	-25.06	-76.52	2.84	14.30	H
	6912	-56.41	-40	-16.41	-66.35	3.49	13.43	H
	9222	-55.17	-40	-15.17	-65.41	3.85	14.09	H
	4616	-65.05	-40	-25.05	-76.51	2.84	14.30	V
	6912	-54.04	-40	-14.04	-63.98	3.49	13.43	V
	9222	-55.12	-40	-15.12	-65.36	3.85	14.09	V
NR n30 Middle	4616	-65.69	-40	-25.69	-77.15	2.84	14.30	H
	6926	-55.71	-40	-15.71	-65.65	3.49	13.43	H
	9236	-54.57	-40	-14.57	-64.81	3.85	14.09	H
	4616	-65.32	-40	-25.32	-76.78	2.84	14.30	V
	6926	-54.25	-40	-14.25	-64.19	3.49	13.43	V
	9236	-54.19	-40	-14.19	-64.43	3.85	14.09	V
NR n30 Highest	4616	-65.49	-40	-25.49	-76.95	2.84	14.30	H
	6926	-55.95	-40	-15.95	-65.89	3.49	13.43	H
	9236	-54.54	-40	-14.54	-64.78	3.85	14.09	H
	4616	-65.22	-40	-25.22	-76.68	2.84	14.30	V
	6926	-52.96	-40	-12.96	-62.90	3.49	13.43	V
	9236	-54.60	-40	-14.60	-64.84	3.85	14.09	V

Remark: Spurious emissions within 30-1000MHz were found more than 20dB below limit line.

EN-DC_66A_n30A / LTE 10MHz + NR 10MHz / QPSK / ANT(2+3)(NR)								
Channel	Frequency (MHz)	EIRP (dBm)	Limit (dBm)	Over Limit (dB)	S.G. Power (dBm)	TX Cable loss (dB)	TX Antenna Gain (dBi)	Polarization (H/V)
NR n30 Middle	4616	-65.55	-40	-25.55	-77.01	2.84	14.30	H
	6912	-57.28	-40	-17.28	-67.22	3.49	13.43	H
	9222	-54.97	-40	-14.97	-65.21	3.85	14.09	H
	4616	-65.56	-40	-25.56	-77.02	2.84	14.30	V
	6912	-54.44	-40	-14.44	-64.38	3.49	13.43	V
	9222	-55.08	-40	-15.08	-65.32	3.85	14.09	V

Remark: Spurious emissions within 30-1000MHz were found more than 20dB below limit line.