WCDMA Band V (RMC 12.2Kbps)	WCDMA Band II (RMC 12.2Kbps)
Lowest Channel	**Lowest Channel**
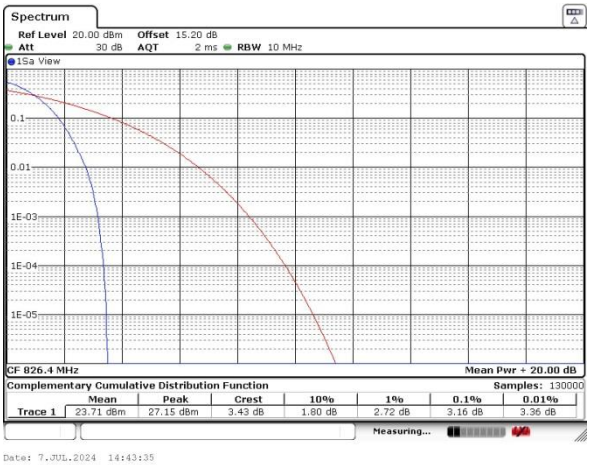	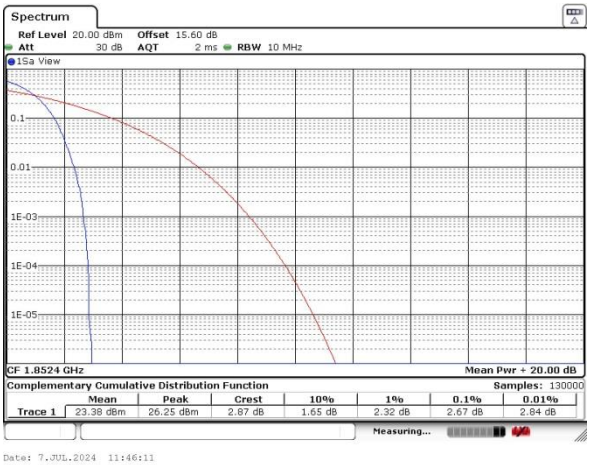
Middle Channel	**Middle Channel**
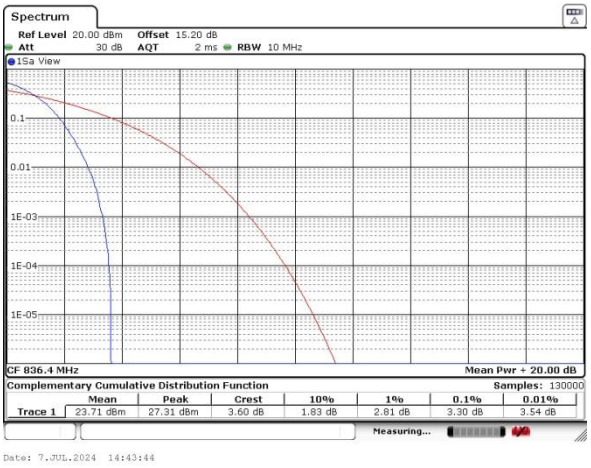	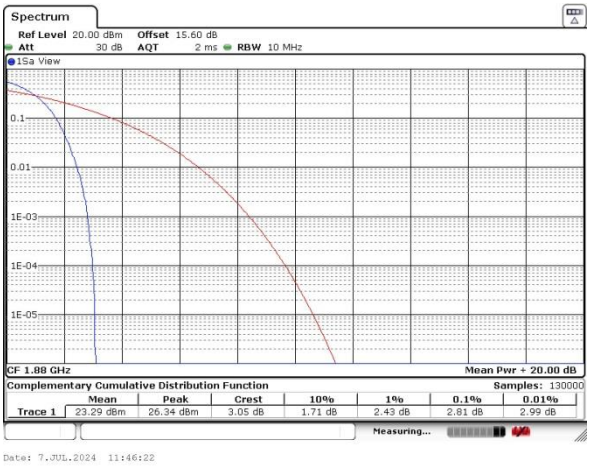
Highest Channel	**Highest Channel**
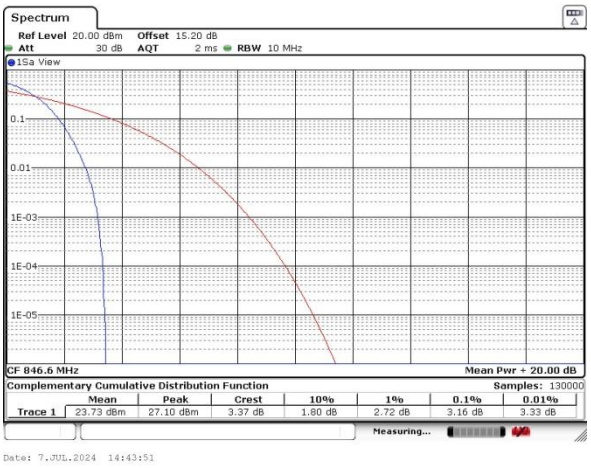	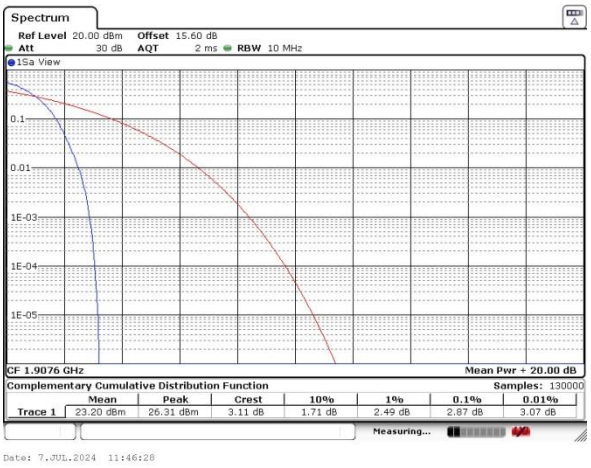

WCDMA Band IV (RMC 12.2Kbps)	-
Lowest Channel	-
	-
Middle Channel	-
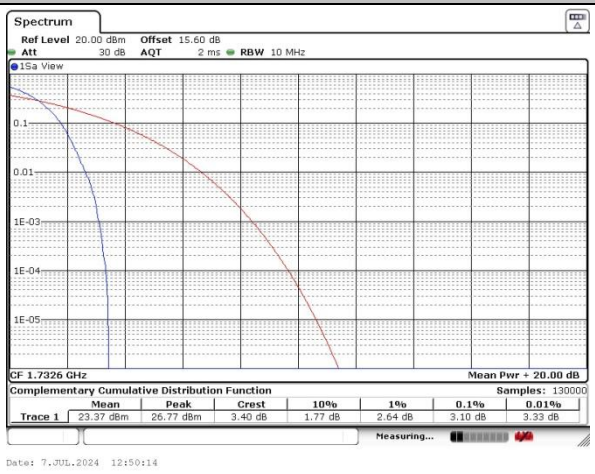	-
Highest Channel	-
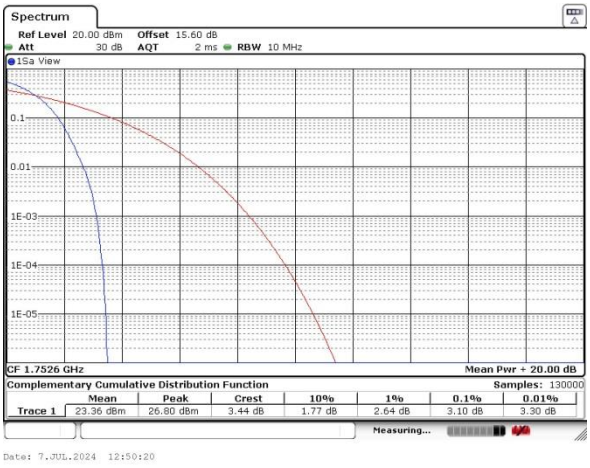	-

26dB Bandwidth

Mode	WCDMA Band V	WCDMA Band II	WCDMA Band IV
Mod.	RMC 12.2Kbps	RMC 12.2Kbps	RMC 12.2Kbps
Lowest CH	4.72	4.75	4.72
Middle CH	4.71	4.74	4.73
Highest CH	4.70	4.74	4.71

WCDMA Band V (RMC 12.2Kbps)

Lowest Channel

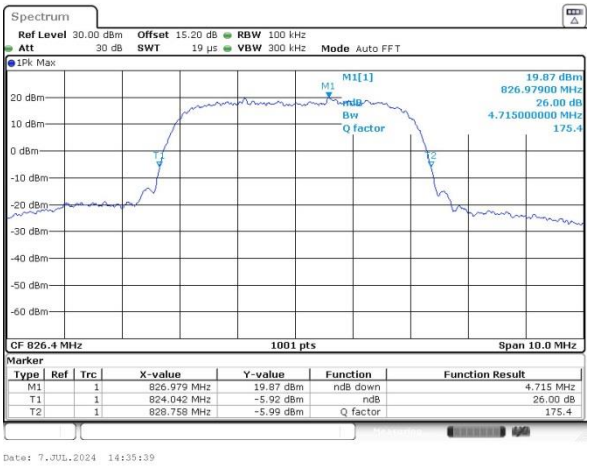

Middle Channel

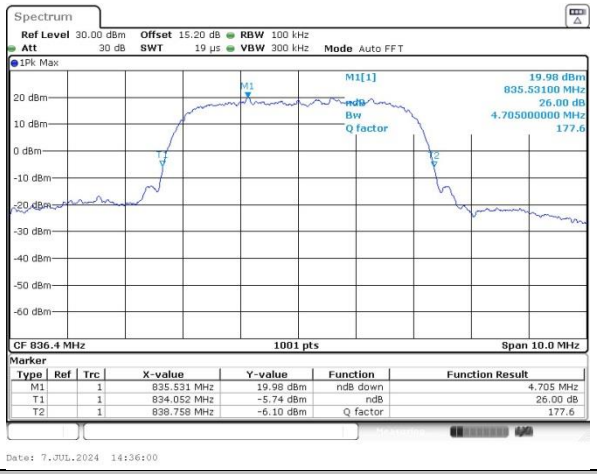

Highest Channel

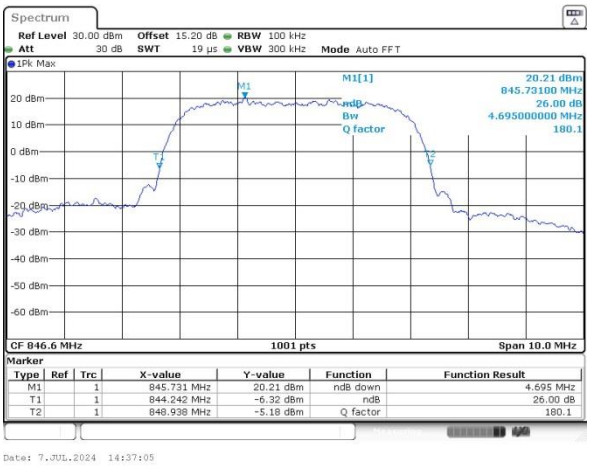

WCDMA Band II (RMC 12.2Kbps)

Lowest Channel

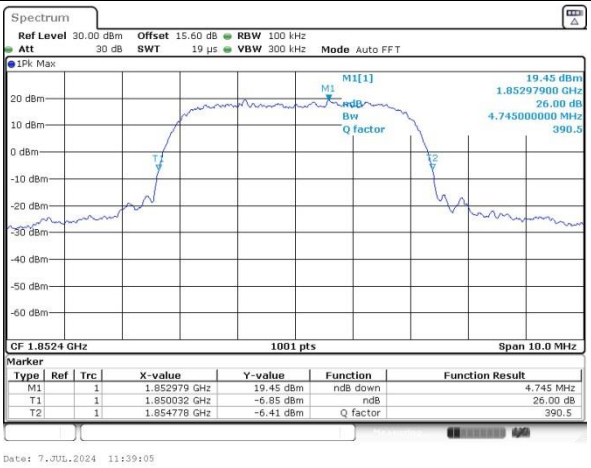

Middle Channel

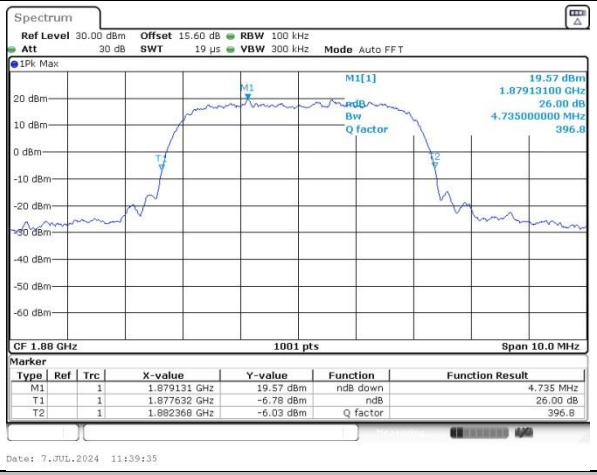

Highest Channel

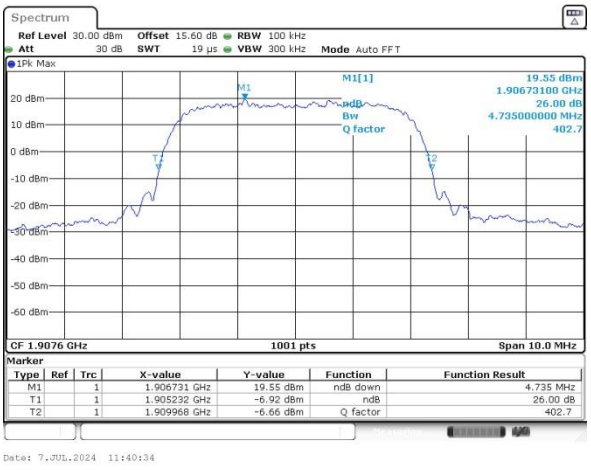

WCDMA Band IV (RMC 12.2Kbps)	-
Lowest Channel	-
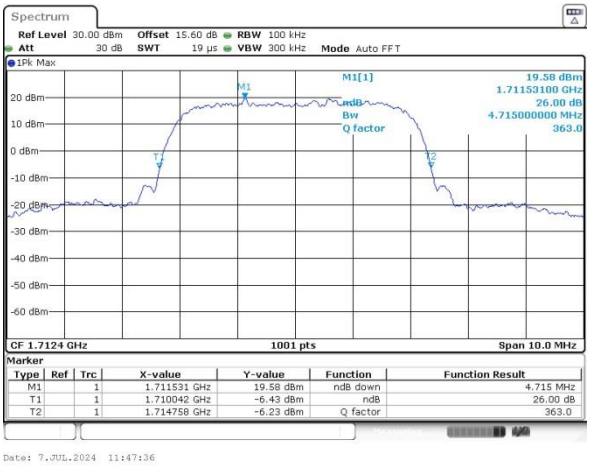	-
Middle Channel	-
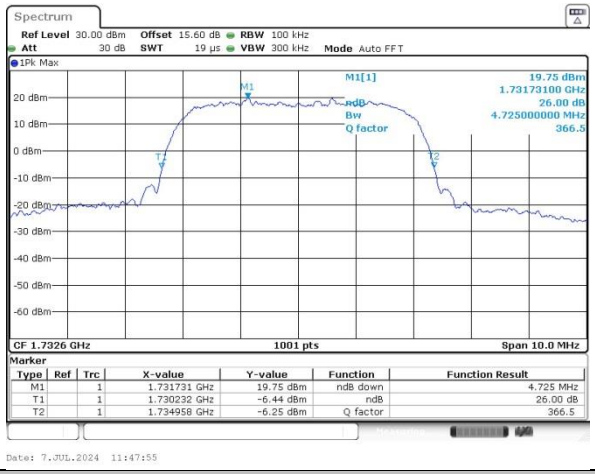	-
Highest Channel	-
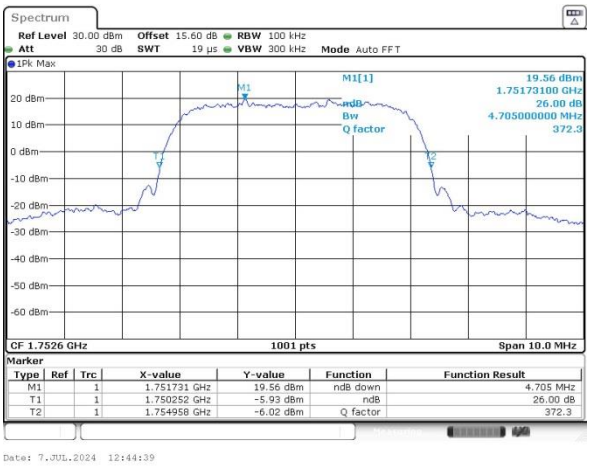	-

Occupied Bandwidth

Mode	WCDMA Band V	WCDMA Band II	WCDMA Band IV
Mod.	RMC 12.2Kbps	RMC 12.2Kbps	RMC 12.2Kbps
Lowest CH	4.13	4.15	4.15
Middle CH	4.14	4.15	4.14
Highest CH	4.12	4.14	4.15

WCDMA Band V (RMC 12.2Kbps)

Lowest Channel

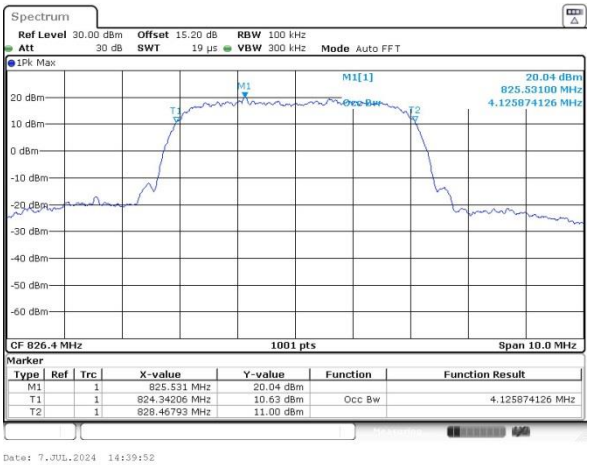

Middle Channel

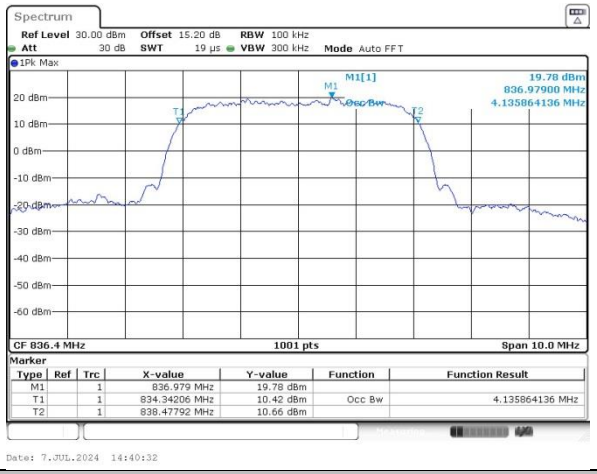

Highest Channel

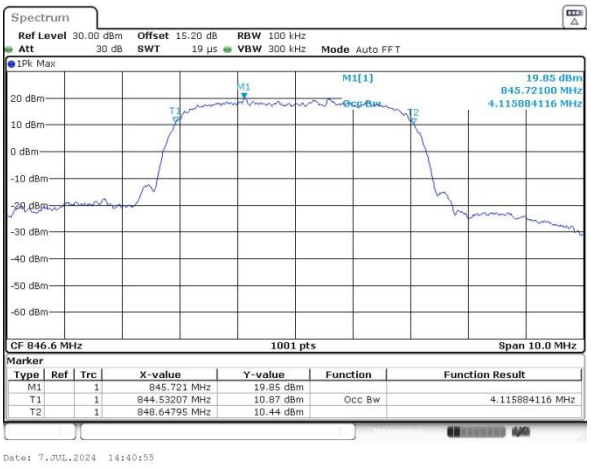

WCDMA Band II (RMC 12.2Kbps)

Lowest Channel

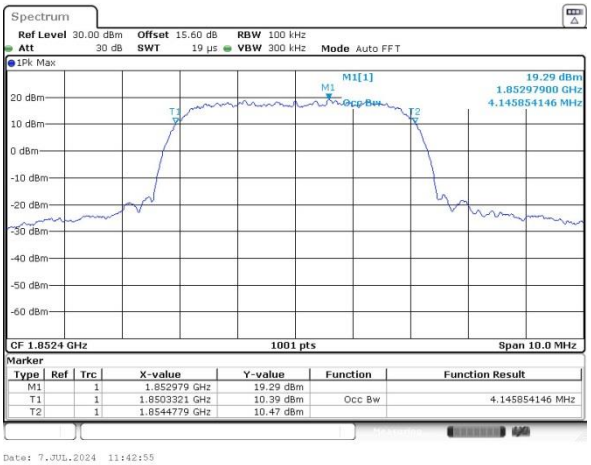

Middle Channel

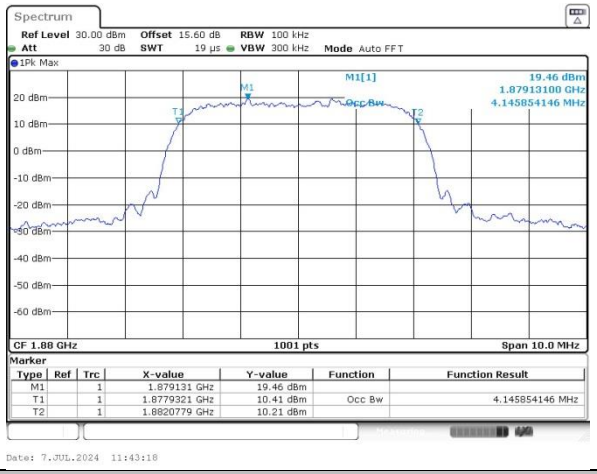

Highest Channel

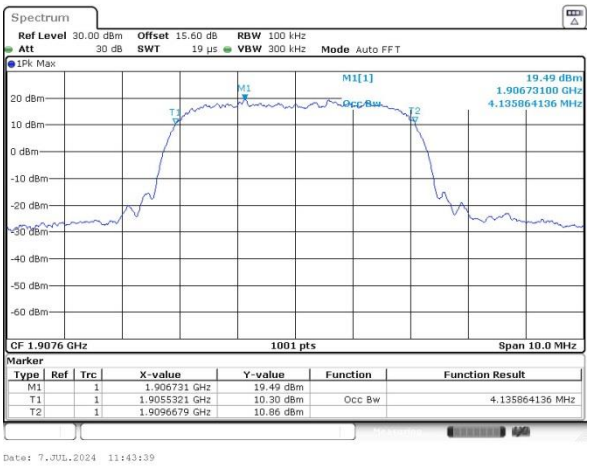

WCDMA Band IV (RMC 12.2Kbps)	-
Lowest Channel	-
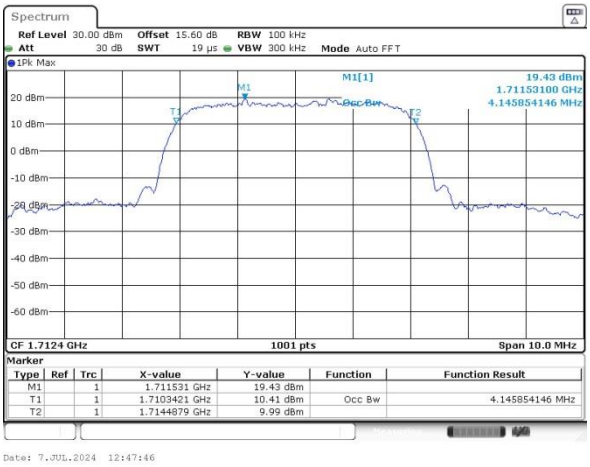	-
Middle Channel	-
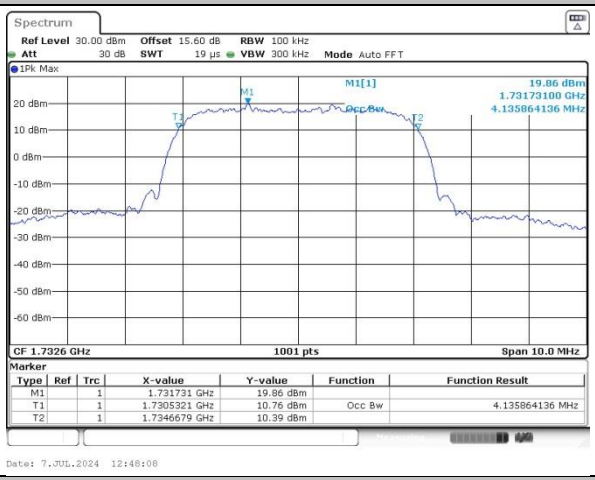	-
Highest Channel	-
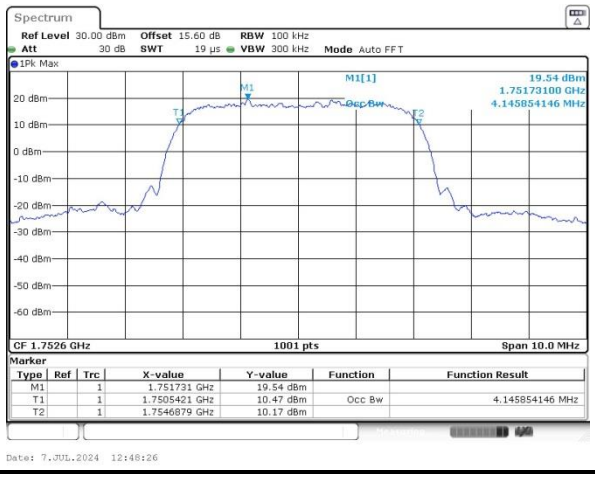	-

Conducted Band Edge

WCDMA Band V (RMC 12.2Kbps)

Lowest Band Edge

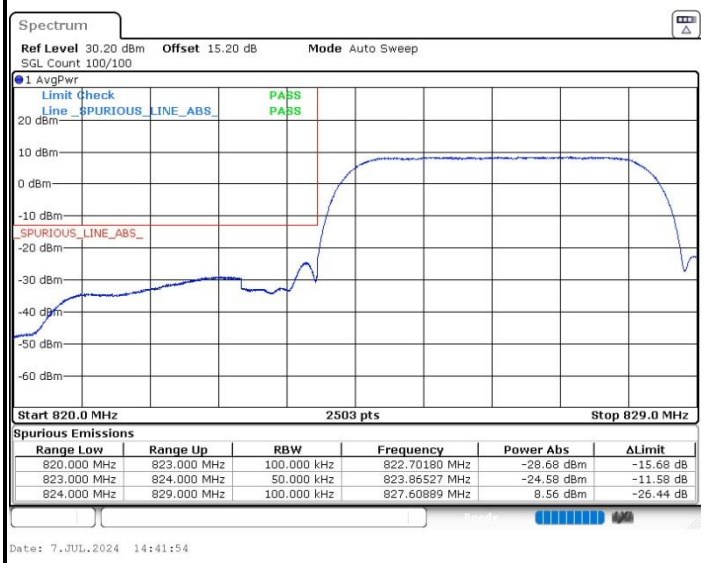

Spurious Emissions

Range Low	Range Up	RBW	Frequency	Power Abs	ΔLimit
820.000 MHz	823.000 MHz	100.000 kHz	822.70180 MHz	-28.68 dBm	-15.68 dB
823.000 MHz	824.000 MHz	50.000 kHz	823.86527 MHz	-24.58 dBm	-11.58 dB
824.000 MHz	829.000 MHz	100.000 kHz	827.60889 MHz	8.56 dBm	-26.44 dB

Date: 7.JUL.2024 14:41:54

Highest Band Edge

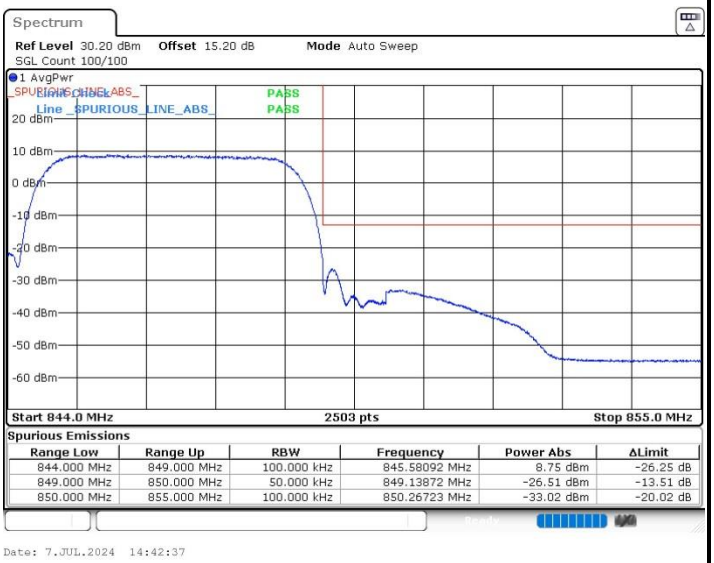

Spurious Emissions

Range Low	Range Up	RBW	Frequency	Power Abs	ΔLimit
844.000 MHz	849.000 MHz	100.000 kHz	845.58092 MHz	8.75 dBm	-26.25 dB
849.000 MHz	850.000 MHz	50.000 kHz	849.13872 MHz	-26.51 dBm	-13.51 dB
850.000 MHz	855.000 MHz	100.000 kHz	850.26723 MHz	-33.02 dBm	-20.02 dB

Date: 7.JUL.2024 14:42:37

WCDMA Band II (RMC 12.2Kbps)

Lowest Band Edge

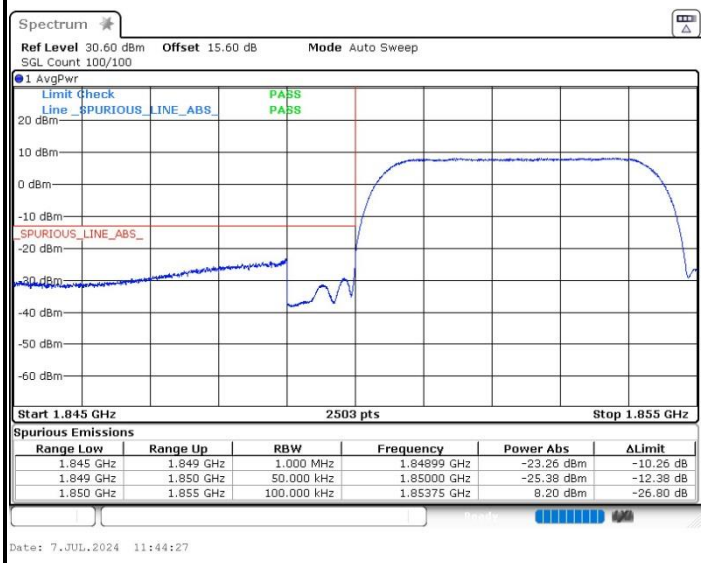

Spurious Emissions

Range Low	Range Up	RBW	Frequency	Power Abs	ΔLimit
1.845 GHz	1.849 GHz	1.000 MHz	1.84899 GHz	-23.26 dBm	-10.26 dB
1.849 GHz	1.850 GHz	50.000 kHz	1.85000 GHz	-25.38 dBm	-12.38 dB
1.850 GHz	1.855 GHz	100.000 kHz	1.85375 GHz	8.20 dBm	-26.80 dB

Date: 7.JUL.2024 11:44:27

Highest Band Edge

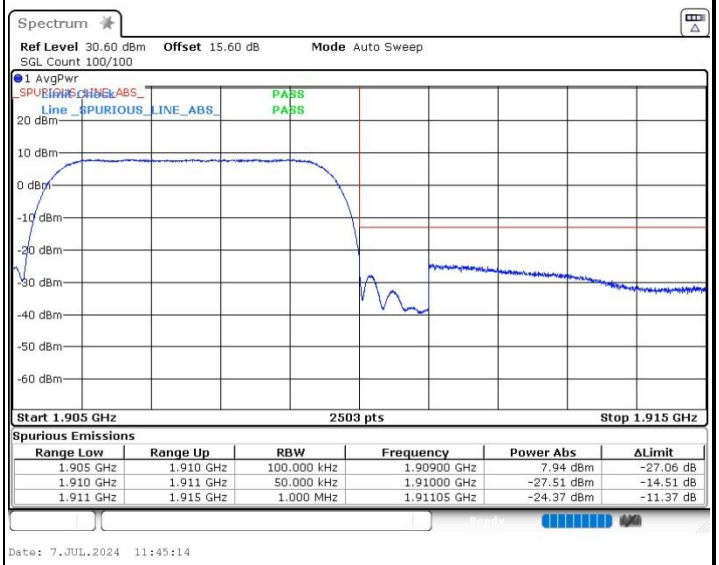

Spurious Emissions

Range Low	Range Up	RBW	Frequency	Power Abs	ΔLimit
1.905 GHz	1.910 GHz	100.000 kHz	1.90900 GHz	7.94 dBm	-27.06 dB
1.910 GHz	1.911 GHz	50.000 kHz	1.91000 GHz	-27.51 dBm	-14.51 dB
1.911 GHz	1.915 GHz	1.000 MHz	1.91105 GHz	-24.37 dBm	-11.37 dB

Date: 7.JUL.2024 11:45:14

WCDMA Band IV (RMC 12.2Kbps)	
Lowest Band Edge	**Highest Band Edge**

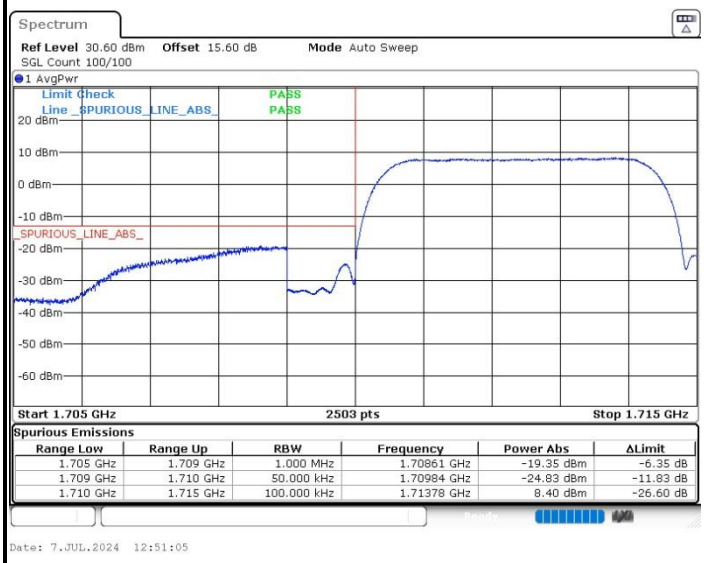

Spurious Emissions

Range Low	Range Up	RBW	Frequency	Power Abs	ΔLimit
1.705 GHz	1.709 GHz	1.000 MHz	1.70861 GHz	-19.35 dBm	-6.35 dB
1.709 GHz	1.710 GHz	50.000 kHz	1.70984 GHz	-24.83 dBm	-11.83 dB
1.710 GHz	1.715 GHz	100.000 kHz	1.71378 GHz	8.40 dBm	-26.60 dB

Date: 7.JUL.2024 12:51:05

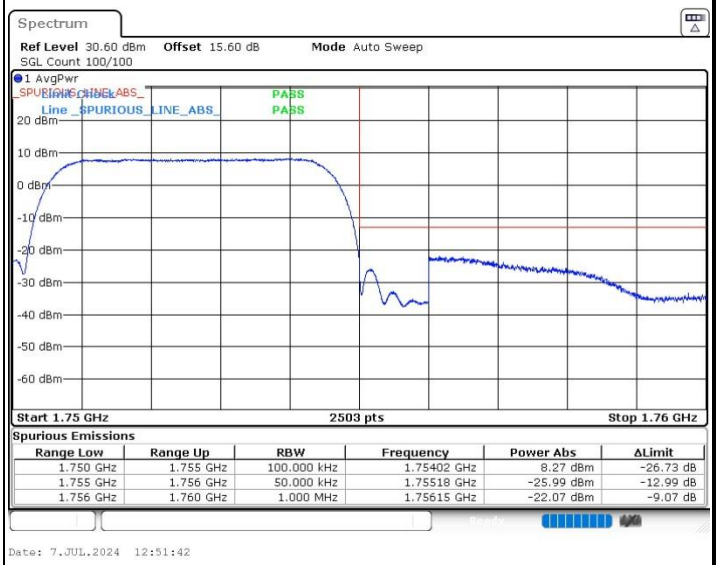

Spurious Emissions

Range Low	Range Up	RBW	Frequency	Power Abs	ΔLimit
1.750 GHz	1.755 GHz	100.000 kHz	1.75402 GHz	8.27 dBm	-26.73 dB
1.755 GHz	1.756 GHz	50.000 kHz	1.75518 GHz	-25.99 dBm	-12.99 dB
1.756 GHz	1.760 GHz	1.000 MHz	1.75615 GHz	-22.07 dBm	-9.07 dB

Date: 7.JUL.2024 12:51:42

Conducted Spurious Emission

WCDMA Band V (RMC 12.2Kbps)

Lowest Channel

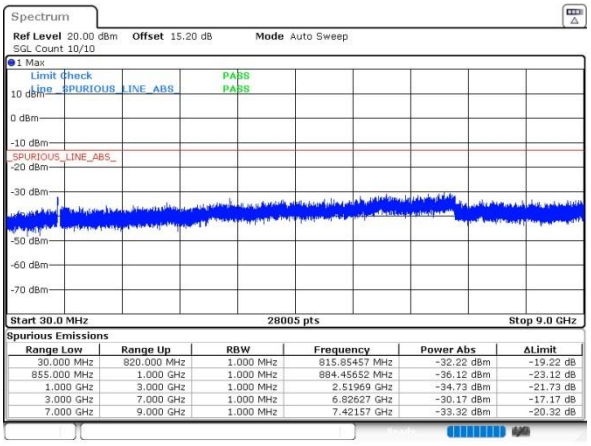

Spurious Emissions

Range Low	Range Up	RBW	Frequency	Power Abs	ΔLimit
30.000 MHz	820.000 MHz	1.000 MHz	815.85457 MHz	-32.22 dBm	-19.22 dB
855.000 MHz	1.000 GHz	1.000 MHz	884.45652 MHz	-36.12 dBm	-23.12 dB
1.000 GHz	3.000 GHz	1.000 MHz	2.51969 GHz	-34.73 dBm	-21.73 dB
3.000 GHz	7.000 GHz	1.000 MHz	6.82627 GHz	-30.17 dBm	-17.17 dB
7.000 GHz	9.000 GHz	1.000 MHz	7.42157 GHz	-33.32 dBm	-20.32 dB

Date: 7.JUL.2024 14:43:08

Middle Channel

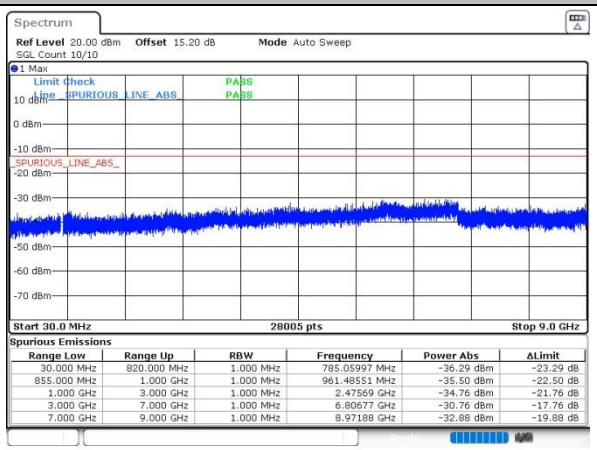

Spurious Emissions

Range Low	Range Up	RBW	Frequency	Power Abs	ΔLimit
30.000 MHz	820.000 MHz	1.000 MHz	785.05997 MHz	-36.29 dBm	-23.29 dB
855.000 MHz	1.000 GHz	1.000 MHz	961.48551 MHz	-35.50 dBm	-22.50 dB
1.000 GHz	3.000 GHz	1.000 MHz	2.47569 GHz	-34.76 dBm	-21.76 dB
3.000 GHz	7.000 GHz	1.000 MHz	6.80677 GHz	-30.76 dBm	-17.76 dB
7.000 GHz	9.000 GHz	1.000 MHz	8.97188 GHz	-32.88 dBm	-19.88 dB

Date: 7.JUL.2024 14:43:17

Highest Channel

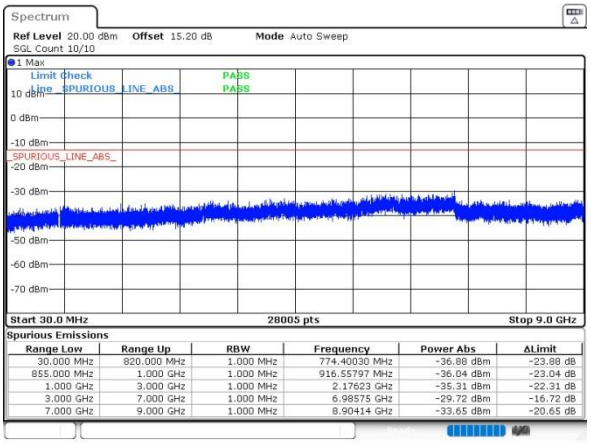

Spurious Emissions

Range Low	Range Up	RBW	Frequency	Power Abs	ΔLimit
30.000 MHz	820.000 MHz	1.000 MHz	774.40030 MHz	-36.88 dBm	-23.88 dB
855.000 MHz	1.000 GHz	1.000 MHz	916.55797 MHz	-36.04 dBm	-23.04 dB
1.000 GHz	3.000 GHz	1.000 MHz	2.17623 GHz	-35.31 dBm	-22.31 dB
3.000 GHz	7.000 GHz	1.000 MHz	6.98575 GHz	-29.72 dBm	-16.72 dB
7.000 GHz	9.000 GHz	1.000 MHz	8.90414 GHz	-33.65 dBm	-20.65 dB

Date: 7.JUL.2024 14:43:27

WCDMA Band II (RMC 12.2Kbps)

Lowest Channel

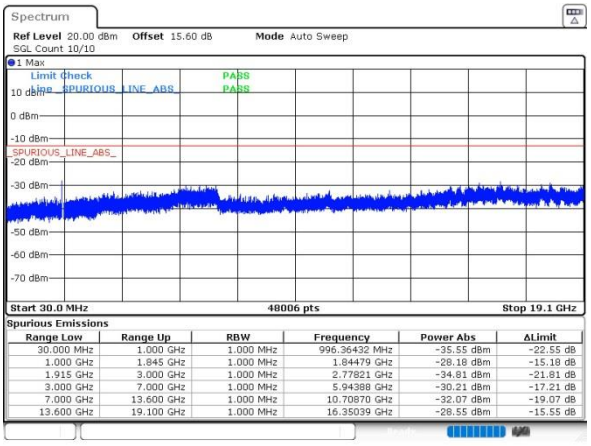

Spurious Emissions

Range Low	Range Up	RBW	Frequency	Power Abs	ΔLimit
30.000 MHz	1.000 GHz	1.000 MHz	996.36432 MHz	-35.55 dBm	-22.55 dB
1.000 GHz	1.845 GHz	1.000 MHz	1.84479 GHz	-28.18 dBm	-15.18 dB
1.915 GHz	3.000 GHz	1.000 MHz	2.77821 GHz	-34.81 dBm	-21.81 dB
3.000 GHz	7.000 GHz	1.000 MHz	5.94388 GHz	-30.21 dBm	-17.21 dB
7.000 GHz	13.600 GHz	1.000 MHz	10.70870 GHz	-32.07 dBm	-19.07 dB
13.600 GHz	19.100 GHz	1.000 MHz	16.35039 GHz	-28.55 dBm	-15.55 dB

Date: 7.JUL.2024 11:45:40

Middle Channel

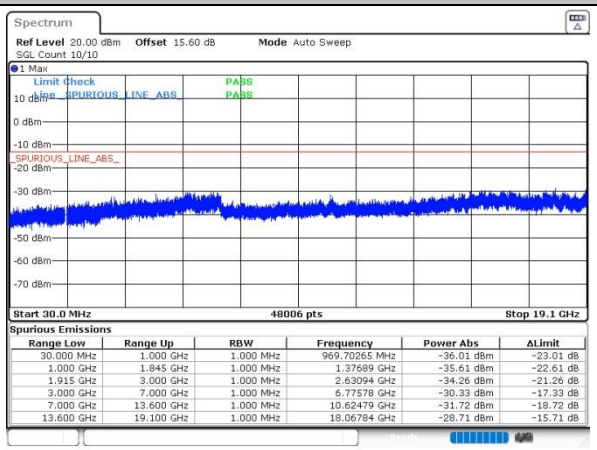

Spurious Emissions

Range Low	Range Up	RBW	Frequency	Power Abs	ΔLimit
30.000 MHz	1.000 GHz	1.000 MHz	969.70265 MHz	-36.01 dBm	-23.01 dB
1.000 GHz	1.845 GHz	1.000 MHz	1.37689 GHz	-35.61 dBm	-22.61 dB
1.915 GHz	3.000 GHz	1.000 MHz	2.63094 GHz	-34.26 dBm	-21.26 dB
3.000 GHz	7.000 GHz	1.000 MHz	6.77578 GHz	-30.33 dBm	-17.33 dB
7.000 GHz	13.600 GHz	1.000 MHz	10.62479 GHz	-31.72 dBm	-18.72 dB
13.600 GHz	19.100 GHz	1.000 MHz	18.06784 GHz	-28.71 dBm	-15.71 dB

Date: 7.JUL.2024 11:45:49

Highest Channel

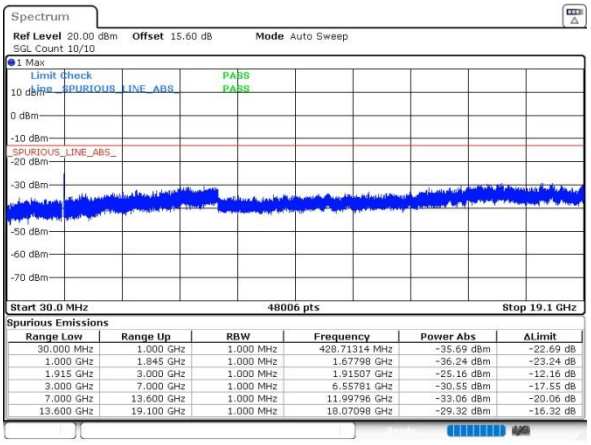

Spurious Emissions

Range Low	Range Up	RBW	Frequency	Power Abs	ΔLimit
30.000 MHz	1.000 GHz	1.000 MHz	428.71314 MHz	-35.69 dBm	-22.69 dB
1.000 GHz	1.845 GHz	1.000 MHz	1.67798 GHz	-36.24 dBm	-23.24 dB
1.915 GHz	3.000 GHz	1.000 MHz	1.91507 GHz	-25.16 dBm	-12.16 dB
3.000 GHz	7.000 GHz	1.000 MHz	6.55781 GHz	-30.55 dBm	-17.55 dB
7.000 GHz	13.600 GHz	1.000 MHz	11.99796 GHz	-33.06 dBm	-20.06 dB
13.600 GHz	19.100 GHz	1.000 MHz	18.07098 GHz	-29.32 dBm	-16.32 dB

Date: 7.JUL.2024 11:45:59

WCDMA Band IV (RMC 12.2Kbps)	-
Lowest Channel	-

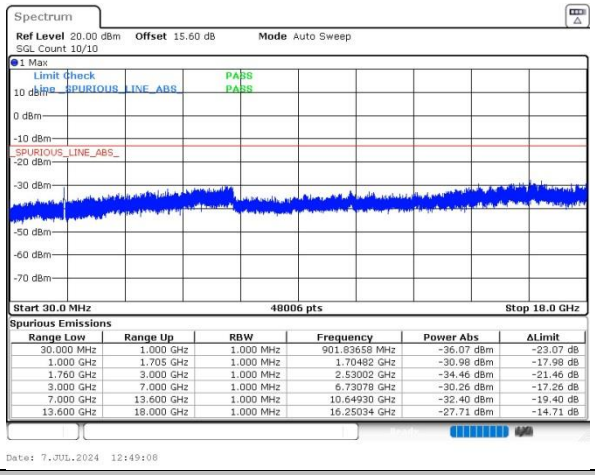

Spurious Emissions

Range Low	Range Up	RBW	Frequency	Power Abs	ΔLimit
30.000 MHz	1.000 GHz	1.000 MHz	901.83658 MHz	-36.07 dBm	-23.07 dB
1.000 GHz	1.705 GHz	1.000 MHz	1.70482 GHz	-30.98 dBm	-17.98 dB
1.760 GHz	3.000 GHz	1.000 MHz	2.53002 GHz	-34.46 dBm	-21.46 dB
3.000 GHz	7.000 GHz	1.000 MHz	6.73078 GHz	-30.26 dBm	-17.26 dB
7.000 GHz	13.600 GHz	1.000 MHz	10.64930 GHz	-32.40 dBm	-19.40 dB
13.600 GHz	18.000 GHz	1.000 MHz	16.25034 GHz	-27.71 dBm	-14.71 dB

Middle Channel	-

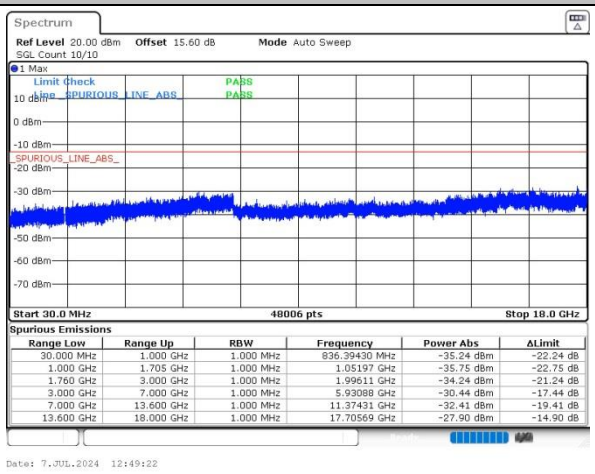

Spurious Emissions

Range Low	Range Up	RBW	Frequency	Power Abs	ΔLimit
30.000 MHz	1.000 GHz	1.000 MHz	836.39430 MHz	-35.24 dBm	-22.24 dB
1.000 GHz	1.705 GHz	1.000 MHz	1.05197 GHz	-35.75 dBm	-22.75 dB
1.760 GHz	3.000 GHz	1.000 MHz	1.99611 GHz	-34.24 dBm	-21.24 dB
3.000 GHz	7.000 GHz	1.000 MHz	5.93098 GHz	-30.44 dBm	-17.44 dB
7.000 GHz	13.600 GHz	1.000 MHz	11.37431 GHz	-32.41 dBm	-19.41 dB
13.600 GHz	18.000 GHz	1.000 MHz	17.70569 GHz	-27.90 dBm	-14.90 dB

Highest Channel	-

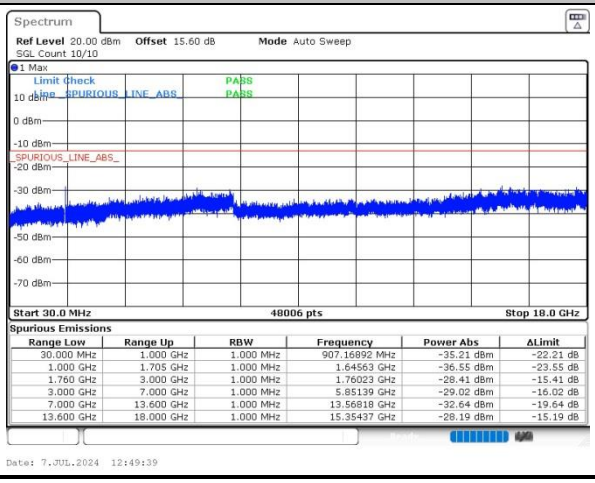

Spurious Emissions

Range Low	Range Up	RBW	Frequency	Power Abs	ΔLimit
30.000 MHz	1.000 GHz	1.000 MHz	907.16892 MHz	-35.21 dBm	-22.21 dB
1.000 GHz	1.705 GHz	1.000 MHz	1.64563 GHz	-36.55 dBm	-23.55 dB
1.760 GHz	3.000 GHz	1.000 MHz	1.76023 GHz	-28.41 dBm	-15.41 dB
3.000 GHz	7.000 GHz	1.000 MHz	5.85139 GHz	-29.02 dBm	-16.02 dB
7.000 GHz	13.600 GHz	1.000 MHz	13.56818 GHz	-32.64 dBm	-19.64 dB
13.600 GHz	18.000 GHz	1.000 MHz	15.35437 GHz	-28.19 dBm	-15.19 dB

Frequency Stability

Test Conditions	Middle Channel	WCDMA Band V (RMC 12.2Kbps RMC 12.2Kbps)	Limit 2.5ppm
Temperature (°C)	Voltage (Volt)	Deviation (ppm)	Result
50	Normal Voltage	0.0058	PASS
40	Normal Voltage	0.0377	
30	Normal Voltage	0.0485	
20(Ref.)	Normal Voltage	0.0000	
10	Normal Voltage	0.0069	
0	Normal Voltage	0.0344	
-10	Normal Voltage	0.0063	
-20	Normal Voltage	0.0141	
-30	Normal Voltage	0.0325	
20	Maximum Voltage	0.0418	
20	Normal Voltage	0.0000	
20	Battery End Point	0.0063	

Test Conditions	Middle Channel	WCDMA Band II (RMC 12.2Kbps)	Limit Note 2.
Temperature (°C)	Voltage (Volt)	Deviation (ppm)	Result
50	Normal Voltage	0.0169	PASS
40	Normal Voltage	0.0136	
30	Normal Voltage	0.0144	
20(Ref.)	Normal Voltage	0.0000	
10	Normal Voltage	0.0155	
0	Normal Voltage	0.0136	
-10	Normal Voltage	0.0247	
-20	Normal Voltage	0.0072	
-30	Normal Voltage	0.0169	
20	Maximum Voltage	0.0162	
20	Normal Voltage	0.0000	
20	Battery End Point	0.0019	

Test Conditions	Middle Channel	WCDMA Band IV (RMC 12.2Kbps)	Limit Note 2.
Temperature (°C)	Voltage (Volt)	Deviation (ppm)	Result
50	Normal Voltage	0.0048	PASS
40	Normal Voltage	0.0146	
30	Normal Voltage	0.0003	
20(Ref.)	Normal Voltage	0.0000	
10	Normal Voltage	0.0017	
0	Normal Voltage	0.0044	
-10	Normal Voltage	0.0172	
-20	Normal Voltage	0.0163	
-30	Normal Voltage	0.0061	
20	Maximum Voltage	0.0028	
20	Normal Voltage	0.0000	
20	Battery End Point	0.0118	

Note:

1. Normal Voltage = 3.85V ; Battery End Point (BEP) =3.5V. ; Maximum Voltage =4.41V
2. The frequency fundamental emissions stay within the authorized frequency block based on the frequency deviation measured is small.

Appendix B. Test Results of Radiated Test

Radiated Spurious Emission

Test Engineer :	Bruce	Temperature :	23~25℃
		Relative Humidity :	41~42%

Note: Pre-scanned harmonic for the different antenna combinations, we choose the worst antenna mode to perform final test.

GSM850 (GSM) _Ant.0								
Channel	Frequency (MHz)	ERP (dBm)	Limit (dBm)	Over Limit (dB)	S.G. Power (dBm)	TX Cable loss (dB)	TX Antenna Gain (dBi)	Polarization (H/V)
Lowest	1648	-66.63	-13	-53.63	-73.60	1.58	10.70	H
	2472	-57.77	-13	-44.77	-66.02	2.102	12.50	H
	3296	-61.54	-13	-48.54	-70.43	2.856	13.90	H
	1648	-64.98	-13	-51.98	-71.95	1.58	10.70	V
	2472	-53.46	-13	-40.46	-61.71	2.10	12.50	V
	3296	-61.49	-13	-48.49	-70.38	2.86	13.90	V
Middle	1672	-65.30	-13	-52.30	-72.27	1.58	10.70	H
	2512	-58.05	-13	-45.05	-66.30	2.102	12.50	H
	3344	-61.56	-13	-48.56	-70.45	2.856	13.90	H
	1672	-63.96	-13	-50.96	-70.93	1.58	10.70	V
	2512	-60.20	-13	-47.20	-68.45	2.10	12.50	V
	3344	-61.61	-13	-48.61	-70.50	2.86	13.90	V
Highest	1696	-65.35	-13	-52.35	-72.32	1.58	10.70	H
	2544	-59.46	-13	-46.46	-67.71	2.102	12.50	H
	3392	-60.64	-13	-47.64	-69.53	2.856	13.90	H
	1696	-64.41	-13	-51.41	-71.38	1.58	10.70	V
	2544	-61.16	-13	-48.16	-69.41	2.10	12.50	V
	3392	-61.10	-13	-48.10	-69.99	2.86	13.90	V

GSM850 (EDGE 1 Tx slots) _Ant.0								
Channel	Frequency (MHz)	ERP (dBm)	Limit (dBm)	Over Limit (dB)	S.G. Power (dBm)	TX Cable loss (dB)	TX Antenna Gain (dBi)	Polarization (H/V)
Lowest	1648	-66.35	-13	-53.35	-73.32	1.58	10.70	H
	2472	-56.90	-13	-43.90	-65.15	2.102	12.50	H
	3296	-60.80	-13	-47.80	-69.69	2.856	13.90	H
	1648	-65.44	-13	-52.44	-72.41	1.58	10.70	V
	2472	-54.56	-13	-41.56	-62.81	2.10	12.50	V
	3296	-61.40	-13	-48.40	-70.29	2.86	13.90	V
Middle	1672	-65.23	-13	-52.23	-72.20	1.58	10.70	H
	2512	-57.15	-13	-44.15	-65.40	2.102	12.50	H
	3344	-61.55	-13	-48.55	-70.44	2.856	13.90	H
	1672	-63.82	-13	-50.82	-70.79	1.58	10.70	V
	2512	-60.72	-13	-47.72	-68.97	2.10	12.50	V
	3344	-61.51	-13	-48.51	-70.40	2.86	13.90	V
Highest	1696	-65.10	-13	-52.10	-72.07	1.58	10.70	H
	2544	-60.75	-13	-47.75	-69.00	2.102	12.50	H
	3392	-60.87	-13	-47.87	-69.76	2.856	13.90	H
	1696	-64.33	-13	-51.33	-71.30	1.58	10.70	V
	2544	-60.73	-13	-47.73	-68.98	2.10	12.50	V
	3392	-60.72	-13	-47.72	-69.61	2.86	13.90	V

GSM1900 (GSM) _Ant.2								
Channel	Frequency (MHz)	EIRP (dBm)	Limit (dBm)	Over Limit (dB)	S.G. Power (dBm)	TX Cable loss (dB)	TX Antenna Gain (dBi)	Polarization (H/V)
Lowest	3705	-56.89	-13	-43.89	-69.15	2.64	14.90	H
	5550	-56.31	-13	-43.31	-68.17	2.94	14.80	H
	7395	-55.38	-13	-42.38	-65.15	3.39	13.16	H
	3705	-55.51	-13	-42.51	-67.77	2.64	14.90	V
	5550	-55.36	-13	-42.36	-67.22	2.94	14.80	V
	7395	-55.19	-13	-42.19	-64.96	3.39	13.16	V
Middle	3765	-56.77	-13	-43.77	-69.03	2.64	14.90	H
	5640	-56.04	-13	-43.04	-67.90	2.94	14.80	H
	7515	-54.83	-13	-41.83	-64.60	3.39	13.16	H
	3765	-56.55	-13	-43.55	-68.81	2.64	14.90	V
	5640	-56.35	-13	-43.35	-68.21	2.94	14.80	V
	7515	-54.94	-13	-41.94	-64.71	3.39	13.16	V
Highest	3825	-56.72	-13	-43.72	-68.98	2.64	14.90	H
	5730	-55.98	-13	-42.98	-67.84	2.94	14.80	H
	7635	-54.23	-13	-41.23	-64.00	3.39	13.16	H
	3825	-56.47	-13	-43.47	-68.73	2.64	14.90	V
	5730	-56.20	-13	-43.20	-68.06	2.94	14.80	V
	7635	-54.18	-13	-41.18	-63.95	3.39	13.16	V

GSM1900 (EDGE 1 Tx slots) _Ant.2								
Channel	Frequency (MHz)	EIRP (dBm)	Limit (dBm)	Over Limit (dB)	S.G. Power (dBm)	TX Cable loss (dB)	TX Antenna Gain (dBi)	Polarization (H/V)
Lowest	3705	-55.69	-13	-42.69	-67.95	2.64	14.90	H
	5550	-55.45	-13	-42.45	-67.31	2.94	14.80	H
	7395	-55.31	-13	-42.31	-65.08	3.39	13.16	H
	3705	-56.90	-13	-43.90	-69.16	2.64	14.90	V
	5550	-56.09	-13	-43.09	-67.95	2.94	14.80	V
	7395	-55.47	-13	-42.47	-65.24	3.39	13.16	V
Middle	3765	-54.45	-13	-41.45	-66.71	2.64	14.90	H
	5640	-55.70	-13	-42.70	-67.56	2.94	14.80	H
	7515	-54.87	-13	-41.87	-64.64	3.39	13.16	H
	3765	-56.52	-13	-43.52	-68.78	2.64	14.90	V
	5640	-56.15	-13	-43.15	-68.01	2.94	14.80	V
	7515	-54.74	-13	-41.74	-64.51	3.39	13.16	V
Highest	3825	-54.41	-13	-41.41	-66.67	2.64	14.90	H
	5730	-55.71	-13	-42.71	-67.57	2.94	14.80	H
	7635	-53.94	-13	-40.94	-63.71	3.39	13.16	H
	3825	-56.56	-13	-43.56	-68.82	2.64	14.90	V
	5730	-55.98	-13	-42.98	-67.84	2.94	14.80	V
	7635	-53.98	-13	-40.98	-63.75	3.39	13.16	V

WCDMA Band V(RMC 12.2Kbps)_Ant.0								
Channel	Frequency (MHz)	ERP (dBm)	Limit (dBm)	Over Limit (dB)	S.G. Power (dBm)	TX Cable loss (dB)	TX Antenna Gain (dBi)	Polarization (H/V)
Lowest	1656	-65.60	-13	-52.60	-72.57	1.58	10.70	H
	2472	-58.62	-13	-45.62	-66.87	2.102	12.50	H
	3304	-61.28	-13	-48.28	-70.17	2.856	13.90	H
	1656	-65.14	-13	-52.14	-72.11	1.58	10.70	V
	2472	-59.02	-13	-46.02	-67.27	2.10	12.50	V
	3304	-61.33	-13	-48.33	-70.22	2.86	13.90	V
Middle	1672	-64.66	-13	-51.66	-71.63	1.58	10.70	H
	2512	-61.87	-13	-48.87	-70.12	2.102	12.50	H
	3344	-61.48	-13	-48.48	-70.37	2.856	13.90	H
	1672	-64.38	-13	-51.38	-71.35	1.58	10.70	V
	2512	-60.90	-13	-47.90	-69.15	2.10	12.50	V
	3344	-61.47	-13	-48.47	-70.36	2.86	13.90	V
Highest	1696	-65.04	-13	-52.04	-72.01	1.58	10.70	H
	2536	-61.34	-13	-48.34	-69.59	2.102	12.50	H
	3384	-60.57	-13	-47.57	-69.46	2.856	13.90	H
	1696	-64.43	-13	-51.43	-71.40	1.58	10.70	V
	2536	-60.55	-13	-47.55	-68.80	2.10	12.50	V
	3384	-60.79	-13	-47.79	-69.68	2.86	13.90	V

Remark: Spurious emissions within 30-1000MHz were found more than 20dB below limit line.

WCDMA Band II(RMC 12.2Kbps)_Ant.2								
Channel	Frequency (MHz)	EIRP (dBm)	Limit (dBm)	Over Limit (dB)	S.G. Power (dBm)	TX Cable loss (dB)	TX Antenna Gain (dBi)	Polarization (H/V)
Lowest	3705	-56.13	-13	-43.13	-68.39	2.64	14.90	H
	5550	-55.45	-13	-42.45	-67.31	2.94	14.80	H
	7410	-55.19	-13	-42.19	-64.96	3.39	13.16	H
	3705	-55.71	-13	-42.71	-67.97	2.64	14.90	V
	5550	-55.48	-13	-42.48	-67.34	2.94	14.80	V
	7410	-55.22	-13	-42.22	-64.99	3.39	13.16	V
Middle	3765	-55.88	-13	-42.88	-68.14	2.64	14.90	H
	5640	-55.53	-13	-42.53	-67.39	2.94	14.80	H
	7515	-54.89	-13	-41.89	-64.66	3.39	13.16	H
	3765	-55.97	-13	-42.97	-68.23	2.64	14.90	V
	5640	-55.71	-13	-42.71	-67.57	2.94	14.80	V
	7515	-54.27	-13	-41.27	-64.04	3.39	13.16	V
Highest	3810	-56.32	-13	-43.32	-68.58	2.64	14.90	H
	5730	-55.34	-13	-42.34	-67.20	2.94	14.80	H
	7635	-53.56	-13	-40.56	-63.33	3.39	13.16	H
	3810	-55.90	-13	-42.90	-68.16	2.64	14.90	V
	5730	-55.50	-13	-42.50	-67.36	2.94	14.80	V
	7635	-53.84	-13	-40.84	-63.61	3.39	13.16	V

Remark: Spurious emissions within 30-1000MHz were found more than 20dB below limit line.

WCDMA Band IV(RMC 12.2Kbps)_Ant.2								
Channel	Frequency (MHz)	EIRP (dBm)	Limit (dBm)	Over Limit (dB)	S.G. Power (dBm)	TX Cable loss (dB)	TX Antenna Gain (dBi)	Polarization (H/V)
Lowest	3420	-49.47	-13	-36.47	-60.21	2.604	13.34	H
	5130	-54.88	-13	-41.88	-65.39	3.011	13.52	H
	6855	-56.27	-13	-43.27	-66.47	3.271	13.47	H
	3420	-46.83	-13	-33.83	-57.57	2.604	13.34	V
	5130	-54.86	-13	-41.86	-65.37	3.011	13.52	V
	6855	-56.25	-13	-43.25	-66.45	3.271	13.47	V
Middle	3465	-57.30	-13	-44.30	-68.04	2.604	13.34	H
	5205	-54.90	-13	-41.90	-65.41	3.011	13.52	H
	6930	-55.79	-13	-42.79	-65.99	3.271	13.47	H
	3465	-58.02	-13	-45.02	-68.76	2.604	13.34	V
	5205	-55.35	-13	-42.35	-65.86	3.011	13.52	V
	6930	-56.21	-13	-43.21	-66.41	3.271	13.47	V
Highest	3510	-58.17	-13	-45.17	-68.91	2.604	13.34	H
	5265	-55.79	-13	-42.79	-66.30	3.011	13.52	H
	7005	-55.74	-13	-42.74	-65.94	3.271	13.47	H
	3510	-58.06	-13	-45.06	-68.80	2.604	13.34	V
	5265	-55.49	-13	-42.49	-66.00	3.011	13.52	V
	7005	-55.93	-13	-42.93	-66.13	3.271	13.47	V

Remark: Spurious emissions within 30-1000MHz were found more than 20dB below limit line.