LTE Band 26 / 15MHz / 256QAM

Highest Band Edge / 1 RB

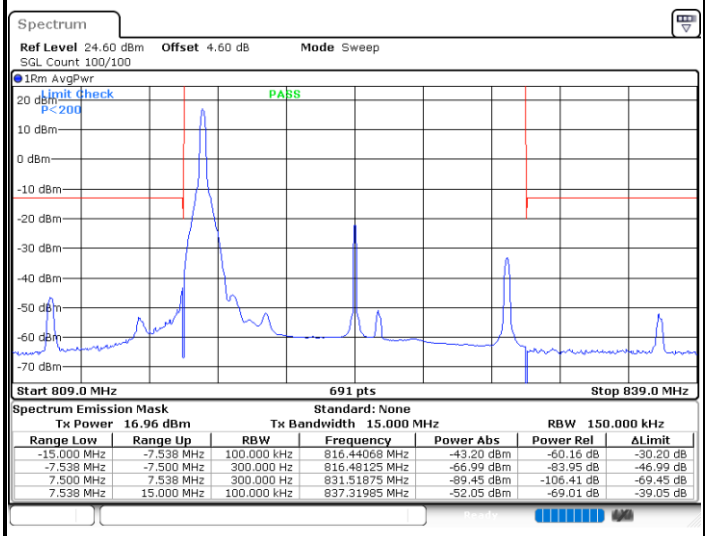

Highest Band Edge / 1 RB max

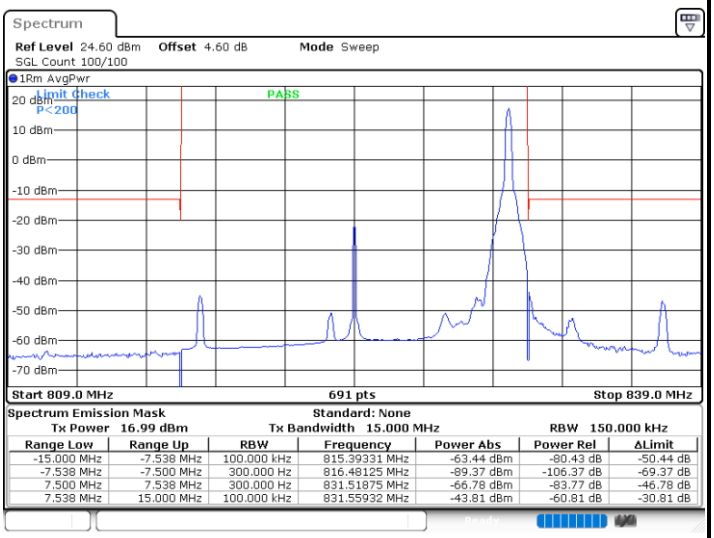

Band Edge / Full RB

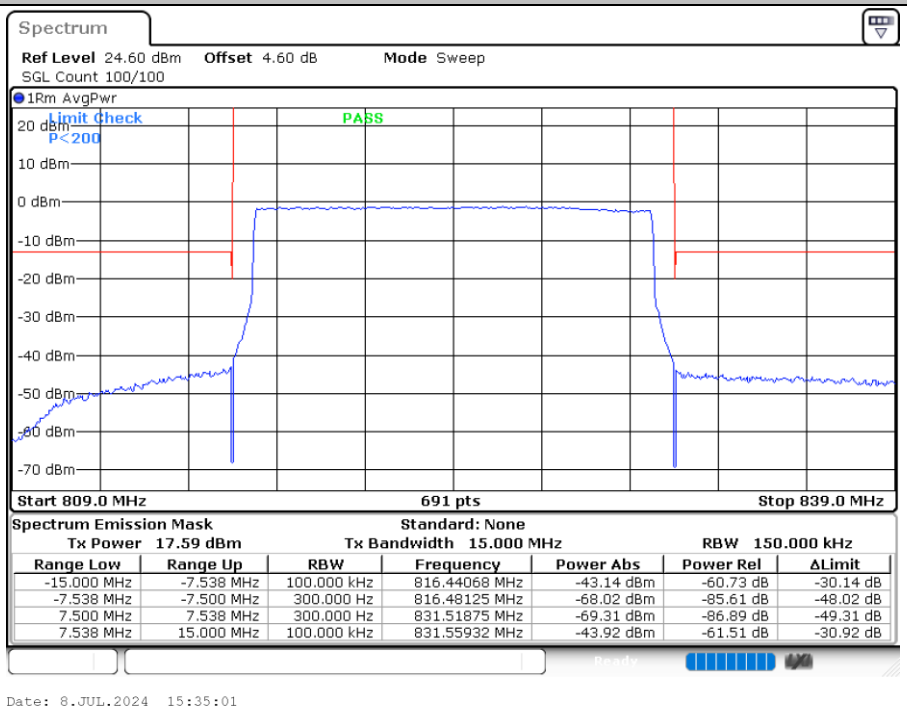

Conducted Spurious Emission

LTE Band 26 / 1.4MHz

Lowest Channel / QPSK

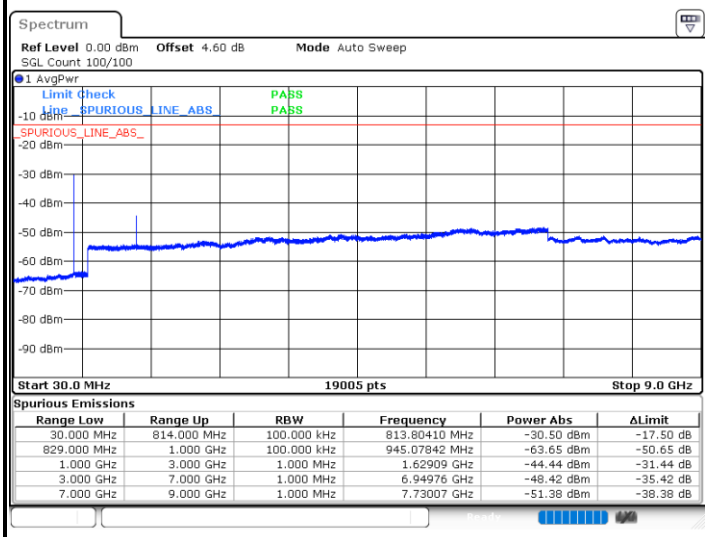

Spurious Emissions

Range Low	Range Up	RBW	Frequency	Power Abs	ΔLimit
30.000 MHz	814.000 MHz	100.000 kHz	813.80410 MHz	-30.50 dBm	-17.50 dB
829.000 MHz	1.000 GHz	100.000 kHz	945.07842 MHz	-63.65 dBm	-50.65 dB
1.000 GHz	3.000 GHz	1.000 MHz	1.62909 GHz	-44.44 dBm	-31.44 dB
3.000 GHz	7.000 GHz	1.000 MHz	6.94976 GHz	-48.42 dBm	-35.42 dB
7.000 GHz	9.000 GHz	1.000 MHz	7.73007 GHz	-51.38 dBm	-38.38 dB

Date: 8.JUL.2024 13:15:27

Middle Channel / QPSK

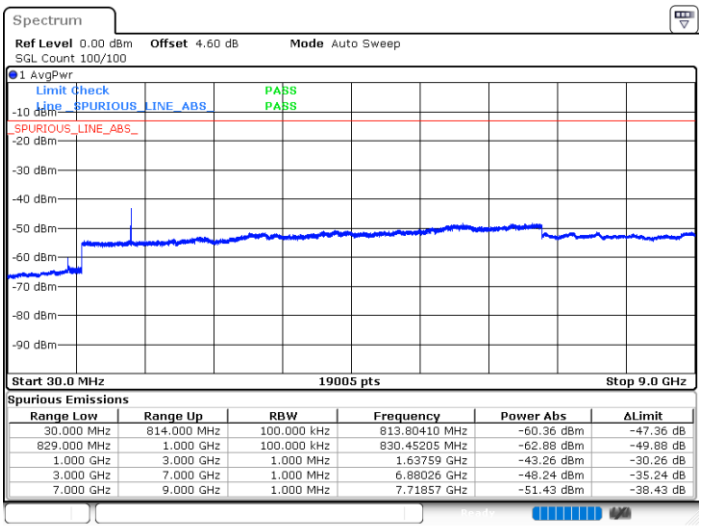

Spurious Emissions

Range Low	Range Up	RBW	Frequency	Power Abs	ΔLimit
30.000 MHz	814.000 MHz	100.000 kHz	813.80410 MHz	-60.36 dBm	-47.36 dB
829.000 MHz	1.000 GHz	100.000 kHz	830.45205 MHz	-62.88 dBm	-49.88 dB
1.000 GHz	3.000 GHz	1.000 MHz	1.63759 GHz	-43.26 dBm	-30.26 dB
3.000 GHz	7.000 GHz	1.000 MHz	6.88026 GHz	-48.24 dBm	-35.24 dB
7.000 GHz	9.000 GHz	1.000 MHz	7.71857 GHz	-51.43 dBm	-38.43 dB

Date: 8.JUL.2024 13:28:46

Highest Channel / QPSK

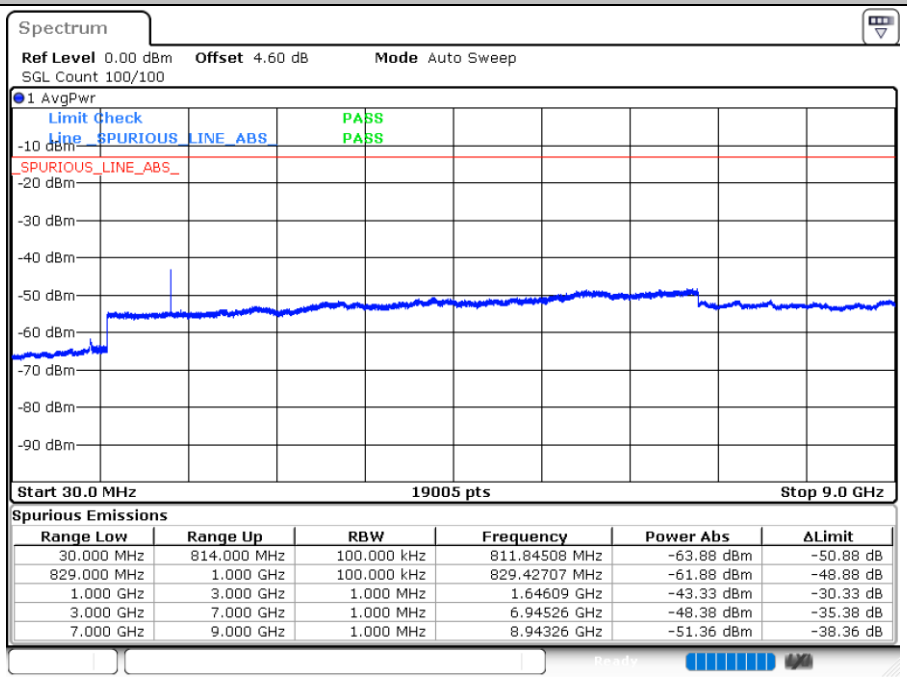

Spurious Emissions

Range Low	Range Up	RBW	Frequency	Power Abs	ΔLimit
30.000 MHz	814.000 MHz	100.000 kHz	811.84508 MHz	-63.88 dBm	-50.88 dB
829.000 MHz	1.000 GHz	100.000 kHz	829.42707 MHz	-61.88 dBm	-48.88 dB
1.000 GHz	3.000 GHz	1.000 MHz	1.64609 GHz	-43.33 dBm	-30.33 dB
3.000 GHz	7.000 GHz	1.000 MHz	6.94526 GHz	-48.38 dBm	-35.38 dB
7.000 GHz	9.000 GHz	1.000 MHz	8.94326 GHz	-51.36 dBm	-38.36 dB

Date: 8.JUL.2024 13:30:47

LTE Band 26 / 3MHz

Lowest Channel / QPSK

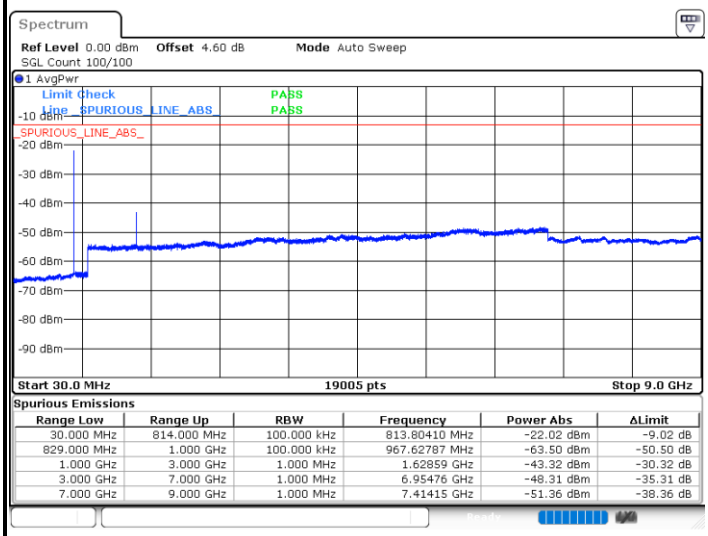

Spurious Emissions

Range Low	Range Up	RBW	Frequency	Power Abs	ΔLimit
30.000 MHz	814.000 MHz	100.000 kHz	813.80410 MHz	-22.02 dBm	-9.02 dB
829.000 MHz	1.000 GHz	100.000 kHz	967.62787 MHz	-63.50 dBm	-50.50 dB
1.000 GHz	3.000 GHz	1.000 MHz	1.62859 GHz	-43.32 dBm	-30.32 dB
3.000 GHz	7.000 GHz	1.000 MHz	6.95476 GHz	-48.31 dBm	-35.31 dB
7.000 GHz	9.000 GHz	1.000 MHz	7.41415 GHz	-51.36 dBm	-38.36 dB

Date: 8.JUL.2024 13:48:31

Middle Channel / QPSK

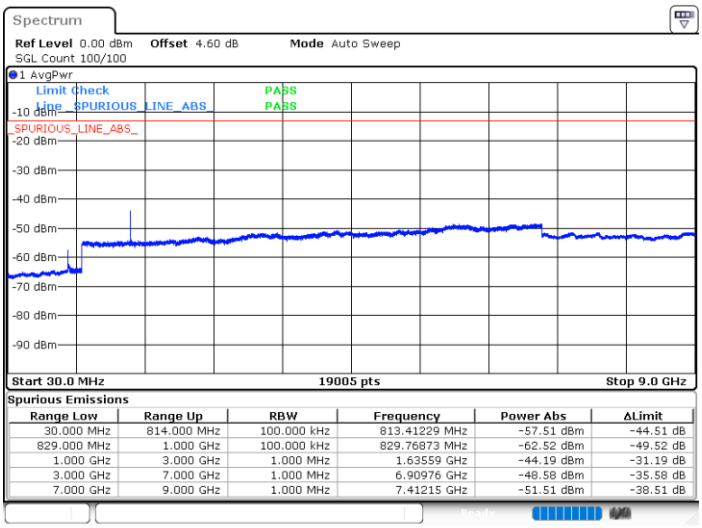

Spurious Emissions

Range Low	Range Up	RBW	Frequency	Power Abs	ΔLimit
30.000 MHz	814.000 MHz	100.000 kHz	813.41229 MHz	-57.51 dBm	-44.51 dB
829.000 MHz	1.000 GHz	100.000 kHz	829.76873 MHz	-62.52 dBm	-49.52 dB
1.000 GHz	3.000 GHz	1.000 MHz	1.63559 GHz	-44.19 dBm	-31.19 dB
3.000 GHz	7.000 GHz	1.000 MHz	6.90976 GHz	-48.58 dBm	-35.58 dB
7.000 GHz	9.000 GHz	1.000 MHz	7.41215 GHz	-51.51 dBm	-38.51 dB

Date: 8.JUL.2024 14:10:52

Highest Channel / QPSK

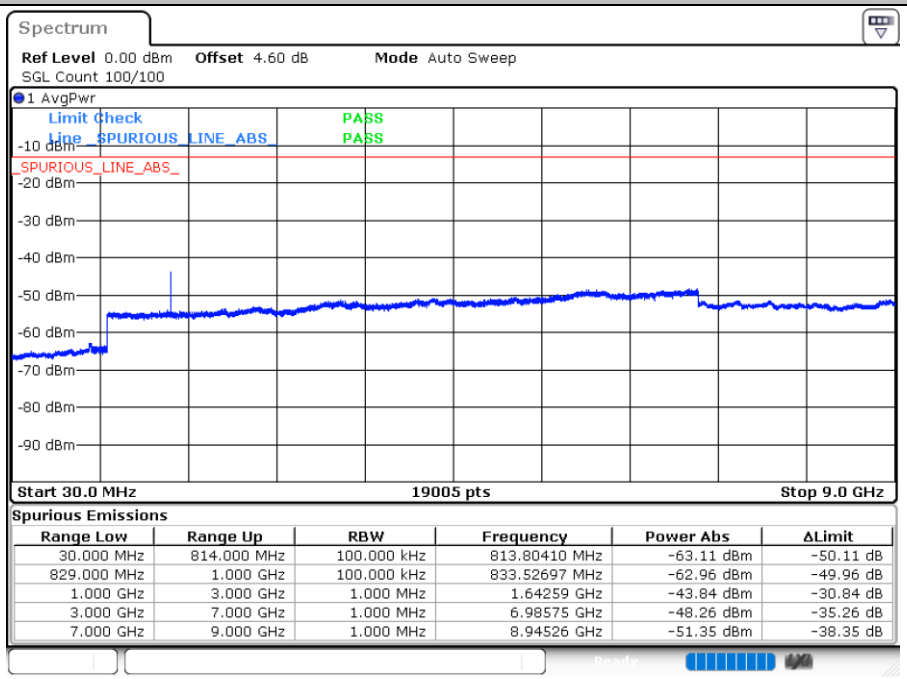

Spurious Emissions

Range Low	Range Up	RBW	Frequency	Power Abs	ΔLimit
30.000 MHz	814.000 MHz	100.000 kHz	813.80410 MHz	-63.11 dBm	-50.11 dB
829.000 MHz	1.000 GHz	100.000 kHz	833.52697 MHz	-62.96 dBm	-49.96 dB
1.000 GHz	3.000 GHz	1.000 MHz	1.64259 GHz	-43.84 dBm	-30.84 dB
3.000 GHz	7.000 GHz	1.000 MHz	6.98575 GHz	-48.26 dBm	-35.26 dB
7.000 GHz	9.000 GHz	1.000 MHz	8.94526 GHz	-51.35 dBm	-38.35 dB

Date: 8.JUL.2024 14:12:53

LTE Band 26 / 5MHz

Lowest Channel / QPSK

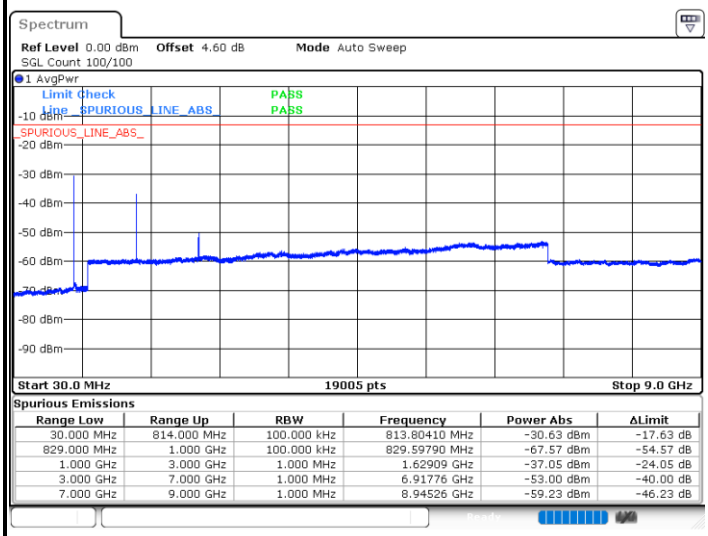

Spurious Emissions

Range Low	Range Up	RBW	Frequency	Power Abs	ΔLimit
30.000 MHz	814.000 MHz	100.000 kHz	813.80410 MHz	-30.63 dBm	-17.63 dB
829.000 MHz	1.000 GHz	100.000 kHz	829.59790 MHz	-67.57 dBm	-54.57 dB
1.000 GHz	3.000 GHz	1.000 MHz	1.62909 GHz	-37.05 dBm	-24.05 dB
3.000 GHz	7.000 GHz	1.000 MHz	6.91776 GHz	-53.00 dBm	-40.00 dB
7.000 GHz	9.000 GHz	1.000 MHz	8.94526 GHz	-59.23 dBm	-46.23 dB

Date: 8.JUL.2024 14:30:27

Middle Channel / QPSK

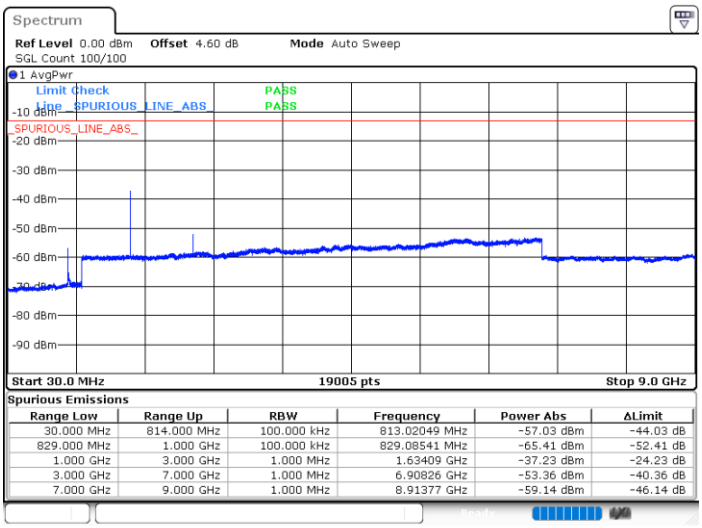

Spurious Emissions

Range Low	Range Up	RBW	Frequency	Power Abs	ΔLimit
30.000 MHz	814.000 MHz	100.000 kHz	813.02049 MHz	-57.03 dBm	-44.03 dB
829.000 MHz	1.000 GHz	100.000 kHz	829.08541 MHz	-65.41 dBm	-52.41 dB
1.000 GHz	3.000 GHz	1.000 MHz	1.63409 GHz	-37.23 dBm	-24.23 dB
3.000 GHz	7.000 GHz	1.000 MHz	6.90826 GHz	-53.36 dBm	-40.36 dB
7.000 GHz	9.000 GHz	1.000 MHz	8.91377 GHz	-59.14 dBm	-46.14 dB

Date: 8.JUL.2024 14:47:12

Highest Channel / QPSK

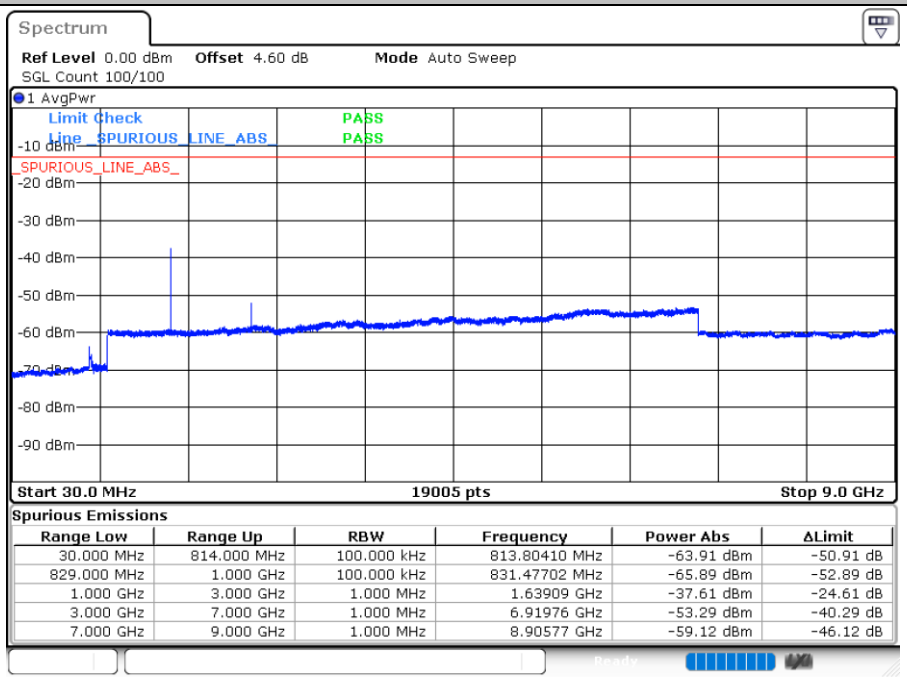

Spurious Emissions

Range Low	Range Up	RBW	Frequency	Power Abs	ΔLimit
30.000 MHz	814.000 MHz	100.000 kHz	813.80410 MHz	-63.91 dBm	-50.91 dB
829.000 MHz	1.000 GHz	100.000 kHz	831.47702 MHz	-65.89 dBm	-52.89 dB
1.000 GHz	3.000 GHz	1.000 MHz	1.63909 GHz	-37.61 dBm	-24.61 dB
3.000 GHz	7.000 GHz	1.000 MHz	6.91976 GHz	-53.29 dBm	-40.29 dB
7.000 GHz	9.000 GHz	1.000 MHz	8.90577 GHz	-59.12 dBm	-46.12 dB

Date: 8.JUL.2024 14:49:13

LTE Band 26 / 10MHz

Middle Channel / QPSK

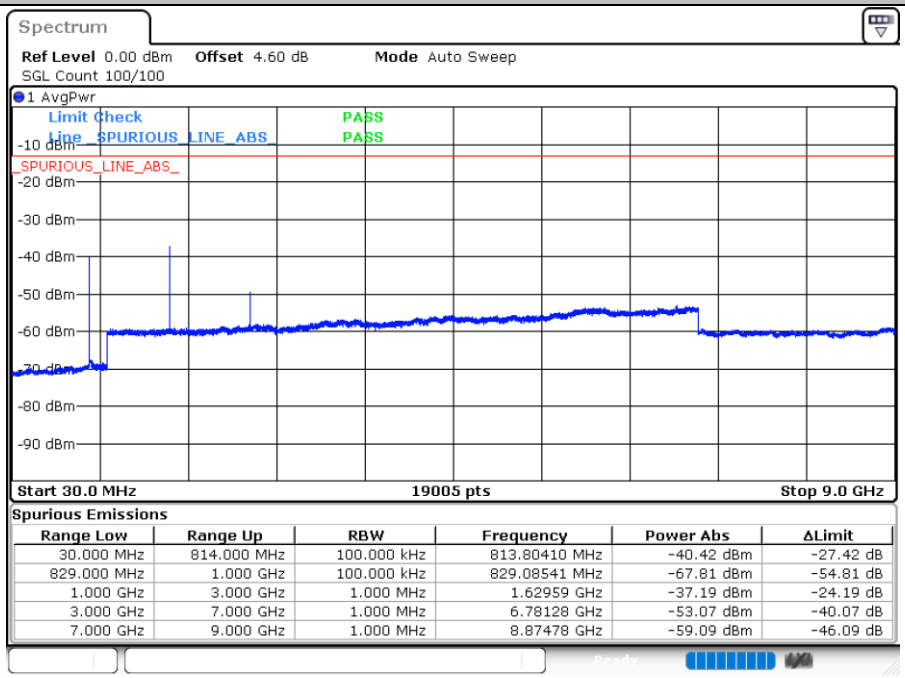

Spurious Emissions

Range Low	Range Up	RBW	Frequency	Power Abs	ΔLimit
30.000 MHz	814.000 MHz	100.000 kHz	813.80410 MHz	-40.42 dBm	-27.42 dB
829.000 MHz	1.000 GHz	100.000 kHz	829.08541 MHz	-67.81 dBm	-54.81 dB
1.000 GHz	3.000 GHz	1.000 MHz	1.62959 GHz	-37.19 dBm	-24.19 dB
3.000 GHz	7.000 GHz	1.000 MHz	6.78128 GHz	-53.07 dBm	-40.07 dB
7.000 GHz	9.000 GHz	1.000 MHz	8.87478 GHz	-59.09 dBm	-46.09 dB

Date: 8.JUL.2024 15:09:35

LTE Band 26 / 15MHz

Highest Channel / QPSK

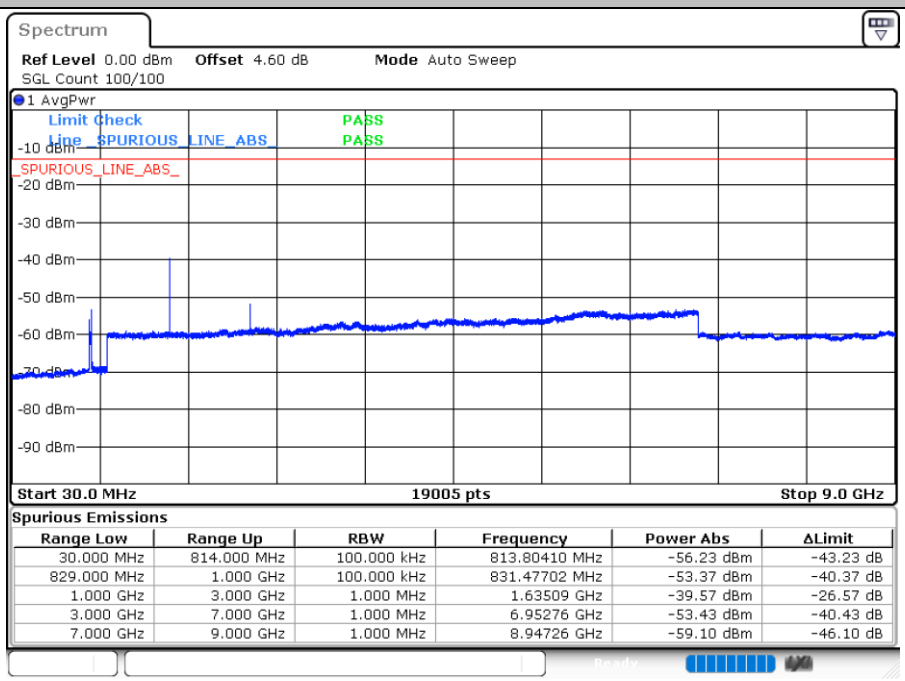

Spurious Emissions

Range Low	Range Up	RBW	Frequency	Power Abs	ΔLimit
30.000 MHz	814.000 MHz	100.000 kHz	813.80410 MHz	-56.23 dBm	-43.23 dB
829.000 MHz	1.000 GHz	100.000 kHz	831.47702 MHz	-53.37 dBm	-40.37 dB
1.000 GHz	3.000 GHz	1.000 MHz	1.63509 GHz	-39.57 dBm	-26.57 dB
3.000 GHz	7.000 GHz	1.000 MHz	6.95276 GHz	-53.43 dBm	-40.43 dB
7.000 GHz	9.000 GHz	1.000 MHz	8.94726 GHz	-59.10 dBm	-46.10 dB

Date: 8.JUL.2024 15:24:04

Frequency Stability

Test Conditions		LTE Band 26 (QPSK) / Middle Channel	Limit
Temperature (°C)	Voltage (Volt)	BW 10MHz	2.5ppm
		Deviation (ppm)	Result
50	Normal Voltage	0.0033	PASS
40	Normal Voltage	0.0042	
30	Normal Voltage	0.0028	
20(Ref.)	Normal Voltage	0.0000	
10	Normal Voltage	0.0009	
0	Normal Voltage	0.0026	
-10	Normal Voltage	0.0071	
-20	Normal Voltage	0.0025	
-30	Normal Voltage	0.0032	
20	Maximum Voltage	0.0047	
20	Normal Voltage	0.0000	
20	Battery End Point	0.0054	

Note: Normal Voltage =3.85 V. ; Battery End Point (BEP) =3.5 V. ; Maximum Voltage =4.41 V.

Appendix B. Test Results of Radiated Test

Radiated Spurious Emission

Test Engineer :	Bruce	Temperature :	23~25℃
		Relative Humidity :	41~42%

Note: Pre-scanned harmonic for the different antennas, we choose the worst antenna mode to perform final test and record in the report.

LTE Band 26 / 10MHz / QPSK for Ant1								
Channel	Frequency (MHz)	ERP (dBm)	Limit (dBm)	Over Limit (dB)	S.G. Power (dBm)	TX Cable loss (dB)	TX Antenna Gain (dBi)	Polarization (H/V)
Middle	1632	-64.80	-13	-51.80	-71.77	1.58	10.70	H
	2440	-62.23	-13	-49.23	-70.48	2.102	12.50	H
	3256	-60.53	-13	-47.53	-69.42	2.856	13.90	H
	1632	-64.08	-13	-51.08	-71.05	1.58	10.70	V
	2440	-60.09	-13	-47.09	-68.34	2.10	12.50	V
	3256	-60.95	-13	-47.95	-69.84	2.86	13.90	V

Remark: Spurious emissions within 30-1000MHz were found more than 20dB below limit line.

LTE Band 26 / 15MHz / QPSK for Ant1								
Channel	Frequency (MHz)	ERP (dBm)	Limit (dBm)	Over Limit (dB)	S.G. Power (dBm)	TX Cable loss (dB)	TX Antenna Gain (dBi)	Polarization (H/V)
High	1632	-66.19	-13	-53.19	-73.16	1.58	10.70	H
	2456	-61.50	-13	-48.50	-69.75	2.102	12.50	H
	3272	-60.76	-13	-47.76	-69.65	2.856	13.90	H
	1632	-65.82	-13	-52.82	-72.79	1.58	10.70	V
	2456	-56.23	-13	-43.23	-64.48	2.10	12.50	V
	3272	-60.52	-13	-47.52	-69.41	2.86	13.90	V

Remark: Spurious emissions within 30-1000MHz were found more than 20dB below limit line.