EUT Information

Report NO :	222224
Test Mode :	Mode 1
Test Voltage :	120Vac/60Hz
Phase :	Line

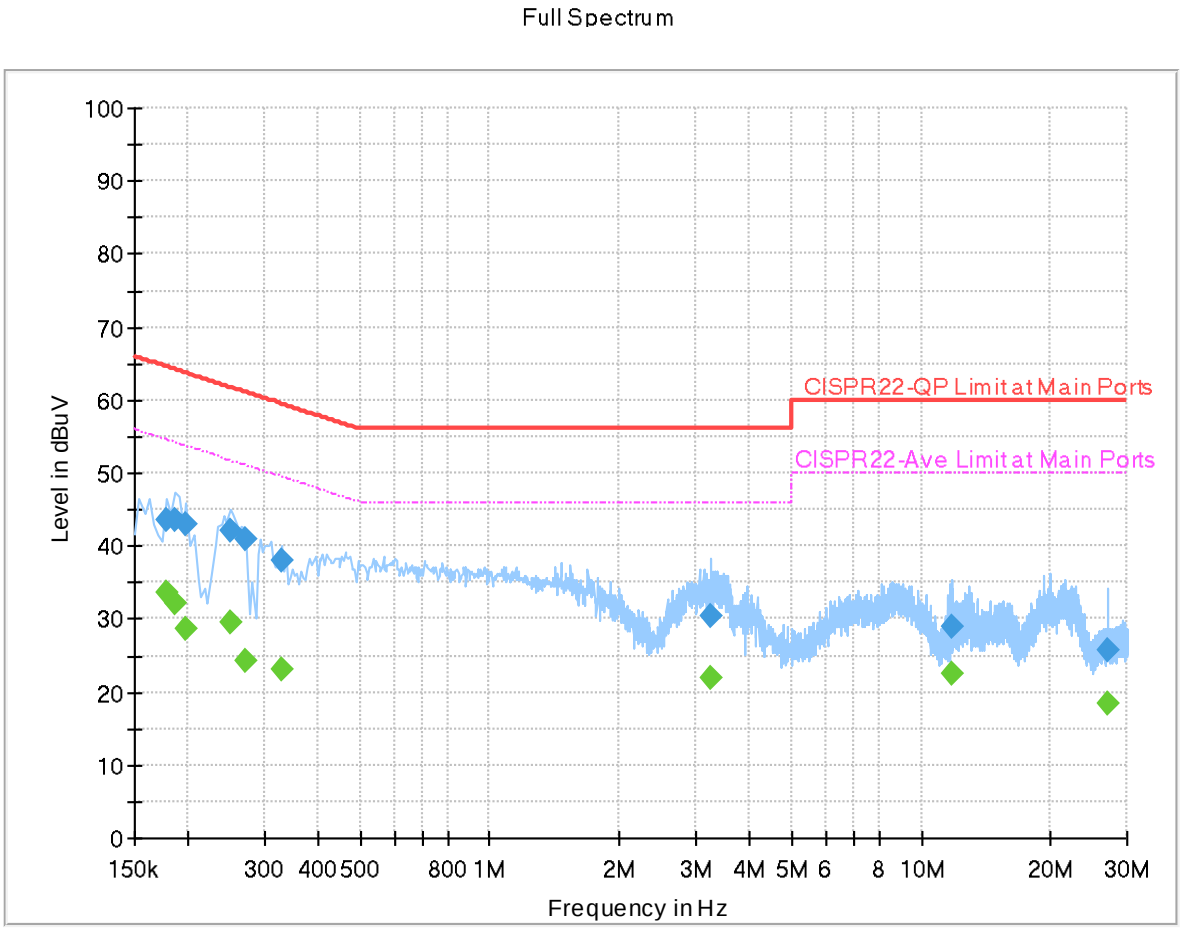

Final_Result

Frequency (MHz)	QuasiPeak (dBuV)	CAverage (dBuV)	Limit (dBuV)	Margin (dB)	Line	Filter	Corr. (dB)
0.178000	---	33.74	54.58	20.84	L1	OFF	20.0
0.178000	43.50	---	64.58	21.08	L1	OFF	20.0
0.186000	---	32.12	54.21	22.09	L1	OFF	20.0
0.186000	43.57	---	64.21	20.64	L1	OFF	20.0
0.198000	---	28.54	53.69	25.15	L1	OFF	20.0
0.198000	42.90	---	63.69	20.79	L1	OFF	20.0
0.250000	---	29.55	51.76	22.21	L1	OFF	20.0
0.250000	42.14	---	61.76	19.62	L1	OFF	20.0
0.270000	---	24.15	51.12	26.97	L1	OFF	20.0
0.270000	40.90	---	61.12	20.22	L1	OFF	20.0
0.330000	---	22.99	49.45	26.46	L1	OFF	20.0
0.330000	38.02	---	59.45	21.43	L1	OFF	20.0
3.250000	---	21.99	46.00	24.01	L1	OFF	20.0
3.250000	30.49	---	56.00	25.51	L1	OFF	20.0
11.746000	---	22.50	50.00	27.50	L1	OFF	20.2
11.746000	29.03	---	60.00	30.97	L1	OFF	20.2
27.122000	---	18.33	50.00	31.67	L1	OFF	20.3
27.122000	25.71	---	60.00	34.29	L1	OFF	20.3

EUT Information

Report NO :	222224
Test Mode :	Mode 1
Test Voltage :	120Vac/60Hz
Phase :	Neutral

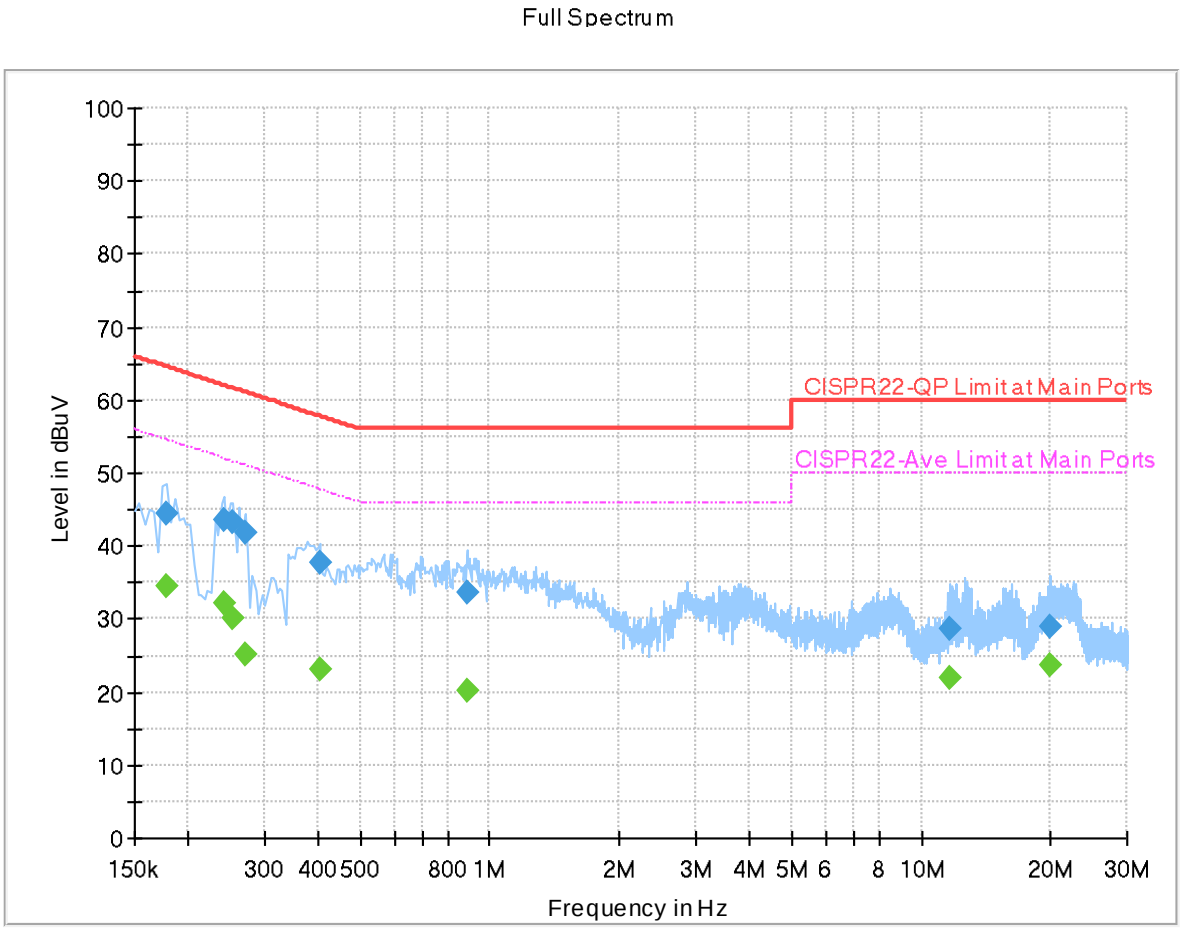

Final_Result

Frequency (MHz)	QuasiPeak (dBuV)	CAverage (dBuV)	Limit (dBuV)	Margin (dB)	Line	Filter	Corr. (dB)
0.178000	---	34.36	54.58	20.22	N	OFF	20.0
0.178000	44.59	---	64.58	19.99	N	OFF	20.0
0.242000	---	32.13	52.03	19.90	N	OFF	20.0
0.242000	43.55	---	62.03	18.48	N	OFF	20.0
0.254000	---	30.05	51.63	21.58	N	OFF	20.0
0.254000	43.37	---	61.63	18.26	N	OFF	20.0
0.270000	---	25.19	51.12	25.93	N	OFF	20.0
0.270000	41.94	---	61.12	19.18	N	OFF	20.0
0.402000	---	23.18	47.81	24.63	N	OFF	20.0
0.402000	37.77	---	57.81	20.04	N	OFF	20.0
0.886000	---	20.32	46.00	25.68	N	OFF	20.0
0.886000	33.56	---	56.00	22.44	N	OFF	20.0
11.654000	---	21.92	50.00	28.08	N	OFF	20.2
11.654000	28.60	---	60.00	31.40	N	OFF	20.2
19.994000	---	23.56	50.00	26.44	N	OFF	20.3
19.994000	29.01	---	60.00	30.99	N	OFF	20.3

Appendix B. Radiated Spurious Emission

Test Engineer :	Yuan Lee, Jacky Hong, Peter Liao, Rain Lee	**Temperature :**	20~25°C
		Relative Humidity :	50~60%

<CDD Mode>

2.4GHz 2400~2483.5MHz

WIFI 802.11b (Band Edge @ 3m)

WIFI Ant.	Note	Frequency	Level	Margin	Limit Line	Read Level	Antenna Factor	Path Loss	Preamp Factor	Ant Pos	Table Pos	Peak Avg.	Pol.
6+7		(MHz)	(dBµV/m)	(dB)	(dBµV/m)	(dBµV)	(dB/m)	(dB)	(dB)	(cm)	(deg)	(P/A)	(H/V)
802.11b CH 01 2412MHz		2388.33	56.96	-17.04	74	42.25	27.72	14.06	27.07	100	70	P	H
		2390	49.34	-4.66	54	34.63	27.72	14.06	27.07	100	70	A	H
	*	2412	114.54	-	-	99.84	27.68	14.08	27.06	100	70	P	H
	*	2412	111.45	-	-	96.75	27.68	14.08	27.06	100	70	A	H
													H
													H
		2313.15	56.18	-17.82	74	41.19	28.09	13.99	27.09	330	93	P	V
		2390	46.16	-7.84	54	31.45	27.72	14.06	27.07	330	93	A	V
	*	2412	108.12	-	-	93.42	27.68	14.08	27.06	330	93	P	V
	*	2412	105.03	-	-	90.33	27.68	14.08	27.06	330	93	A	V
													V
													V
802.11b CH 06 2437MHz		2339.82	55.57	-18.43	74	40.75	27.88	14.02	27.08	115	55	P	H
		2388.4	44.69	-9.31	54	29.98	27.72	14.06	27.07	115	55	A	H
	*	2437	110.53	-	-	95.85	27.63	14.1	27.05	115	55	P	H
	*	2437	107.49	-	-	92.81	27.63	14.1	27.05	115	55	A	H
		2484.88	57.81	-16.19	74	43.02	27.67	14.15	27.03	115	55	P	H
		2485.51	49.09	-4.91	54	34.3	27.67	14.15	27.03	115	55	A	H
		2381.12	55.54	-18.46	74	40.82	27.74	14.05	27.07	240	88	P	V
		2310.84	44.45	-9.55	54	29.44	28.11	13.99	27.09	240	88	A	V
	*	2437	107.89	-	-	93.21	27.63	14.1	27.05	240	88	P	V
	*	2437	104.81	-	-	90.13	27.63	14.1	27.05	240	88	A	V
		2485.33	56.12	-17.88	74	41.33	27.67	14.15	27.03	240	88	P	V
		2485.51	47.49	-6.51	54	32.7	27.67	14.15	27.03	240	88	A	V

802.11b CH 11 2462MHz	*	2462	113.73	-	-	99.02	27.62	14.13	27.04	102	66	P	H
	*	2462	110.7	-	-	95.99	27.62	14.13	27.04	102	66	A	H
		2483.64	59.26	-14.74	74	44.48	27.67	14.15	27.04	102	66	P	H
		2483.52	51.92	-2.08	54	37.14	27.67	14.15	27.04	102	66	A	H
													H
													H
	*	2462	106.93	-	-	92.22	27.62	14.13	27.04	352	97	P	V
	*	2462	103.62	-	-	88.91	27.62	14.13	27.04	352	97	A	V
		2483.84	57.02	-16.98	74	42.24	27.67	14.15	27.04	352	97	P	V
		2483.52	45.55	-8.45	54	30.77	27.67	14.15	27.04	352	97	A	V
													V
													V
Remark	1. No other spurious found. 2. All results are PASS against Peak and Average limit line.												

2.4GHz 2400~2483.5MHz

WIFI 802.11b (Harmonic @ 3m)

WIFI Ant. 6+7	Note	Frequency (MHz)	Level (dBμV/m)	Margin (dB)	Limit Line (dBμV/m)	Read Level (dBμV)	Antenna Factor (dB/m)	Path Loss (dB)	Preamp Factor (dB)	Ant Pos (cm)	Table Pos (deg)	Peak Avg. (P/A)	Pol. (H/V)
802.11b CH 01 2412MHz		4824	40.35	-33.65	74	59.16	31.45	6.8	57.06	-	-	P	H
													H
													H
													H
													H
													H
													H
													H
													H
													H
													H
													H
		4824	38.64	-35.36	74	57.45	31.45	6.8	57.06	-	-	P	V
													V
													V
													V
													V
													V
													V
													V
													V
													V
													V
													V

WIFI Ant. 6+7	Note	Frequency (MHz)	Level (dBμV/m)	Margin (dB)	Limit Line (dBμV/m)	Read Level (dBμV)	Antenna Factor (dB/m)	Path Loss (dB)	Preamp Factor (dB)	Ant Pos (cm)	Table Pos (deg)	Peak Avg. (P/A)	Pol. (H/V)
802.11b CH 06 2437MHz		4874	40.4	-33.6	74	59.1	31.45	6.82	56.97	-	-	P	H
		7311	45.85	-28.15	74	57.23	37.08	8.44	56.9	-	-	P	H
													H
													H
													H
													H
													H
													H
													H
													H
													H
													H
		4874	40.27	-33.73	74	58.97	31.45	6.82	56.97	-	-	P	V
		7311	46.64	-27.36	74	58.02	37.08	8.44	56.9	-	-	P	V
													V
													V
													V
													V
													V
													V
													V
													V
													V
													V

WIFI Ant. 6+7	Note	Frequency (MHz)	Level (dBμV/m)	Margin (dB)	Limit Line (dBμV/m)	Read Level (dBμV)	Antenna Factor (dB/m)	Path Loss (dB)	Preamp Factor (dB)	Ant Pos (cm)	Table Pos (deg)	Peak Avg. (P/A)	Pol. (H/V)
802.11b CH 11 2462MHz		4924	39.33	-34.67	74	57.82	31.54	6.85	56.88	-	-	P	H
		7386	45.19	-28.81	74	56.62	37.07	8.55	57.05	-	-	P	H
													H
													H
													H
													H
													H
													H
													H
													H
													H
													H
		4924	38.74	-35.26	74	57.23	31.54	6.85	56.88	-	-	P	V
		7386	45.6	-28.4	74	57.03	37.07	8.55	57.05	-	-	P	V
													V
													V
													V
													V
													V
													V
													V
													V
													V
													V
Remark	1. No other spurious found. 2. All results are PASS against Peak and Average limit line. 3. The emission position marked as "-" means no suspected emission found with sufficient margin against limit line or noise floor only.												

2.4GHz 2400~2483.5MHz

WIFI 802.11g (Band Edge @ 3m)

WIFI Ant. 6+7	Note	Frequency (MHz)	Level (dBμV/m)	Margin (dB)	Limit Line (dBμV/m)	Read Level (dBμV)	Antenna Factor (dB/m)	Path Loss (dB)	Preamp Factor (dB)	Ant Pos (cm)	Table Pos (deg)	Peak Avg. (P/A)	Pol. (H/V)
802.11g CH 01 2412MHz		2390	64.76	-9.24	74	50.05	27.72	14.06	27.07	140	149	P	H
		2390	52.34	-1.66	54	37.63	27.72	14.06	27.07	140	149	A	H
	*	2412	109.76	-	-	95.06	27.68	14.08	27.06	140	149	P	H
	*	2412	102.15	-	-	87.45	27.68	14.08	27.06	140	149	A	H
													H
													H
		2390	57.6	-16.4	74	42.89	27.72	14.06	27.07	340	94	P	V
		2390	46.88	-7.12	54	32.17	27.72	14.06	27.07	340	94	A	V
	*	2412	108.17	-	-	93.47	27.68	14.08	27.06	340	94	P	V
	*	2412	99.59	-	-	84.89	27.68	14.08	27.06	340	94	A	V
													V
													V
802.11g CH 02 2417MHz		2389.905	64.43	-9.57	74	49.72	27.72	14.06	27.07	105	278	P	H
		2390	51.15	-2.85	54	36.44	27.72	14.06	27.07	105	278	A	H
	*	2417	111.97	-	-	97.27	27.67	14.09	27.06	105	278	P	H
	*	2417	104.33	-	-	89.63	27.67	14.09	27.06	105	278	A	H
		2389.905	60.12	-13.88	74	45.41	27.72	14.06	27.07	347	198	P	V
		2389.695	47.14	-6.86	54	32.43	27.72	14.06	27.07	347	198	A	V
	*	2417	107.31	-	-	92.61	27.67	14.09	27.06	347	198	P	V
	*	2417	99.88	-	-	85.18	27.67	14.09	27.06	347	198	A	V

802.11g CH 06 2437MHz		2389.52	55.42	-18.58	74	40.71	27.72	14.06	27.07	109	64	P	H
		2389.8	46.97	-7.03	54	32.26	27.72	14.06	27.07	109	64	A	H
	*	2437	115.35	-	-	100.67	27.63	14.1	27.05	109	64	P	H
	*	2437	108.29	-	-	93.61	27.63	14.1	27.05	109	64	A	H
		2485.86	62.38	-11.62	74	47.59	27.67	14.15	27.03	109	64	P	H
		2484.67	52.01	-1.99	54	37.22	27.67	14.15	27.03	109	64	A	H
		2363.2	55.82	-18.18	74	41.08	27.77	14.04	27.07	352	99	P	V
		2389.94	45.75	-8.25	54	31.04	27.72	14.06	27.07	352	99	A	V
	*	2437	108.74	-	-	94.06	27.63	14.1	27.05	352	99	P	V
	*	2437	101.19	-	-	86.51	27.63	14.1	27.05	352	99	A	V
		2483.5	58.91	-15.09	74	44.13	27.67	14.15	27.04	352	99	P	V
		2483.5	48.26	-5.74	54	33.48	27.67	14.15	27.04	352	99	A	V
802.11g CH 09 2452MHz	*	2452	112.78	-	-	98.11	27.6	14.12	27.05	153	279	P	H
	*	2452	105.54	-	-	90.87	27.6	14.12	27.05	153	279	A	H
		2487.52	65.39	-8.61	74	50.59	27.68	14.15	27.03	153	279	P	H
		2483.56	52.57	-1.43	54	37.79	27.67	14.15	27.04	153	279	A	H
	*	2452	107.99	-	-	93.32	27.6	14.12	27.05	337	197	P	V
	*	2452	100.25	-	-	85.58	27.6	14.12	27.05	337	197	A	V
		2483.68	63.68	-10.32	74	48.9	27.67	14.15	27.04	337	197	P	V
		2483.52	50.33	-3.67	54	35.55	27.67	14.15	27.04	337	197	A	V

802.11g CH 10 2457MHz	*	2457	110.91	-	-	96.22	27.61	14.12	27.04	153	277	P	H
	*	2457	103.41	-	-	88.72	27.61	14.12	27.04	153	277	A	H
		2484.04	68.54	-5.46	74	53.76	27.67	14.15	27.04	153	277	P	H
		2483.52	51.98	-2.02	54	37.2	27.67	14.15	27.04	153	277	A	H
	*	2457	105.4	-	-	90.71	27.61	14.12	27.04	339	198	P	V
	*	2457	97.69	-	-	83	27.61	14.12	27.04	339	198	A	V
		2483.76	67.68	-6.32	74	52.9	27.67	14.15	27.04	339	198	P	V
		2483.6	49.98	-4.02	54	35.2	27.67	14.15	27.04	339	198	A	V
802.11g CH 11 2462MHz	*	2462	107.95	-	-	93.24	27.62	14.13	27.04	153	157	P	H
	*	2462	100.12	-	-	85.41	27.62	14.13	27.04	153	157	A	H
		2483.52	65.89	-8.11	74	51.11	27.67	14.15	27.04	153	157	P	H
		2483.52	52.57	-1.43	54	37.79	27.67	14.15	27.04	153	157	A	H
													H
													H
	*	2462	103.63	-	-	88.92	27.62	14.13	27.04	396	86	P	V
	*	2462	96.09	-	-	81.38	27.62	14.13	27.04	396	86	A	V
		2483.64	56.43	-17.57	74	41.65	27.67	14.15	27.04	396	86	P	V
		2483.6	46.21	-7.79	54	31.43	27.67	14.15	27.04	396	86	A	V
													V
													V
Remark	1. No other spurious found. 2. All results are PASS against Peak and Average limit line.												

2.4GHz 2400~2483.5MHz

WIFI 802.11g (Harmonic @ 3m)

WIFI Ant. 6+7	Note	Frequency (MHz)	Level (dBµV/m)	Margin (dB)	Limit Line (dBµV/m)	Read Level (dBµV)	Antenna Factor (dB/m)	Path Loss (dB)	Preamp Factor (dB)	Ant Pos (cm)	Table Pos (deg)	Peak Avg. (P/A)	Pol. (H/V)
802.11g CH 01 2412MHz		4824	39.5	-34.5	74	58.31	31.45	6.8	57.06	-	-	P	H
													H
													H
													H
													H
													H
													H
													H
													H
													H
													H
													H
		4824	39.43	-34.57	74	58.24	31.45	6.8	57.06	-	-	P	V
													V
													V
													V
													V
													V
													V
													V
													V
													V
													V
													V

WIFI Ant. 6+7	Note	Frequency (MHz)	Level (dBµV/m)	Margin (dB)	Limit Line (dBµV/m)	Read Level (dBµV)	Antenna Factor (dB/m)	Path Loss (dB)	Preamp Factor (dB)	Ant Pos (cm)	Table Pos (deg)	Peak Avg. (P/A)	Pol. (H/V)
802.11g CH 06 2437MHz		4874	39.57	-34.43	74	58.27	31.45	6.82	56.97	-	-	P	H
		7311	45.29	-28.71	74	56.67	37.08	8.44	56.9	-	-	P	H
													H
													H
													H
													H
													H
													H
													H
													H
													H
													H
		4874	39.52	-34.48	74	58.22	31.45	6.82	56.97	-	-	P	V
		7311	45.73	-28.27	74	57.11	37.08	8.44	56.9	-	-	P	V
													V
													V
													V
													V
													V
													V
													V
													V
													V
													V

WIFI Ant. 6+7	Note	Frequency (MHz)	Level (dBμV/m)	Margin (dB)	Limit Line (dBμV/m)	Read Level (dBμV)	Antenna Factor (dB/m)	Path Loss (dB)	Preamp Factor (dB)	Ant Pos (cm)	Table Pos (deg)	Peak Avg. (P/A)	Pol. (H/V)
802.11g CH 11 2462MHz		4924	38.75	-35.25	74	57.24	31.54	6.85	56.88	-	-	P	H
		7386	45.65	-28.35	74	57.08	37.07	8.55	57.05	-	-	P	H
													H
													H
													H
													H
													H
													H
													H
													H
													H
													H
		4924	39.69	-34.31	74	58.18	31.54	6.85	56.88	-	-	P	V
		7386	45.18	-28.82	74	56.61	37.07	8.55	57.05	-	-	P	V
													V
													V
													V
													V
													V
													V
													V
													V
													V
													V
Remark	1. No other spurious found. 2. All results are PASS against Peak and Average limit line. 3. The emission position marked as "-" means no suspected emission found with sufficient margin against limit line or noise floor only.												

2.4GHz 2400~2483.5MHz

WIFI 802.11ax HE20 Full (Band Edge @ 3m)

WIFI Ant. 6+7	Note	Frequency (MHz)	Level (dBμV/m)	Margin (dB)	Limit Line (dBμV/m)	Read Level (dBμV)	Antenna Factor (dB/m)	Path Loss (dB)	Preamp Factor (dB)	Ant Pos (cm)	Table Pos (deg)	Peak Avg. (P/A)	Pol. (H/V)
		2389.59	63.6	-10.4	74	48.89	27.72	14.06	27.07	140	142	P	H
		2390	52.29	-1.71	54	37.58	27.72	14.06	27.07	140	142	A	H
	*	2412	108.95	-	-	94.25	27.68	14.08	27.06	140	142	P	H
	*	2412	100.47	-	-	85.77	27.68	14.08	27.06	140	142	A	H
802.11ax													H
HE20 Full													H
CH 01		2368.695	55.83	-18.17	74	41.1	27.76	14.04	27.07	351	90	P	V
2412MHz		2390	45.59	-8.41	54	30.88	27.72	14.06	27.07	351	90	A	V
	*	2412	106.09	-	-	91.39	27.68	14.08	27.06	351	90	P	V
	*	2412	97.3	-	-	82.6	27.68	14.08	27.06	351	90	A	V
													V
													V
		2389.59	66.5	-7.5	74	51.79	27.72	14.06	27.07	109	279	P	H
		2389.485	52.97	-1.03	54	38.26	27.72	14.06	27.07	109	279	A	H
	*	2417	112.54	-	-	97.84	27.67	14.09	27.06	109	279	P	H
	*	2417	104.79	-	-	90.09	27.67	14.09	27.06	109	279	A	H
802.11ax													H
HE20 Full													H
CH 02		2389.8	61.42	-12.58	74	46.71	27.72	14.06	27.07	345	196	P	V
2417MHz		2389.905	49.26	-4.74	54	34.55	27.72	14.06	27.07	345	196	A	V
	*	2417	108.41	-	-	93.71	27.67	14.09	27.06	345	196	P	V
	*	2417	100.6	-	-	85.9	27.67	14.09	27.06	345	196	A	V

		2389.94	56.86	-17.14	74	42.15	27.72	14.06	27.07	110	65	P	H
		2389.94	46.19	-7.81	54	31.48	27.72	14.06	27.07	110	65	A	H
	*	2437	114.13	-	-	99.45	27.63	14.1	27.05	110	65	P	H
	*	2437	105.62	-	-	90.94	27.63	14.1	27.05	110	65	A	H
802.11ax		2484.11	62.67	-11.33	74	47.89	27.67	14.15	27.04	110	65	P	H
HE20 Full		2483.69	51.48	-2.52	54	36.7	27.67	14.15	27.04	110	65	A	H
CH 06		2340.52	55.23	-18.77	74	40.41	27.88	14.02	27.08	349	100	P	V
2437MHz		2389.8	44.84	-9.16	54	30.13	27.72	14.06	27.07	349	100	A	V
	*	2437	107.27	-	-	92.59	27.63	14.1	27.05	349	100	P	V
	*	2437	98.54	-	-	83.86	27.63	14.1	27.05	349	100	A	V
		2484.88	57.96	-16.04	74	43.17	27.67	14.15	27.03	349	100	P	V
		2483.5	46.81	-7.19	54	32.03	27.67	14.15	27.04	349	100	A	V
	*	2452	110.7	-	-	96.03	27.6	14.12	27.05	100	16	P	H
	*	2452	102.75	-	-	88.08	27.6	14.12	27.05	100	16	A	H
		2486.04	65.83	-8.17	74	51.04	27.67	14.15	27.03	100	16	P	H
		2483.84	51.92	-2.08	54	37.14	27.67	14.15	27.04	100	16	A	H
802.11ax													H
HE20 Full													H
CH 09	*	2452	106.37	-	-	91.7	27.6	14.12	27.05	337	195	P	V
2452MHz	*	2452	98.01	-	-	83.34	27.6	14.12	27.05	337	195	A	V
		2485.16	60.1	-13.9	74	45.31	27.67	14.15	27.03	337	195	P	V
		2484.48	47.04	-6.96	54	32.25	27.67	14.15	27.03	337	195	A	V

WIFI Ant. 6+7	Note	Frequency (MHz)	Level (dBμV/m)	Margin (dB)	Limit Line (dBμV/m)	Read Level (dBμV)	Antenna Factor (dB/m)	Path Loss (dB)	Preamp Factor (dB)	Ant Pos (cm)	Table Pos (deg)	Peak Avg. (P/A)	Pol. (H/V)
	*	2457	110.11	-	-	95.42	27.61	14.12	27.04	100	279	P	H
	*	2457	101.83	-	-	87.14	27.61	14.12	27.04	100	279	A	H
		2483.72	68.31	-5.69	74	53.53	27.67	14.15	27.04	100	279	P	H
		2483.52	51.05	-2.95	54	36.27	27.67	14.15	27.04	100	279	A	H
802.11ax													H
HE20 Full													H
CH 10	*	2457	105.05	-	-	90.36	27.61	14.12	27.04	338	194	P	V
2457MHz	*	2457	96.95	-	-	82.26	27.61	14.12	27.04	338	194	A	V
		2484.04	65.85	-8.15	74	51.07	27.67	14.15	27.04	338	194	P	V
		2483.52	49.12	-4.88	54	34.34	27.67	14.15	27.04	338	194	A	V
	*	2462	108.48	-	-	93.77	27.62	14.13	27.04	142	155	P	H
	*	2462	99.43	-	-	84.72	27.62	14.13	27.04	142	155	A	H
		2483.52	66.12	-7.88	74	51.34	27.67	14.15	27.04	142	155	P	H
		2483.84	51.56	-2.44	54	36.78	27.67	14.15	27.04	142	155	A	H
802.11ax													H
HE20 Full													H
CH 11	*	2462	101.48	-	-	86.77	27.62	14.13	27.04	399	170	P	V
2462MHz	*	2462	93.44	-	-	78.73	27.62	14.13	27.04	399	170	A	V
		2484.12	59.38	-14.62	74	44.6	27.67	14.15	27.04	399	170	P	V
		2483.52	47.78	-6.22	54	33	27.67	14.15	27.04	399	170	A	V
													V
													V

Remark

1. No other spurious found.
2. All results are PASS against Peak and Average limit line.

2.4GHz 2400~2483.5MHz

WIFI 802.11 ax HE20 Full (Harmonic @ 3m)

WIFI Ant. 6+7	Note	Frequency (MHz)	Level (dBμV/m)	Margin (dB)	Limit Line (dBμV/m)	Read Level (dBμV)	Antenna Factor (dB/m)	Path Loss (dB)	Preamp Factor (dB)	Ant Pos (cm)	Table Pos (deg)	Peak Avg. (P/A)	Pol. (H/V)
		4824	39.96	-34.04	74	58.77	31.45	6.8	57.06	100	0	P	H
													H
													H
													H
													H
													H
													H
													H
													H
													H
802.11ax													H
HE20 Full													H
CH 01		4824	39.47	-34.53	74	58.28	31.45	6.8	57.06	100	0	P	V
2412MHz													V
													V
													V
													V
													V
													V
													V
													V
													V
													V
													V

WIFI Ant. 6+7	Note	Frequency (MHz)	Level (dBµV/m)	Margin (dB)	Limit Line (dBµV/m)	Read Level (dBµV)	Antenna Factor (dB/m)	Path Loss (dB)	Preamp Factor (dB)	Ant Pos (cm)	Table Pos (deg)	Peak Avg. (P/A)	Pol. (H/V)
		4874	39.41	-34.59	74	58.11	31.45	6.82	56.97	-	-	P	H
		7311	44.73	-29.27	74	56.11	37.08	8.44	56.9	-	-	P	H
													H
													H
													H
													H
													H
													H
													H
													H
802.11ax													H
HE20 Full													H
CH 06		4874	39.54	-34.46	74	58.24	31.45	6.82	56.97	-	-	P	V
2437MHz		7311	44.89	-29.11	74	56.27	37.08	8.44	56.9	-	-	P	V
													V
													V
													V
													V
													V
													V
													V
													V
													V
													V

WIFI Ant. 6+7	Note	Frequency (MHz)	Level (dBμV/m)	Margin (dB)	Limit Line (dBμV/m)	Read Level (dBμV)	Antenna Factor (dB/m)	Path Loss (dB)	Preamp Factor (dB)	Ant Pos (cm)	Table Pos (deg)	Peak Avg. (P/A)	Pol. (H/V)
		4924	39.97	-34.03	74	58.46	31.54	6.85	56.88	100	0	P	H
		7386	45.36	-28.64	74	56.79	37.07	8.55	57.05	100	0	P	H
													H
													H
													H
													H
													H
													H
													H
													H
802.11ax													H
HE20 Full													H
CH 11		4924	39.15	-34.85	74	57.64	31.54	6.85	56.88	100	0	P	V
2462MHz		7386	44.78	-29.22	74	56.21	37.07	8.55	57.05	100	0	P	V
													V
													V
													V
													V
													V
													V
													V
													V
													V
													V

Remark

1. No other spurious found.
2. All results are PASS against Peak and Average limit line.
3. The emission position marked as "-" means no suspected emission found with sufficient margin against limit line or noise floor only.

2.4GHz 2400~2483.5MHz

WIFI 802.11ax HE20 Partial 106 (Band Edge @ 3m)

WIFI Ant. 6+7	Note	Frequency (MHz)	Level (dBμV/m)	Margin (dB)	Limit Line (dBμV/m)	Read Level (dBμV)	Antenna Factor (dB/m)	Path Loss (dB)	Preamp Factor (dB)	Ant Pos (cm)	Table Pos (deg)	Peak Avg. (P/A)	Pol. (H/V)
802.11ax HE20 Partial 106/53 CH 01 2412MHz		2389.905	68.98	-5.02	74	54.27	27.72	14.06	27.07	127	131	P	H
		2390	51.15	-2.85	54	36.44	27.72	14.06	27.07	127	131	A	H
	*	2412	113.44	-	-	98.74	27.68	14.08	27.06	127	131	P	H
	*	2412	104.56	-	-	89.86	27.68	14.08	27.06	127	131	A	H
													H
													H
		2390	66.05	-7.95	74	51.34	27.72	14.06	27.07	400	200	P	V
		2390	49.02	-4.98	54	34.31	27.72	14.06	27.07	400	200	A	V
	*	2412	110.28	-	-	95.58	27.68	14.08	27.06	400	200	P	V
	*	2412	101.75	-	-	87.05	27.68	14.08	27.06	400	200	A	V
													V
													V
802.11ax HE20 Partial 106/54 CH 11 2462MHz	*	2462	113.93	-	-	99.22	27.62	14.13	27.04	109	150	P	H
	*	2462	102.88	-	-	88.17	27.62	14.13	27.04	109	150	A	H
		2483.52	71.08	-2.92	74	56.3	27.67	14.15	27.04	109	150	P	H
		2483.52	52.61	-1.39	54	37.83	27.67	14.15	27.04	109	150	A	H
													H
													H
	*	2462	105.82	-	-	91.11	27.62	14.13	27.04	400	201	P	V
	*	2462	96.87	-	-	82.16	27.62	14.13	27.04	400	201	A	V
		2483.56	67.58	-6.42	74	52.8	27.67	14.15	27.04	400	201	P	V
		2483.52	48.94	-5.06	54	34.16	27.67	14.15	27.04	400	201	A	V
													V
													V
Remark	1. No other spurious found. 2. All results are PASS against Peak and Average limit line.												

Emission below 1GHz

2.4GHz WIFI 802.11ax HE20 (LF)

WIFI Ant. 6+7	Note	Frequency (MHz)	Level (dBμV/m)	Margin (dB)	Limit Line (dBμV/m)	Read Level (dBμV)	Antenna Factor (dB/m)	Path Loss (dB)	Preamp Factor (dB)	Ant Pos (cm)	Table Pos (deg)	Peak Avg. (P/A)	Pol. (H/V)
2.4GHz 802.11ax HE20 LF		127	28.58	-14.92	43.5	42.13	17.61	1.14	32.3	-	-	P	H
		286.08	24.04	-21.96	46	35.66	19.02	1.55	32.19	-	-	P	H
		730.34	33.54	-12.46	46	36.41	26.96	2.33	32.16	-	-	P	H
		761.38	34.27	-11.73	46	36.32	27.73	2.35	32.13	-	-	P	H
		856.44	36.2	-9.8	46	36.54	28.82	2.59	31.75	-	-	P	H
		953.44	32.64	-13.36	46	30.69	30.47	2.57	31.09	-	-	P	H
													H
													H
													H
													H
													H
													H
		30.97	22	-18	40	29.78	23.85	0.72	32.35	-	-	P	V
		127.97	26.15	-17.35	43.5	39.69	17.62	1.14	32.3	-	-	P	V
		250.19	22.07	-23.93	46	34.6	18.24	1.47	32.24	-	-	P	V
		732.28	33.16	-12.84	46	35.92	27.07	2.33	32.16	-	-	P	V
		857.41	33.58	-12.42	46	33.91	28.82	2.59	31.74	-	-	P	V
		920.46	32.17	-13.83	46	32.04	28.94	2.55	31.36	-	-	P	V
													V
													V
													V
													V
													V
													V
Remark	1. No other spurious found. 2. All results are PASS against limit line. 3. The emission position marked as “-” means no suspected emission found and emission level has at least 6dB margin against limit or emission is noise floor only.												

<TXBF Mode>

2.4GHz 2400~2483.5MHz

WIFI 802.11ax HE20 Full (Band Edge @ 3m)

WIFI Ant.	Note	Frequency	Level	Margin	Limit Line	Read Level	Antenna Factor	Path Loss	Preamp Factor	Ant Pos	Table Pos	Peak Avg.	Pol.
6+7		(MHz)	(dBµV/m)	(dB)	(dBµV/m)	(dBµV)	(dB/m)	(dB)	(dB)	(cm)	(deg)	(P/A)	(H/V)
		2389.065	63.86	-10.14	74	49.15	27.72	14.06	27.07	340	307	P	H
		2390	51.11	-2.89	54	36.4	27.72	14.06	27.07	340	307	A	H
	*	2412	107.43	-	-	92.73	27.68	14.08	27.06	340	307	P	H
	*	2412	97.96	-	-	83.26	27.68	14.08	27.06	340	307	A	H
802.11ax													H
HE20 Full													H
CH 01		2389.8	62.59	-11.41	74	47.88	27.72	14.06	27.07	100	262	P	V
2412MHz		2390	50.57	-3.43	54	35.86	27.72	14.06	27.07	100	262	A	V
	*	2412	110.12	-	-	95.42	27.68	14.08	27.06	100	262	P	V
	*	2412	99.35	-	-	84.65	27.68	14.08	27.06	100	262	A	V
													V
													V
		2390	57.57	-16.43	74	42.86	27.72	14.06	27.07	337	307	P	H
		2389.695	48.82	-5.18	54	34.11	27.72	14.06	27.07	337	307	A	H
	*	2417	110.69	-	-	95.99	27.67	14.09	27.06	337	307	P	H
	*	2417	102.64	-	-	87.94	27.67	14.09	27.06	337	307	A	H
802.11ax													H
HE20 Full													H
CH 02		2389.905	58.9	-15.1	74	44.19	27.72	14.06	27.07	103	268	P	V
2417MHz		2390	49.21	-4.79	54	34.5	27.72	14.06	27.07	103	268	A	V
	*	2417	110.51	-	-	95.81	27.67	14.09	27.06	103	268	P	V
	*	2417	102.39	-	-	87.69	27.67	14.09	27.06	103	268	A	V

		2315.6	55.55	-18.45	74	40.57	28.08	13.99	27.09	367	302	P	H
		2389.94	45.41	-8.59	54	30.7	27.72	14.06	27.07	367	302	A	H
	*	2437	110.79	-	-	96.11	27.63	14.1	27.05	367	302	P	H
	*	2437	102.76	-	-	88.08	27.63	14.1	27.05	367	302	A	H
802.11ax		2483.69	57.13	-16.87	74	42.35	27.67	14.15	27.04	367	302	P	H
HE20 Full		2483.55	47.83	-6.17	54	33.05	27.67	14.15	27.04	367	302	A	H
CH 06		2315.18	55.52	-18.48	74	40.54	28.08	13.99	27.09	135	89	P	V
2437MHz		2312.24	44.92	-9.08	54	29.92	28.1	13.99	27.09	135	89	A	V
	*	2437	110.32	-	-	95.64	27.63	14.1	27.05	135	89	P	V
	*	2437	101.81	-	-	87.13	27.63	14.1	27.05	135	89	A	V
		2484.53	56.21	-17.79	74	41.42	27.67	14.15	27.03	135	89	P	V
		2484.67	46.31	-7.69	54	31.52	27.67	14.15	27.03	135	89	A	V
	*	2452	107.14	-	-	92.47	27.6	14.12	27.05	178	118	P	H
	*	2452	96.77	-	-	82.1	27.6	14.12	27.05	178	118	A	H
		2483.84	65.8	-8.2	74	51.02	27.67	14.15	27.04	178	118	P	H
		2483.52	49.13	-4.87	54	34.35	27.67	14.15	27.04	178	118	A	H
802.11ax													H
HE20 Full													H
CH 09	*	2452	112.56	-	-	97.89	27.6	14.12	27.05	207	253	P	V
2452MHz	*	2452	101.81	-	-	87.14	27.6	14.12	27.05	207	253	A	V
		2483.6	65.97	-8.03	74	51.19	27.67	14.15	27.04	207	253	P	V
		2483.6	50.85	-3.15	54	36.07	27.67	14.15	27.04	207	253	A	V

WIFI Ant. 6+7	Note	Frequency (MHz)	Level (dBμV/m)	Margin (dB)	Limit Line (dBμV/m)	Read Level (dBμV)	Antenna Factor (dB/m)	Path Loss (dB)	Preamp Factor (dB)	Ant Pos (cm)	Table Pos (deg)	Peak Avg. (P/A)	Pol. (H/V)
802.11ax HE20 Full CH 10 2457MHz	*	2457	101.59	-	-	86.9	27.61	14.12	27.04	118	355	P	H
	*	2457	87.84	-	-	73.15	27.61	14.12	27.04	118	355	A	H
		2483.6	60.63	-13.37	74	45.85	27.67	14.15	27.04	118	355	P	H
		2483.52	47	-7	54	32.22	27.67	14.15	27.04	118	355	A	H
													H
													H
	*	2457	107.66	-	-	92.97	27.61	14.12	27.04	210	259	P	V
	*	2457	98.1	-	-	83.41	27.61	14.12	27.04	210	259	A	V
		2483.56	68.9	-5.1	74	54.12	27.67	14.15	27.04	210	259	P	V
		2483.52	52.09	-1.91	54	37.31	27.67	14.15	27.04	210	259	A	V
802.11ax HE20 Full CH 11 2462MHz	*	2462	105.96	-	-	91.25	27.62	14.13	27.04	355	301	P	H
	*	2462	97.93	-	-	83.22	27.62	14.13	27.04	355	301	A	H
		2483.56	68.11	-5.89	74	53.33	27.67	14.15	27.04	355	301	P	H
		2483.56	51.18	-2.82	54	36.4	27.67	14.15	27.04	355	301	A	H
													H
													H
	*	2462	106.63	-	-	91.92	27.62	14.13	27.04	176	264	P	V
	*	2462	98.14	-	-	83.43	27.62	14.13	27.04	176	264	A	V
		2483.64	65.8	-8.2	74	51.02	27.67	14.15	27.04	176	264	P	V
		2483.52	52.05	-1.95	54	37.27	27.67	14.15	27.04	176	264	A	V
													V
													V
Remark	1. No other spurious found. 2. All results are PASS against Peak and Average limit line.												

2.4GHz 2400~2483.5MHz

WIFI 802.11 ax HE20 Full (Harmonic @ 3m)

WIFI Ant. 6+7	Note	Frequency (MHz)	Level (dBμV/m)	Margin (dB)	Limit Line (dBμV/m)	Read Level (dBμV)	Antenna Factor (dB/m)	Path Loss (dB)	Preamp Factor (dB)	Ant Pos (cm)	Table Pos (deg)	Peak Avg. (P/A)	Pol. (H/V)
		4824	39.51	-34.49	74	58.32	31.45	6.8	57.06	-	-	P	H
													H
													H
													H
													H
													H
													H
													H
													H
													H
802.11ax													H
HE20 Full													H
CH 01		4824	40.46	-33.54	74	59.27	31.45	6.8	57.06	-	-	P	V
2412MHz													V
													V
													V
													V
													V
													V
													V
													V
													V
													V
													V

WIFI Ant. 6+7	Note	Frequency (MHz)	Level (dBµV/m)	Margin (dB)	Limit Line (dBµV/m)	Read Level (dBµV)	Antenna Factor (dB/m)	Path Loss (dB)	Preamp Factor (dB)	Ant Pos (cm)	Table Pos (deg)	Peak Avg. (P/A)	Pol. (H/V)
		4874	39.37	-34.63	74	58.07	31.45	6.82	56.97	-	-	P	H
		7311	45.55	-28.45	74	56.93	37.08	8.44	56.9	-	-	P	H
													H
													H
													H
													H
													H
													H
													H
													H
802.11ax													H
HE20 Full													H
CH 06		4874	39.7	-34.3	74	58.4	31.45	6.82	56.97	-	-	P	V
2437MHz		7311	44.93	-29.07	74	56.31	37.08	8.44	56.9	-	-	P	V
													V
													V
													V
													V
													V
													V
													V
													V
													V
													V

WIFI Ant. 6+7	Note	Frequency (MHz)	Level (dBμV/m)	Margin (dB)	Limit Line (dBμV/m)	Read Level (dBμV)	Antenna Factor (dB/m)	Path Loss (dB)	Preamp Factor (dB)	Ant Pos (cm)	Table Pos (deg)	Peak Avg. (P/A)	Pol. (H/V)
		4924	40.13	-33.87	74	58.62	31.54	6.85	56.88	-	-	P	H
		7386	45.68	-28.32	74	57.11	37.07	8.55	57.05	-	-	P	H
													H
													H
													H
													H
													H
													H
													H
													H
802.11ax													H
HE20 Full													H
CH 11		4924	40.59	-33.41	74	59.08	31.54	6.85	56.88	-	-	P	V
2462MHz		7386	45.13	-28.87	74	56.56	37.07	8.55	57.05	-	-	P	V
													V
													V
													V
													V
													V
													V
													V
													V
													V
													V

Remark

1. No other spurious found.
2. All results are PASS against Peak and Average limit line.
3. The emission position marked as "-" means no suspected emission found with sufficient margin against limit line or noise floor only.

Note symbol

*	**Fundamental Frequency** which can be ignored. However, the level of any unwanted emissions shall not exceed the level of the fundamental frequency.
!	Test result is **over limit** line.
P/A	**P**eak or **A**verage
H/V	**H**orizontal or **V**ertical

A calculation example for radiated spurious emission is shown as below:

WIFI	Note	Frequency	Level	Margin	Limit	Read	Antenna	Path	Preamp	Ant	Table	Peak	Pol.
Ant.					Line	Level	Factor	Loss	Factor	Pos	Pos	Avg.	
6+7		(MHz)	(dBμV/m)	(dB)	(dBμV/m)	(dBμV)	(dB/m)	(dB)	(dB)	(cm)	(deg)	(P/A)	(H/V)
802.11b CH 01 2412MHz		2390	55.45	-18.55	74	54.51	32.22	4.58	35.86	103	308	P	H
		2390	43.54	-10.46	54	42.6	32.22	4.58	35.86	103	308	A	H

1. Path Loss(dB) = Cable loss(dB) + Filter loss(dB) + Attenuator loss(dB)
2. Level(dBμV/m) =

Antenna Factor(dB/m) + Path Loss(dB) + Read Level(dBμV) - Preamp Factor(dB)

3. Over Limit(dB) = Level(dBμV/m) – Limit Line(dBμV/m)

For Peak Limit @ 2390MHz:

1. Level(dBμV/m)

= Antenna Factor(dB/m) + Path Loss(dB) + Read Level(dBμV) - Preamp Factor(dB)

= 32.22(dB/m) + 4.58(dB) + 54.51(dBμV) – 35.86 (dB)

= 55.45 (dBμV/m)

2. Over Limit(dB)

= Level(dBμV/m) – Limit Line(dBμV/m)

= 55.45(dBμV/m) – 74(dBμV/m)

= -18.55(dB)

For Average Limit @ 2390MHz:

1. Level(dBμV/m)

= Antenna Factor(dB/m) + Path Loss(dB) + Read Level(dBμV) - Preamp Factor(dB)

= 32.22(dB/m) + 4.58(dB) + 42.6(dBμV) – 35.86 (dB)

= 43.54 (dBμV/m)

2. Over Limit(dB)

= Level(dBμV/m) – Limit Line(dBμV/m)

= 43.54(dBμV/m) – 54(dBμV/m)

= -10.46(dB)

Both peak and average measured complies with the limit line, so test result is “PASS”.

Appendix C. Radiated Spurious Emission Plots

Test Engineer :	Yuan Lee, Jacky Hong, Peter Liao, Rain Lee	**Temperature :**	20~25°C
		Relative Humidity :	50~60%

Note symbol

-L	**Low channel location**
-R	**High channel location**

<CDD Mode>

2.4GHz 2400~2483.5MHz

WIFI 802.11b (Band Edge @ 3m)

WIFI	2.4GHz 2400~2483.5MHz Band Edge @ 3m	
ANT	802.11b CH01 2412MHz	
6+7	Horizontal	Fundamental
Peak	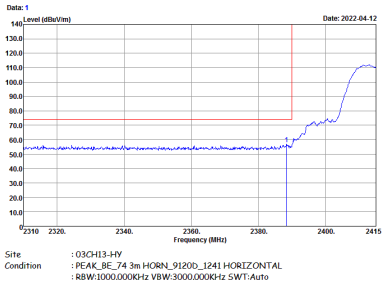	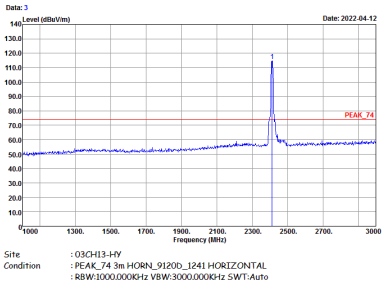
Avg.	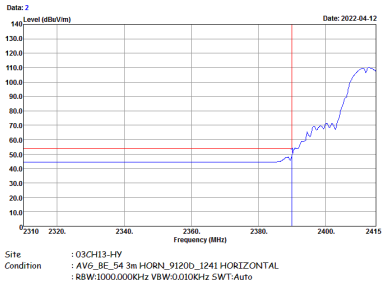	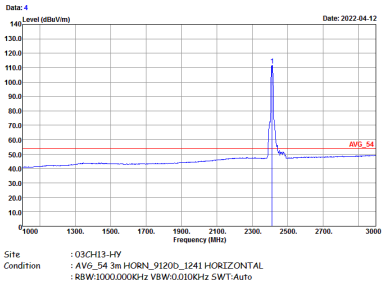

WIFI	2.4GHz 2400~2483.5MHz Band Edge @ 3m	
ANT	802.11b CH01 2412MHz	
6+7	Vertical	Fundamental
Peak	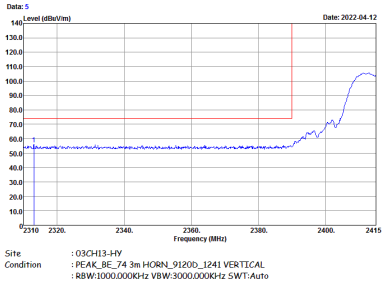	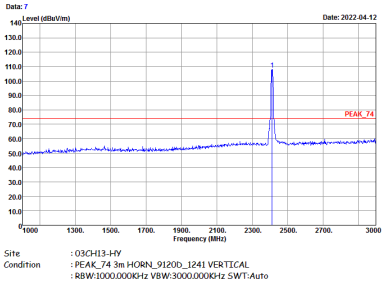
Avg.	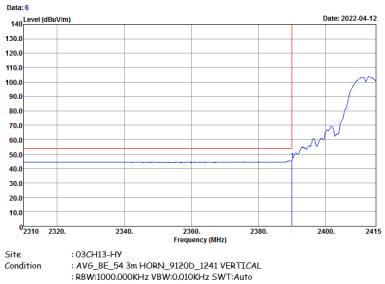	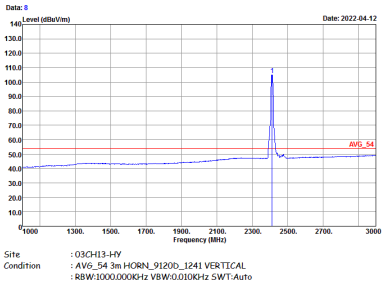

WIFI	2.4GHz 2400~2483.5MHz Band Edge @ 3m	
ANT	802.11b CH06 2437MHz - L	
6+7	Horizontal	Fundamental
Peak	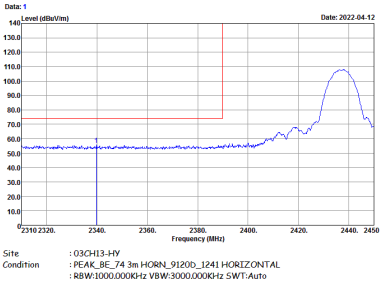	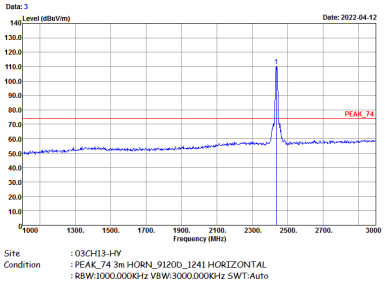
Avg.	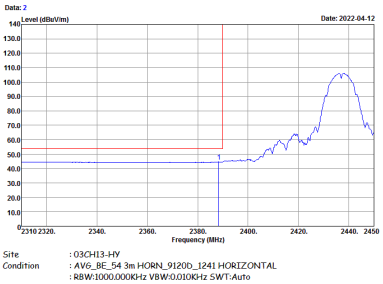	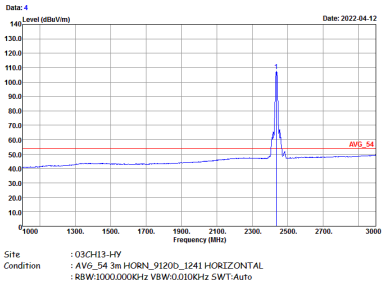

WIFI	2.4GHz 2400~2483.5MHz Band Edge @ 3m	
ANT	802.11b CH06 2437MHz - R	
6+7	Horizontal	Fundamental
Peak	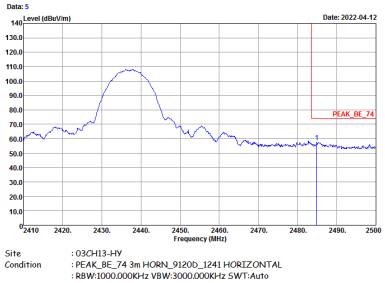	Left blank
Avg.	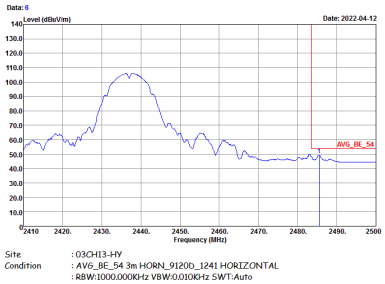	Left blank

WIFI	2.4GHz 2400~2483.5MHz Band Edge @ 3m	
ANT	802.11b CH06 2437MHz - L	
6+7	Vertical	Fundamental
Peak	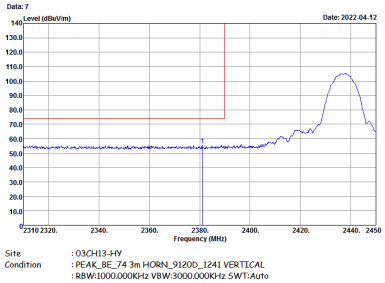	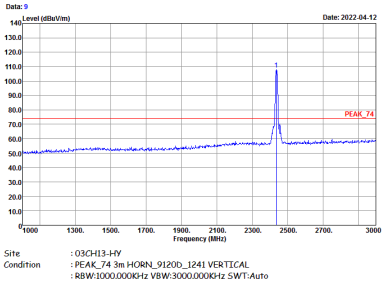
Avg.	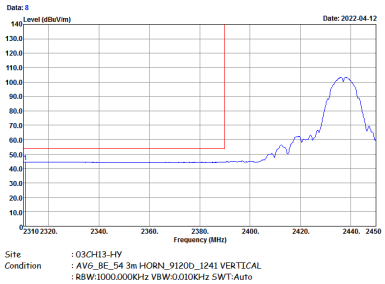	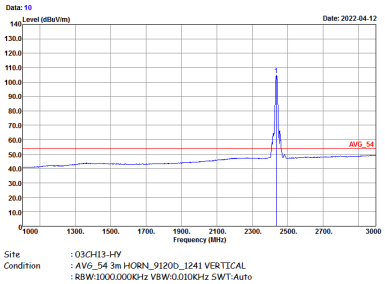

WIFI	2.4GHz 2400~2483.5MHz Band Edge @ 3m	
ANT	802.11b CH06 2437MHz - R	
6+7	Vertical	Fundamental
Peak	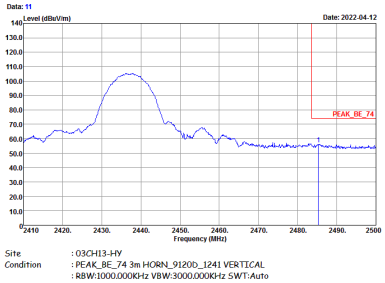	Left blank
Avg.	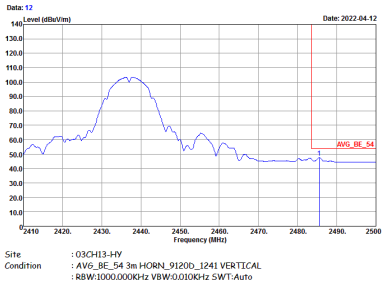	Left blank

WIFI	2.4GHz 2400~2483.5MHz Band Edge @ 3m	
ANT	802.11b CH11 2462MHz	
6+7	Horizontal	Fundamental
Peak	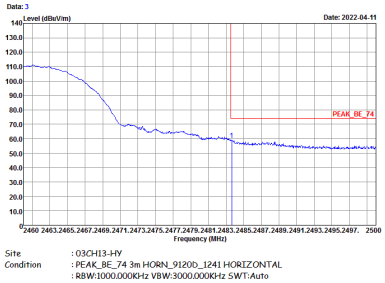	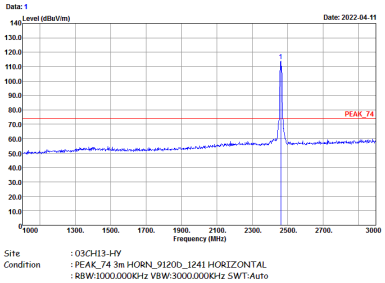
Avg.	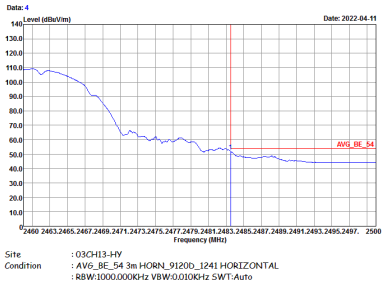	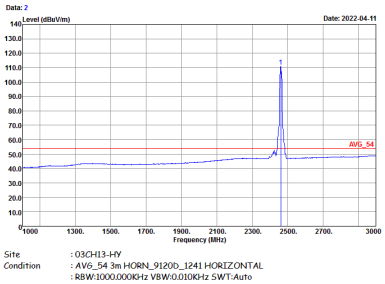

WIFI	2.4GHz 2400~2483.5MHz Band Edge @ 3m	
ANT	802.11b CH11 2462MHz	
6+7	Vertical	Fundamental
Peak	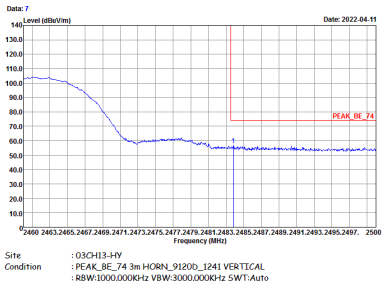	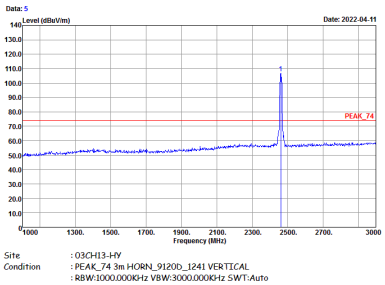
Avg.	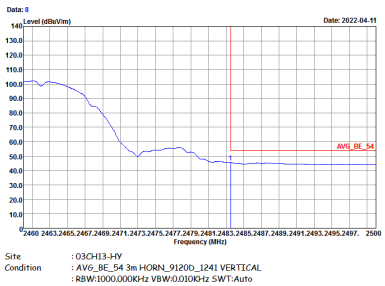	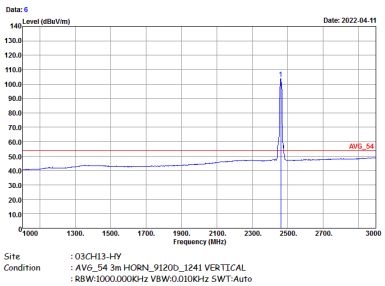

2.4GHz 2400~2483.5MHz

WIFI 802.11g (Band Edge @ 3m)

WIFI	2.4GHz 2400~2483.5MHz Band Edge @ 3m	
ANT	802.11g CH01 2412MHz	
6+7	Horizontal	Fundamental
Peak	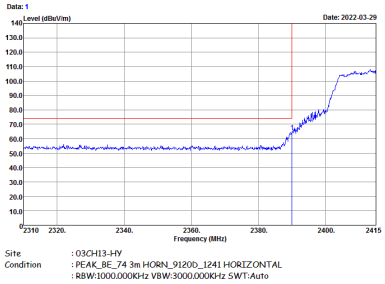	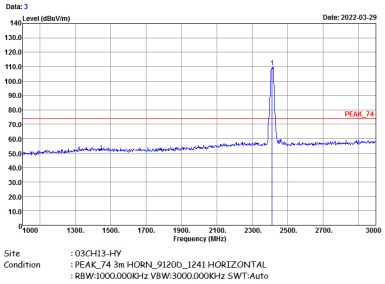
Avg.	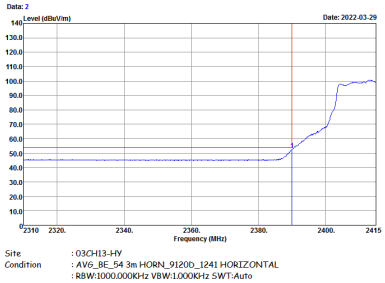	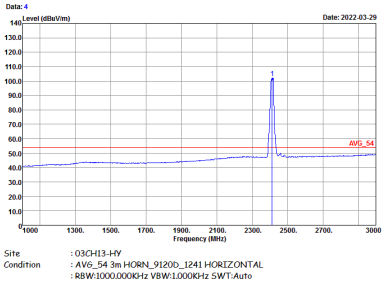

WIFI	2.4GHz 2400~2483.5MHz Band Edge @ 3m	
ANT	802.11g CH01 2412MHz	
6+7	Vertical	Fundamental
Peak	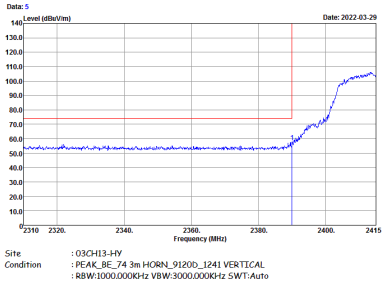	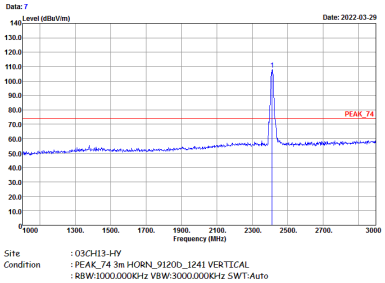
Avg.	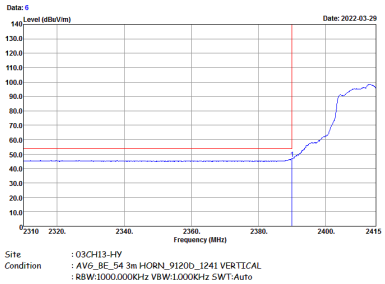	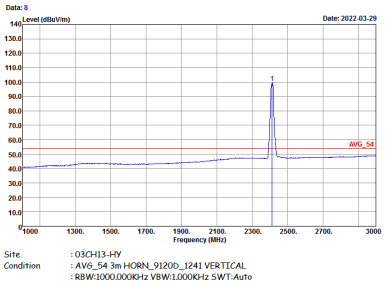

WIFI	2.4GHz 2400~2483.5MHz Band Edge @ 3m	
ANT	802.11g CH02 2417MHz	
6+7	Horizontal	Fundamental
Peak	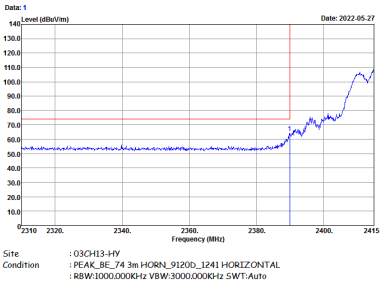	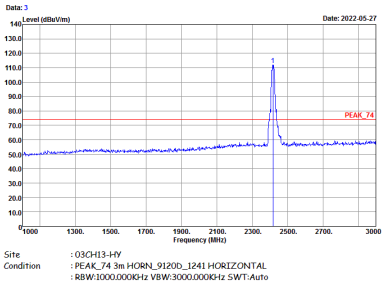
Avg.	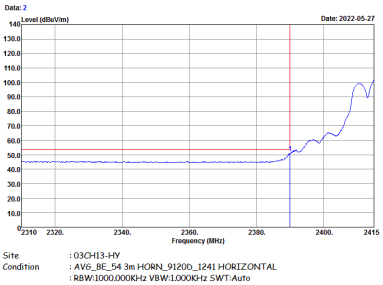	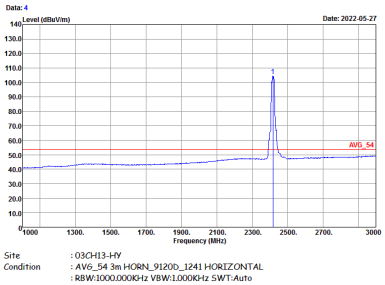

WIFI	2.4GHz 2400~2483.5MHz Band Edge @ 3m	
ANT	802.11g CH02 2417MHz	
6+7	Vertical	Fundamental
Peak	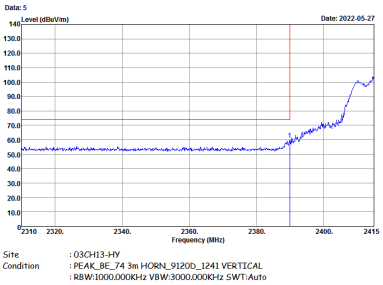	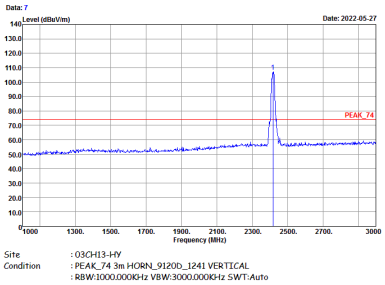
Avg.	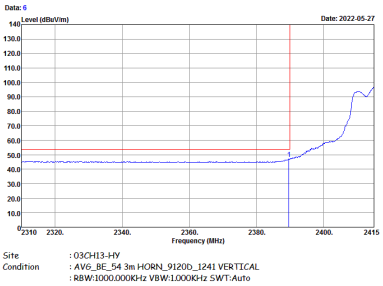	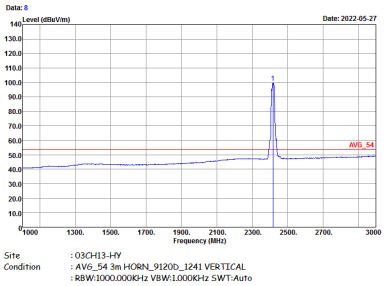

WIFI	2.4GHz 2400~2483.5MHz Band Edge @ 3m	
ANT	802.11g CH06 2437MHz - L	
6+7	Horizontal	Fundamental
Peak	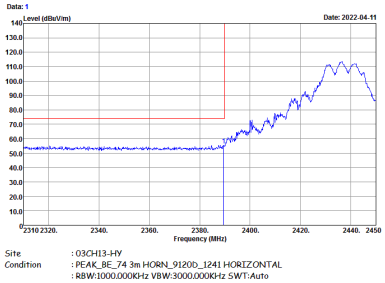	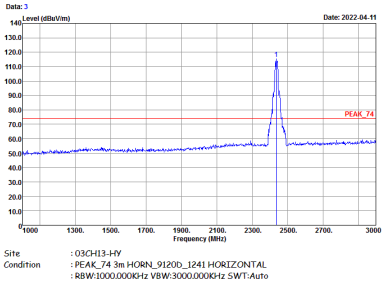
Avg.	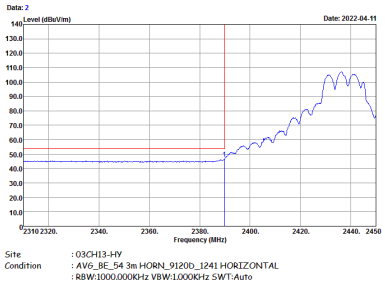	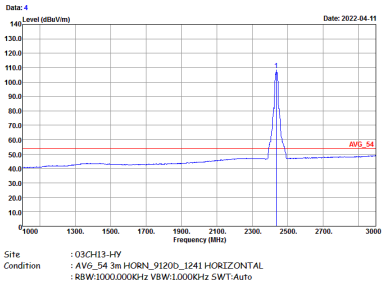

WIFI	2.4GHz 2400~2483.5MHz Band Edge @ 3m	
ANT	802.11g CH06 2437MHz - R	
6+7	Horizontal	Fundamental
Peak	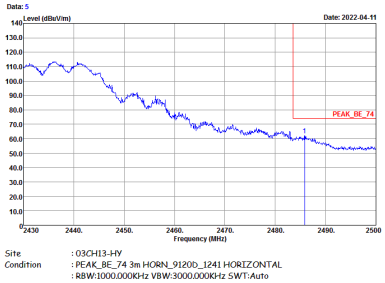	Left blank
Avg.	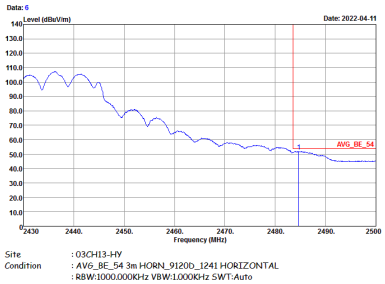	Left blank

WIFI	2.4GHz 2400~2483.5MHz Band Edge @ 3m	
ANT	802.11g CH06 2437MHz - L	
6+7	Vertical	Fundamental
Peak	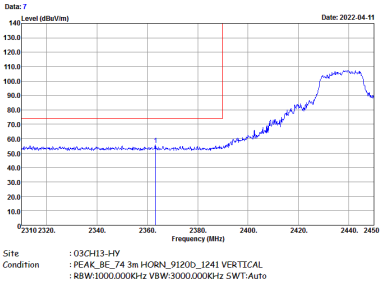	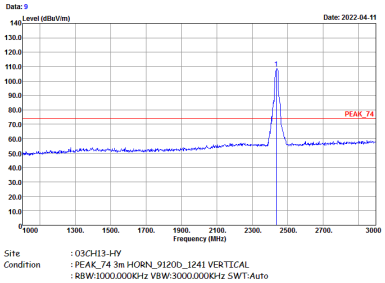
Avg.	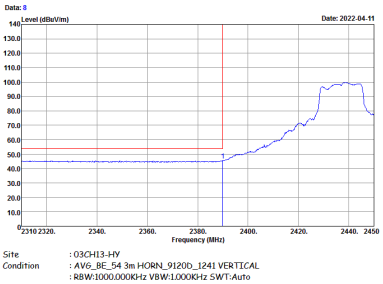	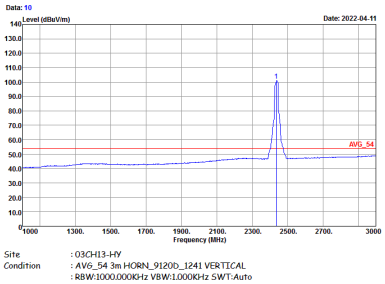

WIFI	2.4GHz 2400~2483.5MHz Band Edge @ 3m	
ANT	802.11g CH06 2437MHz - R	
6+7	Vertical	Fundamental
Peak	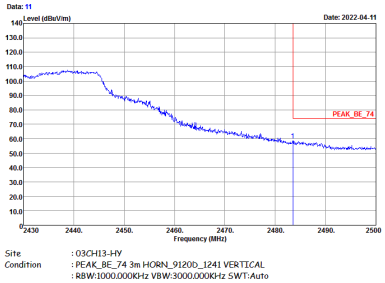	Left Blank
Avg.	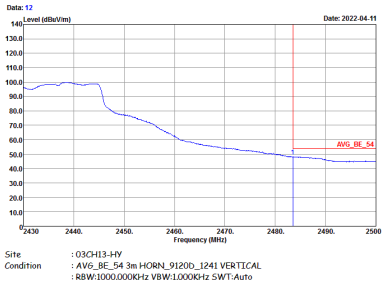	Left Blank

WIFI	2.4GHz 2400~2483.5MHz Band Edge @ 3m	
ANT	802.11g CH09 2452MHz	
6+7	Horizontal	Fundamental
Peak	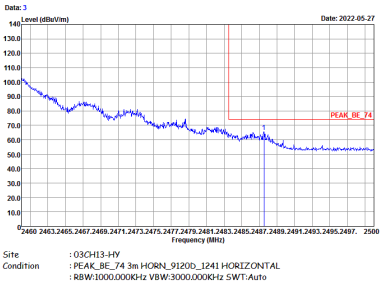	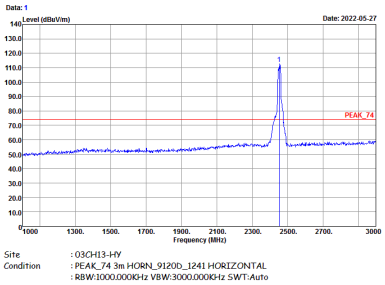
Avg.	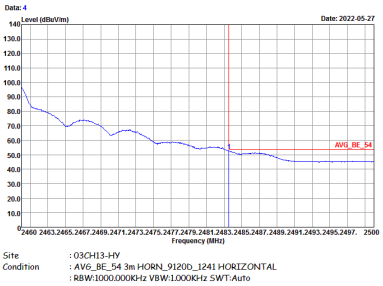	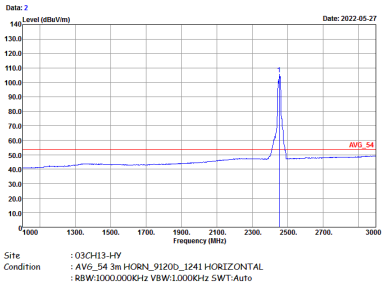

WIFI	2.4GHz 2400~2483.5MHz Band Edge @ 3m	
ANT	802.11g CH09 2452MHz	
6+7	Vertical	Fundamental
Peak	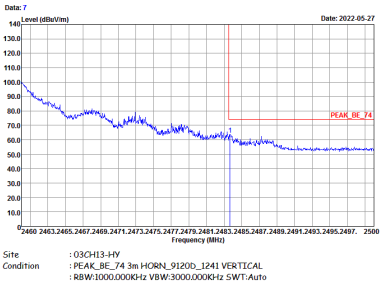	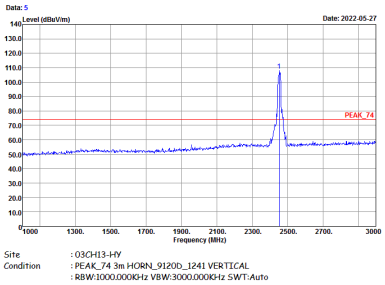
Avg.	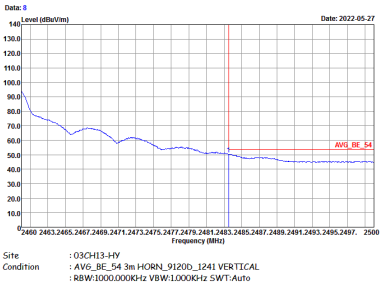	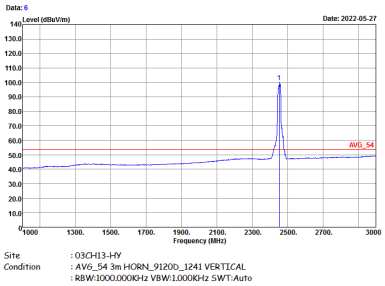

WIFI	2.4GHz 2400~2483.5MHz Band Edge @ 3m	
ANT	802.11g CH10 2457MHz	
6+7	Horizontal	Fundamental
Peak	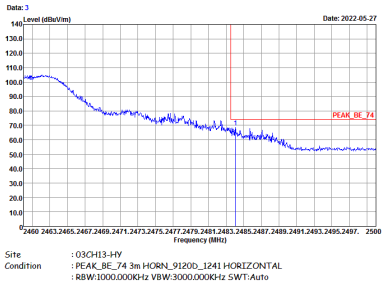	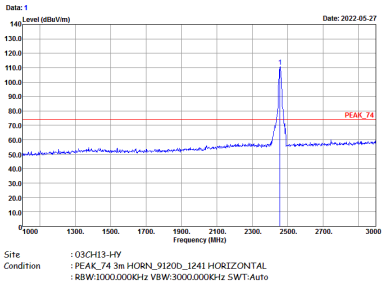
Avg.	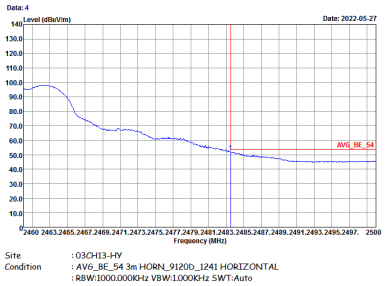	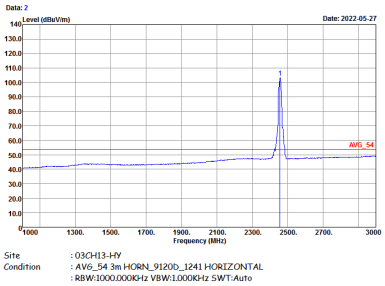

WIFI	2.4GHz 2400~2483.5MHz Band Edge @ 3m	
ANT	802.11g CH10 2457MHz	
6+7	Vertical	Fundamental
Peak	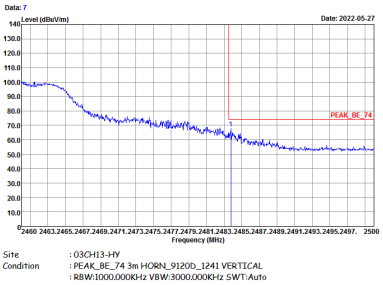	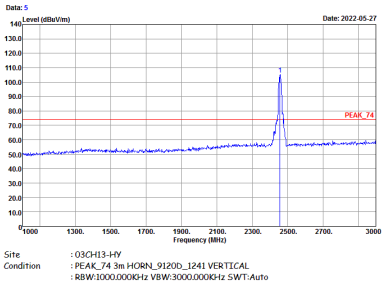
Avg.	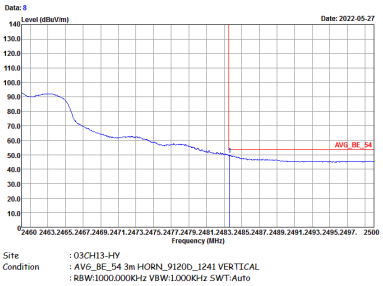	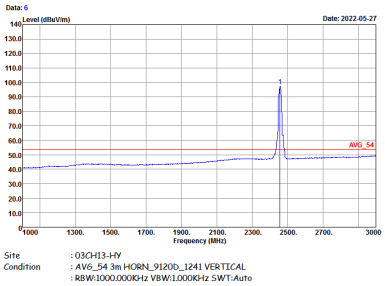

WIFI	2.4GHz 2400~2483.5MHz Band Edge @ 3m	
ANT	802.11g CH11 2462MHz	
6+7	Horizontal	Fundamental
Peak	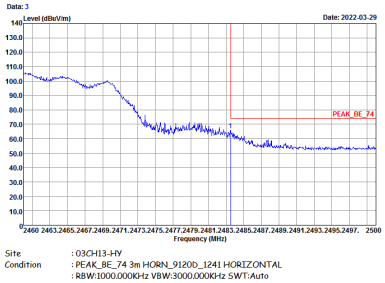	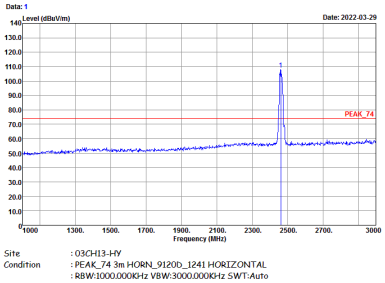
Avg.	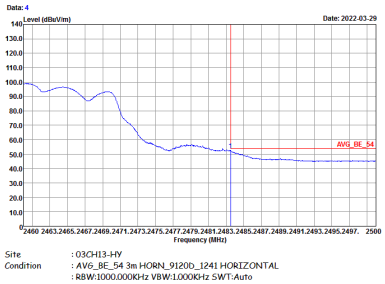	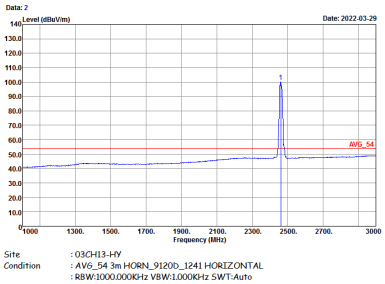

WIFI	2.4GHz 2400~2483.5MHz Band Edge @ 3m	
ANT	802.11g CH11 2462MHz	
6+7	Vertical	Fundamental
Peak	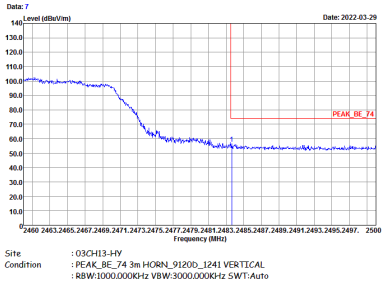	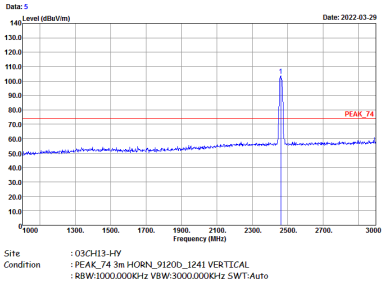
Avg.	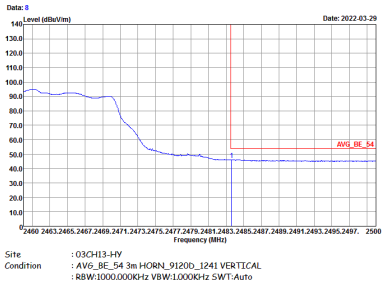	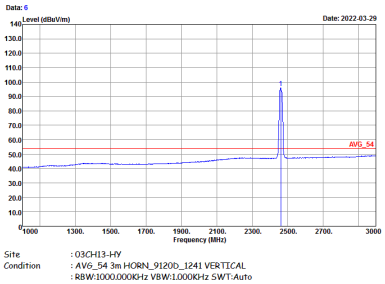

2.4GHz 2400~2483.5MHz

WIFI 802.11ax HE20 Full (Band Edge @ 3m)

WIFI	2.4GHz 2400~2483.5MHz Band Edge @ 3m	
ANT	802.11ax HE20 Full CH01 2412MHz	
6+7	Horizontal	Fundamental
Peak	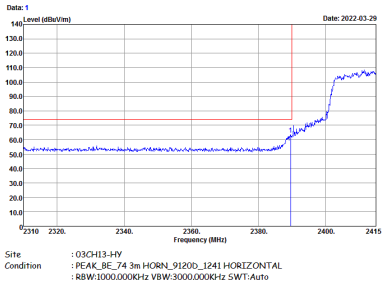	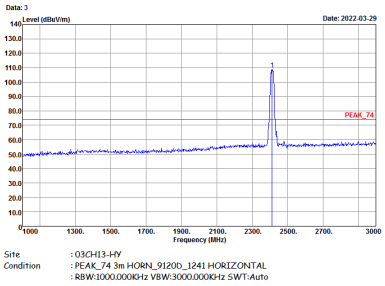
Avg.	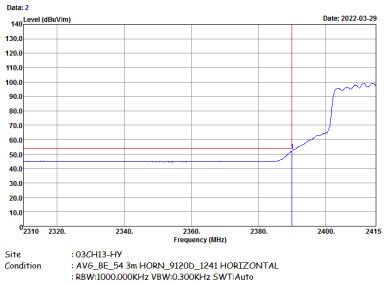	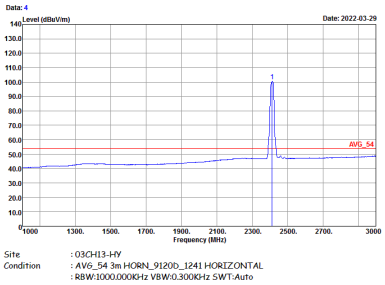

WIFI	2.4GHz 2400~2483.5MHz Band Edge @ 3m	
ANT	802.11ax HE20 Full CH01 2412MHz	
6+7	Vertical	Fundamental
Peak	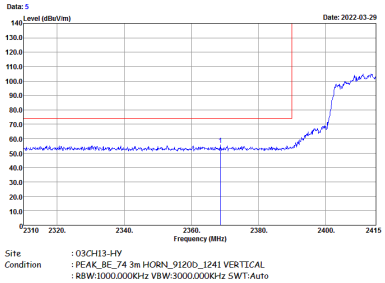	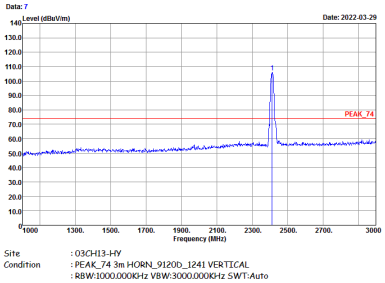
Avg.	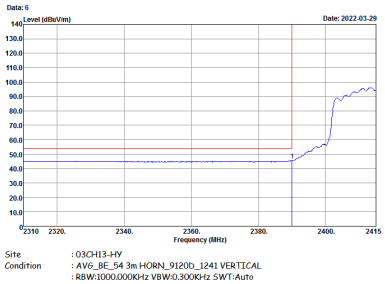	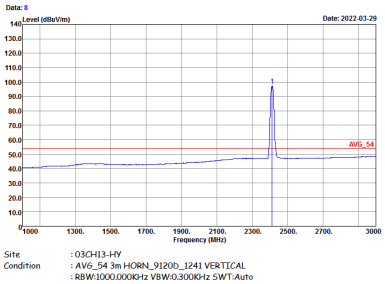

WIFI	2.4GHz 2400~2483.5MHz Band Edge @ 3m	
ANT	802.11ax HE20 Full CH02 2417MHz	
6+7	Horizontal	Fundamental
Peak	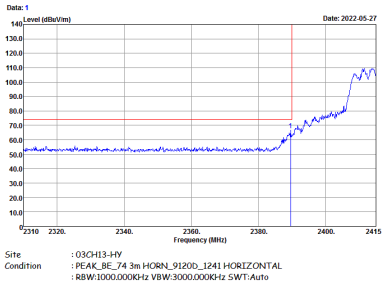	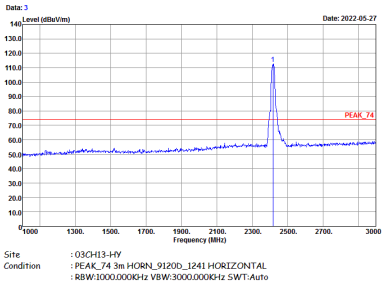
Avg.	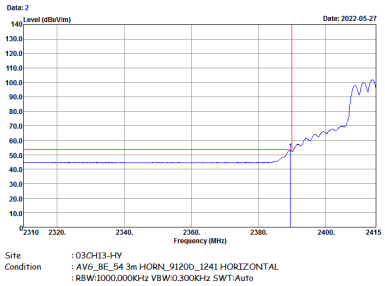	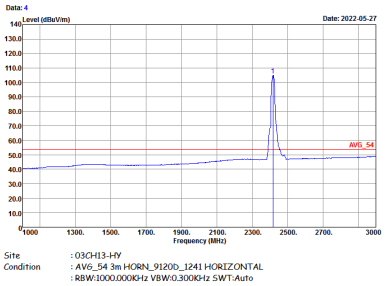

WIFI	2.4GHz 2400~2483.5MHz Band Edge @ 3m	
ANT	802.11ax HE20 Full CH02 2417MHz	
6+7	Vertical	Fundamental
Peak	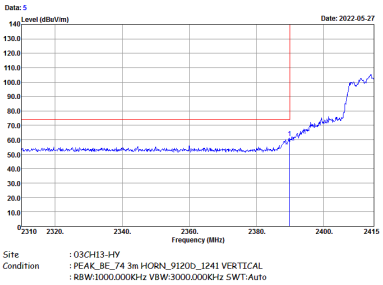	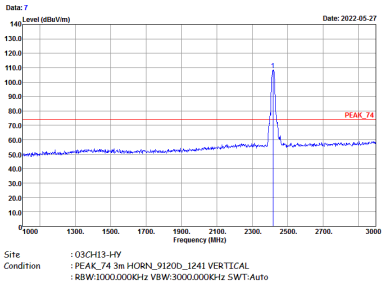
Avg.	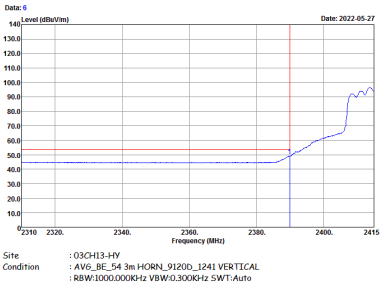	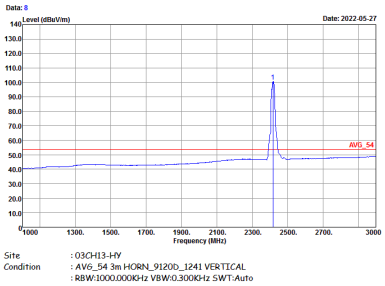

WIFI	2.4GHz 2400~2483.5MHz Band Edge @ 3m	
ANT	802.11ax HE20 Full CH06 2437MHz - L	
6+7	Horizontal	Fundamental
Peak	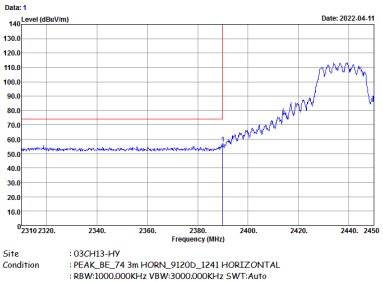	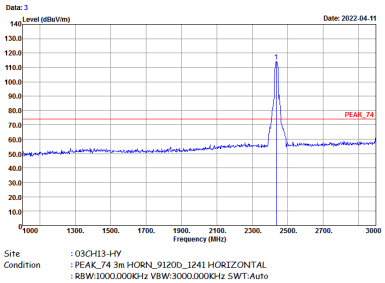
Avg.	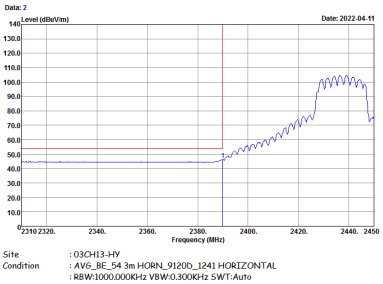	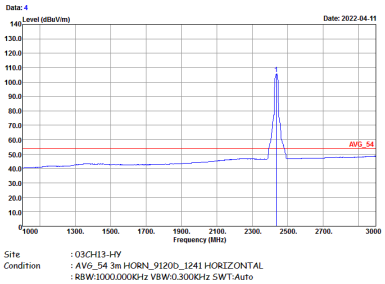

WIFI	2.4GHz 2400~2483.5MHz Band Edge @ 3m	
ANT	802.11ax HE20 Full CH06 2437MHz - R	
6+7	Horizontal	Fundamental
Peak	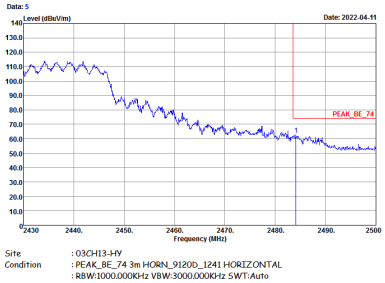	Left blank
Avg.	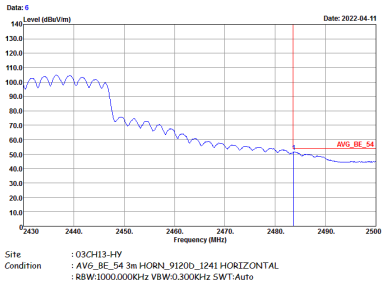	Left blank

WIFI	2.4GHz 2400~2483.5MHz Band Edge @ 3m	
ANT	802.11ax HE20 Full CH06 2437MHz - L	
6+7	Vertical	Fundamental
Peak	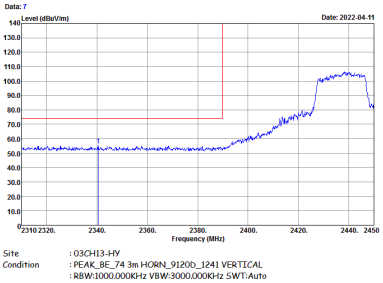	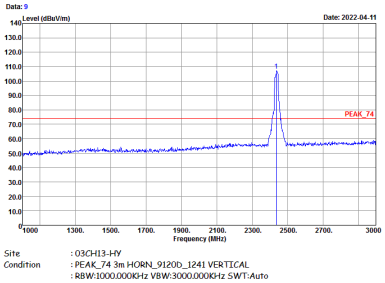
Avg.	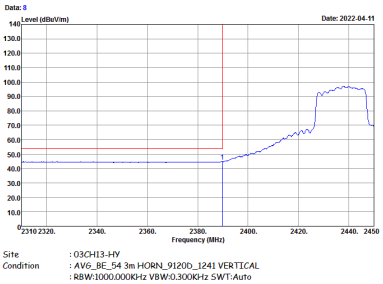	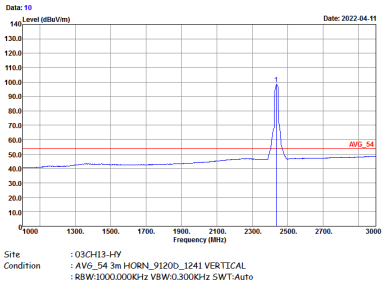

WIFI	2.4GHz 2400~2483.5MHz Band Edge @ 3m	
ANT	802.11ax HE20 Full CH06 2437MHz - R	
6+7	Vertical	Fundamental
Peak	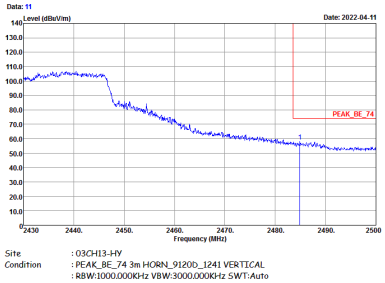	Left blank
Avg.	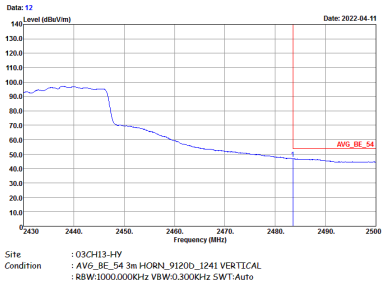	Left blank

WIFI	2.4GHz 2400~2483.5MHz Band Edge @ 3m	
ANT	802.11ax HE20 Full CH09 2452MHz	
6+7	Horizontal	Fundamental
Peak	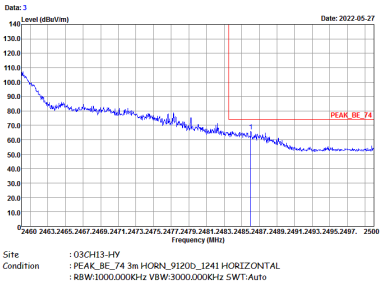	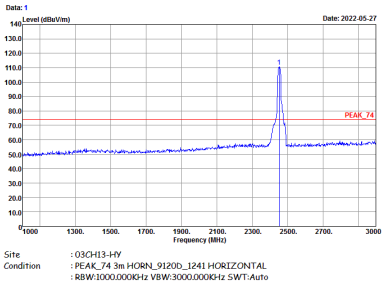
Avg.	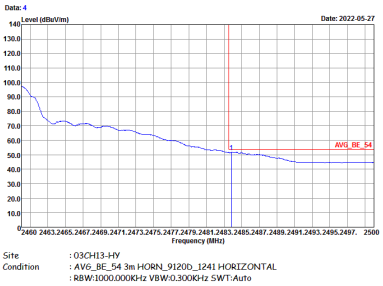	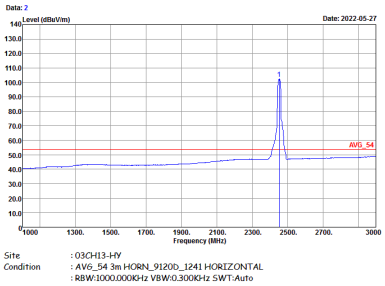

WIFI	2.4GHz 2400~2483.5MHz Band Edge @ 3m	
ANT	802.11ax HE20 Full CH09 2452MHz	
6+7	Vertical	Fundamental
Peak	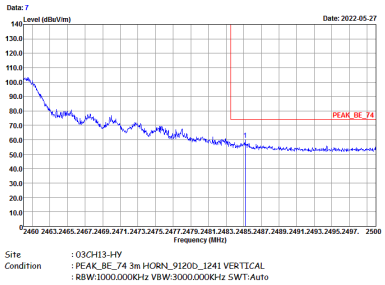	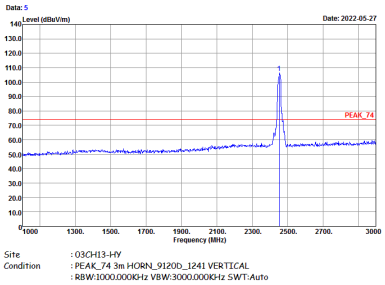
Avg.	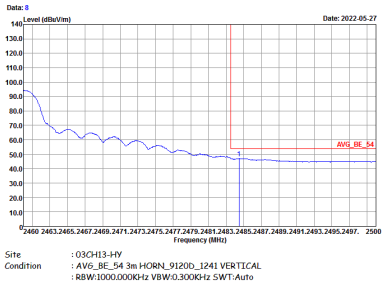	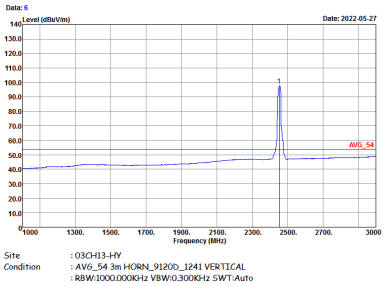

WIFI	2.4GHz 2400~2483.5MHz Band Edge @ 3m	
ANT	802.11ax HE20 Full CH10 2457MHz	
6+7	Horizontal	Fundamental
Peak	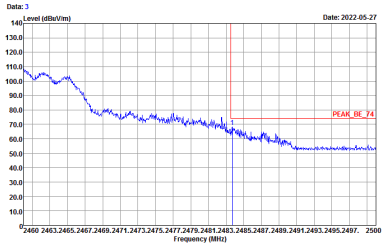 Site : 03CH13-HY Condition : PEAK_BE_74 3m HORN_9120D_1241 HORIZONTAL : RBW:1000.000KHz VBW:3000.000KHz SWT:Auto	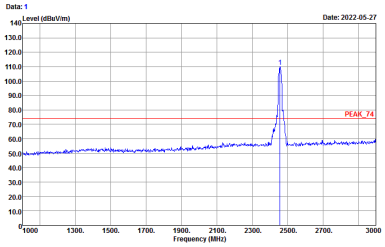 Site : 03CH13-HY Condition : PEAK_74 3m HORN_9120D_1241 HORIZONTAL : RBW:1000.000KHz VBW:3000.000KHz SWT:Auto
Avg.	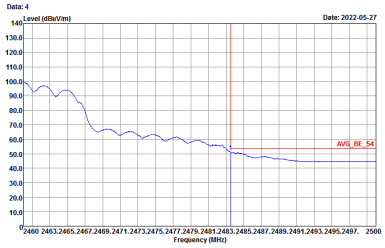 Site : 03CH13-HY Condition : AVG_BE_54 3m HORN_9120D_1241 HORIZONTAL : RBW:1000.000KHz VBW:0.300KHz SWT:Auto	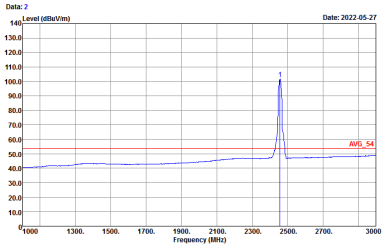 Site : 03CH13-HY Condition : AVG_54 3m HORN_9120D_1241 HORIZONTAL : RBW:1000.000KHz VBW:0.300KHz SWT:Auto

WIFI	2.4GHz 2400~2483.5MHz Band Edge @ 3m	
ANT	802.11ax HE20 Full CH10 2457MHz	
6+7	Vertical	Fundamental
Peak	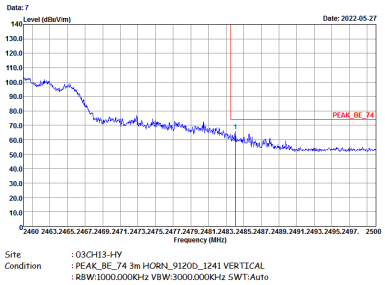	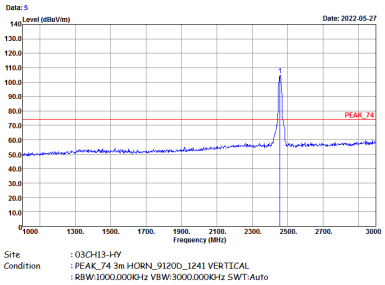
Avg.	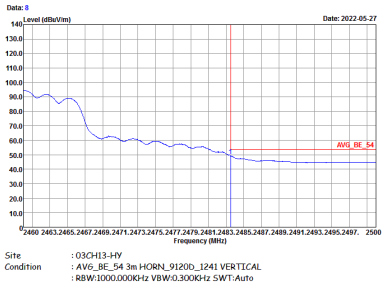	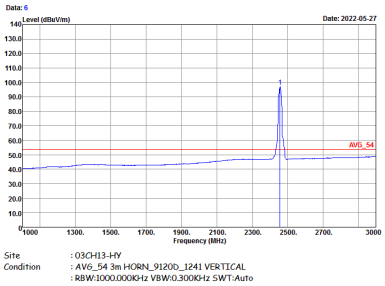

WIFI	2.4GHz 2400~2483.5MHz Band Edge @ 3m	
ANT	802.11ax HE20 Full CH11 2462MHz	
6+7	Horizontal	Fundamental
Peak	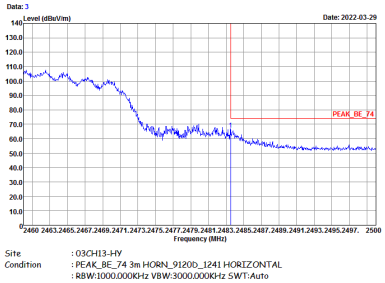	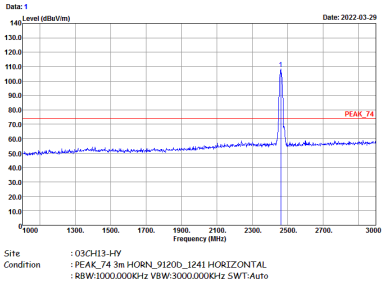
Avg.	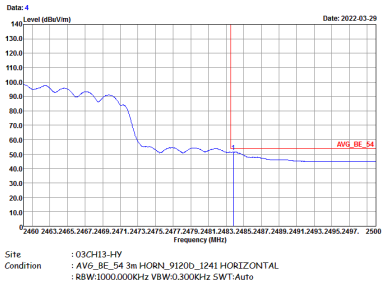	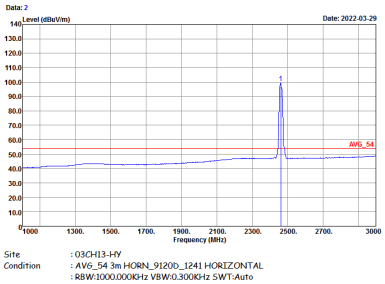

WIFI	2.4GHz 2400~2483.5MHz Band Edge @ 3m	
ANT	802.11ax HE20 Full CH11 2462MHz	
6+7	Vertical	Fundamental
Peak	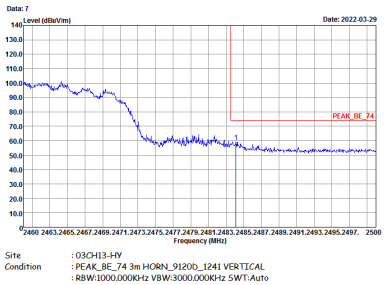	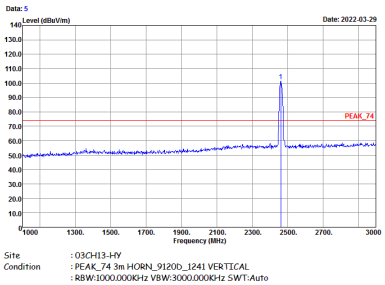
Avg.	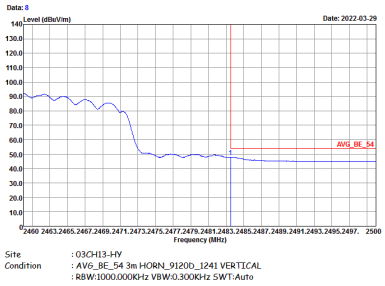	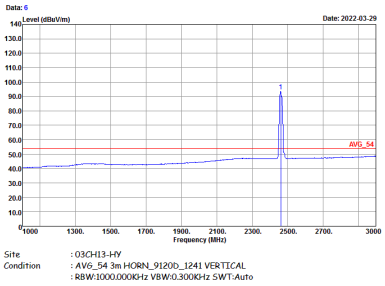

2.4GHz 2400~2483.5MHz

WIFI 802.11ax HE20 Partial 106 (Band Edge @ 3m)

WIFI	2.4GHz 2400~2483.5MHz Band Edge @ 3m	
ANT	802.11ax HE20 Partial 106/53 CH01 2412MHz	
6+7	Horizontal	Fundamental
Peak	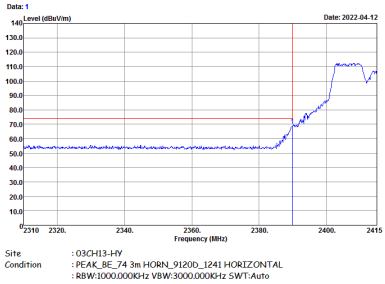	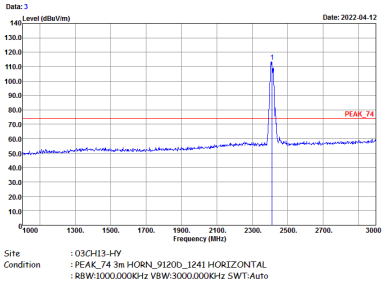
Avg.	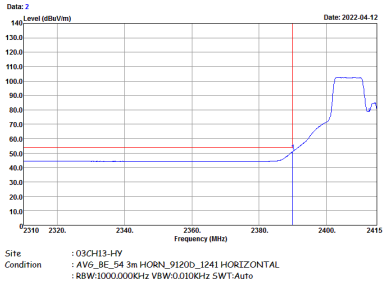	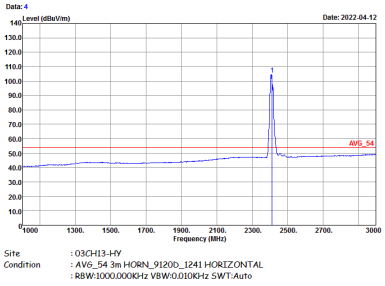

WIFI	2.4GHz 2400~2483.5MHz Band Edge @ 3m	
ANT	802.11ax HE20 Partial 106/53 CH01 2412MHz	
6+7	Vertical	Fundamental
Peak	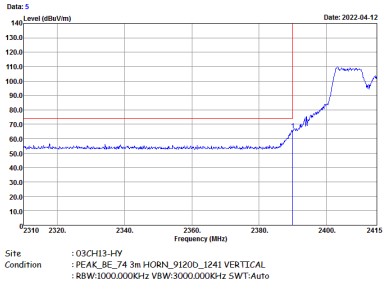	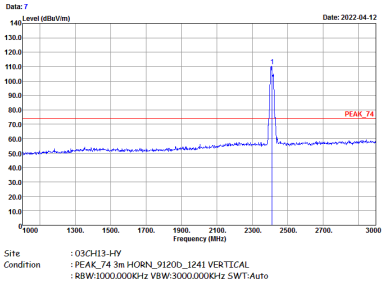
Avg.	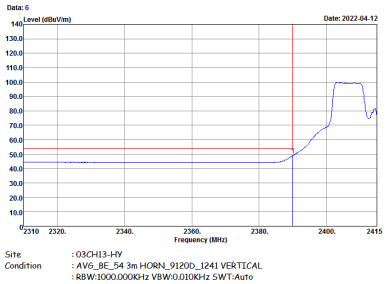	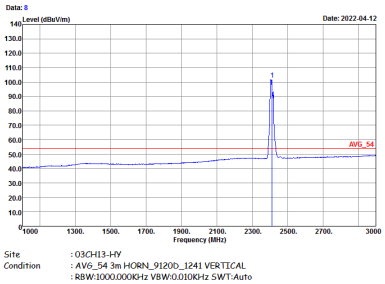

WIFI	2.4GHz 2400~2483.5MHz Band Edge @ 3m	
ANT	802.11ax HE20 Partial 106/54 CH11 2462MHz	
6+7	Horizontal	Fundamental
Peak	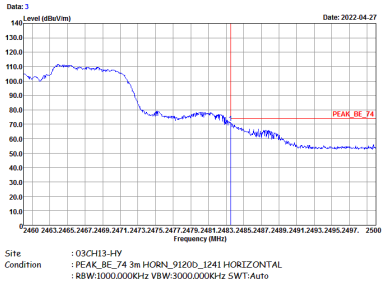	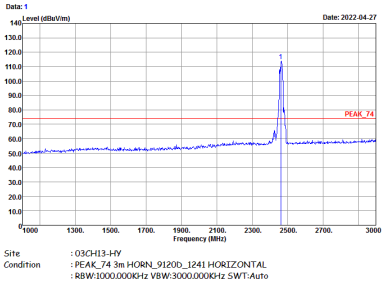
Avg.	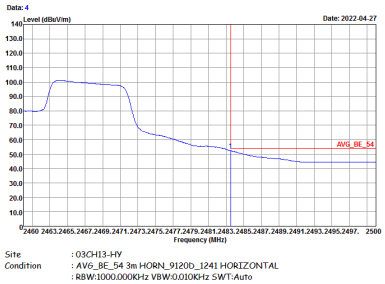	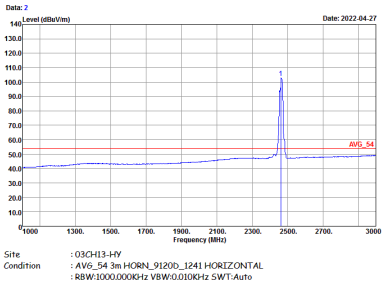

WIFI	2.4GHz 2400~2483.5MHz Band Edge @ 3m	
ANT	802.11ax HE20 Partial 106/54 CH11 2462MHz	
6+7	Vertical	Fundamental
Peak	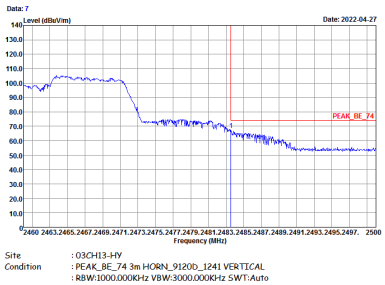	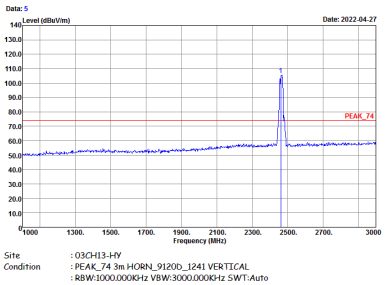
Avg.	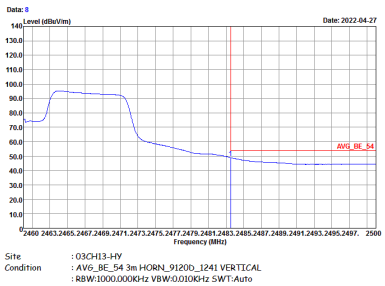	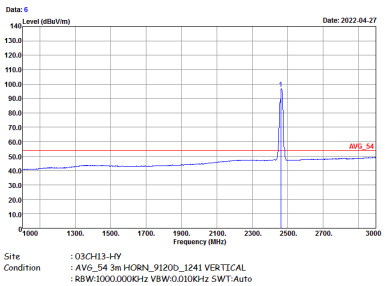

2.4GHz 2400~2483.5MHz

WIFI 802.11b (Harmonic @ 3m)

WIFI	2.4GHz 2400~2483.5MHz Harmonic @ 3m	
ANT	802.11b CH01 2412MHz	
6+7	Horizontal	Vertical
Peak Avg.	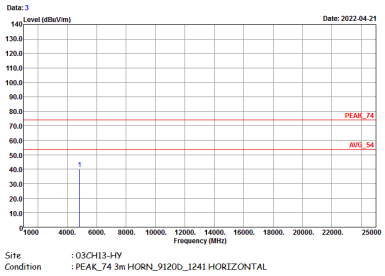	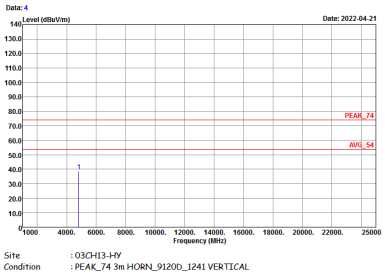

WIFI	2.4GHz 2400~2483.5MHz Harmonic @ 3m	
ANT	802.11b CH06 2437MHz	
6+7	Horizontal	Vertical
Peak Avg.	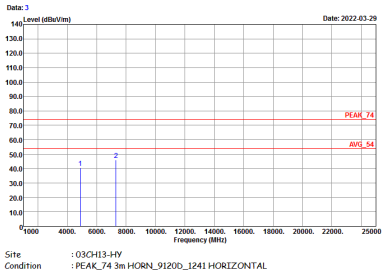	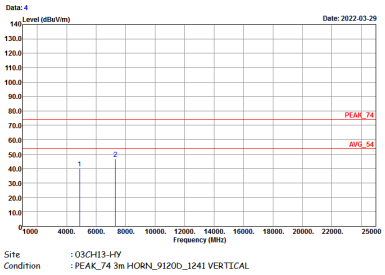

WIFI	2.4GHz 2400~2483.5MHz Harmonic @ 3m	
ANT	802.11b CH11 2462MHz	
6+7	Horizontal	Vertical
Peak Avg.	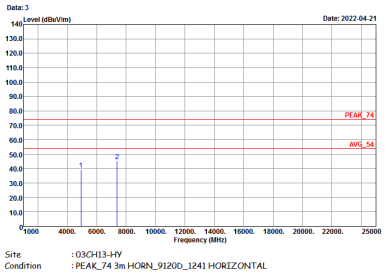	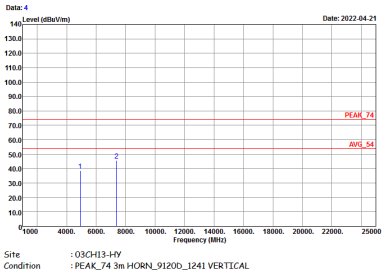

2.4GHz 2400~2483.5MHz

WIFI 802.11g (Harmonic @ 3m)

WIFI	2.4GHz 2400~2483.5MHz Harmonic @ 3m	
ANT	802.11g CH01 2412MHz	
6+7	Horizontal	Vertical
Peak Avg.	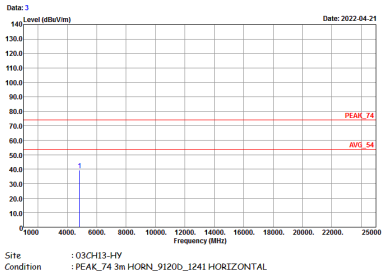	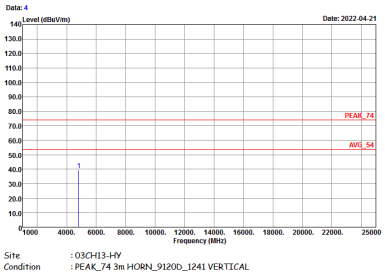

WIFI	2.4GHz 2400~2483.5MHz Harmonic @ 3m	
ANT	802.11g CH06 2437MHz	
6+7	Horizontal	Vertical
Peak Avg.	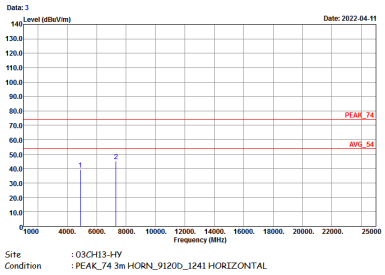	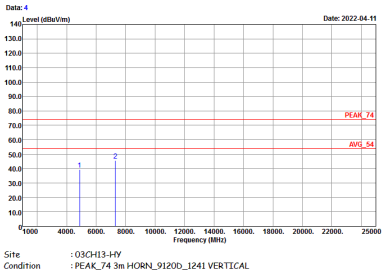

WIFI	2.4GHz 2400~2483.5MHz Harmonic @ 3m	
ANT	802.11g CH11 2462MHz	
6+7	Horizontal	Vertical
Peak Avg.	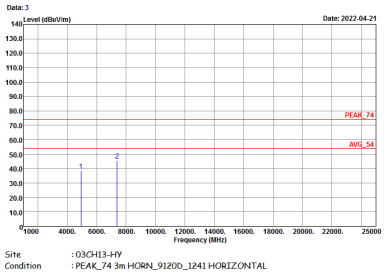	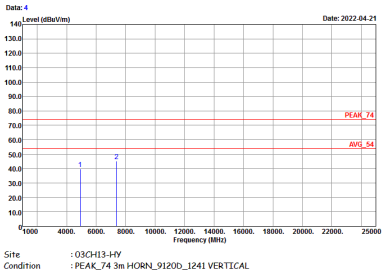

2.4GHz 2400~2483.5MHz

WIFI 802.11 ax HE20 Full (Harmonic @ 3m)

WIFI	2.4GHz 2400~2483.5MHz Harmonic @ 3m	
ANT	802.11 ax HE20 Full CH01 2412MHz	
6+7	Horizontal	Vertical
Peak Avg.	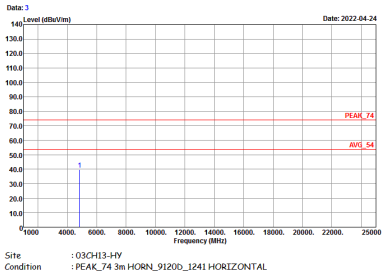	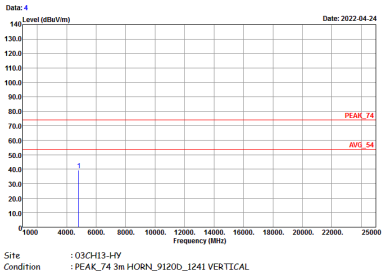

WIFI	2.4GHz 2400~2483.5MHz Harmonic @ 3m	
ANT	802.11 ax HE20 Full CH06 2437MHz	
6+7	Horizontal	Vertical
Peak Avg.	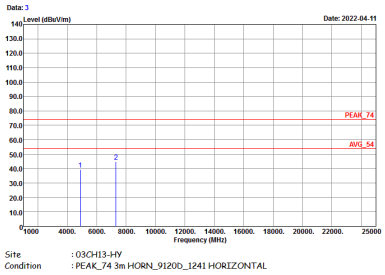	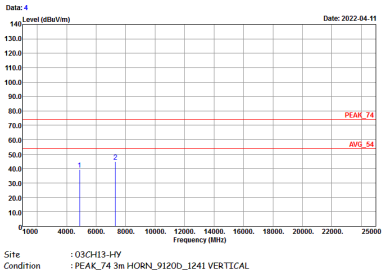

WIFI	2.4GHz 2400~2483.5MHz Harmonic @ 3m	
ANT	802.11 ax HE20 Full CH11 2462MHz	
6+7	Horizontal	Vertical
Peak Avg.	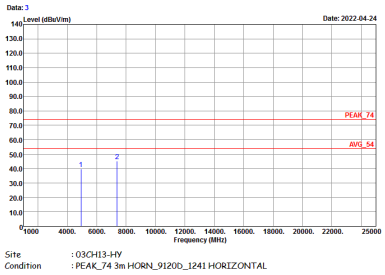	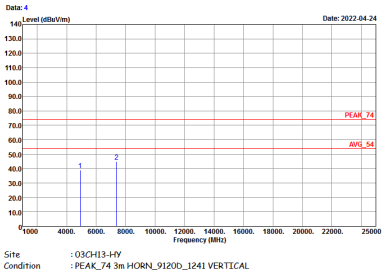

Emission below 1GHz

2.4GHz WIFI 802.11ax HE20 Full (LF)

WIFI	2.4GHz 2400~2483.5MHz	
ANT	802.11ax HE20 Full LF	
6+7	Horizontal	Vertical
QP / Peak	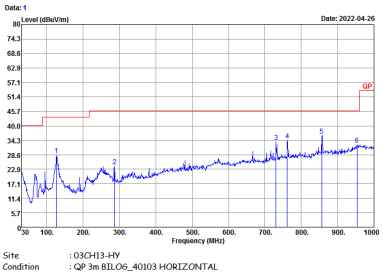	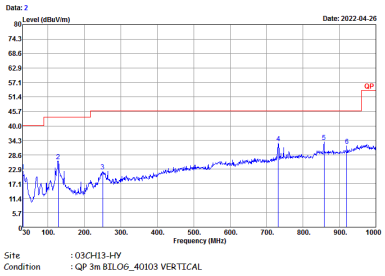

<TXBF Mode>

2.4GHz 2400~2483.5MHz

WIFI 802.11ax HE20 Full (Band Edge @ 3m)

WIFI	2.4GHz 2400~2483.5MHz Band Edge @ 3m	
ANT	802.11ax HE20 Full CH01 2412MHz	
6+7	Horizontal	Fundamental
Peak	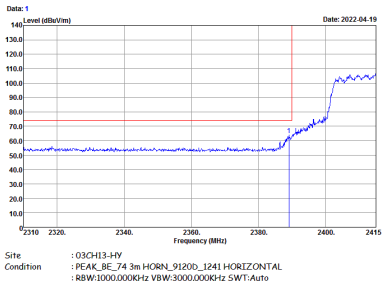	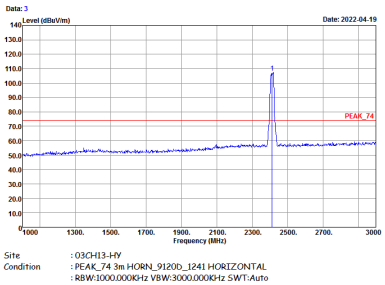
Avg.	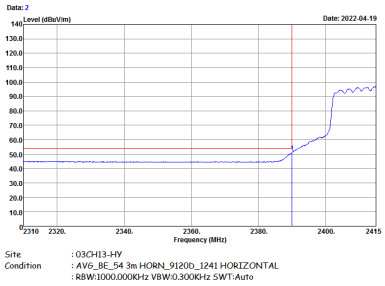	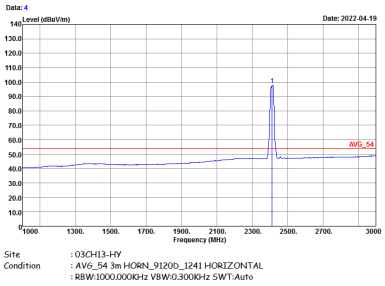

WIFI	2.4GHz 2400~2483.5MHz Band Edge @ 3m	
ANT	802.11ax HE20 Full CH01 2412MHz	
6+7	Vertical	Fundamental
Peak	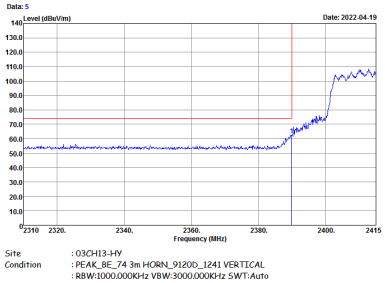	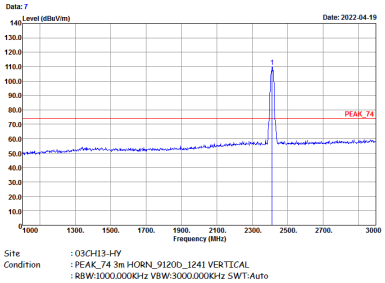
Avg.	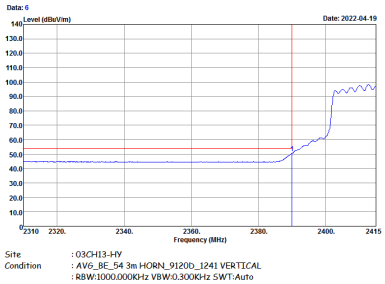	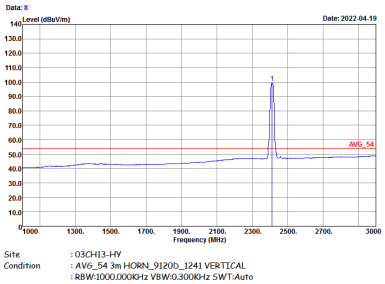

WIFI	2.4GHz 2400~2483.5MHz Band Edge @ 3m	
ANT	802.11ax HE20 Full CH02 2417MHz	
6+7	Horizontal	Fundamental
Peak	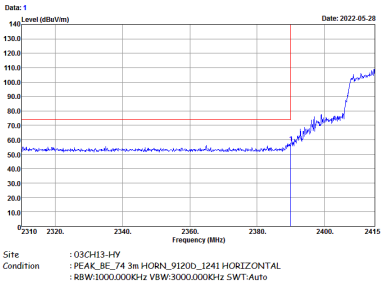	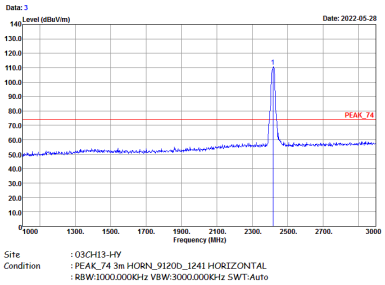
Avg.	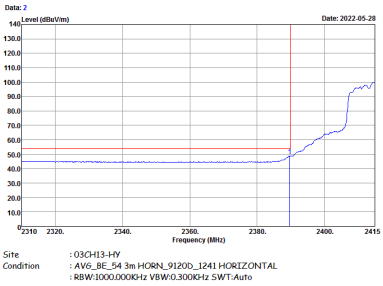	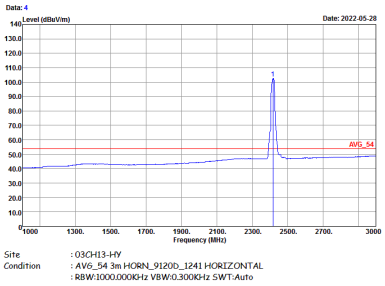

WIFI	2.4GHz 2400~2483.5MHz Band Edge @ 3m	
ANT	802.11ax HE20 Full CH02 2417MHz	
6+7	Vertical	Fundamental
Peak	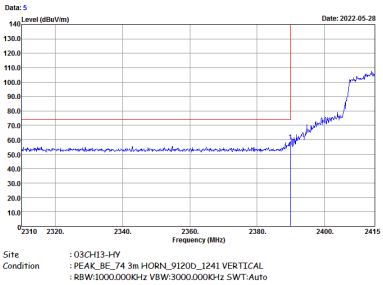	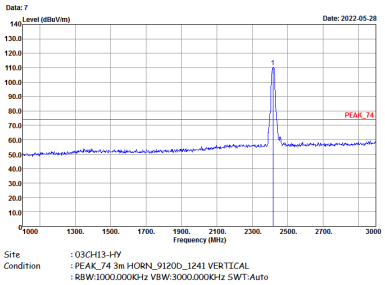
Avg.	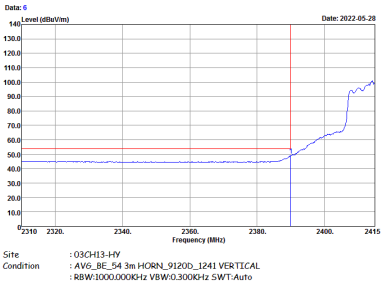	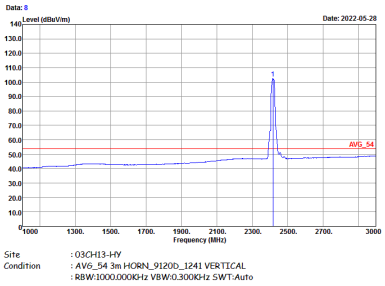

WIFI	2.4GHz 2400~2483.5MHz Band Edge @ 3m	
ANT	802.11ax HE20 Full CH06 2437MHz - L	
6+7	Horizontal	Fundamental
Peak	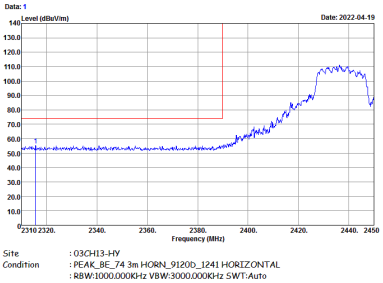	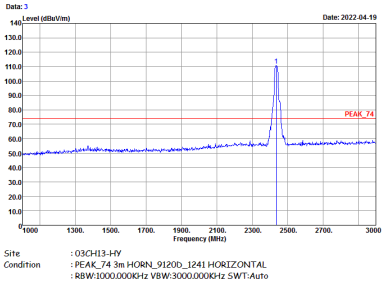
Avg.	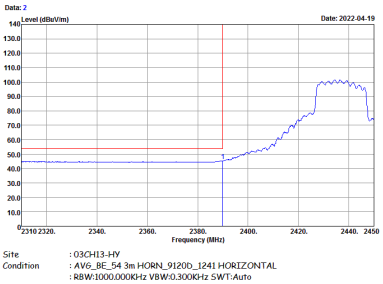	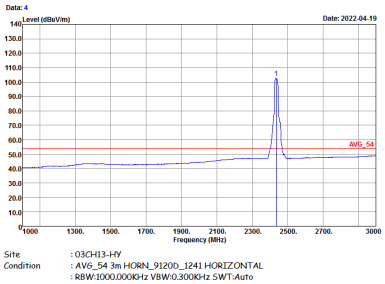

WIFI	2.4GHz 2400~2483.5MHz Band Edge @ 3m	
ANT	802.11ax HE20 Full CH06 2437MHz - R	
6+7	Horizontal	Fundamental
Peak	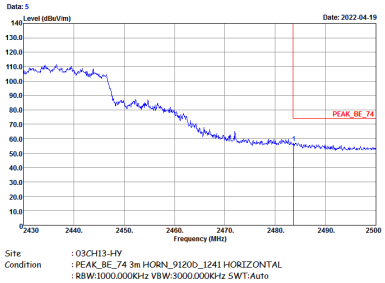	Left blank
Avg.	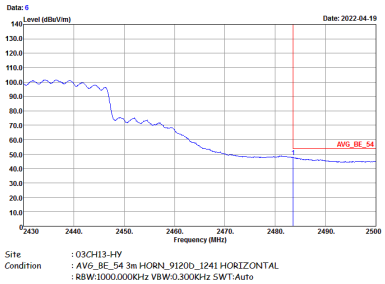	Left blank

WIFI	2.4GHz 2400~2483.5MHz Band Edge @ 3m	
ANT	802.11ax HE20 Full CH06 2437MHz - L	
6+7	Vertical	Fundamental
Peak	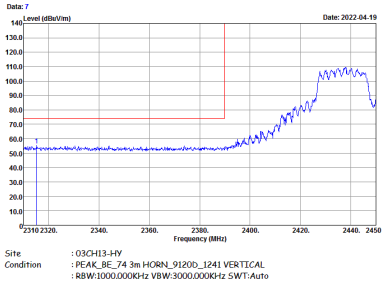	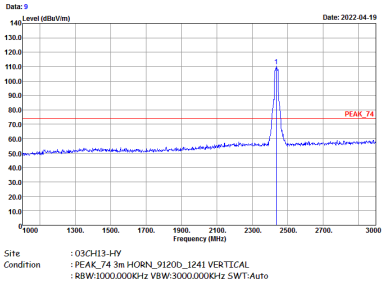
Avg.	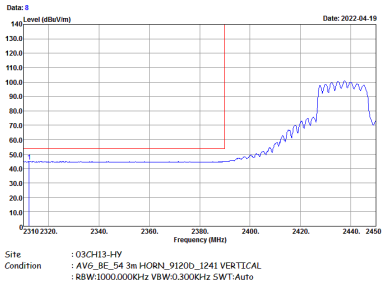	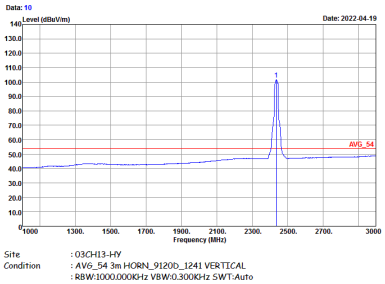

WIFI	2.4GHz 2400~2483.5MHz Band Edge @ 3m	
ANT	802.11ax HE20 Full CH06 2437MHz - R	
6+7	Vertical	Fundamental
Peak	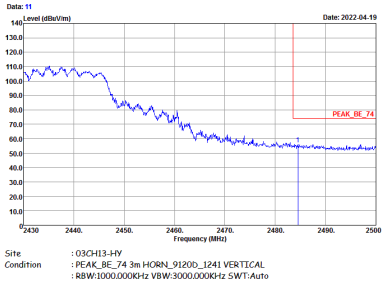	Left blank
Avg.	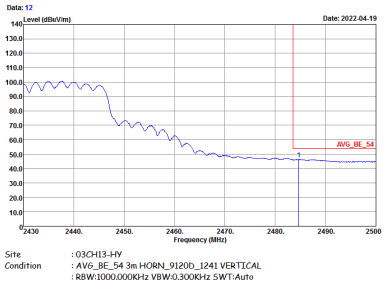	Left blank

WIFI	2.4GHz 2400~2483.5MHz Band Edge @ 3m	
ANT	802.11ax HE20 Full CH09 2452MHz	
6+7	Horizontal	Fundamental
Peak	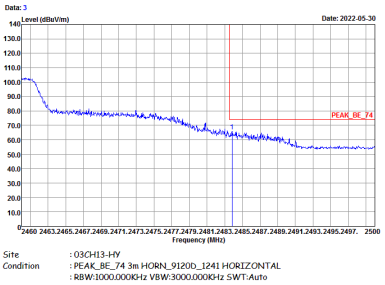	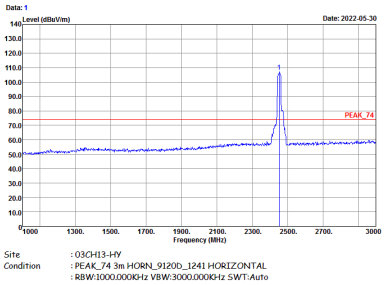
Avg.	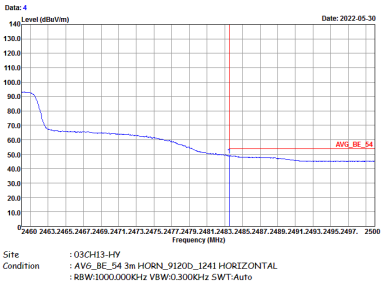	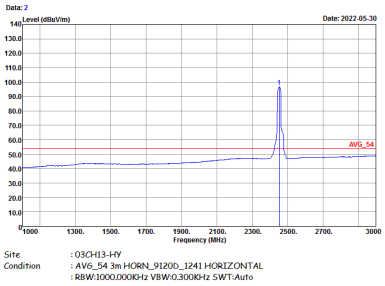

WIFI	2.4GHz 2400~2483.5MHz Band Edge @ 3m	
ANT	802.11ax HE20 Full CH09 2452MHz	
6+7	Vertical	Fundamental
Peak	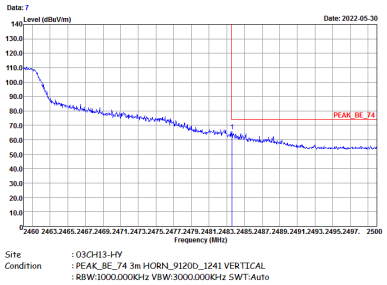	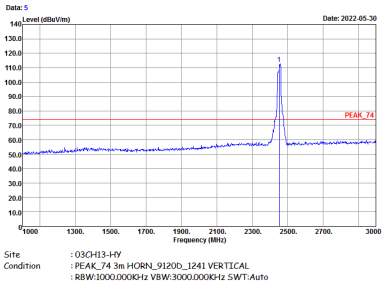
Avg.	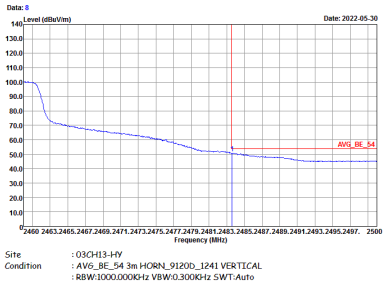	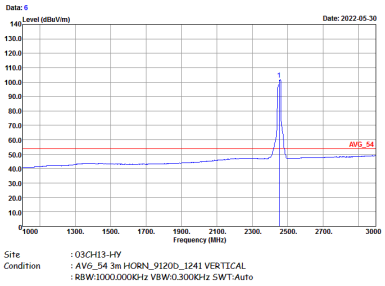

WIFI	2.4GHz 2400~2483.5MHz Band Edge @ 3m	
ANT	802.11ax HE20 Full CH10 2457MHz	
6+7	Horizontal	Fundamental
Peak	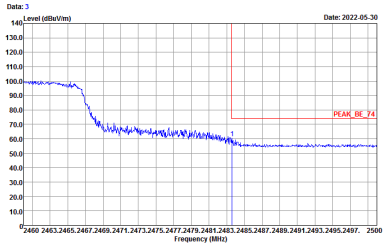	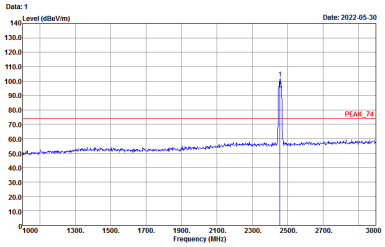
Avg.	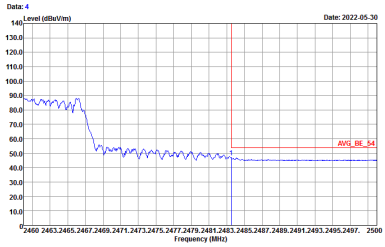	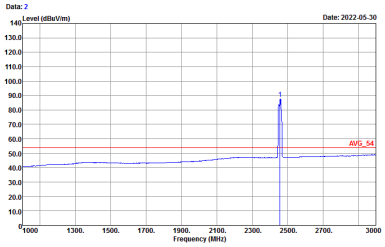

WIFI	2.4GHz 2400~2483.5MHz Band Edge @ 3m	
ANT	802.11ax HE20 Full CH10 2457MHz	
6+7	Vertical	Fundamental
Peak	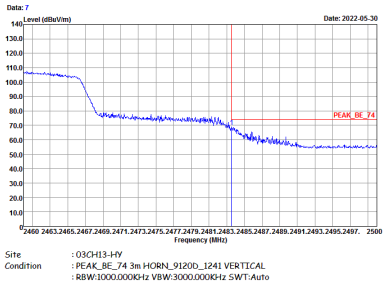	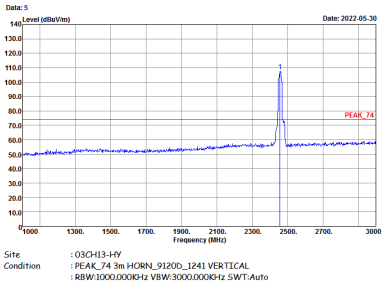
Avg.	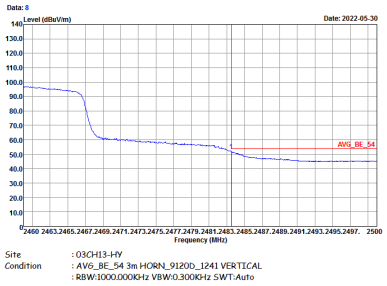	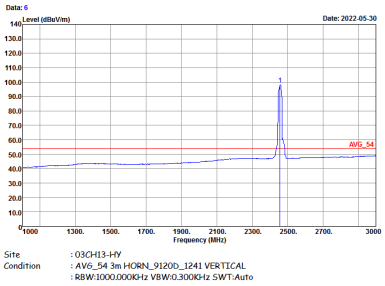

WIFI	2.4GHz 2400~2483.5MHz Band Edge @ 3m	
ANT	802.11ax HE20 Full CH11 2462MHz	
6+7	Horizontal	Fundamental
Peak	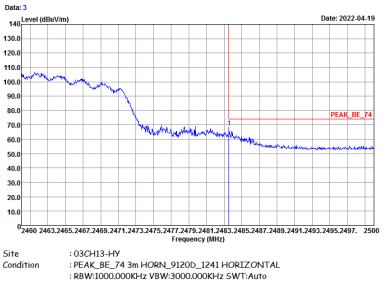	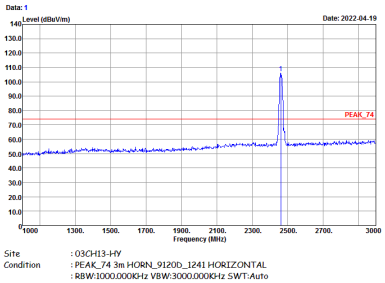
Avg.	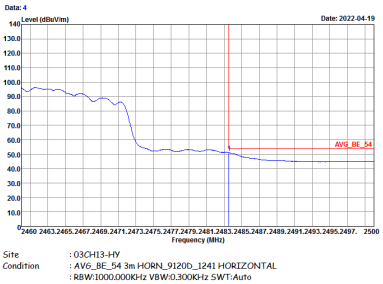	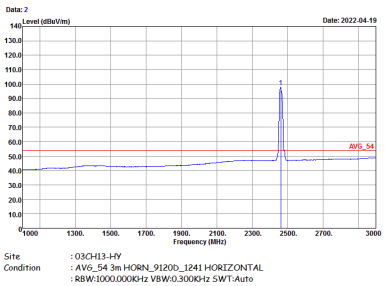

WIFI	2.4GHz 2400~2483.5MHz Band Edge @ 3m	
ANT	802.11ax HE20 Full CH11 2462MHz	
6+7	Vertical	Fundamental
Peak	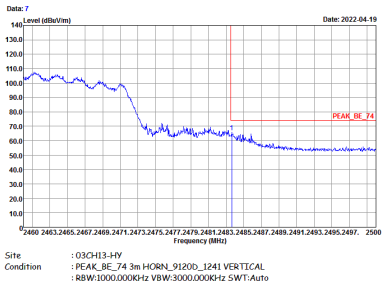	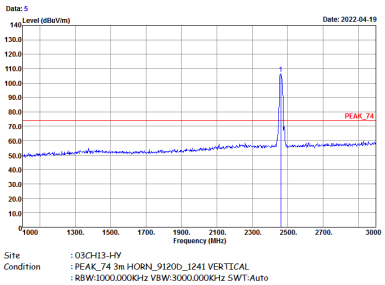
Avg.	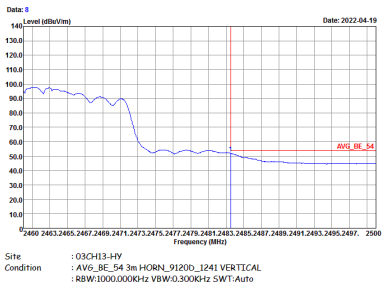	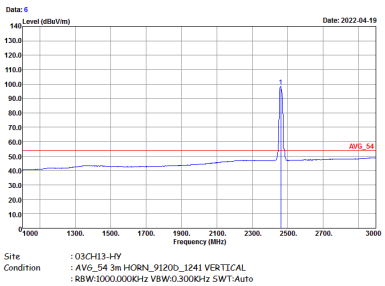

2.4GHz 2400~2483.5MHz

WIFI 802.11 ax HE20 Full (Harmonic @ 3m)

WIFI	2.4GHz 2400~2483.5MHz Harmonic @ 3m	
ANT	802.11 ax HE20 Full CH01 2412MHz	
6+7	Horizontal	Vertical
Peak Avg.	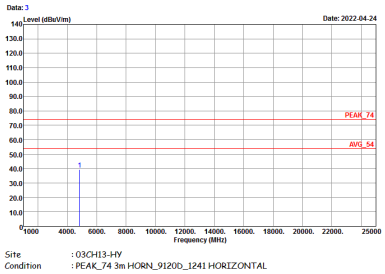	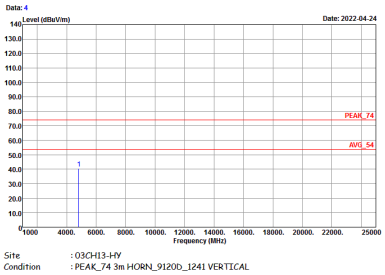

WIFI	2.4GHz 2400~2483.5MHz Harmonic @ 3m	
ANT	802.11 ax HE20 Full CH06 2437MHz	
6+7	Horizontal	Vertical
Peak Avg.	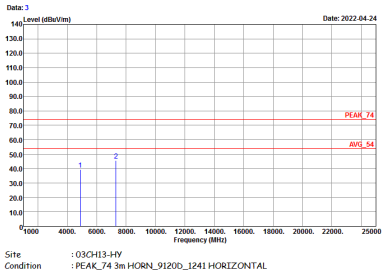	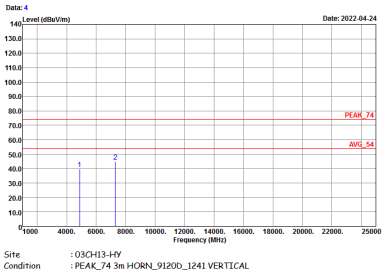

WIFI	2.4GHz 2400~2483.5MHz Harmonic @ 3m	
ANT	802.11 ax HE20 Full CH11 2462MHz	
6+7	Horizontal	Vertical
Peak Avg.	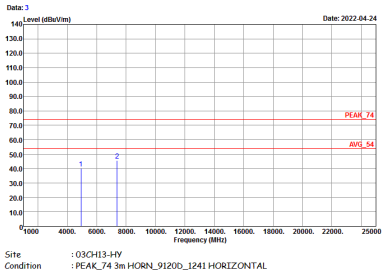	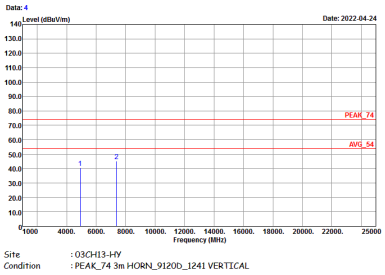

Appendix D. Duty Cycle Plots

<CDD Mode>

Antenna	Band	Duty Cycle(%)	T(us)	1/T(kHz)	VBW Setting
6+7	802.11b	99.28	-	-	10Hz
6+7	802.11g	95.42	2063	0.48	1kHz
6+7	2.4GHz 802.11ax HE20 Full RU	97.50	3900	0.26	300Hz
6+7	2.4GHz 802.11ax HE20 106 RU	99.56	-	-	10Hz

MIMO <Ant. 6+7>

802.11b

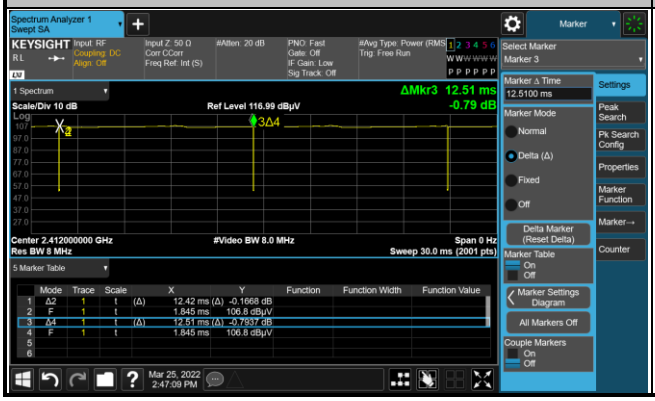

802.11g

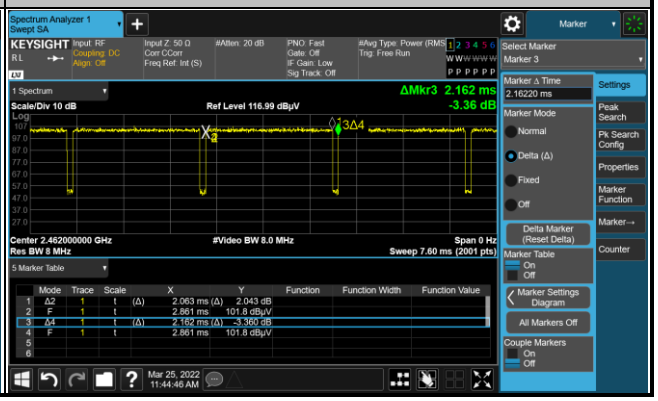

802.11ax HE20 Full RU

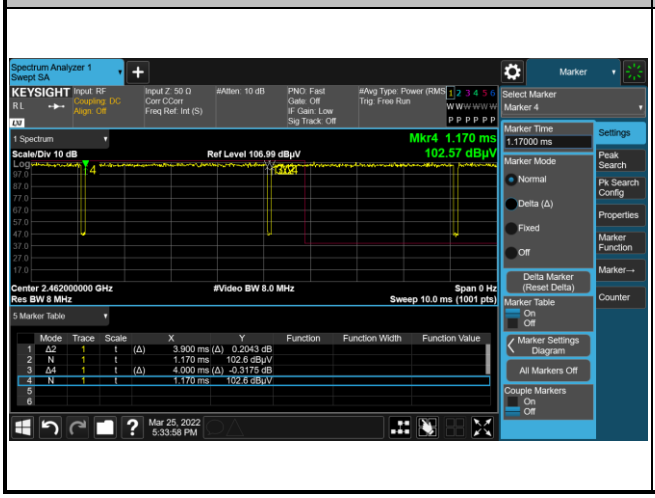

802.11ax HE20 106 RU

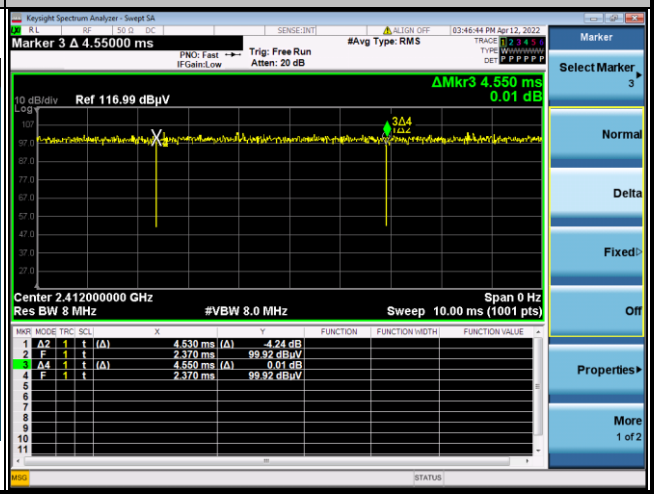

<TXBF Mode>

Antenna	Band	Duty Cycle(%)	T(us)	1/T(kHz)	VBW Setting
6+7	2.4GHz 802.11ax HE20 Full RU	94.77	5160	0.19	300Hz

MIMO <Ant. 6+7>
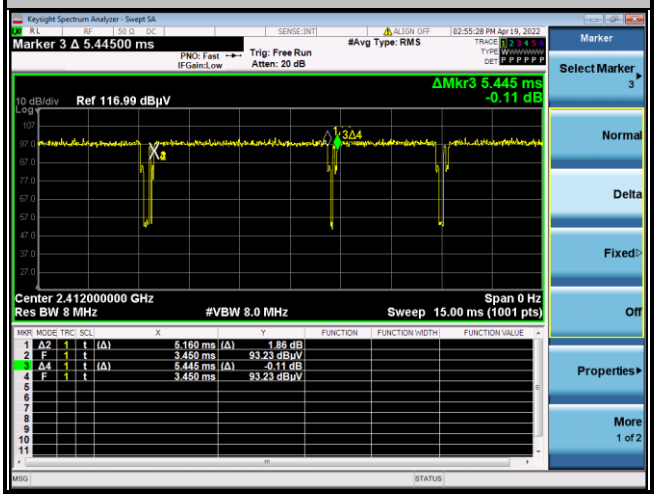
802.11ax HE20 Full RU