LTE Band 66 / 5MHz

Lowest Channel / QPSK

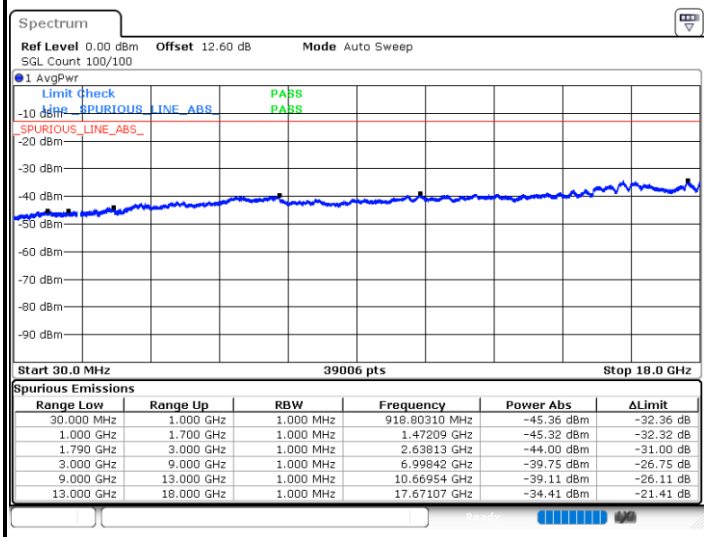

Spurious Emissions

Range Low	Range Up	RBW	Frequency	Power Abs	ΔLimit
30.000 MHz	1.000 GHz	1.000 MHz	918.80310 MHz	-45.36 dBm	-32.36 dB
1.000 GHz	1.700 GHz	1.000 MHz	1.47209 GHz	-45.32 dBm	-32.32 dB
1.790 GHz	3.000 GHz	1.000 MHz	2.63813 GHz	-44.00 dBm	-31.00 dB
3.000 GHz	9.000 GHz	1.000 MHz	6.99842 GHz	-39.75 dBm	-26.75 dB
9.000 GHz	13.000 GHz	1.000 MHz	10.66954 GHz	-39.11 dBm	-26.11 dB
13.000 GHz	18.000 GHz	1.000 MHz	17.67107 GHz	-34.41 dBm	-21.41 dB

Date: 17.JUN.2022 16:48:58

Middle Channel / QPSK

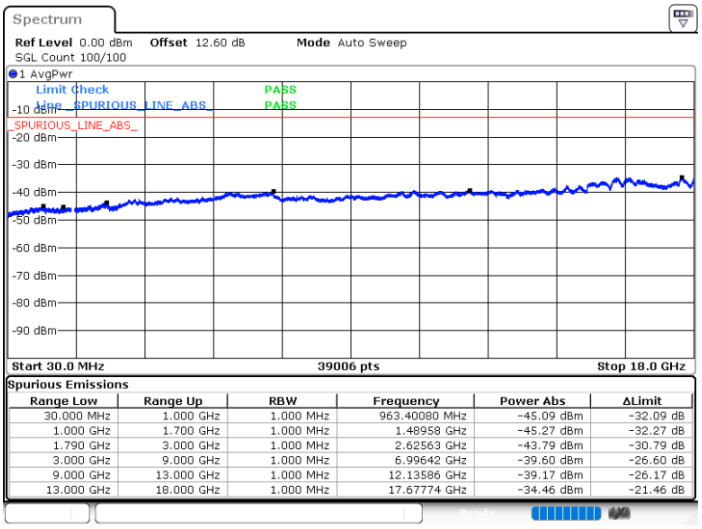

Spurious Emissions

Range Low	Range Up	RBW	Frequency	Power Abs	ΔLimit
30.000 MHz	1.000 GHz	1.000 MHz	963.40080 MHz	-45.09 dBm	-32.09 dB
1.000 GHz	1.700 GHz	1.000 MHz	1.48958 GHz	-45.27 dBm	-32.27 dB
1.790 GHz	3.000 GHz	1.000 MHz	2.62563 GHz	-43.79 dBm	-30.79 dB
3.000 GHz	9.000 GHz	1.000 MHz	6.99642 GHz	-39.60 dBm	-26.60 dB
9.000 GHz	13.000 GHz	1.000 MHz	12.13586 GHz	-39.17 dBm	-26.17 dB
13.000 GHz	18.000 GHz	1.000 MHz	17.67774 GHz	-34.46 dBm	-21.46 dB

Date: 17.JUN.2022 16:48:19

Highest Channel / QPSK

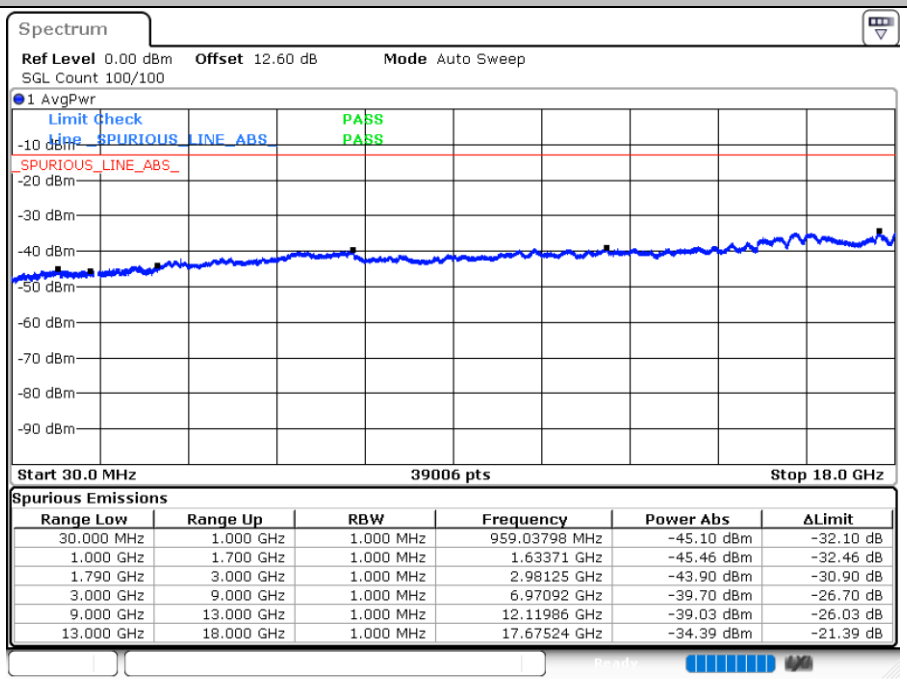

Spurious Emissions

Range Low	Range Up	RBW	Frequency	Power Abs	ΔLimit
30.000 MHz	1.000 GHz	1.000 MHz	959.03798 MHz	-45.10 dBm	-32.10 dB
1.000 GHz	1.700 GHz	1.000 MHz	1.63371 GHz	-45.46 dBm	-32.46 dB
1.790 GHz	3.000 GHz	1.000 MHz	2.98125 GHz	-43.90 dBm	-30.90 dB
3.000 GHz	9.000 GHz	1.000 MHz	6.97092 GHz	-39.70 dBm	-26.70 dB
9.000 GHz	13.000 GHz	1.000 MHz	12.11986 GHz	-39.03 dBm	-26.03 dB
13.000 GHz	18.000 GHz	1.000 MHz	17.67524 GHz	-34.39 dBm	-21.39 dB

Date: 17.JUN.2022 16:47:36

LTE Band 66 / 10MHz

Lowest Channel / QPSK

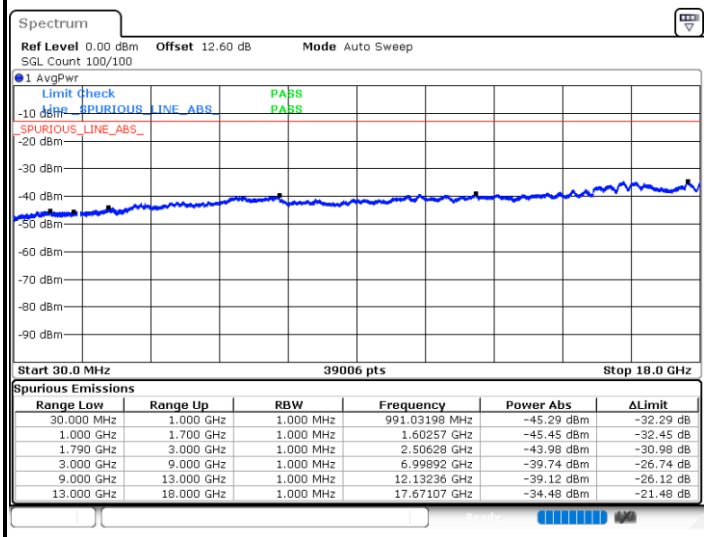

Spurious Emissions

Range Low	Range Up	RBW	Frequency	Power Abs	ΔLimit
30.000 MHz	1.000 GHz	1.000 MHz	991.03198 MHz	-45.29 dBm	-32.29 dB
1.000 GHz	1.700 GHz	1.000 MHz	1.60257 GHz	-45.45 dBm	-32.45 dB
1.790 GHz	3.000 GHz	1.000 MHz	2.50628 GHz	-43.98 dBm	-30.98 dB
3.000 GHz	9.000 GHz	1.000 MHz	6.99892 GHz	-39.74 dBm	-26.74 dB
9.000 GHz	13.000 GHz	1.000 MHz	12.13236 GHz	-39.12 dBm	-26.12 dB
13.000 GHz	18.000 GHz	1.000 MHz	17.67107 GHz	-34.48 dBm	-21.48 dB

Date: 17.JUN.2022 17:14:02

Middle Channel / QPSK

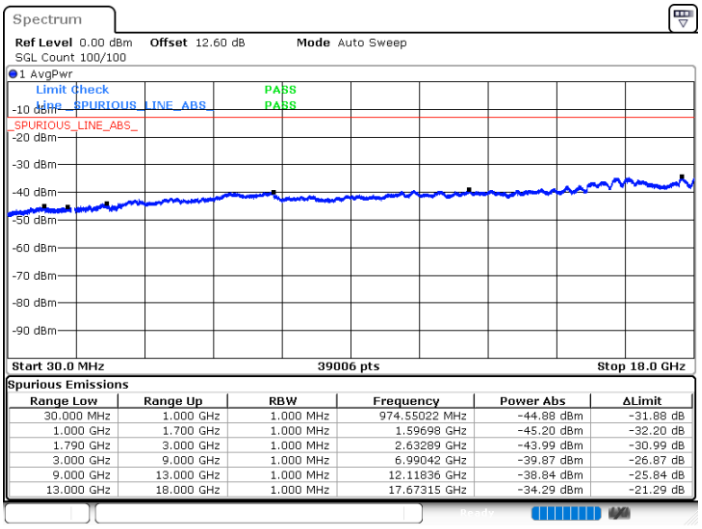

Spurious Emissions

Range Low	Range Up	RBW	Frequency	Power Abs	ΔLimit
30.000 MHz	1.000 GHz	1.000 MHz	974.55022 MHz	-44.88 dBm	-31.88 dB
1.000 GHz	1.700 GHz	1.000 MHz	1.59698 GHz	-45.20 dBm	-32.20 dB
1.790 GHz	3.000 GHz	1.000 MHz	2.63289 GHz	-43.99 dBm	-30.99 dB
3.000 GHz	9.000 GHz	1.000 MHz	6.99042 GHz	-39.87 dBm	-26.87 dB
9.000 GHz	13.000 GHz	1.000 MHz	12.11836 GHz	-38.84 dBm	-25.84 dB
13.000 GHz	18.000 GHz	1.000 MHz	17.67315 GHz	-34.29 dBm	-21.29 dB

Date: 17.JUN.2022 17:13:12

Highest Channel / QPSK

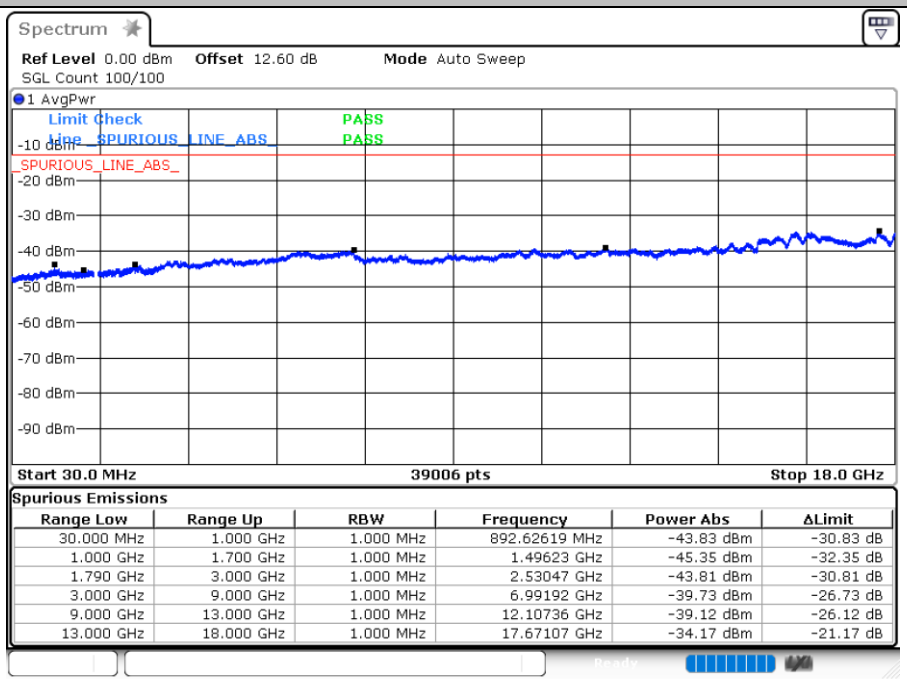

Spurious Emissions

Range Low	Range Up	RBW	Frequency	Power Abs	ΔLimit
30.000 MHz	1.000 GHz	1.000 MHz	892.62619 MHz	-43.83 dBm	-30.83 dB
1.000 GHz	1.700 GHz	1.000 MHz	1.49623 GHz	-45.35 dBm	-32.35 dB
1.790 GHz	3.000 GHz	1.000 MHz	2.53047 GHz	-43.81 dBm	-30.81 dB
3.000 GHz	9.000 GHz	1.000 MHz	6.99192 GHz	-39.73 dBm	-26.73 dB
9.000 GHz	13.000 GHz	1.000 MHz	12.10736 GHz	-39.12 dBm	-26.12 dB
13.000 GHz	18.000 GHz	1.000 MHz	17.67107 GHz	-34.17 dBm	-21.17 dB

Date: 17.JUN.2022 17:11:51

LTE Band 66 / 15MHz

Lowest Channel / QPSK

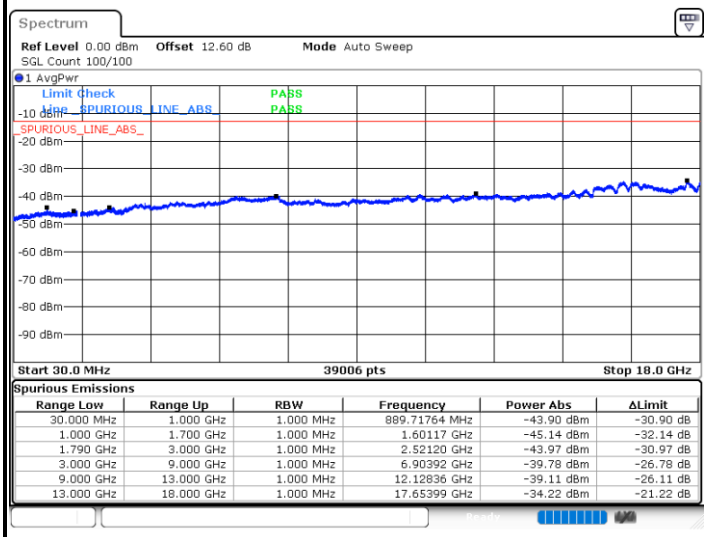

Spurious Emissions

Range Low	Range Up	RBW	Frequency	Power Abs	ΔLimit
30.000 MHz	1.000 GHz	1.000 MHz	889.71764 MHz	-43.90 dBm	-30.90 dB
1.000 GHz	1.700 GHz	1.000 MHz	1.60117 GHz	-45.14 dBm	-32.14 dB
1.790 GHz	3.000 GHz	1.000 MHz	2.52120 GHz	-43.97 dBm	-30.97 dB
3.000 GHz	9.000 GHz	1.000 MHz	6.90392 GHz	-39.78 dBm	-26.78 dB
9.000 GHz	13.000 GHz	1.000 MHz	12.12836 GHz	-39.11 dBm	-26.11 dB
13.000 GHz	18.000 GHz	1.000 MHz	17.65399 GHz	-34.22 dBm	-21.22 dB

Date: 17.JUN.2022 17:28:49

Middle Channel / QPSK

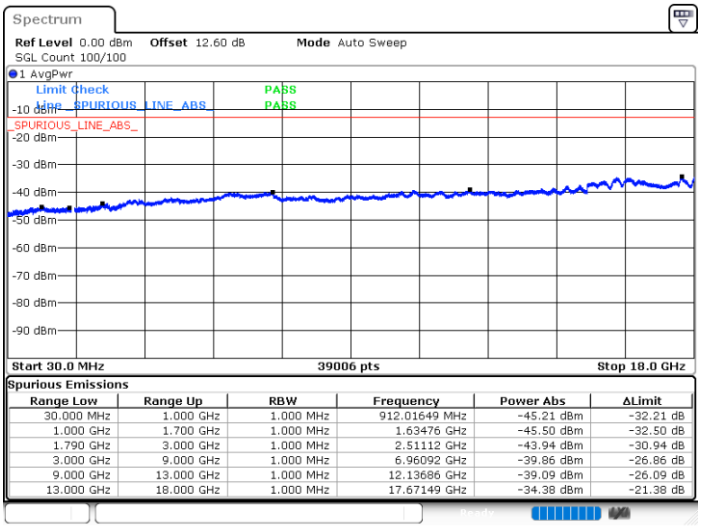

Spurious Emissions

Range Low	Range Up	RBW	Frequency	Power Abs	ΔLimit
30.000 MHz	1.000 GHz	1.000 MHz	912.01649 MHz	-45.21 dBm	-32.21 dB
1.000 GHz	1.700 GHz	1.000 MHz	1.63476 GHz	-45.50 dBm	-32.50 dB
1.790 GHz	3.000 GHz	1.000 MHz	2.51112 GHz	-43.94 dBm	-30.94 dB
3.000 GHz	9.000 GHz	1.000 MHz	6.96092 GHz	-39.86 dBm	-26.86 dB
9.000 GHz	13.000 GHz	1.000 MHz	12.13686 GHz	-39.09 dBm	-26.09 dB
13.000 GHz	18.000 GHz	1.000 MHz	17.67149 GHz	-34.38 dBm	-21.38 dB

Date: 17.JUN.2022 17:25:15

Highest Channel / QPSK

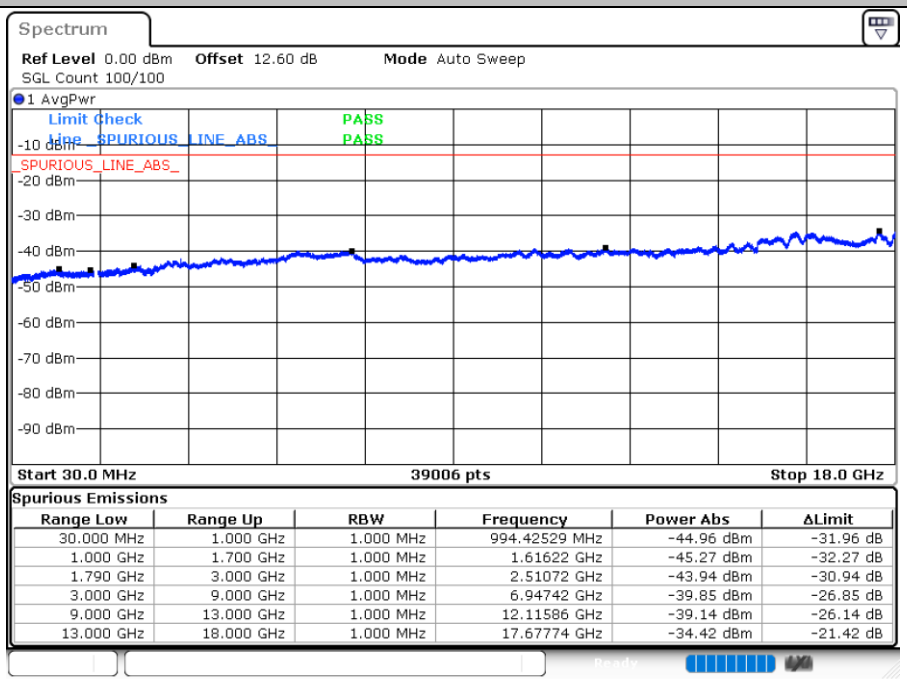

Spurious Emissions

Range Low	Range Up	RBW	Frequency	Power Abs	ΔLimit
30.000 MHz	1.000 GHz	1.000 MHz	994.42529 MHz	-44.96 dBm	-31.96 dB
1.000 GHz	1.700 GHz	1.000 MHz	1.61622 GHz	-45.27 dBm	-32.27 dB
1.790 GHz	3.000 GHz	1.000 MHz	2.51072 GHz	-43.94 dBm	-30.94 dB
3.000 GHz	9.000 GHz	1.000 MHz	6.94742 GHz	-39.85 dBm	-26.85 dB
9.000 GHz	13.000 GHz	1.000 MHz	12.11586 GHz	-39.14 dBm	-26.14 dB
13.000 GHz	18.000 GHz	1.000 MHz	17.67774 GHz	-34.42 dBm	-21.42 dB

Date: 17.JUN.2022 17:23:31

LTE Band 66 / 20MHz

Lowest Channel / QPSK

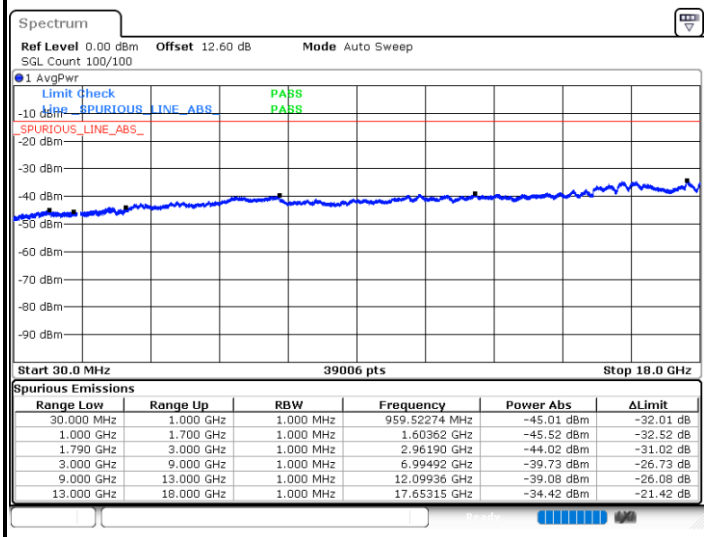

Spurious Emissions

Range Low	Range Up	RBW	Frequency	Power Abs	ΔLimit
30.000 MHz	1.000 GHz	1.000 MHz	959.52274 MHz	-45.01 dBm	-32.01 dB
1.000 GHz	1.700 GHz	1.000 MHz	1.60362 GHz	-45.52 dBm	-32.52 dB
1.790 GHz	3.000 GHz	1.000 MHz	2.96190 GHz	-44.02 dBm	-31.02 dB
3.000 GHz	9.000 GHz	1.000 MHz	6.99492 GHz	-39.73 dBm	-26.73 dB
9.000 GHz	13.000 GHz	1.000 MHz	12.09936 GHz	-39.08 dBm	-26.08 dB
13.000 GHz	18.000 GHz	1.000 MHz	17.65315 GHz	-34.42 dBm	-21.42 dB

Date: 17.JUN.2022 17:41:51

Middle Channel / QPSK

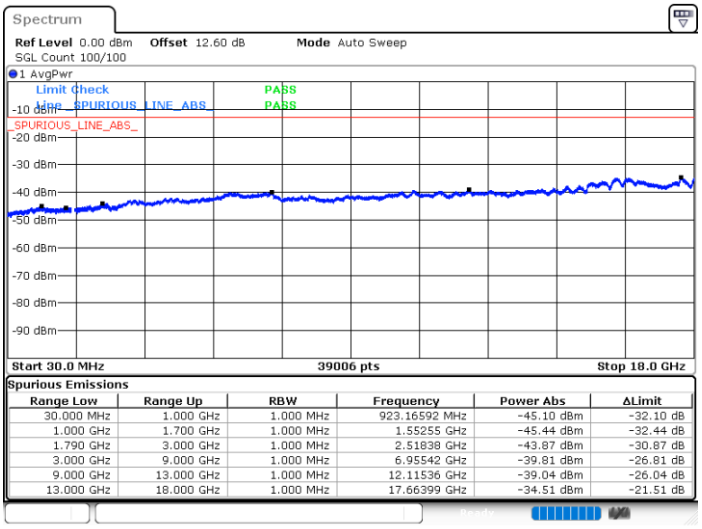

Spurious Emissions

Range Low	Range Up	RBW	Frequency	Power Abs	ΔLimit
30.000 MHz	1.000 GHz	1.000 MHz	923.16592 MHz	-45.10 dBm	-32.10 dB
1.000 GHz	1.700 GHz	1.000 MHz	1.55255 GHz	-45.44 dBm	-32.44 dB
1.790 GHz	3.000 GHz	1.000 MHz	2.51838 GHz	-43.87 dBm	-30.87 dB
3.000 GHz	9.000 GHz	1.000 MHz	6.95542 GHz	-39.81 dBm	-26.81 dB
9.000 GHz	13.000 GHz	1.000 MHz	12.11536 GHz	-39.04 dBm	-26.04 dB
13.000 GHz	18.000 GHz	1.000 MHz	17.66399 GHz	-34.51 dBm	-21.51 dB

Date: 17.JUN.2022 17:40:54

Highest Channel / QPSK

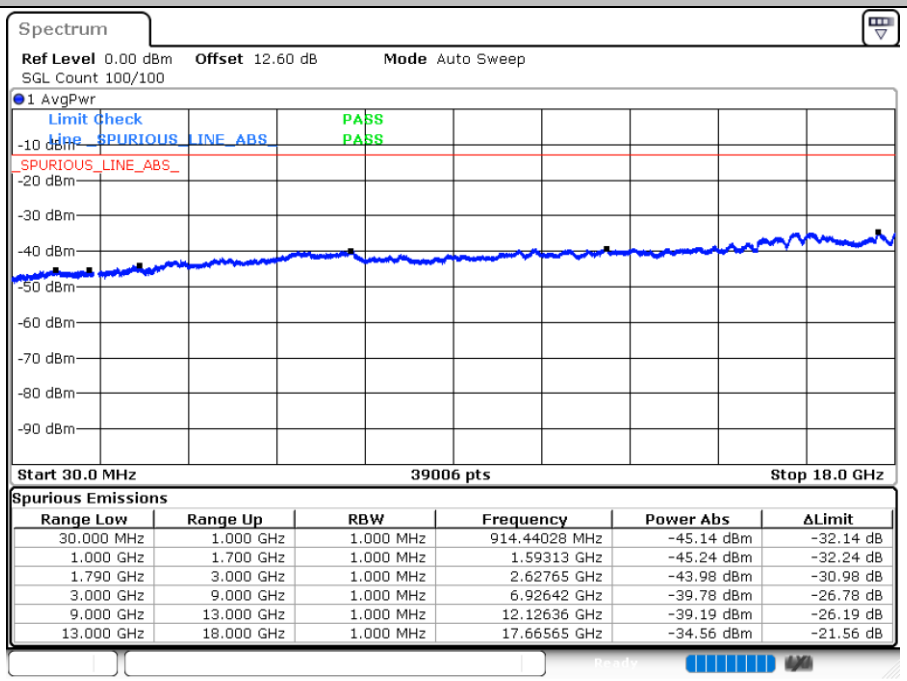

Spurious Emissions

Range Low	Range Up	RBW	Frequency	Power Abs	ΔLimit
30.000 MHz	1.000 GHz	1.000 MHz	914.44028 MHz	-45.14 dBm	-32.14 dB
1.000 GHz	1.700 GHz	1.000 MHz	1.59313 GHz	-45.24 dBm	-32.24 dB
1.790 GHz	3.000 GHz	1.000 MHz	2.62765 GHz	-43.98 dBm	-30.98 dB
3.000 GHz	9.000 GHz	1.000 MHz	6.92642 GHz	-39.78 dBm	-26.78 dB
9.000 GHz	13.000 GHz	1.000 MHz	12.12636 GHz	-39.19 dBm	-26.19 dB
13.000 GHz	18.000 GHz	1.000 MHz	17.66565 GHz	-34.56 dBm	-21.56 dB

Date: 17.JUN.2022 17:39:08

Frequency Stability

Test Conditions		LTE Band 66 (QPSK) / Middle Channel	Limit
Temperature (°C)	Voltage (Volt)	BW 10MHz	Note 2.
		Deviation (ppm)	Result
50	Normal Voltage	0.0015	PASS
40	Normal Voltage	0.0005	
30	Normal Voltage	0.0008	
20(Ref.)	Normal Voltage	0.0000	
10	Normal Voltage	0.0022	
0	Normal Voltage	0.0019	
-10	Normal Voltage	0.0016	
-20	Normal Voltage	0.0028	
-30	Normal Voltage	0.0024	
20	Maximum Voltage	0.0021	
20	Normal Voltage	0.0013	
20	Battery End Point	0.0004	

Note:

1. Normal Voltage =3.87 V. ; Battery End Point (BEP) =3.55 V. ; Maximum Voltage =4.45 V.
2. Note: The frequency fundamental emissions stay within the authorized frequency block.

Appendix B. Test Results of Radiated Test

Radiated Spurious Emission

Test Engineer :	Chris Chen	Temperature :	23~25℃
		Relative Humidity :	41~42%

LTE Band 25 / 20MHz / QPSK for Ant 0								
Channel	Frequency (MHz)	EIRP (dBm)	Limit (dBm)	Over Limit (dB)	S.G. Power (dBm)	TX Cable loss (dB)	TX Antenna Gain (dBi)	Polarization (H/V)
Lowest	3702	-47.22	-13	-34.22	-59.48	2.641	14.90	H
	5553	-43.09	-13	-30.09	-54.95	2.94	14.80	H
	7404	-41.93	-13	-28.93	-51.70	3.39	13.16	H
	3702	-47.61	-13	-34.61	-59.87	2.64	14.90	V
	5553	-45.24	-13	-32.24	-57.10	2.94	14.80	V
	7404	-41.46	-13	-28.46	-51.23	3.39	13.16	V
Middle	3747	-48.07	-13	-35.07	-60.33	2.64	14.90	H
	5622	-43.32	-13	-30.32	-55.18	2.94	14.80	H
	7500	-40.93	-13	-27.93	-50.70	3.39	13.16	H
	3747	-47.90	-13	-34.90	-60.16	2.64	14.90	V
	5622	-44.68	-13	-31.68	-56.54	2.94	14.80	V
	7500	-41.36	-13	-28.36	-51.13	3.39	13.16	V
Highest	3792	-46.71	-13	-33.71	-58.97	2.64	14.90	H
	5688	-42.60	-13	-29.60	-54.46	2.94	14.80	H
	7584	-40.88	-13	-27.88	-50.65	3.39	13.16	H
	3792	-48.15	-13	-35.15	-60.41	2.64	14.90	V
	5688	-44.77	-13	-31.77	-56.63	2.94	14.80	V
	7584	-41.51	-13	-28.51	-51.28	3.39	13.16	V

Remark: Spurious emissions within 30-1000MHz were found more than 20dB below limit line.

LTE Band 26 / 15MHz / QPSK for Ant 0								
Channel	Frequency (MHz)	EIRP (dBm)	Limit (dBm)	Over Limit (dB)	S.G. Power (dBm)	TX Cable loss (dB)	TX Antenna Gain (dBi)	Polarization (H/V)
Lowest	1650	-56.02	-13	-43.02	-62.99	1.58	10.70	H
	2474	-51.50	-13	-38.50	-59.75	2.102	12.50	H
	3300	-54.18	-13	-41.18	-63.07	2.856	13.90	H
	1650	-56.21	-13	-43.21	-63.18	1.58	10.70	V
	2474	-52.79	-13	-39.79	-61.04	2.10	12.50	V
	3300	-51.08	-13	-38.08	-59.97	2.86	13.90	V
Middle	1660	-55.92	-13	-42.92	-62.89	1.58	10.70	H
	2490	-52.07	-13	-39.07	-60.32	2.102	12.50	H
	3318	-50.23	-13	-37.23	-59.12	2.856	13.90	H
	1660	-55.76	-13	-42.76	-62.73	1.58	10.70	V
	2490	-52.33	-13	-39.33	-60.58	2.10	12.50	V
	3318	-49.87	-13	-36.87	-58.76	2.86	13.90	V
Highest	1670	-55.52	-13	-42.52	-62.49	1.58	10.70	H
	2504	-52.71	-13	-39.71	-60.96	2.102	12.50	H
	3342	-51.10	-13	-38.10	-59.99	2.856	13.90	H
	1670	-55.44	-13	-42.44	-62.41	1.58	10.70	V
	2504	-51.41	-13	-38.41	-59.66	2.10	12.50	V
	3342	-50.78	-13	-37.78	-59.67	2.86	13.90	V

Remark: Spurious emissions within 30-1000MHz were found more than 20dB below limit line.

LTE Band 66 / 20MHz / QPSK for Ant 0								
Channel	Frequency (MHz)	ERP (dBm)	Limit (dBm)	Over Limit (dB)	S.G. Power (dBm)	TX Cable loss (dB)	TX Antenna Gain (dBi)	Polarization (H/V)
Lowest	3423	-55.64	-13	-42.64	-66.38	2.604	13.34	H
	5133	-50.72	-13	-37.72	-61.23	3.011	13.52	H
	6840	-50.20	-13	-37.20	-60.40	3.271	13.47	H
	3423	-55.67	-13	-42.67	-66.41	2.604	13.34	V
	5133	-52.90	-13	-39.90	-63.41	3.011	13.52	V
	6840	-50.43	-13	-37.43	-60.63	3.271	13.47	V
Middle	3471	-55.35	-13	-42.35	-66.09	2.604	13.34	H
	5208	-49.32	-13	-36.32	-59.83	3.011	13.52	H
	6948	-50.10	-13	-37.10	-60.30	3.271	13.47	H
	3471	-55.47	-13	-42.47	-66.21	2.604	13.34	V
	5208	-51.24	-13	-38.24	-61.75	3.011	13.52	V
	6948	-50.06	-13	-37.06	-60.26	3.271	13.47	V
Highest	3522	-55.59	-13	-42.59	-66.33	2.604	13.34	H
	5283	-50.93	-13	-37.93	-61.44	3.011	13.52	H
	7044	-50.20	-13	-37.20	-60.40	3.271	13.47	H
	3522	-54.85	-13	-41.85	-65.59	2.604	13.34	V
	5283	-52.57	-13	-39.57	-63.08	3.011	13.52	V
	7044	-50.27	-13	-37.27	-60.47	3.271	13.47	V

Remark: Spurious emissions within 30-1000MHz were found more than 20dB below limit line.

LTE Band 5B / 10MHz + 10MHz / QPSK for Ant 0								
Channel	Frequency (MHz)	ERP (dBm)	Limit (dBm)	Over Limit (dB)	S.G. Power (dBm)	TX Cable loss (dB)	TX Antenna Gain (dBi)	Polarization (H/V)
Lowest (1RB0)	1650.00	-55.44	-13	-42.44	-58.68	1.11	6.50	H
	2474.00	-52.00	-13	-39.00	-54.62	1.43	6.20	H
	3300.00	-50.23	-13	-37.23	-54.67	1.71	8.30	H
	1650.00	-55.72	-13	-42.72	-58.96	1.11	6.50	V
	2474.00	-51.58	-13	-38.58	-54.20	1.43	6.20	V
	3300.00	-50.50	-13	-37.50	-54.94	1.71	8.30	V
Lowest (1RB MAX)	1668.00	-54.99	-13	-41.99	-58.23	1.11	6.50	H
	2500.00	-52.05	-13	-39.05	-54.67	1.43	6.20	H
	3336.00	-49.80	-13	-36.80	-54.24	1.71	8.30	H
	1668.00	-54.28	-13	-41.28	-57.52	1.11	6.50	V
	2500.00	-50.20	-13	-37.20	-52.82	1.43	6.20	V
	3336.00	-50.43	-13	-37.43	-54.87	1.71	8.30	V
Middle (1RB0)	1654.00	-55.19	-13	-42.19	-58.43	1.11	6.50	H
	2482.00	-52.54	-13	-39.54	-55.16	1.43	6.20	H
	3306.00	-50.36	-13	-37.36	-54.80	1.71	8.30	H
	1654.00	-56.71	-13	-43.71	-59.95	1.11	6.50	V
	2482.00	-52.79	-13	-39.79	-55.41	1.43	6.20	V
	3306.00	-49.74	-13	-36.74	-54.18	1.71	8.30	V
Middle (1RB MAX)	1672.00	-55.97	-13	-42.97	-59.21	1.11	6.50	H
	2508.00	-52.61	-13	-39.61	-55.23	1.43	6.20	H
	3342.00	-51.27	-13	-38.27	-55.71	1.71	8.30	H
	1672.00	-53.40	-13	-40.40	-56.64	1.11	6.50	V
	2508.00	-51.48	-13	-38.48	-54.10	1.43	6.20	V
	3342.00	-50.24	-13	-37.24	-54.68	1.71	8.30	V
Highest (1RB0)	1660.00	-54.68	-13	-41.68	-57.92	1.11	6.50	H
	2490.00	-52.20	-13	-39.20	-54.82	1.43	6.20	H
	3318.00	-50.59	-13	-37.59	-55.03	1.71	8.30	H
	1660.00	-55.80	-13	-42.80	-59.04	1.11	6.50	V
	2490.00	-51.46	-13	-38.46	-54.08	1.43	6.20	V
	3318.00	-50.61	-13	-37.61	-55.05	1.71	8.30	V
Highest (1RB MAX)	1678.00	-55.35	-13	-42.35	-58.59	1.11	6.50	H
	2516.00	-52.95	-13	-39.95	-55.57	1.43	6.20	H
	3354.00	-50.65	-13	-37.65	-55.09	1.71	8.30	H
	1678.00	-54.97	-13	-41.97	-58.21	1.11	6.50	V
	2516.00	-51.92	-13	-38.92	-54.54	1.43	6.20	V
	3354.00	-50.66	-13	-37.66	-55.10	1.71	8.30	V

Remark: Spurious emissions within 30-1000MHz were found more than 20dB below limit line.

LTE Band 66B / 10MHz + 10MHz / QPSK for Ant 0								
Channel	Frequency (MHz)	ERP (dBm)	Limit (dBm)	Over Limit (dB)	S.G. Power (dBm)	TX Cable loss (dB)	TX Antenna Gain (dBi)	Polarization (H/V)
Lowest (1RB0)	3420	-45.84	-13	-32.84	-56.58	2.604	13.34	H
	5133	-43.36	-13	-30.36	-53.87	3.011	13.52	H
	6840	-40.64	-13	-27.64	-50.84	3.271	13.47	H
	3420	-48.09	-13	-35.09	-58.83	2.604	13.34	V
	5133	-45.53	-13	-32.53	-56.04	3.011	13.52	V
	6840	-41.45	-13	-28.45	-51.65	3.271	13.47	V
Lowest (1RB MAX)	3438	-47.45	-13	-34.45	-58.19	2.604	13.34	H
	5160	-41.44	-13	-28.44	-51.95	3.011	13.52	H
	6876	-42.06	-13	-29.06	-52.26	3.271	13.47	H
	3438	-46.63	-13	-33.63	-57.37	2.604	13.34	V
	5160	-44.22	-13	-31.22	-54.73	3.011	13.52	V
	6876	-41.29	-13	-28.29	-51.49	3.271	13.47	V
Middle (1RB0)	3492	-48.11	-13	-35.11	-58.85	2.604	13.34	H
	5238	-43.31	-13	-30.31	-53.82	3.011	13.52	H
	6984	-41.80	-13	-28.80	-52.00	3.271	13.47	H
	3492	-49.03	-13	-36.03	-59.77	2.604	13.34	V
	5238	-44.14	-13	-31.14	-54.65	3.011	13.52	V
	6984	-41.71	-13	-28.71	-51.91	3.271	13.47	V
Middle (1RB MAX)	3510	-47.71	-13	-34.71	-58.45	2.604	13.34	H
	5265	-45.38	-13	-32.38	-55.89	3.011	13.52	H
	7020	-43.05	-13	-30.05	-53.25	3.271	13.47	H
	3510	-47.79	-13	-34.79	-58.53	2.604	13.34	V
	5265	-43.37	-13	-30.37	-53.88	3.011	13.52	V
	7020	-43.16	-13	-30.16	-53.36	3.271	13.47	V
Highest (1RB0)	3522	-47.66	-13	-34.66	-58.40	2.604	13.34	H
	5283	-43.43	-13	-30.43	-53.94	3.011	13.52	H
	7044	-43.14	-13	-30.14	-53.34	3.271	13.47	H
	3522	-48.40	-13	-35.40	-59.14	2.604	13.34	V
	5283	-44.56	-13	-31.56	-55.07	3.011	13.52	V
	7044	-42.73	-13	-29.73	-52.93	3.271	13.47	V
Highest (1RB MAX)	3540	-47.98	-13	-34.98	-58.72	2.604	13.34	H
	5310	-43.54	-13	-30.54	-54.05	3.011	13.52	H
	7080	-42.56	-13	-29.56	-52.76	3.271	13.47	H
	3540	-46.79	-13	-33.79	-57.53	2.604	13.34	V
	5310	-45.02	-13	-32.02	-55.53	3.011	13.52	V
	7080	-42.45	-13	-29.45	-52.65	3.271	13.47	V

Remark: Spurious emissions within 30-1000MHz were found more than 20dB below limit line.

LTE Band 66C / 20MHz + 20MHz / QPSK for Ant 0								
Channel	Frequency (MHz)	ERP (dBm)	Limit (dBm)	Over Limit (dB)	S.G. Power (dBm)	TX Cable loss (dB)	TX Antenna Gain (dBi)	Polarization (H/V)
Lowest (1RB0)	3423	-48.69	-13	-35.69	-59.43	2.604	13.34	H
	5133	-43.85	-13	-30.85	-54.36	3.011	13.52	H
	6840	-42.00	-13	-29.00	-52.20	3.271	13.47	H
	3423	-49.11	-13	-36.11	-59.85	2.604	13.34	V
	5133	-46.48	-13	-33.48	-56.99	3.011	13.52	V
	6840	-42.81	-13	-29.81	-53.01	3.271	13.47	V
Lowest (1RB MAX)	3459	-48.28	-13	-35.28	-59.02	2.604	13.34	H
	5187	-42.77	-13	-29.77	-53.28	3.011	13.52	H
	6912	-41.48	-13	-28.48	-51.68	3.271	13.47	H
	3459	-49.01	-13	-36.01	-59.75	2.604	13.34	V
	5187	-44.58	-13	-31.58	-55.09	3.011	13.52	V
	6912	-40.75	-13	-27.75	-50.95	3.271	13.47	V
Middle (1RB0)	3471	-48.28	-13	-35.28	-59.02	2.604	13.34	H
	5208	-43.39	-13	-30.39	-53.90	3.011	13.52	H
	6948	-41.34	-13	-28.34	-51.54	3.271	13.47	H
	3471	-47.93	-13	-34.93	-58.67	2.604	13.34	V
	5208	-44.36	-13	-31.36	-54.87	3.011	13.52	V
	6948	-40.86	-13	-27.86	-51.06	3.271	13.47	V
Middle (1RB MAX)	3507	-47.97	-13	-34.97	-58.71	2.604	13.34	H
	5262	-43.28	-13	-30.28	-53.79	3.011	13.52	H
	7020	-43.00	-13	-30.00	-53.20	3.271	13.47	H
	3507	-47.75	-13	-34.75	-58.49	2.604	13.34	V
	5262	-45.15	-13	-32.15	-55.66	3.011	13.52	V
	7020	-42.09	-13	-29.09	-52.29	3.271	13.47	V
Highest (1RB0)	3483	-47.91	-13	-34.91	-58.65	2.604	13.34	H
	5223	-43.28	-13	-30.28	-53.79	3.011	13.52	H
	6960	-40.45	-13	-27.45	-50.65	3.271	13.47	H
	3483	-48.43	-13	-35.43	-59.17	2.604	13.34	V
	5223	-45.52	-13	-32.52	-56.03	3.011	13.52	V
	6960	-42.01	-13	-29.01	-52.21	3.271	13.47	V
Highest (1RB MAX)	3519	-47.42	-13	-34.42	-58.16	2.604	13.34	H
	5277	-43.22	-13	-30.22	-53.73	3.011	13.52	H
	7032	-42.97	-13	-29.97	-53.17	3.271	13.47	H
	3519	-47.94	-13	-34.94	-58.68	2.604	13.34	V
	5277	-45.28	-13	-32.28	-55.79	3.011	13.52	V
	7032	-41.98	-13	-28.98	-52.18	3.271	13.47	V

Remark: Spurious emissions within 30-1000MHz were found more than 20dB below limit line.