3.3.3 Test Procedures

The testing follows FCC KDB 789033 D02 General UNII Test Procedures New Rules v02r01.

Section F) Maximum power spectral density.

For devices operating in the bands 5.15 - 5.25 GHz, 5.25 - 5.35 GHz, and 5.47 - 5.725 GHz

<CDD Modes>

 # Method SA-2 #

(trace averaging across on and off times of the EUT transmissions, followed by duty cycle correction).

- Measure the duty cycle.
- Set span to encompass the entire emission bandwidth (EBW) of the signal.
- Set RBW = 1 MHz.
- Set VBW ≥ 3 MHz.
- Number of points in sweep ≥ 2 Span / RBW.
- Sweep time = auto.
- Detector = RMS
- Trace average at least 100 traces in power averaging mode.
- Add 10 log(1/x), where x is the duty cycle, to the measured power in order to compute the average power during the actual transmission times. For example, add 10 log(1/0.25) = 6 dB if the duty cycle is 25 percent.

For devices operating in the band 5.725 - 5.85 GHz

 # Method SA-2 #

(trace averaging across on and off times of the EUT transmissions, followed by duty cycle correction).

- Measure the duty cycle.
- Set span to encompass the entire emission bandwidth (EBW) of the signal.
- Set RBW = 500 kHz.
- Set VBW ≥ 1 MHz.
- Number of points in sweep ≥ 2 Span / RBW.
- Sweep time = auto.
- Detector = RMS
- Trace average at least 100 traces in power averaging mode.
- Add 10 log(1/x), where x is the duty cycle, to the measured power in order to compute the average power during the actual transmission times. For example, add 10 log(1/0.25) = 6 dB if the duty cycle is 25 percent.

<TXBF Modes>

 # Method SA-3 #

(power averaging (rms) detection with max hold):

- Set span to encompass the entire emission bandwidth (EBW) of the signal.
- Set RBW = 1 MHz.
- Set VBW ≥ 3 MHz
- Number of points in sweep ≥ 2 Span / RBW.
- Sweep time ≤ (number of points in sweep) × T, when duty cycle is less than 98 percent where T is the minimum transmission duration over which the transmitter is on and is transmitting at its maximum power control level for the tested mode of operation.
- Detector = power averaging (rms).
- Trace mode = max hold.
- Allow max hold to run for at least 60 seconds, or longer as needed to allow the trace to stabilize.

1. The RF output of EUT was connected to the spectrum analyzer by a low loss cable.
2. Each plot has already offset with cable loss, and attenuator loss. Measure the PPSD and record it.
3. For MIMO mode, calculation method follows FCC KDB 662911 D01 Multiple Transmitter Output v02r01.

For devices operating in the bands 5.15 - 5.25 GHz, 5.25 - 5.35 GHz, and 5.47 - 5.725 GHz

Method (a): Measure and sum the spectra across the outputs.

The total final Power Spectral Density is the bin-by-bin summation to obtain the combined spectrum. For the device with 2 transmitter outputs. The spectrum measurements of the individual outputs are all performed with the same span and number of points, the spectrum value in the first spectral bin of output 1 is summed with that in the first spectral bin of output 2 to obtain the value for the first frequency bin of the summed spectrum.

Method (b): Measure and sum spectral maxima across the outputs.

The measurement on each individual output were performed with the same span and number on each individual output. The maximum value (peak) of each spectrum is determined. These maximum values are then summed mathematically in linear power units across the outputs.

Method (c): Measure and add 10 log(N_{ANT}) dB, where N_{ANT} is the number of outputs.

The measurement on each individual output were performed with the same span and number on each individual output. The quantity 10 log(N_{ANT}) dB is added to each spectrum value before comparing to the emission limit.

For devices operating in the band 5.725 - 5.85 GHz

Method (c): Measure and add 10 log(N_{ANT}) dB.

With this technique, spectrum measurements are performed at each output of the device, but rather than summing the spectra or the spectral peaks across the outputs, the quantity 10 log(N_{ANT}) dB is added to each spectrum value before comparing to the emission limit. The addition of 10 log(N_{ANT}) dB serves to apportion the emission limit among the N_{ANT} outputs so that each output is permitted to contribute no more than $1/N_{ANT}$ th of the PSD limit.

3.3.4 Test Setup

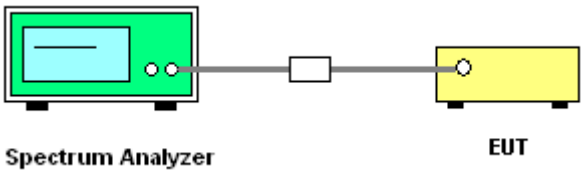

3.3.5 Test Result of Power Spectral Density

Test Engineer:	Jacob Zhang	**Temperature:**	21~25°C
		Relative Humidity:	51~54%

Test Mode	Antenna	Frequency[MHz]	Result [dBm/MHz]	Limit[dBm/MHz]	Verdict
11A-CDD	total	5180	10.79	≤11.00	PASS
	total	5220	10.32	≤11.00	PASS
	total	5240	10.35	≤11.00	PASS
	Ant1	5260	6.27	≤11.00	PASS
	Ant2	5260	6.79	≤11.00	PASS
	total	5260	9.55	≤11.00	PASS
	Ant1	5300	6.45	≤11.00	PASS
	Ant2	5300	6.64	≤11.00	PASS
	total	5300	9.56	≤11.00	PASS
	Ant1	5320	6.24	≤11.00	PASS
	Ant2	5320	6.38	≤11.00	PASS
	total	5320	9.32	≤11.00	PASS
	Ant1	5500	7.79	≤11.00	PASS
	Ant2	5500	7.49	≤11.00	PASS
	total	5500	10.55	≤11.00	PASS
	Ant1	5580	6.62	≤11.00	PASS
	Ant2	5580	6.63	≤11.00	PASS
	total	5580	9.64	≤11.00	PASS
	Ant1	5700	5.95	≤11.00	PASS
	Ant2	5700	6.92	≤11.00	PASS
	total	5700	9.47	≤11.00	PASS
	Ant1	5720_UNII-2C	6.42	≤11.00	PASS

	Ant2	5720_UNII-2C	6.96	≤11.00	PASS
	total	5720_UNII-2C	9.71	≤11.00	PASS
	Ant1	5720_UNII-3	1.13	≤11.00	PASS
	Ant2	5720_UNII-3	1.57	≤11.00	PASS
	total	5720_UNII-3	4.37	≤11.00	PASS
	Ant1	5745	6.5	≤30.00	PASS
	Ant2	5745	6.54	≤30.00	PASS
	total	5745	9.53	≤30.00	PASS
	Ant1	5785	6.63	≤30.00	PASS
	Ant2	5785	6.37	≤30.00	PASS
	total	5785	9.51	≤30.00	PASS
	Ant1	5825	5.45	≤30.00	PASS
	Ant2	5825	11.29	≤30.00	PASS
	total	5825	9.35	≤30.00	PASS
11AX20MIMO	Ant1	5180	7.32	≤11.00	PASS
	Ant2	5180	8.22	≤11.00	PASS
	total	5180	10.91	≤11.00	PASS
	Ant1	5220	6.03	≤11.00	PASS
	Ant2	5220	7.02	≤11.00	PASS
	total	5220	9.56	≤11.00	PASS
	Ant1	5240	6.17	≤11.00	PASS
	Ant2	5240	7.15	≤11.00	PASS
	total	5240	9.70	≤11.00	PASS
	Ant1	5260	6.43	≤11.00	PASS
	Ant2	5260	7.21	≤11.00	PASS
	total	5260	9.85	≤11.00	PASS
	Ant1	5300	6.98	≤11.00	PASS
	Ant2	5300	6.57	≤11.00	PASS
	total	5300	9.79	≤11.00	PASS
	Ant1	5320	6.81	≤11.00	PASS
	Ant2	5320	6.81	≤11.00	PASS
	total	5320	9.82	≤11.00	PASS
	Ant1	5500	7.83	≤11.00	PASS
	Ant2	5500	7.88	≤11.00	PASS
	total	5500	10.97	≤11.00	PASS
	Ant1	5580	6.94	≤11.00	PASS
	Ant2	5580	6.61	≤11.00	PASS
	total	5580	9.79	≤11.00	PASS
	Ant1	5700	6.52	≤11.00	PASS
	Ant2	5700	6.93	≤11.00	PASS
	total	5700	9.74	≤11.00	PASS
	Ant1	5720_UNII-2C	6.8	≤11.00	PASS
	Ant2	5720_UNII-2C	7.18	≤11.00	PASS
	total	5720_UNII-2C	10.00	≤11.00	PASS
	Ant1	5720_UNII-3	1.36	≤11.00	PASS
	Ant2	5720_UNII-3	1.78	≤11.00	PASS
	total	5720_UNII-3	4.59	≤11.00	PASS
	Ant1	5745	6.69	≤30.00	PASS
	Ant2	5745	6.79	≤30.00	PASS
	total	5745	9.75	≤30.00	PASS

	Ant1	5785	7.02	≤30.00	PASS
	Ant2	5785	6.64	≤30.00	PASS
	total	5785	9.84	≤30.00	PASS
	Ant1	5825	5.88	≤30.00	PASS
	Ant2	5825	6.05	≤30.00	PASS
	total	5825	11.28	≤30.00	PASS
11AX40MIMO	Ant1	5190	4.15	≤11.00	PASS
	Ant2	5190	4.56	≤11.00	PASS
	total	5190	7.37	≤11.00	PASS
	Ant1	5230	3.78	≤11.00	PASS
	Ant2	5230	4.5	≤11.00	PASS
	total	5230	7.17	≤11.00	PASS
	Ant1	5270	3.23	≤11.00	PASS
	Ant2	5270	3.64	≤11.00	PASS
	total	5270	6.45	≤11.00	PASS
	Ant1	5310	2.18	≤11.00	PASS
	Ant2	5310	1.93	≤11.00	PASS
	total	5310	5.07	≤11.00	PASS
	Ant1	5510	1.98	≤11.00	PASS
	Ant2	5510	2.42	≤11.00	PASS
	total	5510	5.22	≤11.00	PASS
	Ant1	5550	4.21	≤11.00	PASS
	Ant2	5550	3.57	≤11.00	PASS
	total	5550	6.91	≤11.00	PASS
	Ant1	5670	3.73	≤11.00	PASS
	Ant2	5670	3.85	≤11.00	PASS
	total	5670	6.80	≤11.00	PASS
	Ant1	5710_UNII-2C	3.8	≤11.00	PASS
	Ant2	5710_UNII-2C	3.9	≤11.00	PASS
	total	5710_UNII-2C	6.86	≤11.00	PASS
	Ant1	5710_UNII-3	0.39	≤11.00	PASS
	Ant2	5710_UNII-3	0.44	≤11.00	PASS
	total	5710_UNII-3	3.43	≤11.00	PASS
	Ant1	5755	1.83	≤30.00	PASS
	Ant2	5755	1.84	≤30.00	PASS
	total	5755	4.85	≤30.00	PASS
	Ant1	5795	2.28	≤30.00	PASS
	Ant2	5795	2.02	≤30.00	PASS
	total	5795	5.16	≤30.00	PASS
11AX80MIMO	Ant1	5210	0.23	≤11.00	PASS
	Ant2	5210	0.48	≤11.00	PASS
	total	5210	3.37	≤11.00	PASS
	Ant1	5290	-1.01	≤11.00	PASS
	Ant2	5290	-0.35	≤11.00	PASS
	total	5290	2.34	≤11.00	PASS
	Ant1	5530	-0.51	≤11.00	PASS
	Ant2	5530	-0.43	≤11.00	PASS
	total	5530	2.54	≤11.00	PASS
	Ant1	5610	1.2	≤11.00	PASS
	Ant2	5610	0.71	≤11.00	PASS

	total	5610	3.97	≤11.00	PASS
	Ant1	5690_UNII-2C	0.93	≤11.00	PASS
	Ant2	5690_UNII-2C	1.05	≤11.00	PASS
	total	5690_UNII-2C	4.00	≤11.00	PASS
	Ant1	5690_UNII-3	-2.71	≤11.00	PASS
	Ant2	5690_UNII-3	-2.52	≤11.00	PASS
	total	5690_UNII-3	0.40	≤11.00	PASS
	Ant1	5775	-0.62	≤30.00	PASS
	Ant2	5775	-0.99	≤30.00	PASS
	total	5775	2.21	≤30.00	PASS

Note :

1. The Result and Limit Unit is dBm/500 kHz in the band 5.725–5.85 GHz.
2. The Duty Cycle Factor and RBW Factor is compensated in the graph.

11ax Partial RU of U NII-1													
Mod.	Data Rate	NTX	CH.	Freq. (MHz)	RU Config.	Average Power Density (dBm/MHz)			Average PSD Limit (dBm/MHz)		DG (dBi)		Pass /Fail
						Ant 1	Ant 2	SUM	Ant 1	Ant 2	Ant 1	Ant 2	
HE20	MCS0	2	36	5180	26RU	-		10.78	11.00		4.61		Pass
HE20	MCS0	2	36	5180	52RU			10.89	11.00		4.61		Pass
HE20	MCS0	2	36	5180	106RU			10.90	11.00		4.61		Pass
HE20	MCS0	2	44	5220	26/0			9.35	11.00		4.61		Pass
HE20	MCS0	2	44	5220	52/37			9.26	11.00		4.61		Pass
HE20	MCS0	2	44	5220	106/53			9.39	11.00		4.61		Pass
HE20	MCS0	2	48	5240	26/8			9.62	11.00		4.61		Pass
HE20	MCS0	2	48	5240	52/40			9.49	11.00		4.61		Pass
HE20	MCS0	2	48	5240	106/54			9.44	11.00		4.61		Pass
HE40	MCS0	2	38	5190	242/61			7.03	11.00		4.61		Pass
HE40	MCS0	2	46	5230	242/62			6.82	11.00		4.61		Pass
HE80	MCS0	2	42	5210	484/65			3.03	11.00		4.61		Pass

11ax Partial RU of U NII-2A													
Mod.	Data Rate	NTX	CH.	Freq. (MHz)	RU Config.	Average Power Density (dBm/MHz)			Average PSD Limit (dBm/MHz)		DG (dBi)		Pass /Fail
						Ant 1	Ant 2	SUM	Ant 1	Ant 2	Ant 1	Ant 2	
HE20	MCS0	2	52	5260	26/0	-		9.69	11.00		4.87		Pass
HE20	MCS0	2	52	5260	52/37			9.55	11.00		4.87		Pass
HE20	MCS0	2	52	5260	106/53			9.66	11.00		4.87		Pass
HE20	6.96	2	60	5300	26/0			9.52	11.00		4.87		Pass
HE20	MCS0	2	60	5300	52/37			9.30	11.00		4.87		Pass
HE20	MCS0	2	60	5300	106/53			9.62	11.00		4.87		Pass
HE20	MCS0	2	64	5320	26/8			9.67	11.00		4.87		Pass
HE20	MCS0	2	64	5320	52/40			9.69	11.00		4.87		Pass
HE20	MCS0	2	64	5320	106/54			9.72	11.00		4.87		Pass
HE40	MCS0	2	54	5270	242/61			6.39	11.00		4.87		Pass
HE40	MCS0	2	62	5310	242/62			4.98	11.00		4.87		Pass
HE80	MCS0	2	58	5290	484/66			2.32	11.00		4.87		Pass

11ax Partial RU of U NII-2C													
Mod.	Data Rate	NTX	CH.	Freq. (MHz)	RU Config.	Average Power Density (dBm/MHz)			Average PSD Limit (dBm/MHz)		DG (dBi)		Pass /Fail
						Ant 1	Ant 2	SUM	Ant 1	Ant 2	Ant 1	Ant 2	
HE20	MCS0	2	100	5500	26/0	-		10.74	11.00		4.08		Pass
HE20	MCS0	2	100	5500	52/37			10.75	11.00		4.08		Pass
HE20	MCS0	2	100	5500	106/53			10.74	11.00		4.08		Pass
HE20	MCS0	2	116	5580	26/0			9.47	11.00		4.08		Pass
HE20	MCS0	2	116	5580	52/37			9.49	11.00		4.08		Pass
HE20	MCS0	2	116	5580	106/53			9.69	11.00		4.08		Pass
HE20	MCS0	2	140	5700	26/8			9.34	11.00		4.08		Pass
HE20	MCS0	2	140	5700	52/40			9.71	11.00		4.08		Pass
HE20	MCS0	2	140	5700	106/54			9.71	11.00		4.08		Pass
HE20	MCS0	2	144	5720	26/8			9.96	11.00		4.08		Pass
HE20	MCS0	2	144	5720	52/40			9.81	11.00		4.08		Pass
HE20	MCS0	2	144	5720	106/54			9.78	11.00		4.08		Pass
HE40	MCS0	2	102	5510	242/61			4.85	11.00		4.08		Pass
HE40	MCS0	2	110	5550	242/61			6.58	11.00		4.08		Pass
HE40	MCS0	2	134	5670	242/62			6.55	11.00		4.08		Pass
HE40	MCS0	2	142	5710	242/62			6.72	11.00		4.08		Pass
HE80	MCS0	2	106	5530	484/65			2.26	11.00		4.08		Pass
HE80	MCS0	2	122	5610	484/66			3.58	11.00		4.08		Pass
HE80	MCS0	2	138	5690	484/66			3.82	11.00		4.08		Pass

11ax Partial RU of U NII-3															
Mod.	Data Rate	NTX	CH.	Freq. (MHz)	RU Config.	10log (500kHz /RBW) Factor (dB)		Average Power Density (dBm/500kHz)			Average PSD Limit (dBm/500kHz)		DG (dBi)		Pass /Fail
						Ant 1	Ant 2	Ant 1	Ant 2	SUM	Ant 1	Ant 2	Ant 1	Ant 2	
HE20	MCS0	2	149	5745	26/0	2.22		5.53	6.49	9.50	30.00		3.56		Pass
HE20	MCS0	2	149	5745	52/37	2.22		5.67	6.68	9.69	30.00		3.56		Pass
HE20	MCS0	2	149	5745	106/53	2.22		5.65	6.46	9.47	30.00		3.56		Pass
HE20	MCS0	2	157	5785	26/4	2.22		5.76	6.43	9.44	30.00		3.56		Pass
HE20	MCS0	2	157	5785	52/38	2.22		5.85	6.44	9.45	30.00		3.56		Pass
HE20	MCS0	2	157	5785	106/53	2.22		5.67	6.23	9.24	30.00		3.56		Pass
HE20	MCS0	2	165	5825	26/8	2.22		6.09	6.27	9.28	30.00		3.56		Pass
HE20	MCS0	2	165	5825	52/40	2.22		6.07	6.48	9.49	30.00		3.56		Pass
HE20	MCS0	2	165	5825	106/54	2.22		6.13	6.41	9.42	30.00		3.56		Pass
HE40	MCS0	2	151	5755	242/61	2.22		1.19	1.78	4.79	30.00		3.56		Pass
HE40	MCS0	2	159	5795	242/62	2.22		1.15	1.98	4.99	30.00		3.56		Pass
HE80	MCS0	2	155	5775	484/65	2.22		-1.48	-0.94	2.07	30.00		3.56		Pass
HE80	MCS0	2	155	5775	484/66	2.22		-1.58	-1.12	1.89	30.00		3.56		Pass

Note: PSD Sum = Max PSD(Ant. 1, Ant. 2) + 10 log (n)

<Tx Beamforming Mode>

Test Mode	Antenna	Frequency[MHz]	Result [dBm/MHz]	Limit[dBm/MHz]	Verdict
11AX20MIMO	Ant1	5180	3.22	≤11.00	PASS
	Ant2	5180	3.8	≤11.00	PASS
	total	5180	9.64	≤11.00	PASS
	Ant1	5220	3.36	≤11.00	PASS
	Ant2	5220	3.69	≤11.00	PASS
	total	5220	9.65	≤11.00	PASS
	Ant1	5240	3.59	≤11.00	PASS
	Ant2	5240	3.86	≤11.00	PASS
	total	5240	9.85	≤11.00	PASS
	Ant1	5260	2.95	≤11.00	PASS
	Ant2	5260	3.37	≤11.00	PASS
	total	5260	9.29	≤11.00	PASS
	Ant1	5300	2.98	≤11.00	PASS
	Ant2	5300	3.6	≤11.00	PASS
	total	5300	9.42	≤11.00	PASS
	Ant1	5320	3.46	≤11.00	PASS
	Ant2	5320	3.3	≤11.00	PASS
	total	5320	9.50	≤11.00	PASS
	Ant1	5500	3.88	≤11.00	PASS
	Ant2	5500	3.88	≤11.00	PASS
	total	5500	10	≤11.00	PASS
	Ant1	5580	3.7	≤11.00	PASS
	Ant2	5580	3.69	≤11.00	PASS
	total	5580	9.82	≤11.00	PASS
	Ant1	5700	3.42	≤11.00	PASS
	Ant2	5700	3.61	≤11.00	PASS
	total	5700	9.64	≤11.00	PASS
	Ant1	5720_UNII-2C	3.12	≤11.00	PASS
	Ant2	5720_UNII-2C	4.04	≤11.00	PASS
	total	5720_UNII-2C	9.73	≤11.00	PASS
	Ant1	5720_UNII-3	-2.33	≤11.00	PASS
	Ant2	5720_UNII-3	-1.89	≤11.00	PASS
	total	5720_UNII-3	4.02	≤11.00	PASS
	Ant1	5745	4.97	≤30.00	PASS
	Ant2	5745	5.36	≤30.00	PASS
	total	5745	11.29	≤30.00	PASS
	Ant1	5785	5.88	≤30.00	PASS
	Ant2	5785	5.68	≤30.00	PASS
	total	5785	11.90	≤30.00	PASS
	Ant1	5825	5.26	≤30.00	PASS
	Ant2	5825	5.91	≤30.00	PASS
	total	5825	11.72	≤30.00	PASS
11AX40MIMO	Ant1	5190	2.25	≤11.00	PASS
	Ant2	5190	2.59	≤11.00	PASS
	total	5190	9.88	≤11.00	PASS
	Ant1	5230	1.94	≤11.00	PASS
	Ant2	5230	2.46	≤11.00	PASS
	total	5230	9.66	≤11.00	PASS
	Ant1	5270	1.69	≤11.00	PASS
	Ant2	5270	1.55	≤11.00	PASS

	total	5270	9.07	≤11.00	PASS
	Ant1	5310	4.19	≤11.00	PASS
	Ant2	5310	3.96	≤11.00	PASS
	total	5310	6.67	≤11.00	PASS
	Ant1	5510	4.38	≤11.00	PASS
	Ant2	5510	3.66	≤11.00	PASS
	total	5510	6.67	≤11.00	PASS
	Ant1	5550	1.86	≤11.00	PASS
	Ant2	5550	1.82	≤11.00	PASS
	total	5550	9.29	≤11.00	PASS
	Ant1	5670	2.07	≤11.00	PASS
	Ant2	5670	1.57	≤11.00	PASS
	total	5670	9.28	≤11.00	PASS
	Ant1	5710_UNII-2C	1.54	≤11.00	PASS
	Ant2	5710_UNII-2C	2.01	≤11.00	PASS
	total	5710_UNII-2C	9.23	≤11.00	PASS
	Ant1	5710_UNII-3	-1.55	≤11.00	PASS
	Ant2	5710_UNII-3	-1.7	≤11.00	PASS
	total	5710_UNII-3	5.83	≤11.00	PASS
	Ant1	5755	0.81	≤30.00	PASS
	Ant2	5755	0.47	≤30.00	PASS
	total	5755	8.1	≤30.00	PASS
	Ant1	5795	1.47	≤30.00	PASS
	Ant2	5795	0.77	≤30.00	PASS
	total	5795	8.59	≤30.00	PASS
11AX80MIMO	Ant1	5210	2.36	≤11.00	PASS
	Ant2	5210	3.35	≤11.00	PASS
	total	5210	5.36	≤11.00	PASS
	Ant1	5290	1.43	≤11.00	PASS
	Ant2	5290	1.41	≤11.00	PASS
	total	5290	3.90	≤11.00	PASS
	Ant1	5530	0.84	≤11.00	PASS
	Ant2	5530	1.45	≤11.00	PASS
	total	5530	4.05	≤11.00	PASS
	Ant1	5610	-3.62	≤11.00	PASS
	Ant2	5610	-4.09	≤11.00	PASS
	total	5610	6.07	≤11.00	PASS
	Ant1	5690_UNII-2C	-4.38	≤11.00	PASS
	Ant2	5690_UNII-2C	-3.67	≤11.00	PASS
	total	5690_UNII-2C	5.92	≤11.00	PASS
	Ant1	5690_UNII-3	-7.81	≤11.00	PASS
	Ant2	5690_UNII-3	-7.76	≤11.00	PASS
	total	5690_UNII-3	2.14	≤11.00	PASS
	Ant1	5775	-4.84	≤30.00	PASS
	Ant2	5775	-5.65	≤30.00	PASS
	total	5775	4.69	≤30.00	PASS

Note :

1. The Result and Limit Unit is dBm/500 kHz in the band 5.725–5.85 GHz.
2. The Duty Cycle Factor and RBW Factor is compensated in the graph.

3.3.6 Test Graphs of Power Spectral Density

11A-CDD_Ant1+2_5180

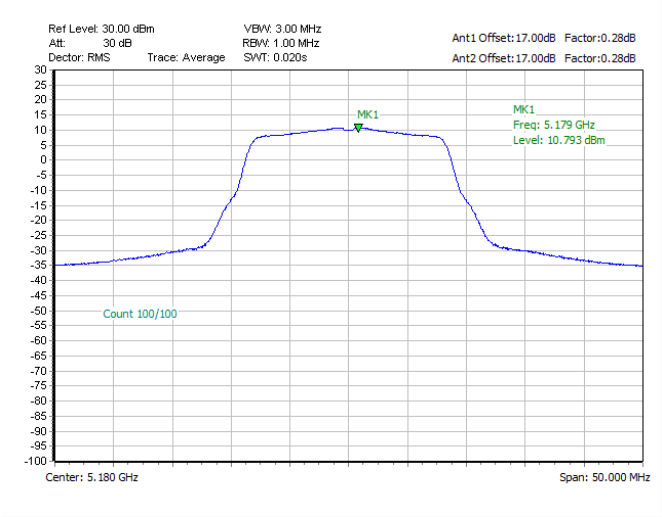

11A-CDD_Ant1+2_5220

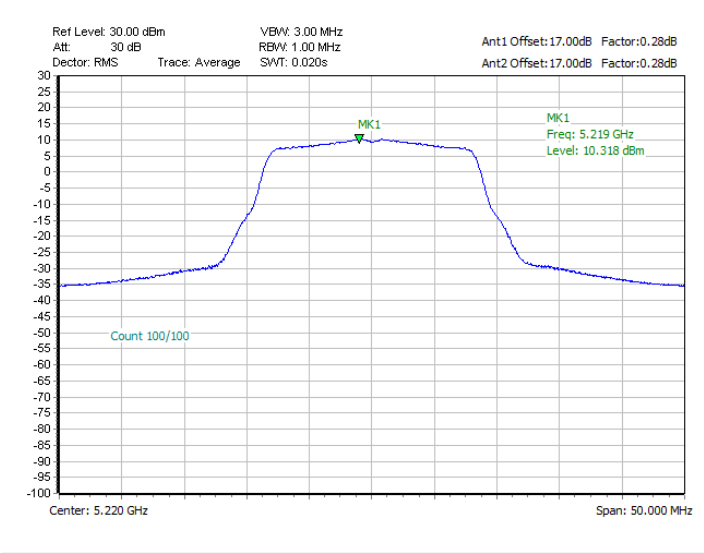

11A-CDD_Ant1+2_5240

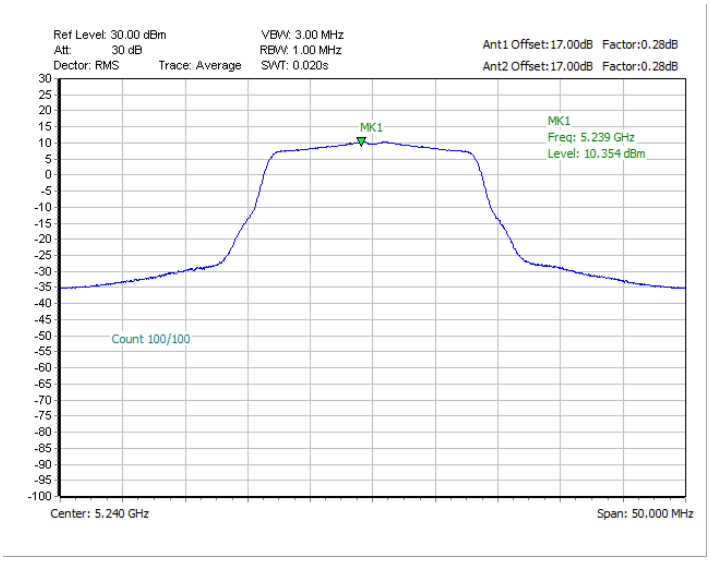

11A-CDD_Ant1_5260

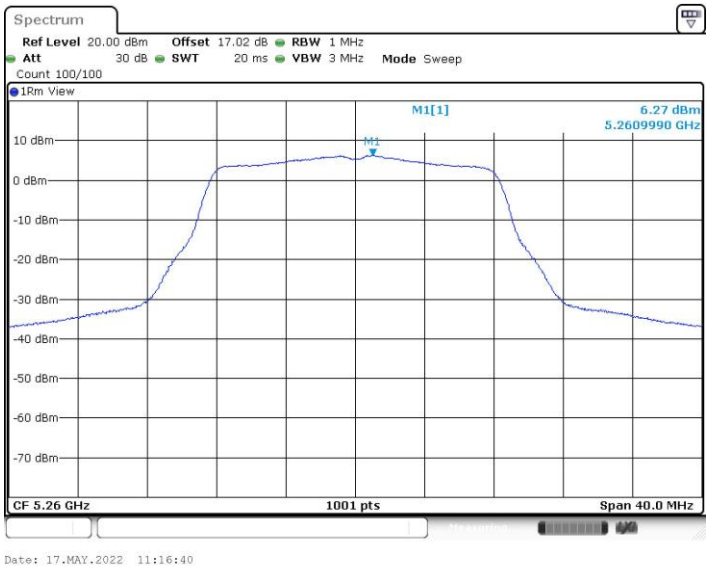

11A-CDD_Ant2_5260

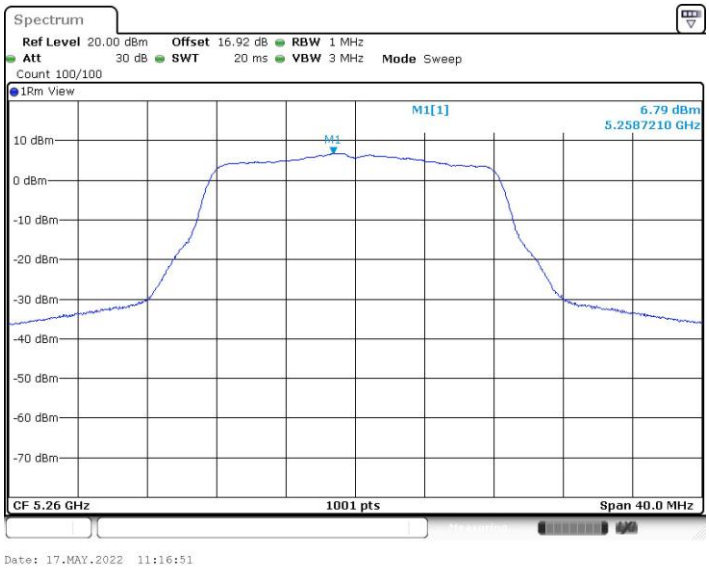

11A-CDD_Ant1_5300

11A-CDD_Ant2_5300

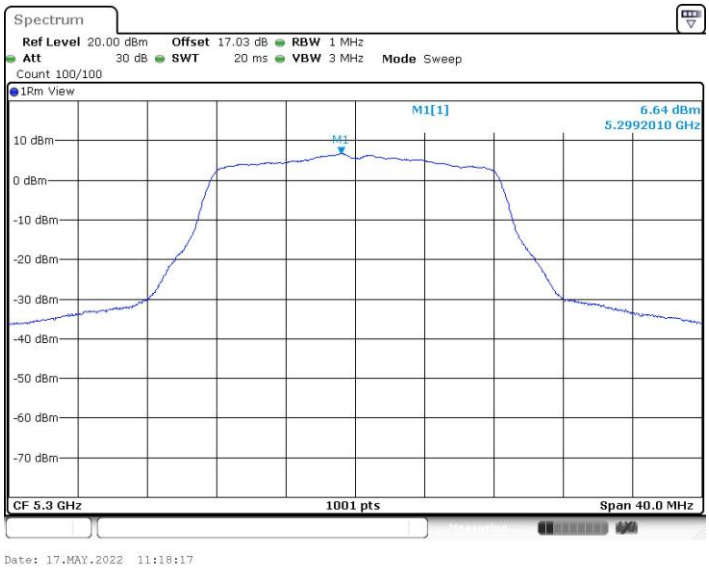

11A-CDD_Ant1_5320

11A-CDD_Ant2_5320

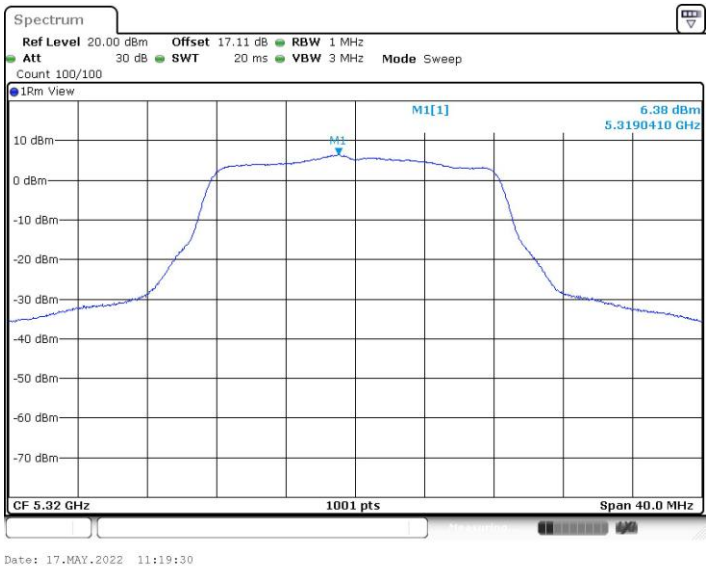

11A-CDD_Ant1+2_5500

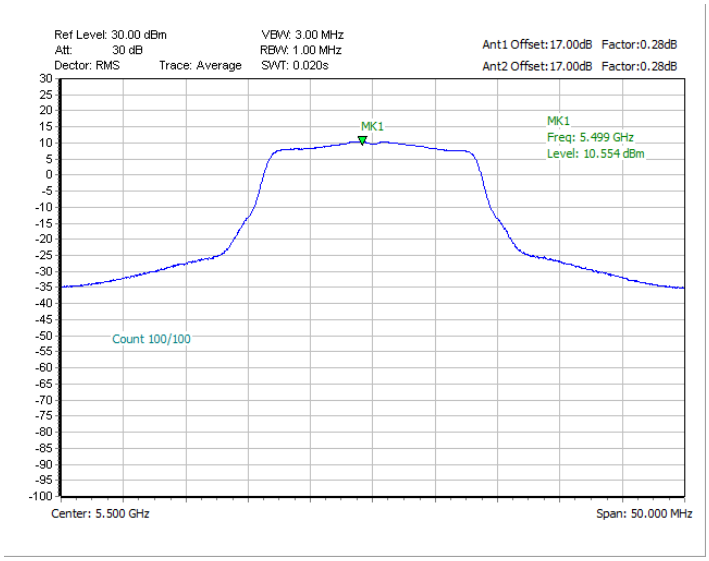

11A-CDD_Ant1_5580

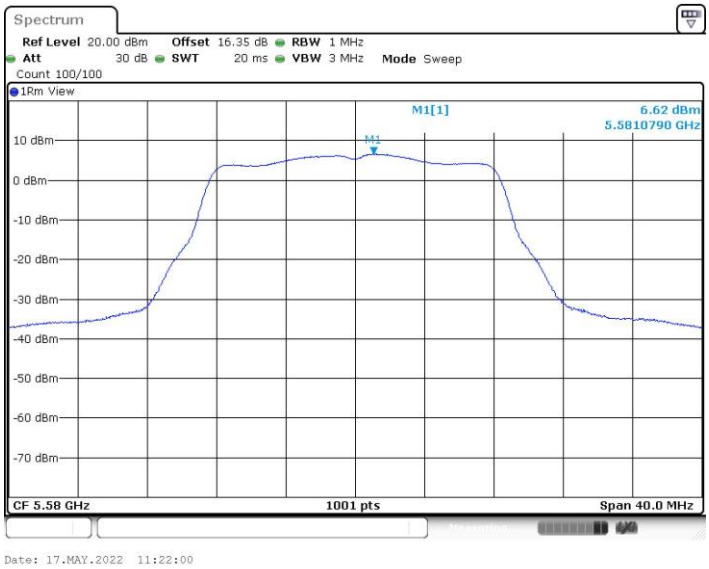

11A-CDD_Ant2_5580

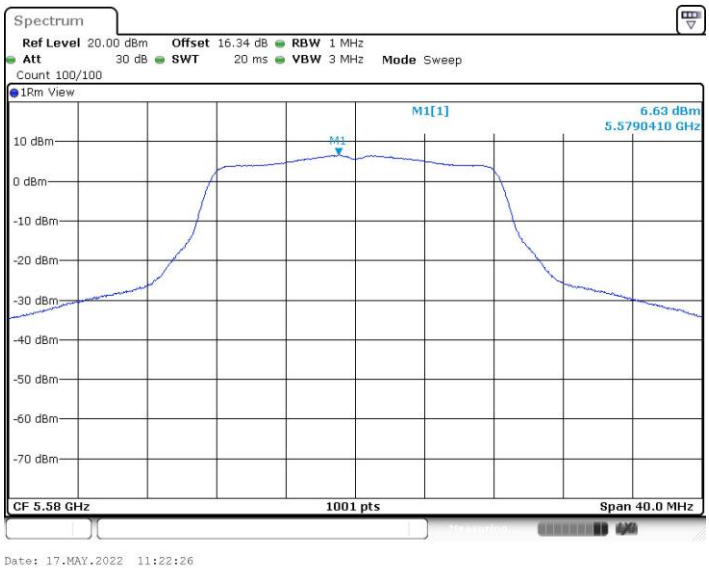

11A-CDD_Ant1_5700

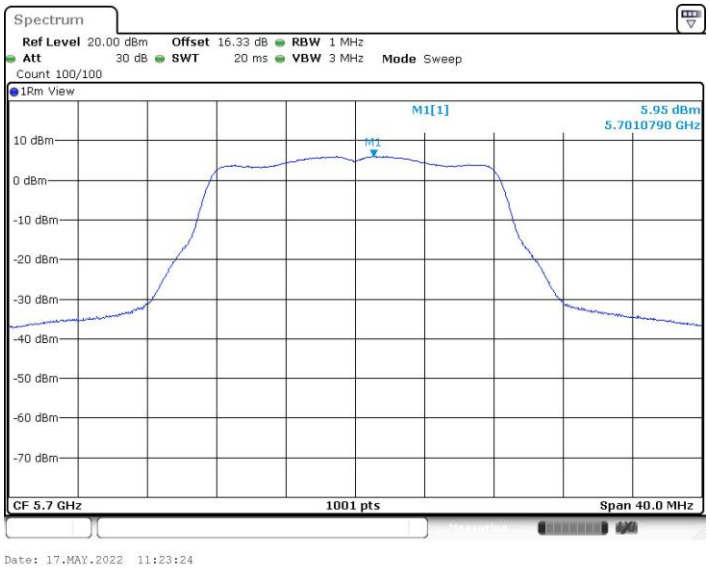

11A-CDD_Ant2_5700

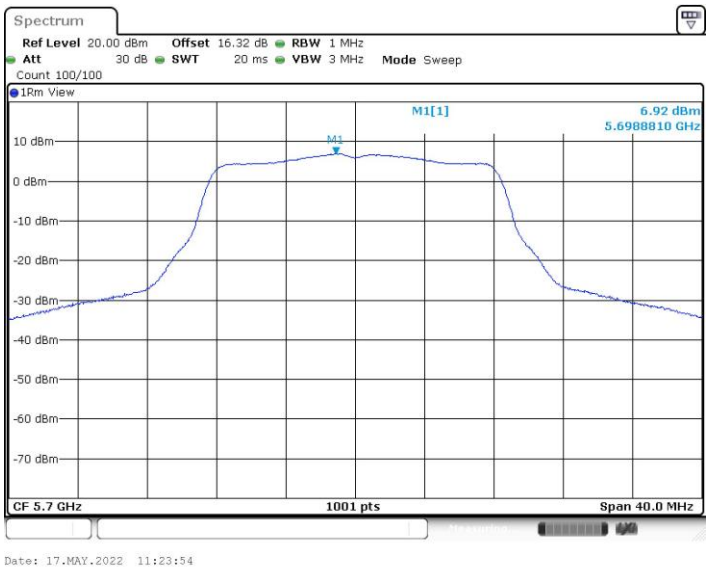

11A-CDD_Ant1_5720_UNII-2C

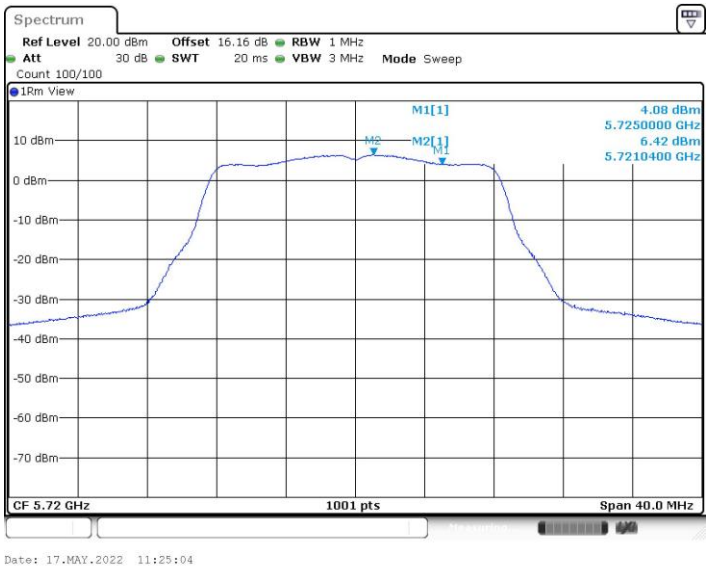

11A-CDD_Ant2_5720_UNII-2C

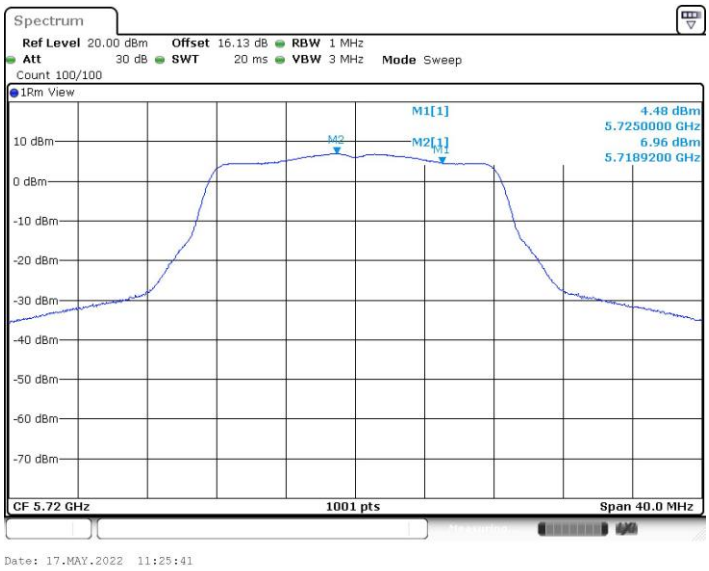

11A-CDD_Ant1_5720_UNII-3

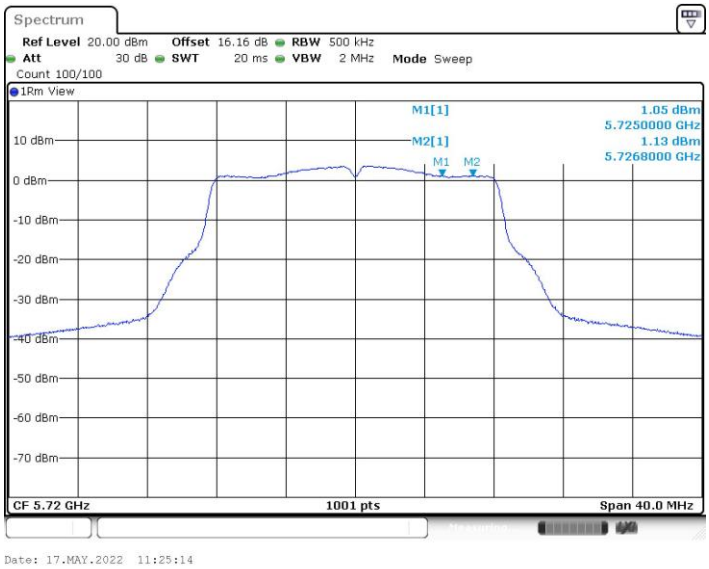

11A-CDD_Ant2_5720_UNII-3

11A-CDD_Ant1_5745

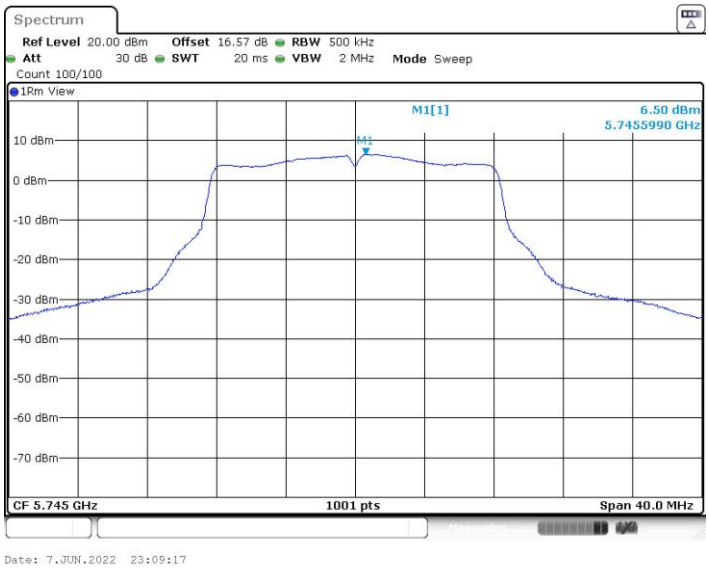

11A-CDD_Ant2_5745

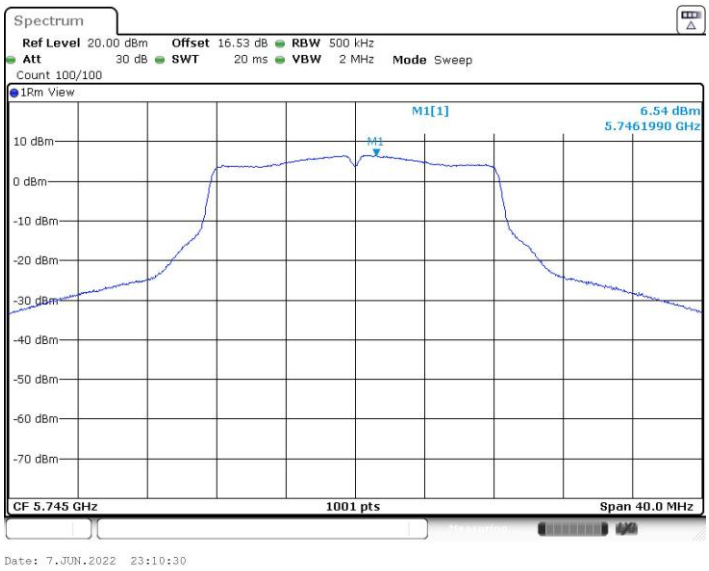

11A-CDD_Ant1_5785

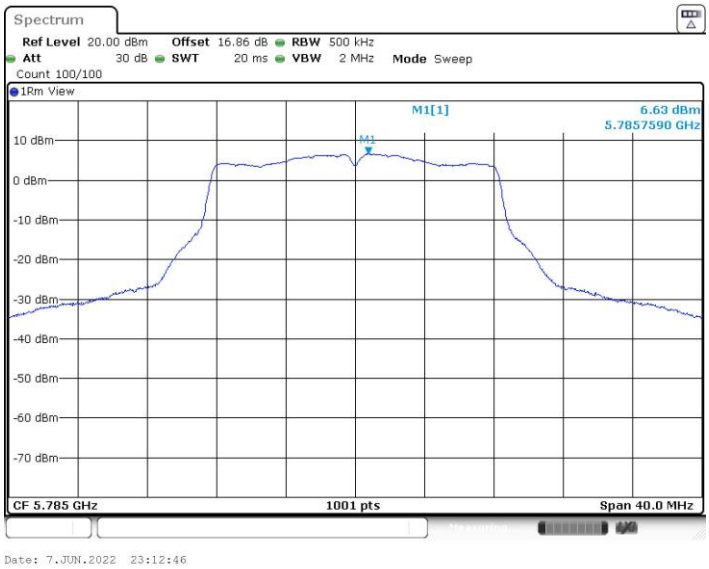

11A-CDD_Ant2_5785

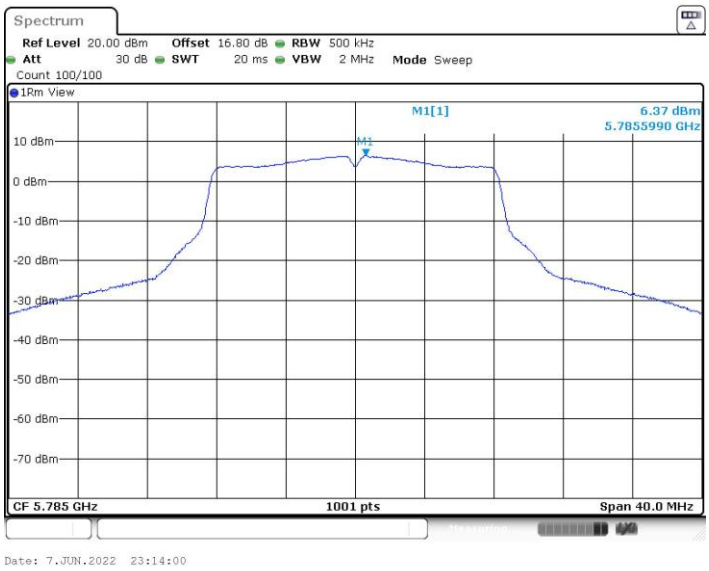

11A-CDD_Ant1_5825

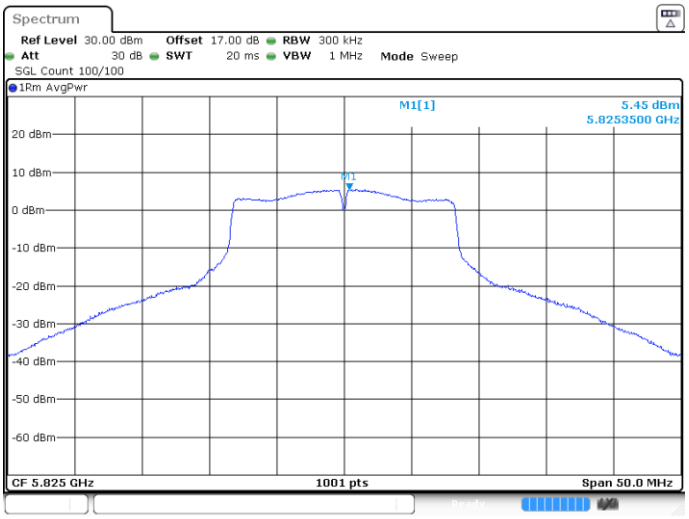

11A-CDD_Ant2_5825

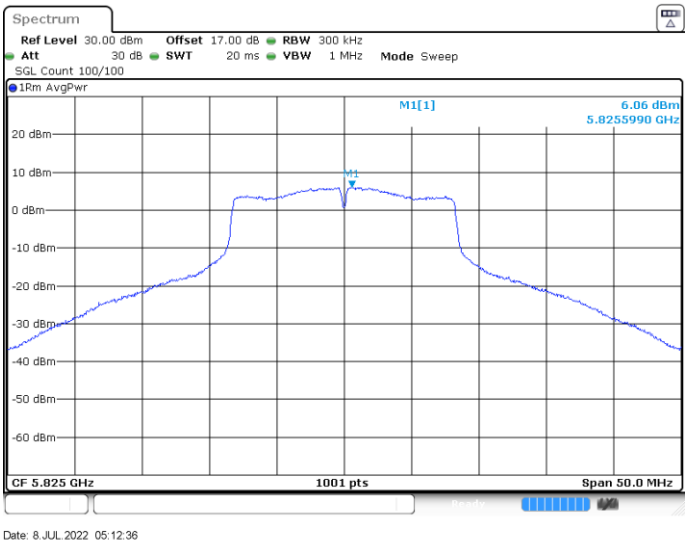

11AX20MIMO_Ant1_5180

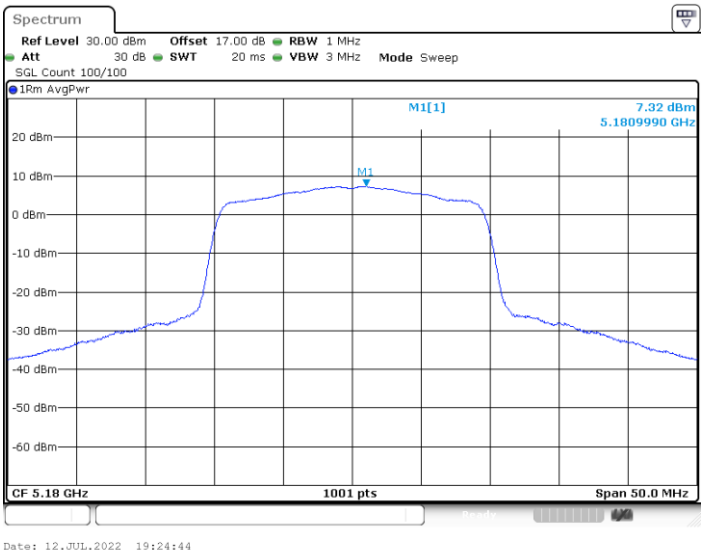

11AX20MIMO_Ant2_5180

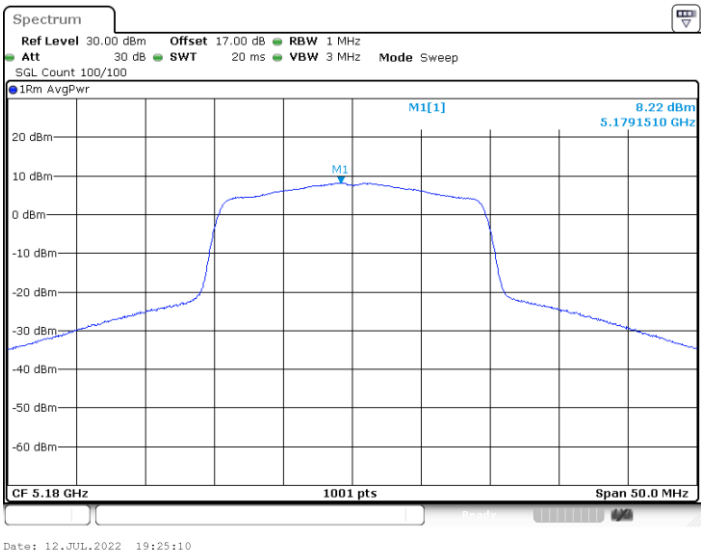

11AX20MIMO_Ant1_5220

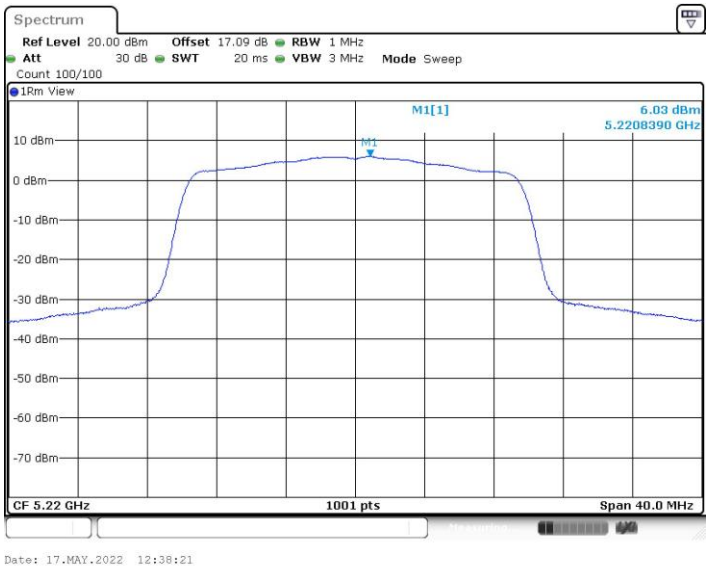

11AX20MIMO_Ant2_5220

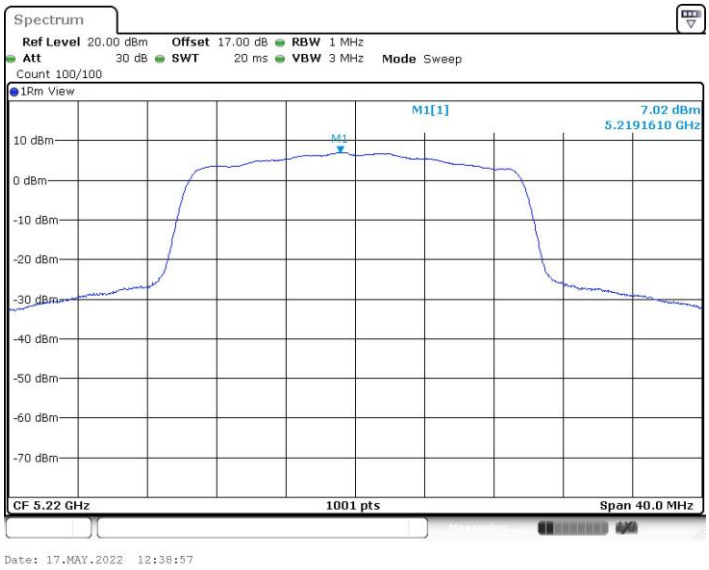

11AX20MIMO_Ant1_5240

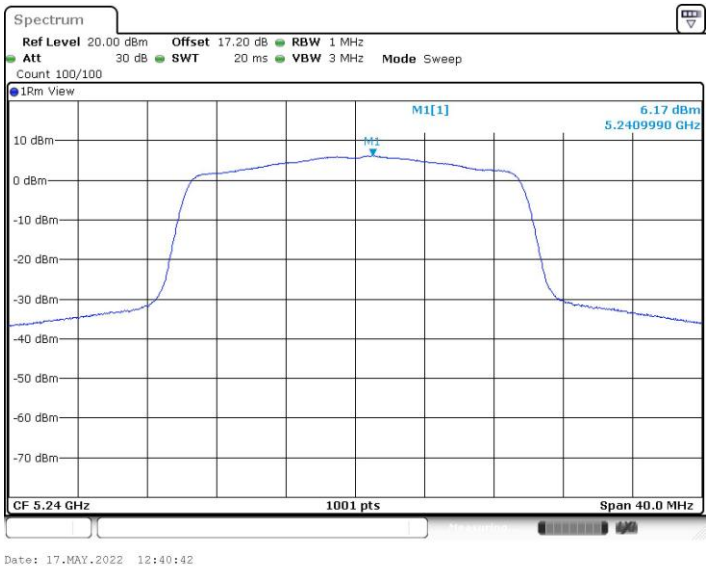

11AX20MIMO_Ant2_5240

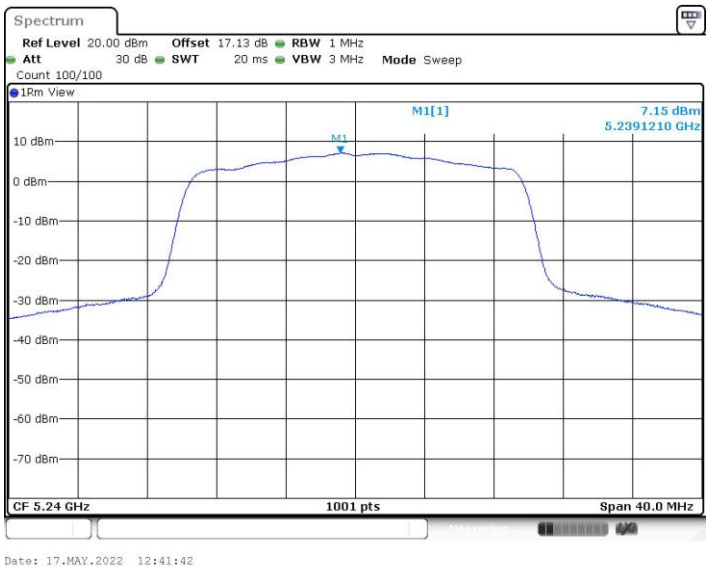

11AX20MIMO_Ant1_5260
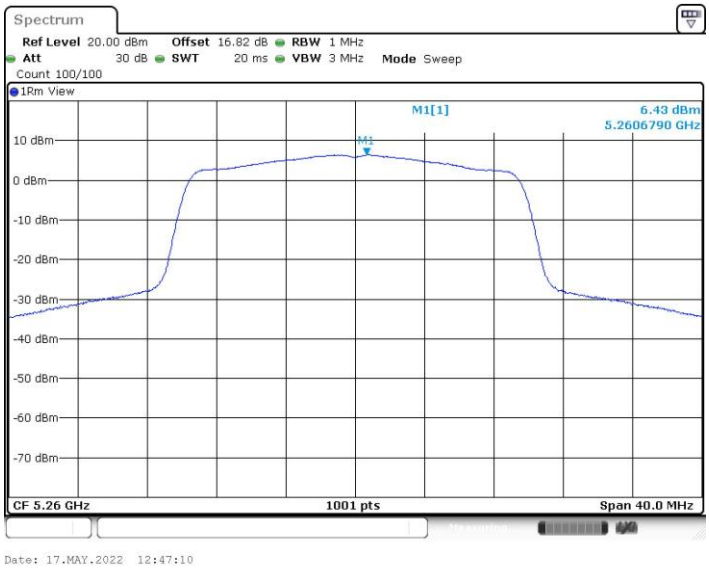

11AX20MIMO_Ant2_5260
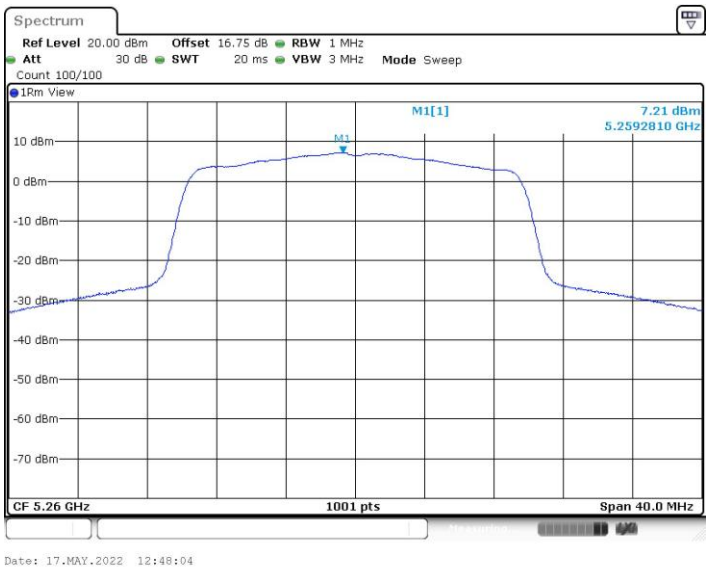

11AX20MIMO_Ant1_5300

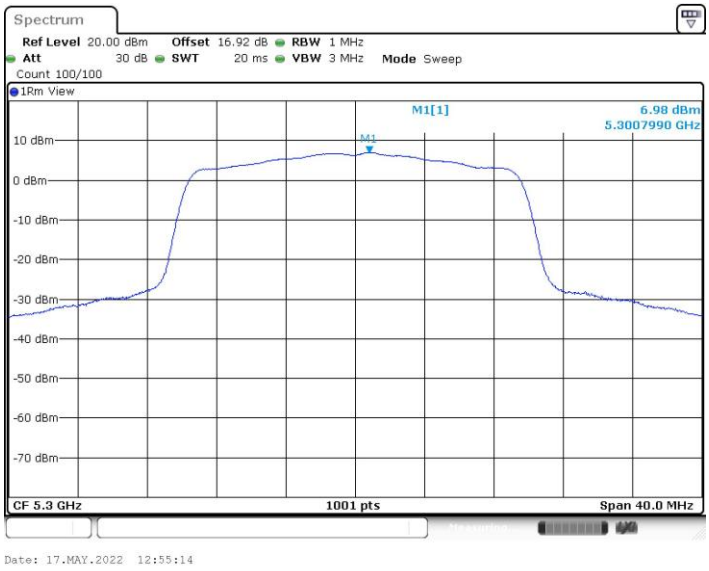

11AX20MIMO_Ant2_5300

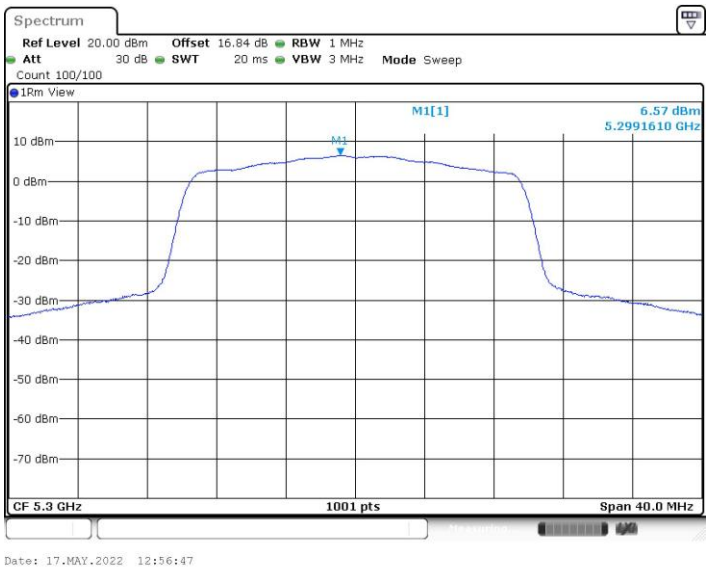

11AX20MIMO_Ant1_5320

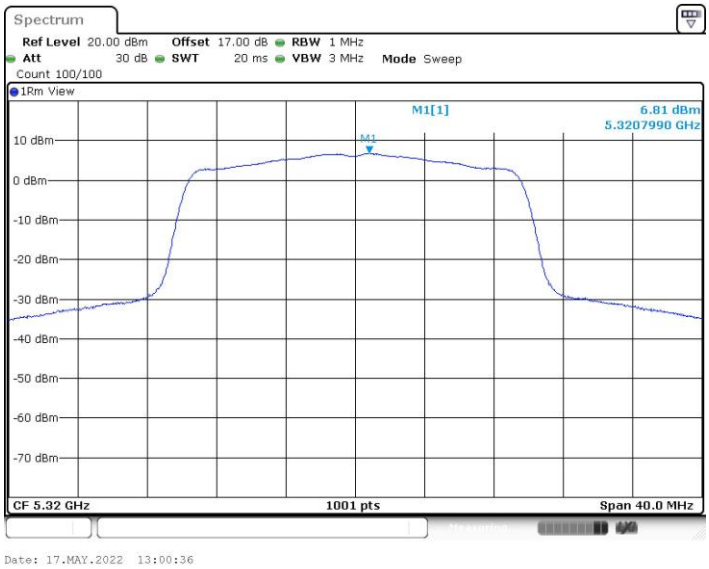

11AX20MIMO_Ant2_5320

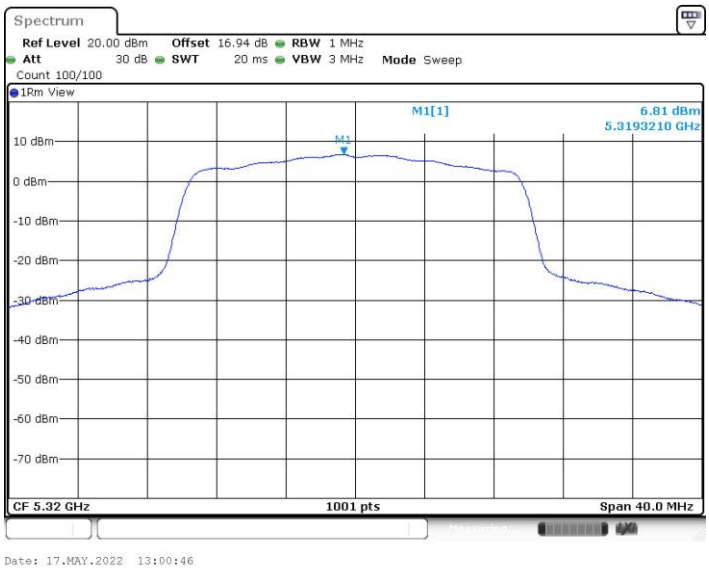

11AX20MIMO_Ant1_5500

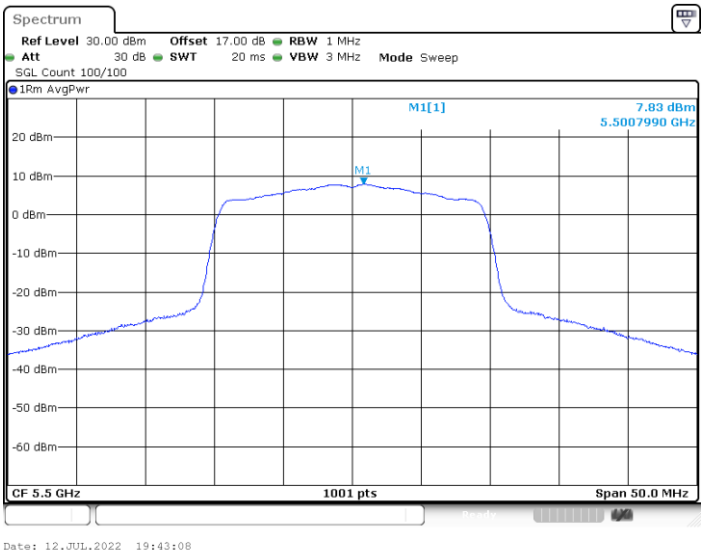

11AX20MIMO_Ant2_5500

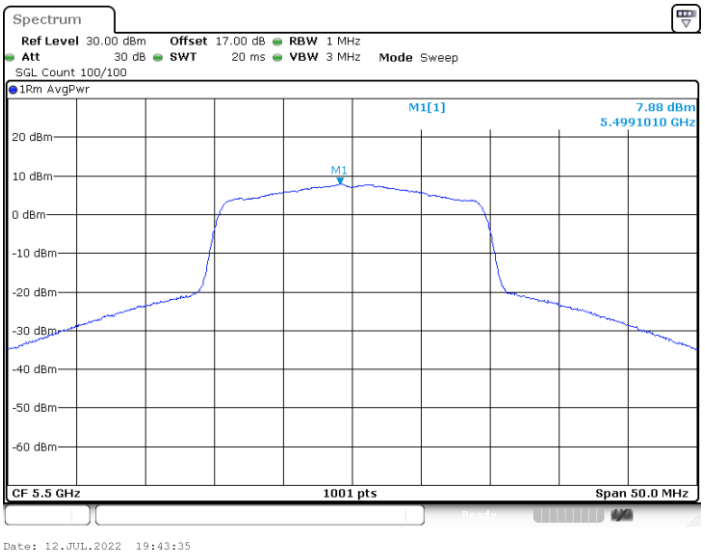

11AX20MIMO_Ant1_5580

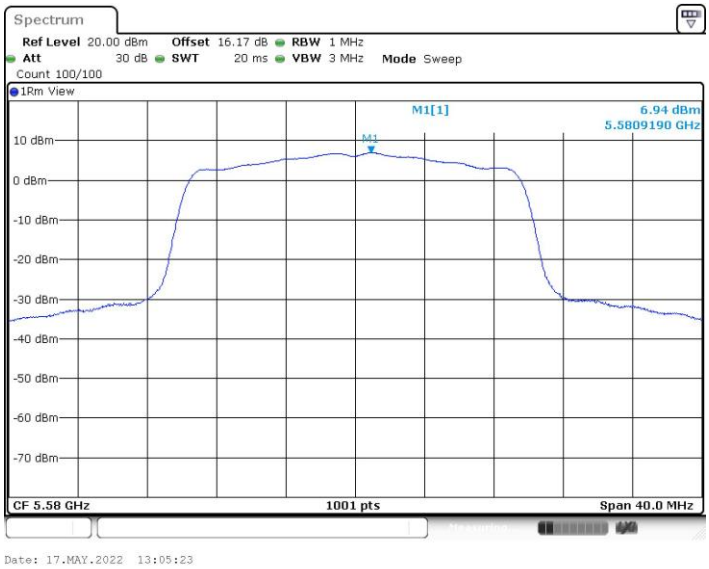

11AX20MIMO_Ant2_5580

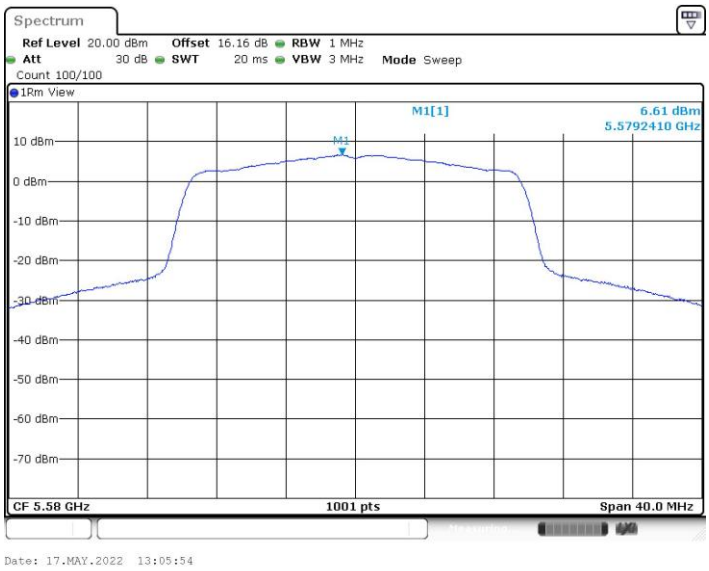

11AX20MIMO_Ant1_5700

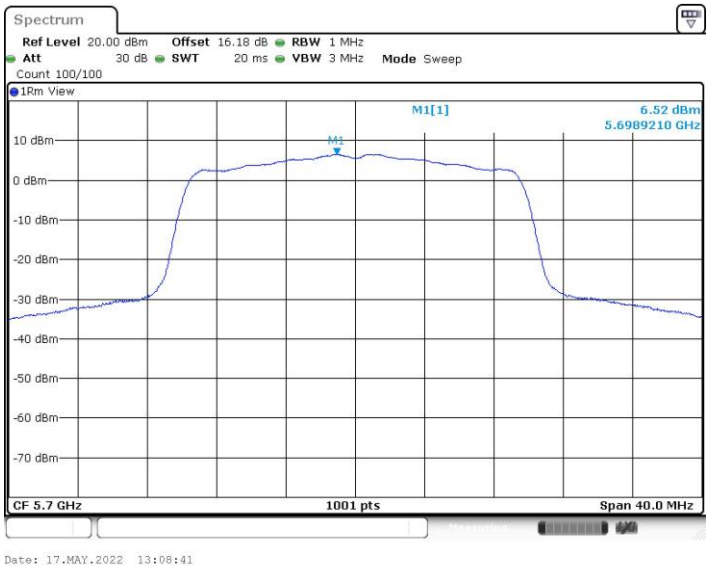

11AX20MIMO_Ant2_5700

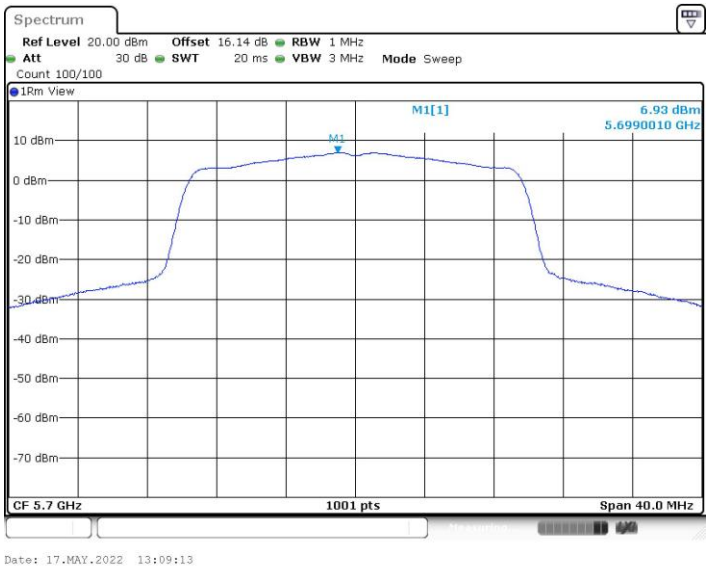

11AX20MIMO_Ant1_5720_UNII-2C

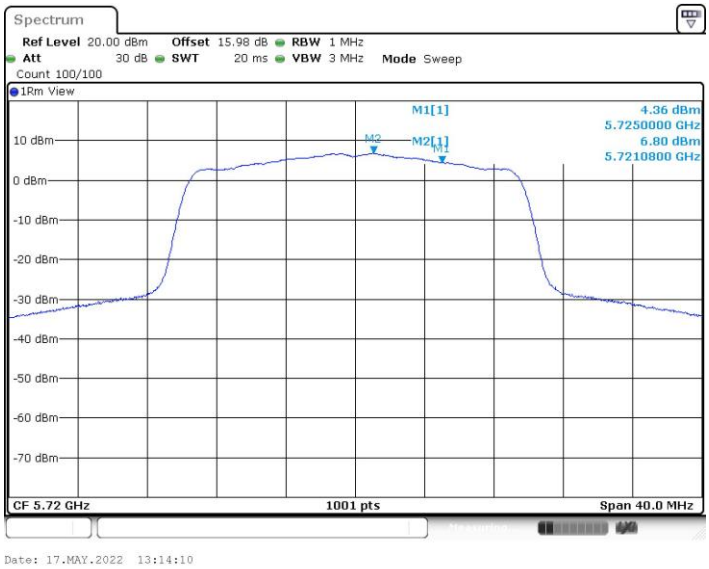

11AX20MIMO_Ant2_5720_UNII-2C

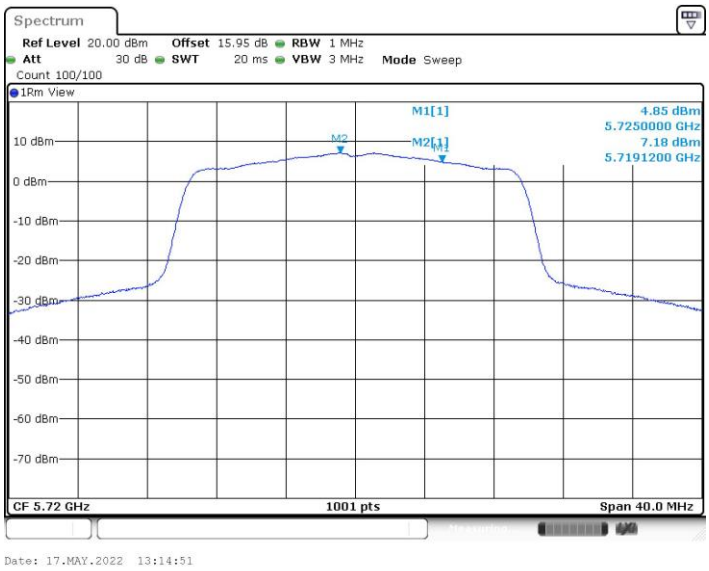

11AX20MIMO_Ant1_5720_UNII-3

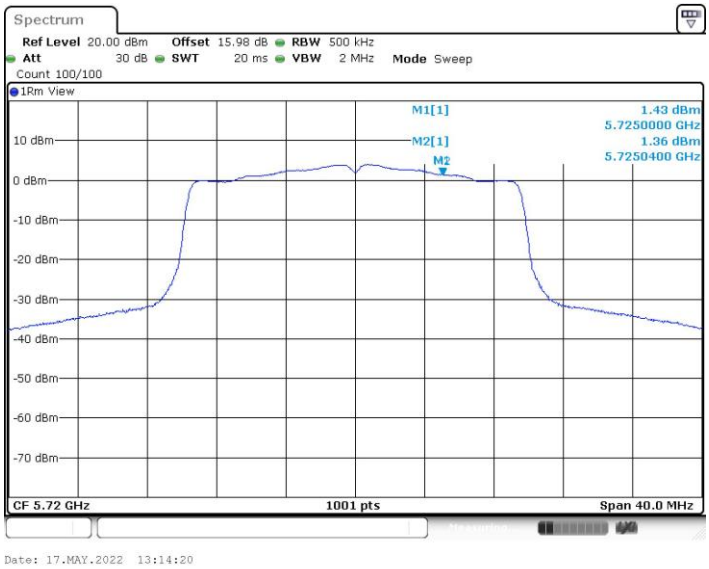

11AX20MIMO_Ant2_5720_UNII-3

11AX20MIMO_Ant1_5745

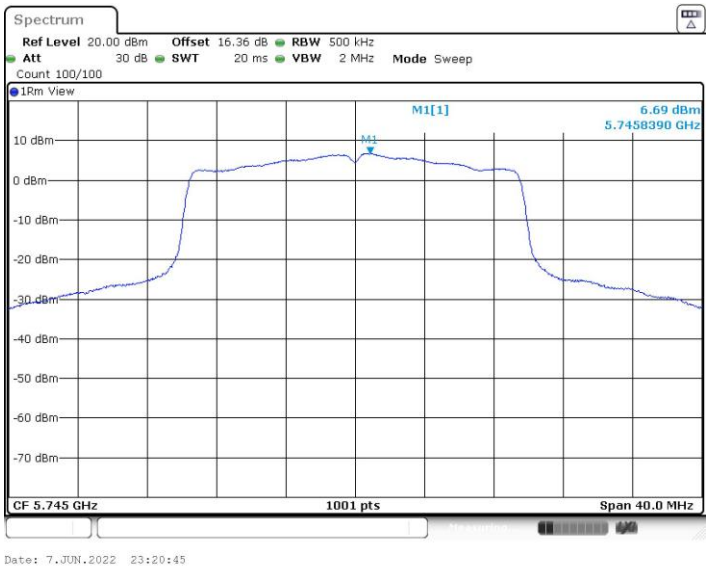

11AX20MIMO_Ant2_5745

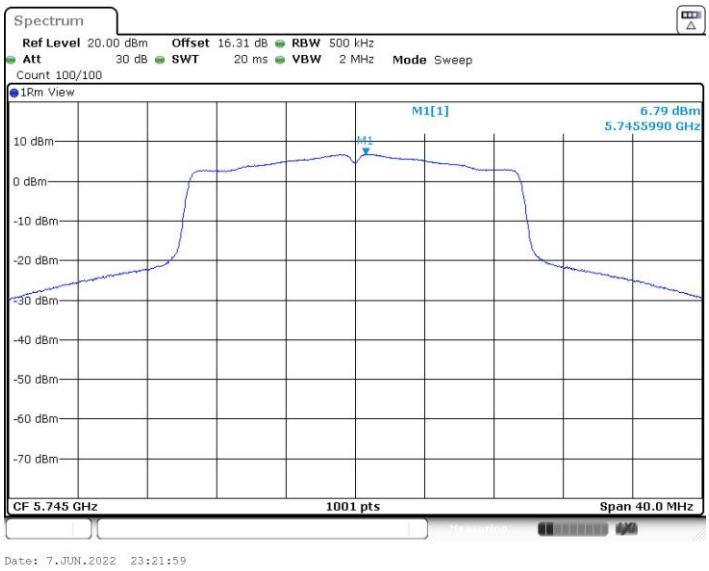

11AX20MIMO_Ant1_5785

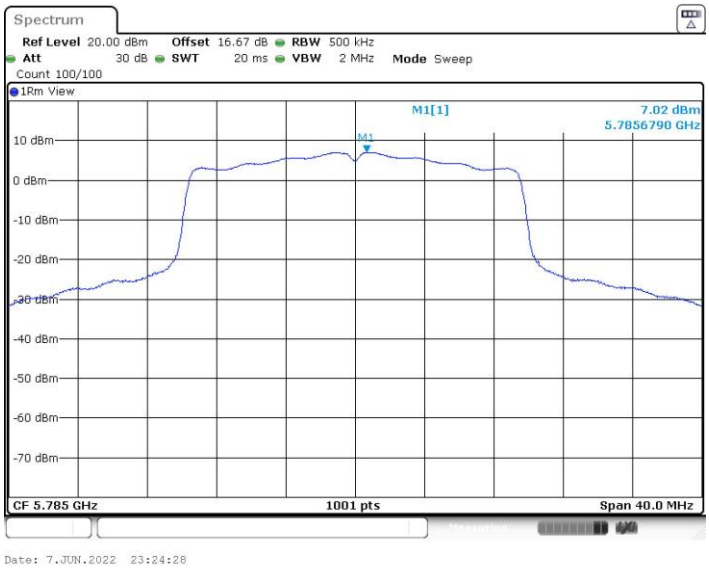

11AX20MIMO_Ant2_5785

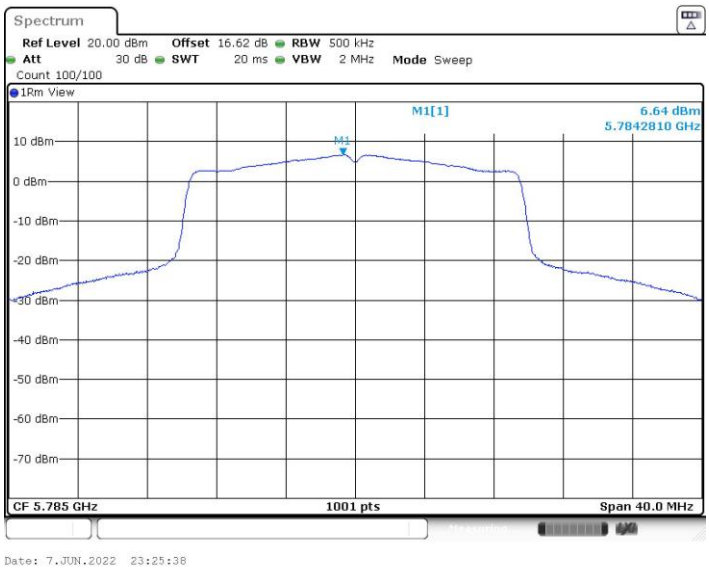

11AX20MIMO_Ant1_5825

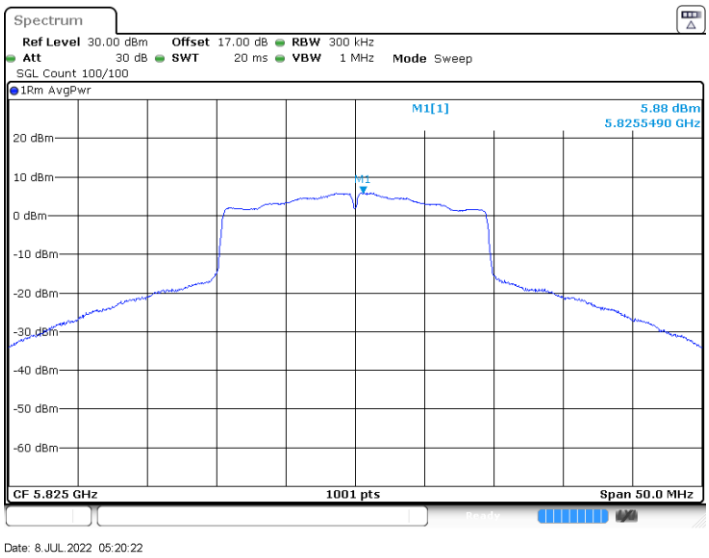

11AX20MIMO_Ant2_5825

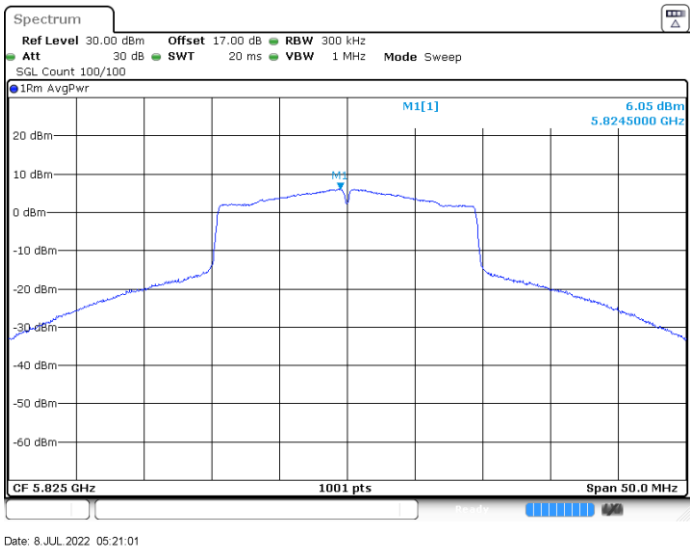

11AX40MIMO_Ant1_5190

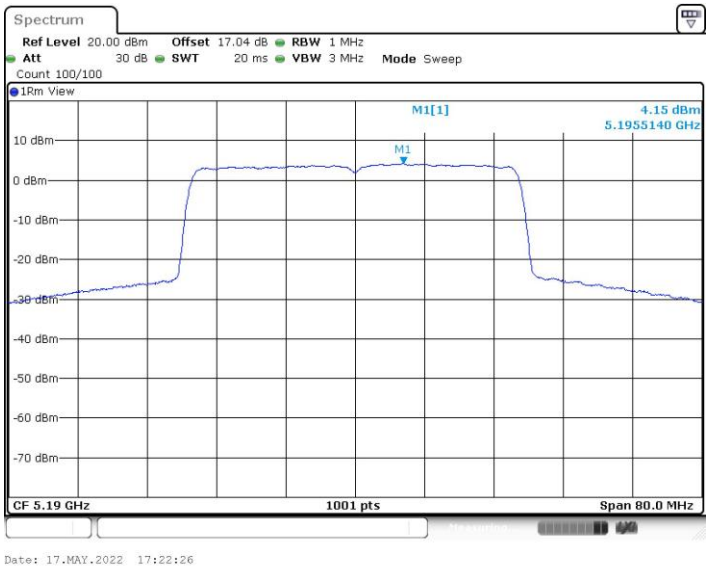

11AX40MIMO_Ant2_5190

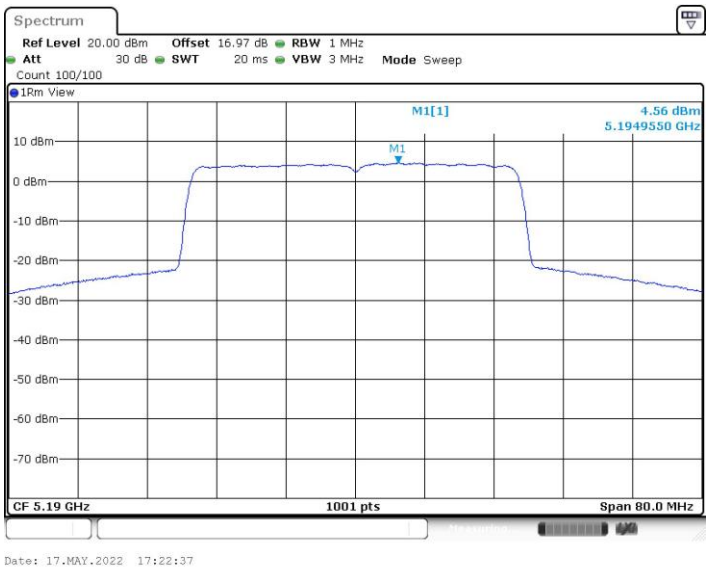

11AX40MIMO_Ant1_5230

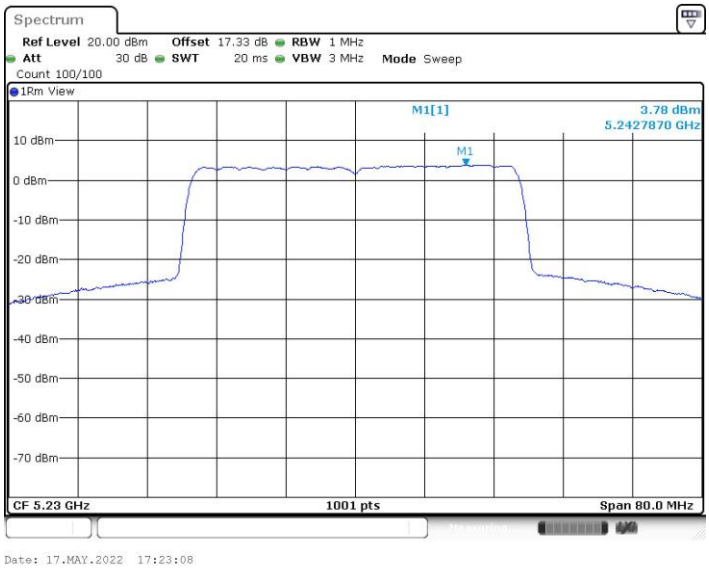

11AX40MIMO_Ant2_5230

11AX40MIMO_Ant1_5270

11AX40MIMO_Ant2_5270

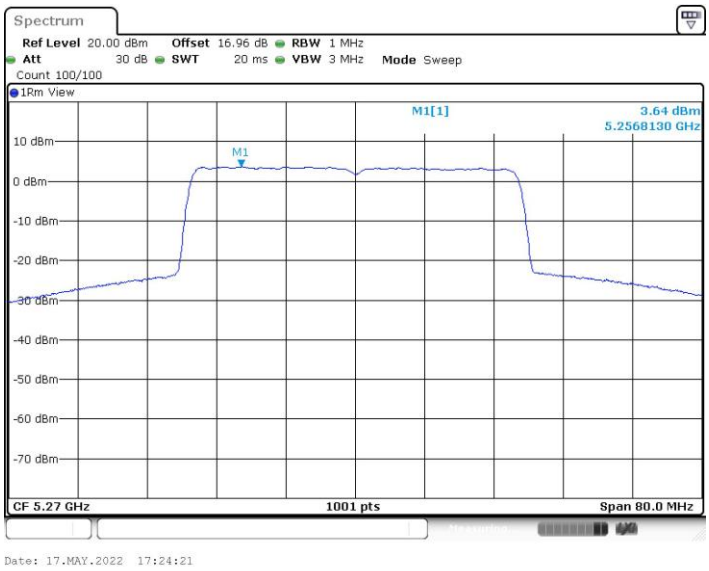

11AX40MIMO_Ant1_5310

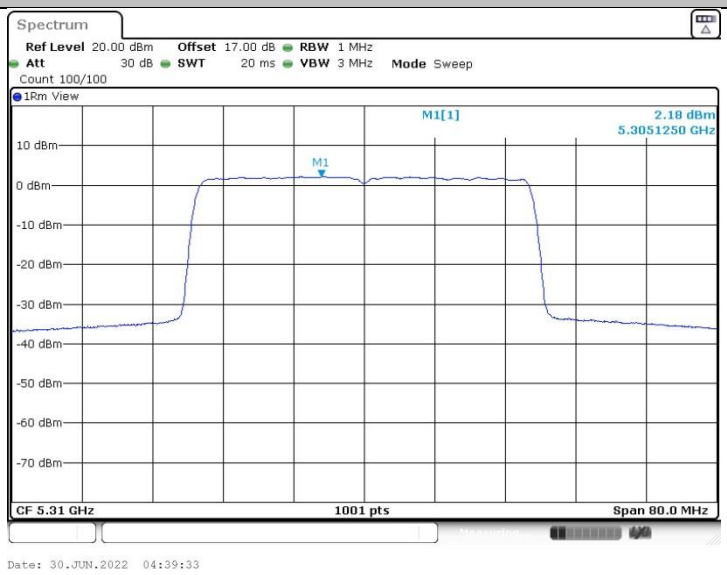

11AX40MIMO_Ant2_5310

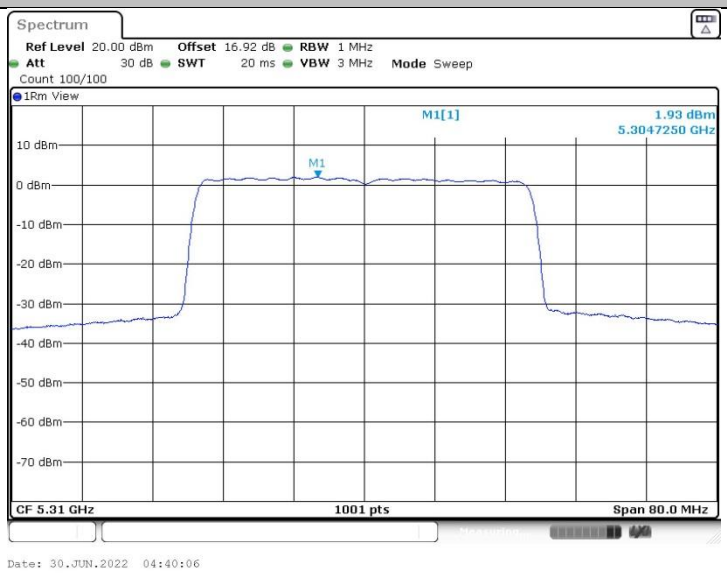

11AX40MIMO_Ant1_5510

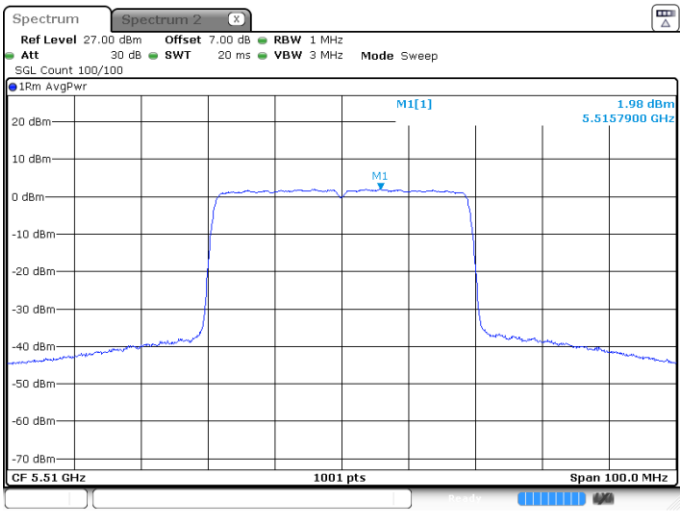

Date: 24.JUN.2022 19:34:34

11AX40MIMO_Ant2_5510

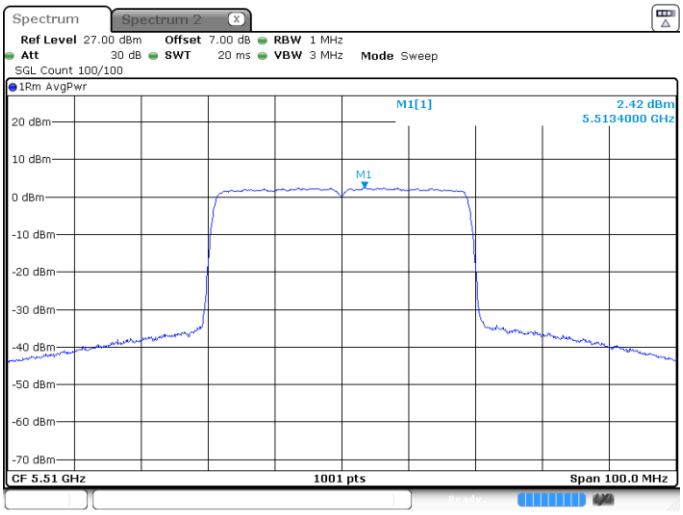

Date: 24.JUN.2022 19:36:32

11AX40MIMO_Ant1_5550

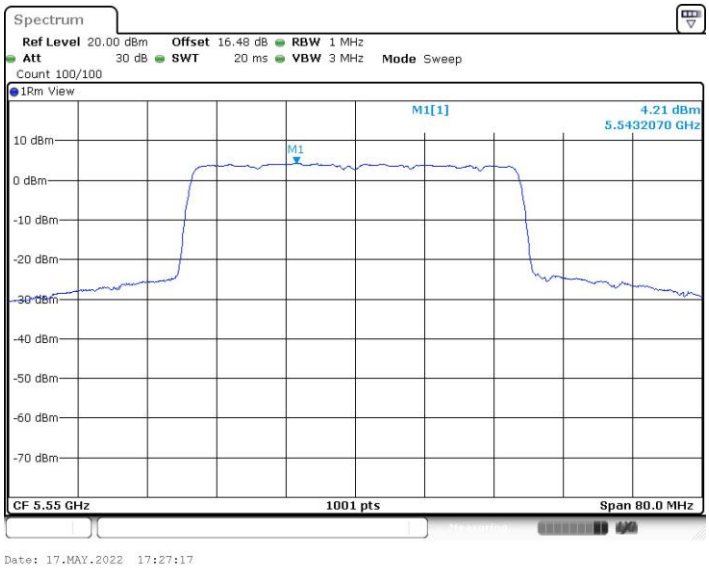

11AX40MIMO_Ant2_5550

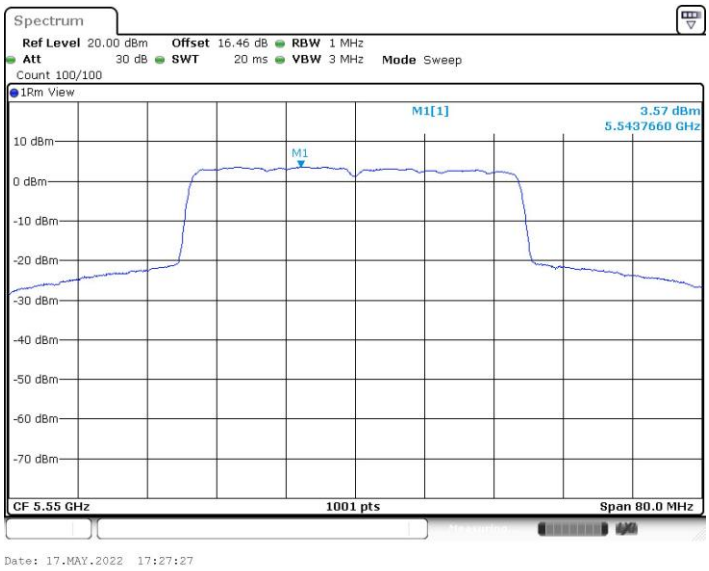

11AX40MIMO_Ant1_5670

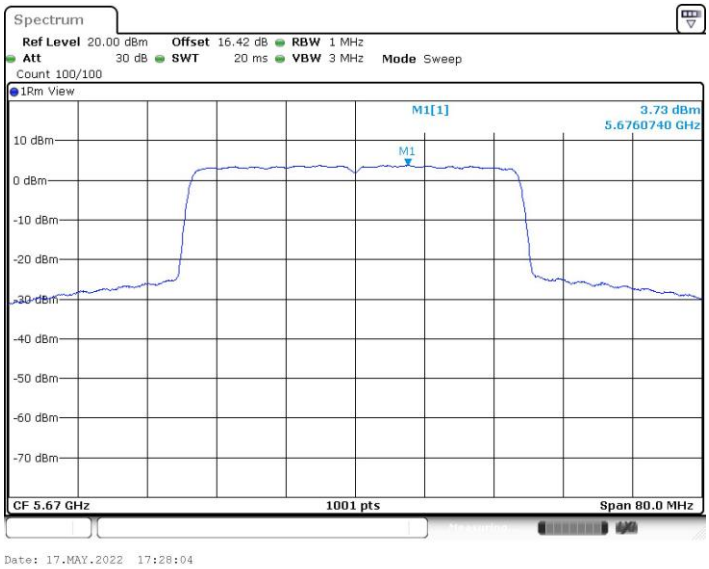

11AX40MIMO_Ant2_5670

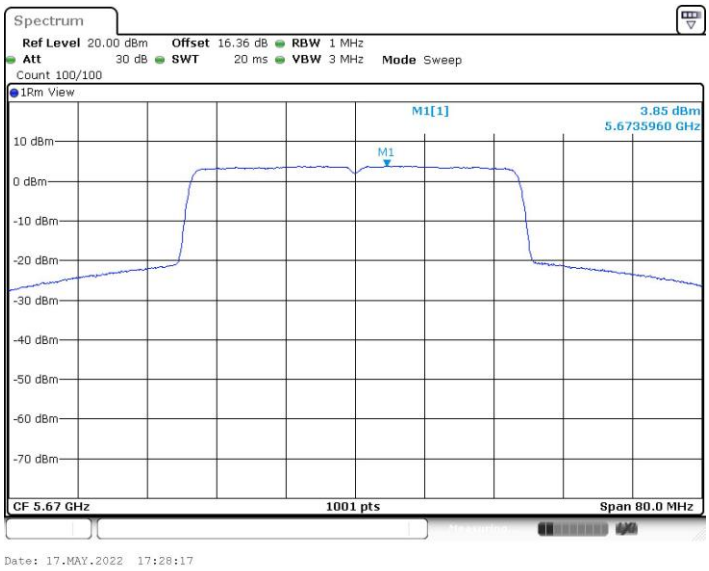

11AX40MIMO_Ant1_5710_UNII-2C

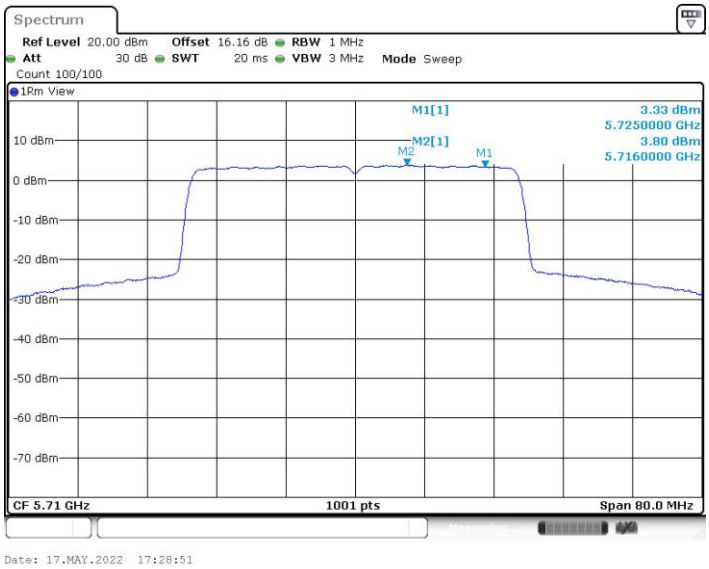

11AX40MIMO_Ant2_5710_UNII-2C

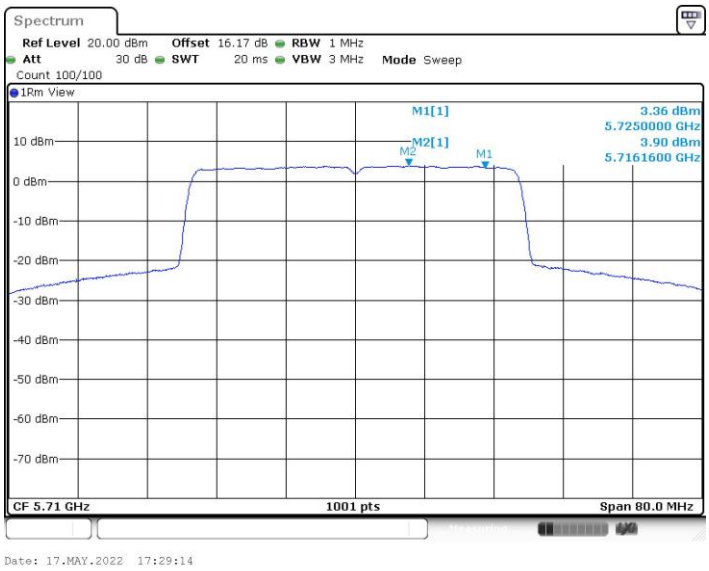

11AX40MIMO_Ant1_5710_UNII-3

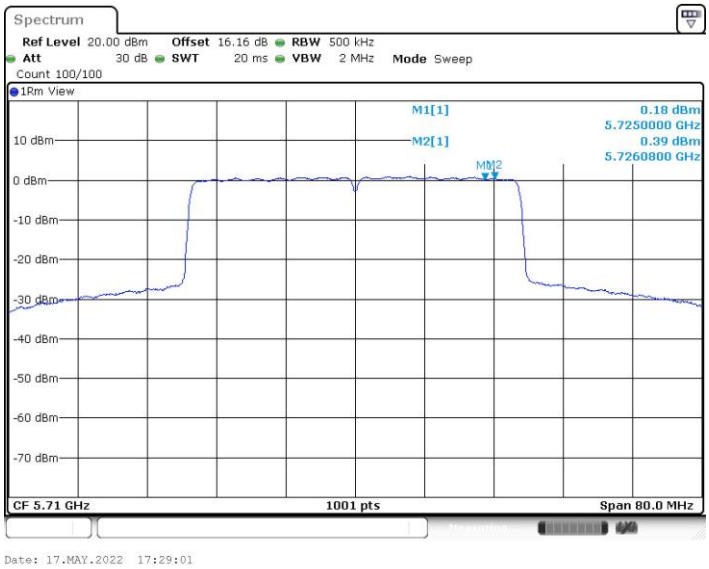

11AX40MIMO_Ant2_5710_UNII-3

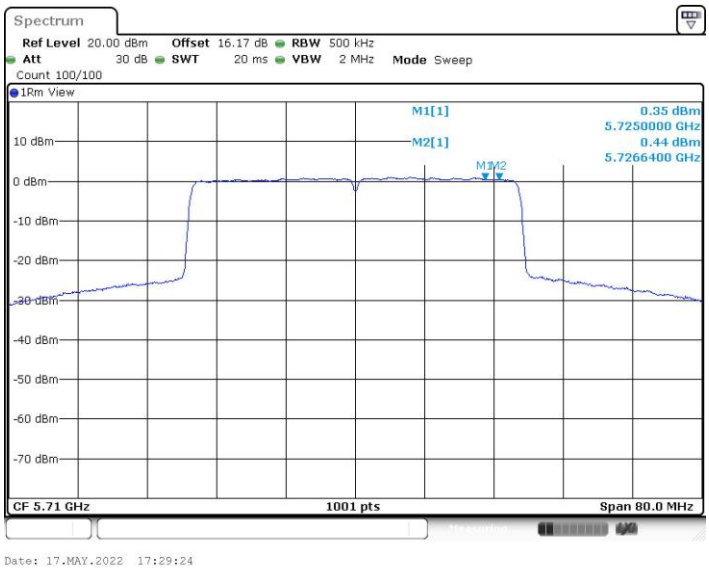

11AX40MIMO_Ant1_5755

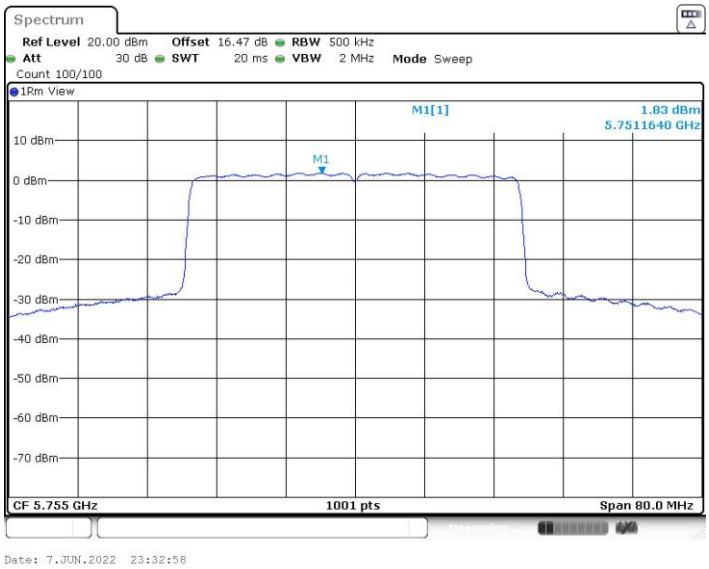

11AX40MIMO_Ant2_5755

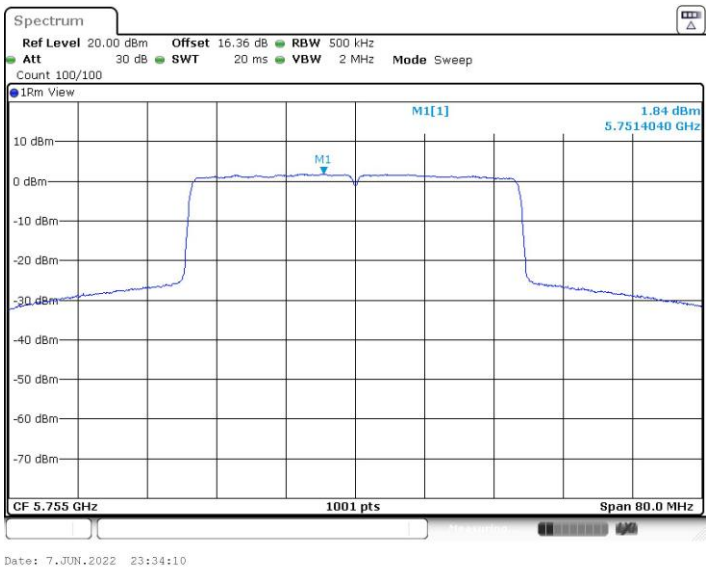

11AX40MIMO_Ant1_5795

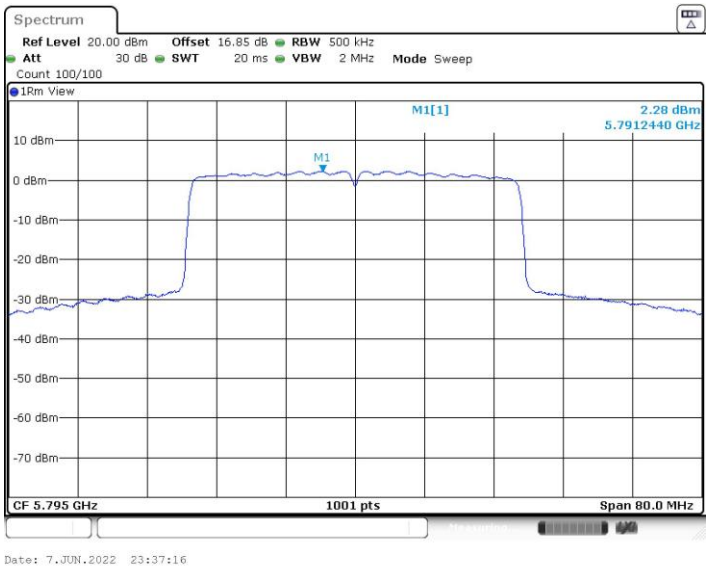

11AX40MIMO_Ant2_5795

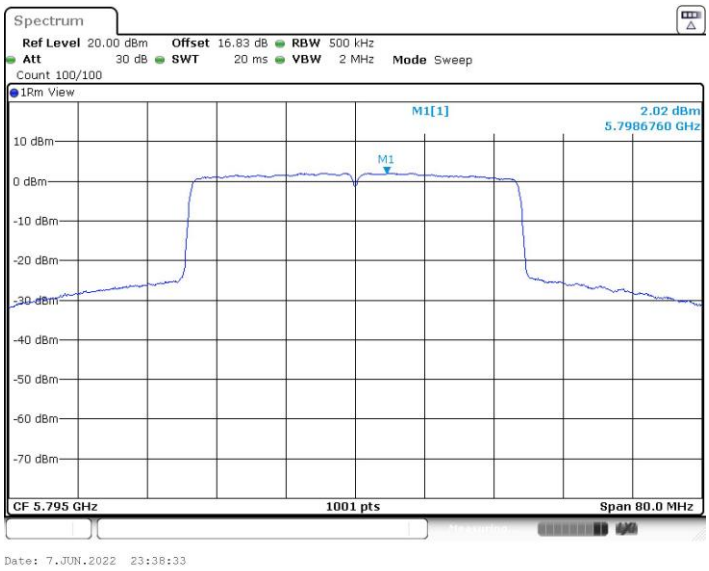

11AX80MIMO_Ant1_5210

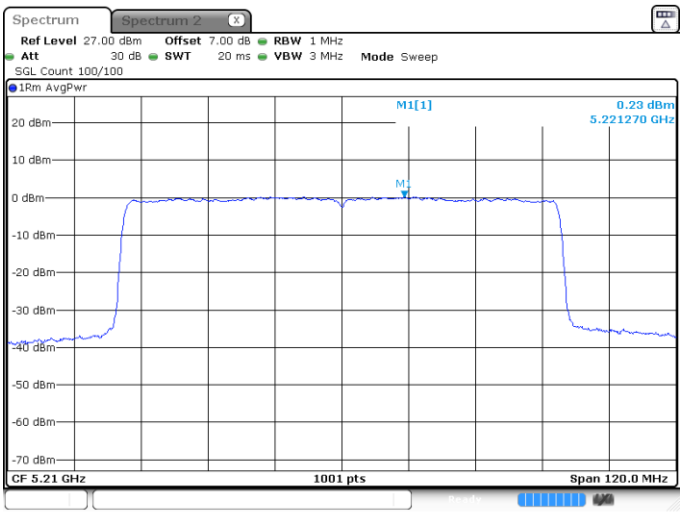

Date: 24.JUN.2022 19:41:13

11AX80MIMO_Ant2_5210

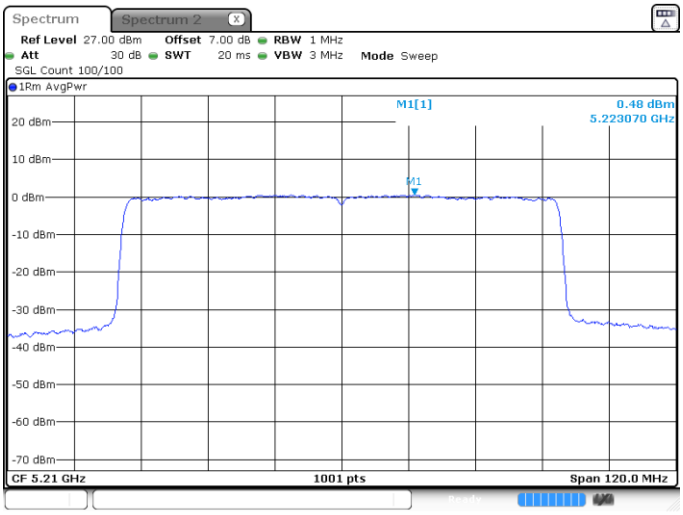

Date: 24.JUN.2022 19:41:58

11AX80MIMO_Ant1_5290

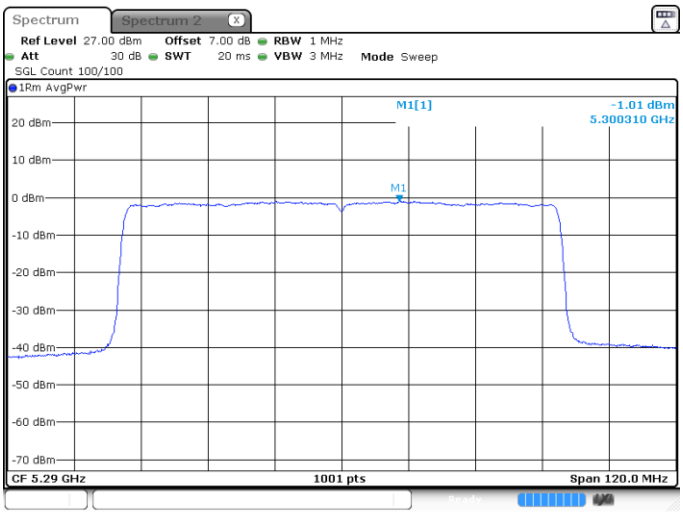

Date: 24.JUN.2022 19:46:18

11AX80MIMO_Ant2_5290

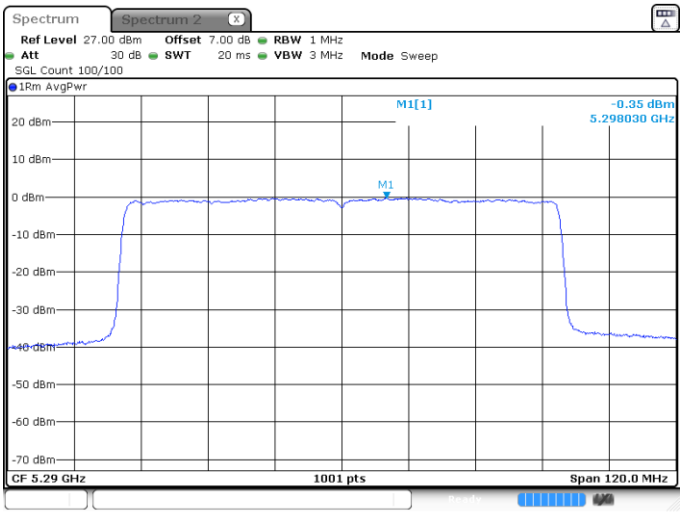

Date: 24.JUN.2022 19:47:16

11AX80MIMO_Ant1_5530

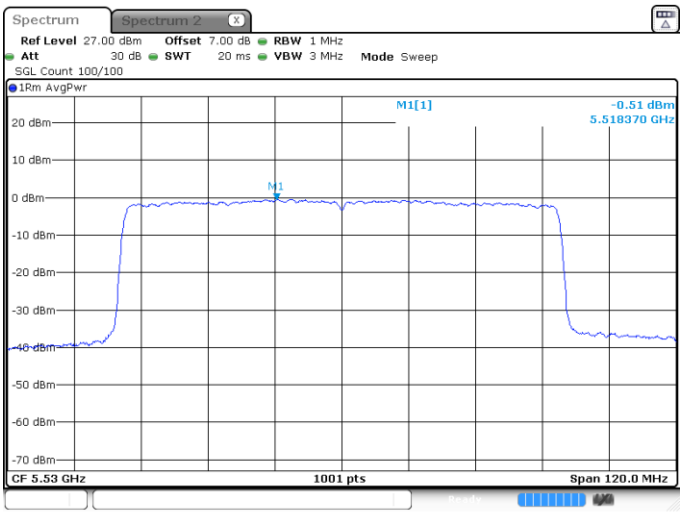

Date: 24.JUN.2022 19:49:02

11AX80MIMO_Ant2_5530

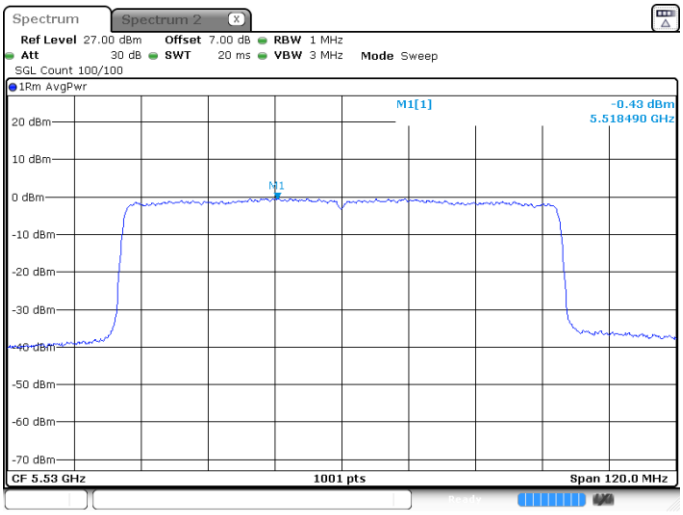

Date: 24.JUN.2022 19:49:37

11AX80MIMO_Ant1_5610

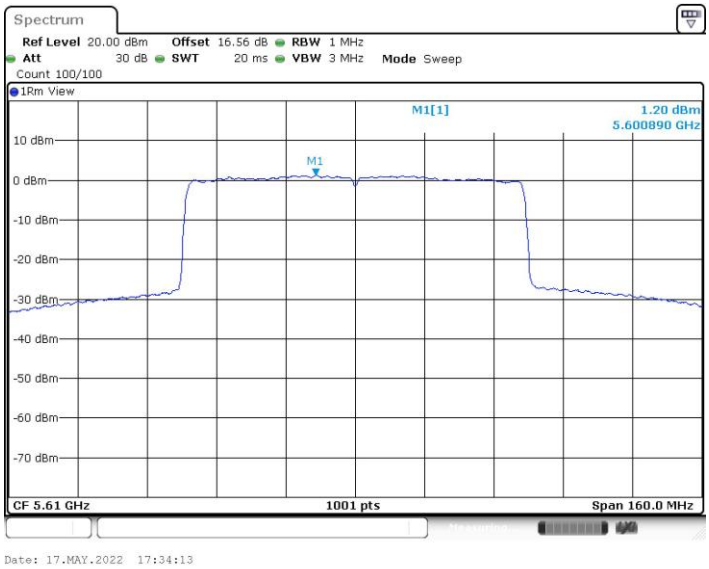

11AX80MIMO_Ant2_5610

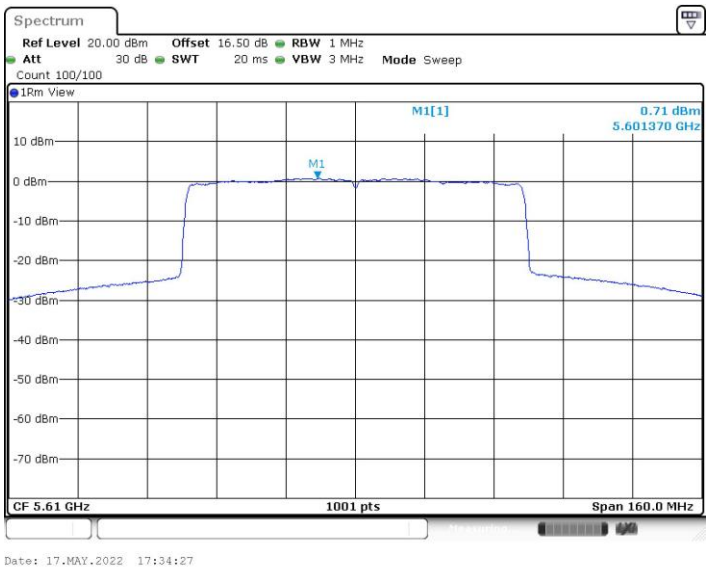

11AX80MIMO_Ant1_5690_UNII-2C

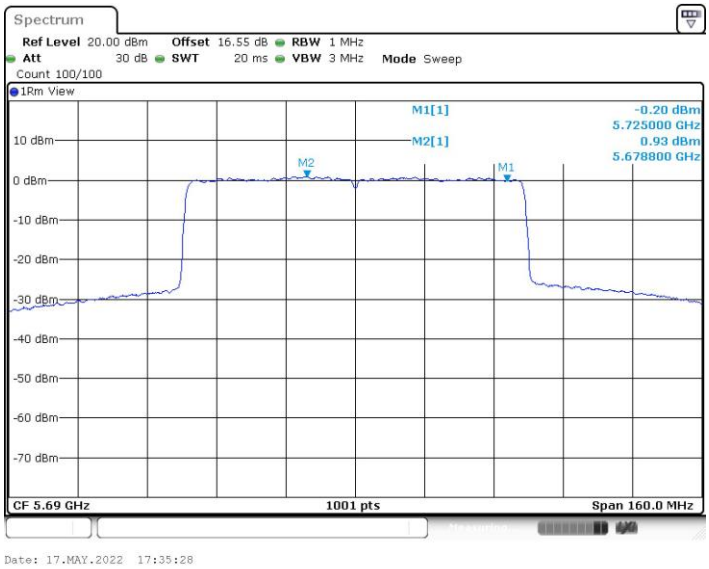

11AX80MIMO_Ant2_5690_UNII-2C

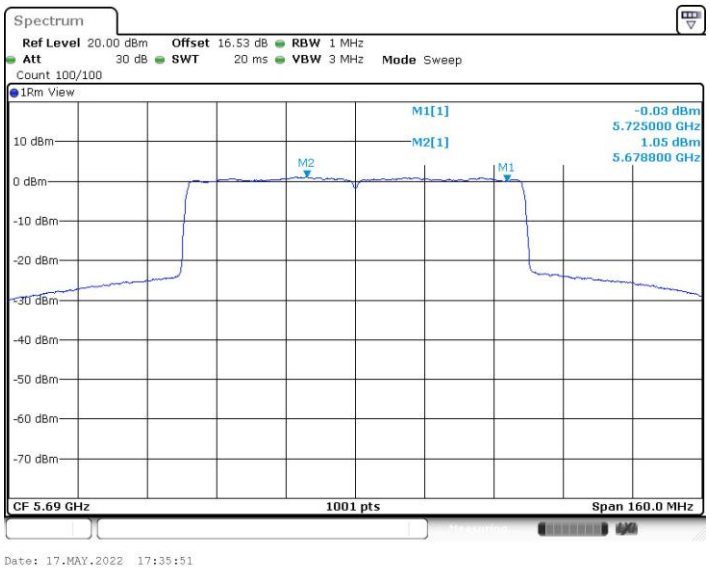

11AX80MIMO_Ant1_5690_UNII-3

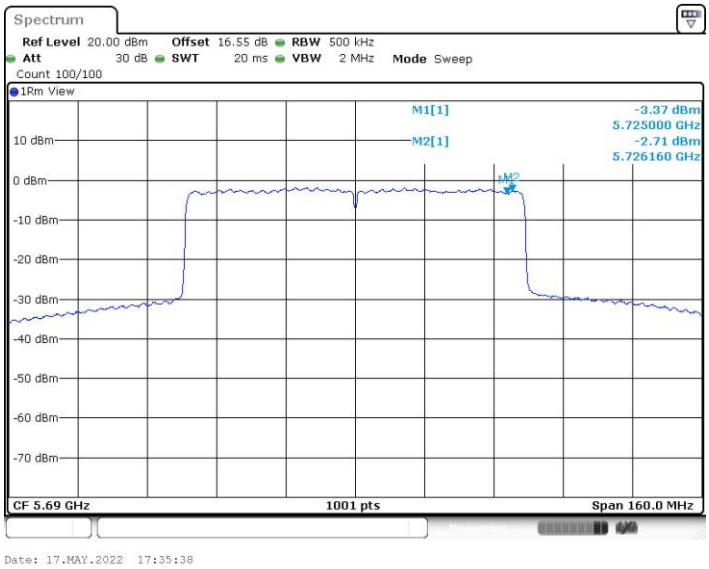

11AX80MIMO_Ant2_5690_UNII-3

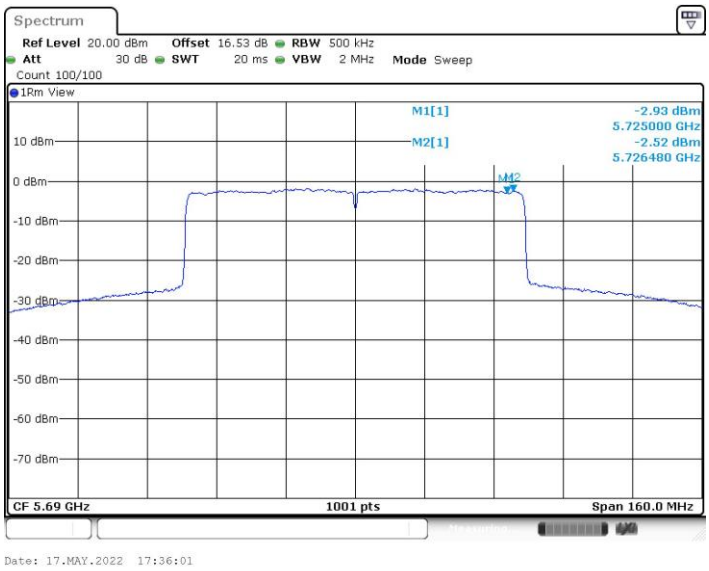

11AX80MIMO_Ant1_5775

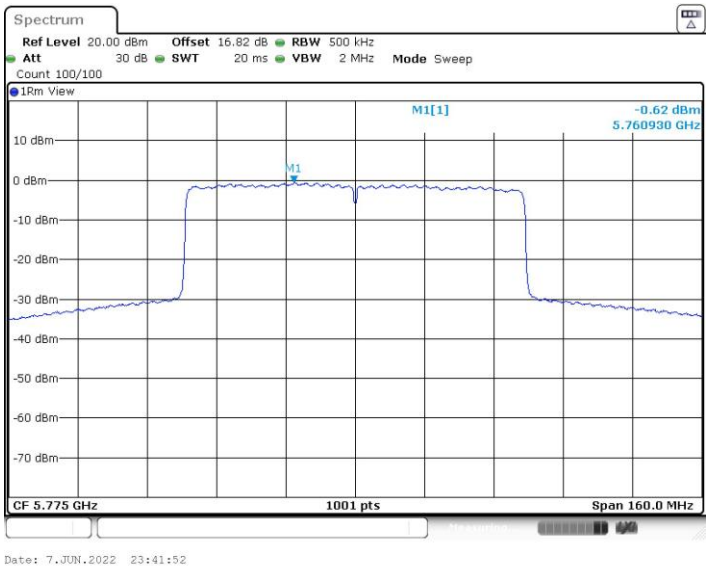

11AX80MIMO_Ant2_5775

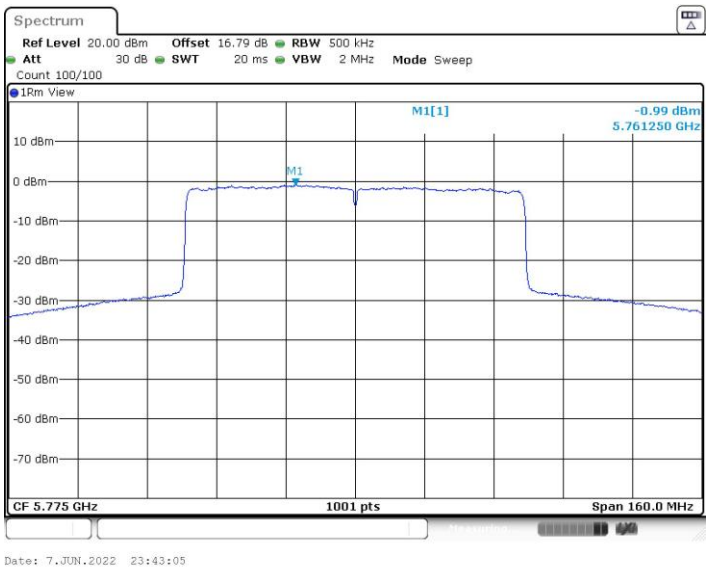

<11ax Partial RU>

11AX20_MIMO Ant1+2_5180MHz Partial RU26/0	11AX20_MIMO Ant1+2_5180MHz Partial RU52/37
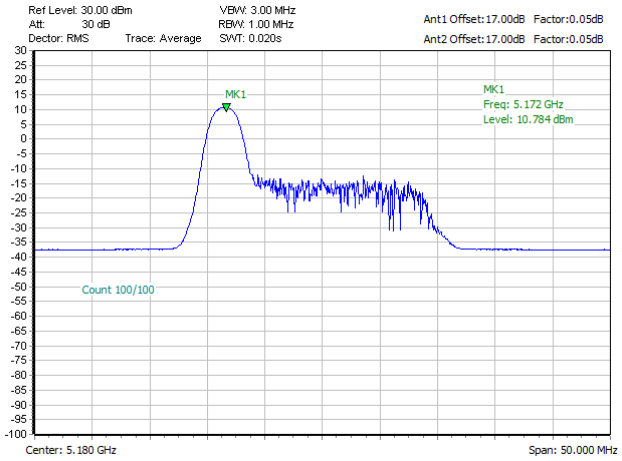	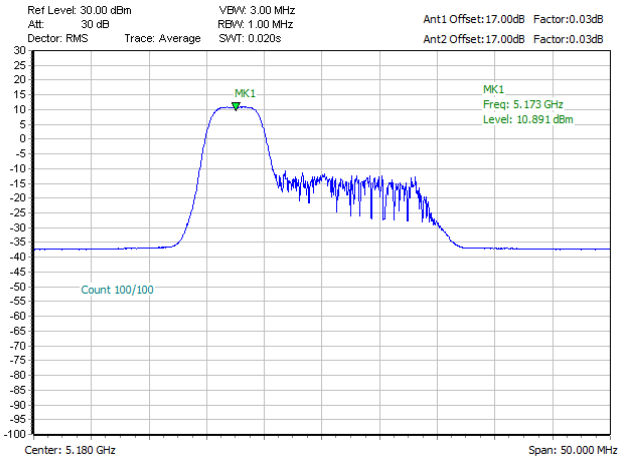
11AX20_MIMO Ant1+2_5180MHz Partial RU106/53	-
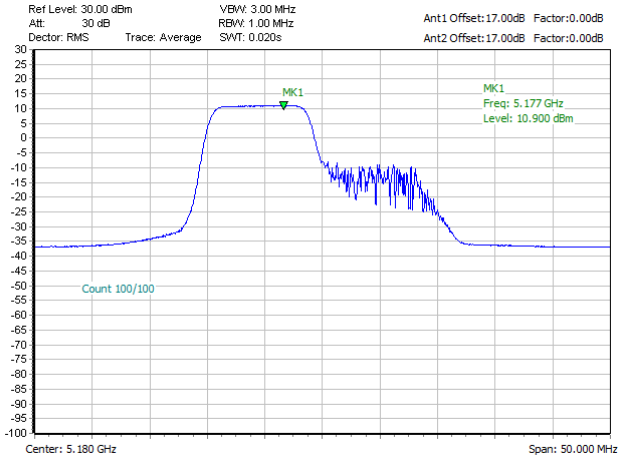	-

11AX20_MIMO Ant1+2_5220MHz Partial RU26/4	11AX20_MIMO Ant1+2_5220MHz Partial RU52/38
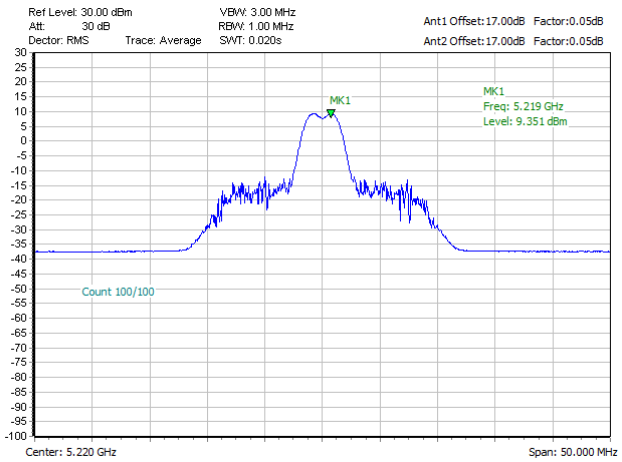	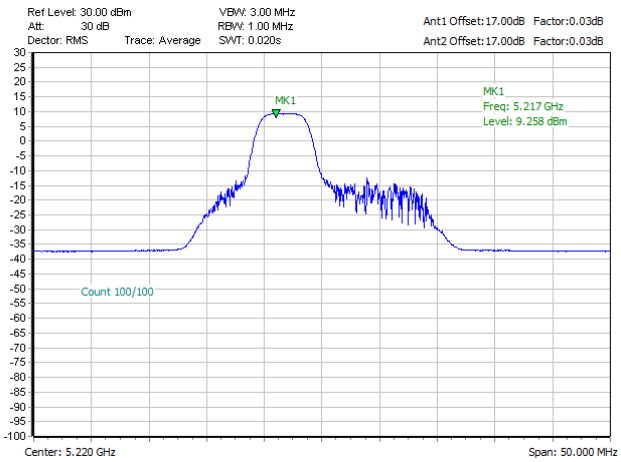
11AX20_MIMO Ant1+2_5220MHz Partial RU106/53	-
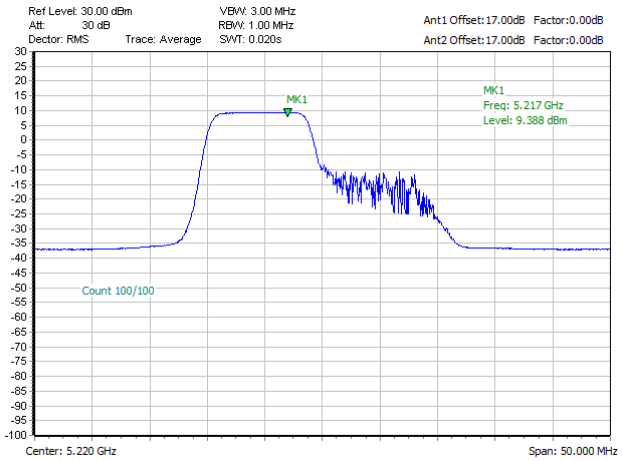	-

11AX20_MIMO Ant1+2_5240MHz Partial RU26/8	11AX20_MIMO Ant1+2_5240MHz Partial RU52/40
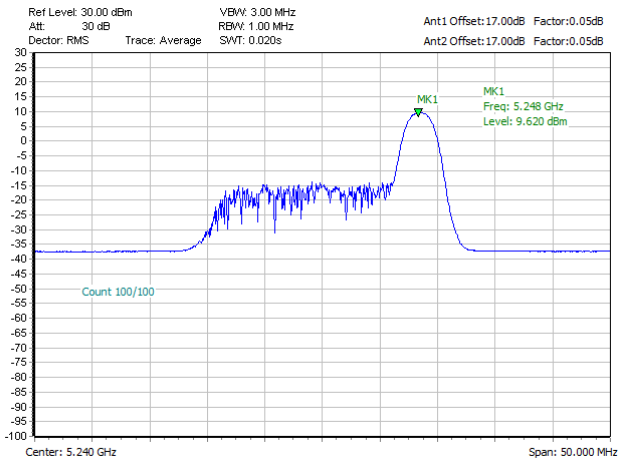	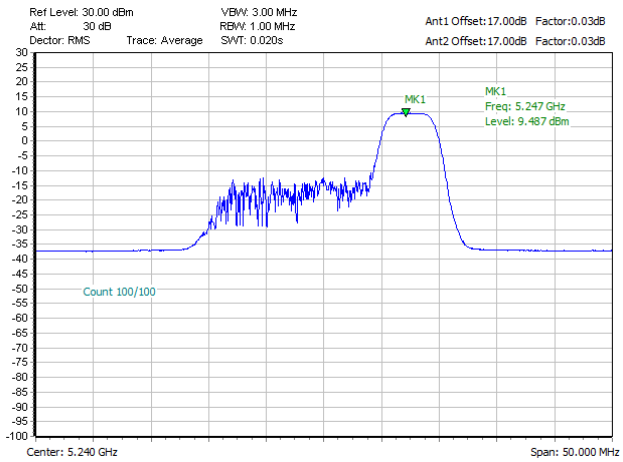
11AX20_MIMO Ant1+2_5240MHz Partial RU106/54	-
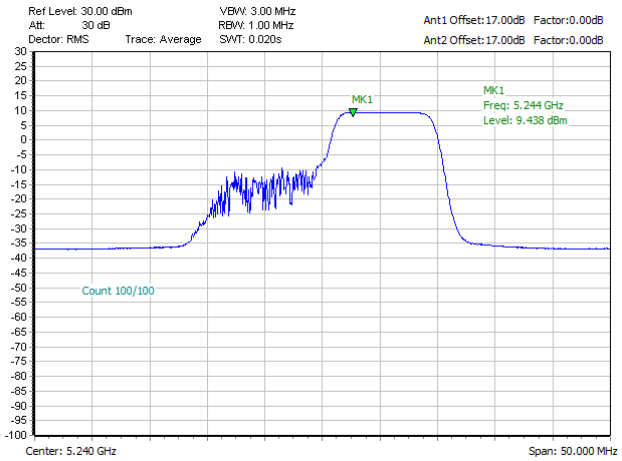	-

11AX20_MIMO Ant1+2_5260MHz Partial RU26/0	11AX20_MIMO Ant1+2_5260MHz Partial RU52/37
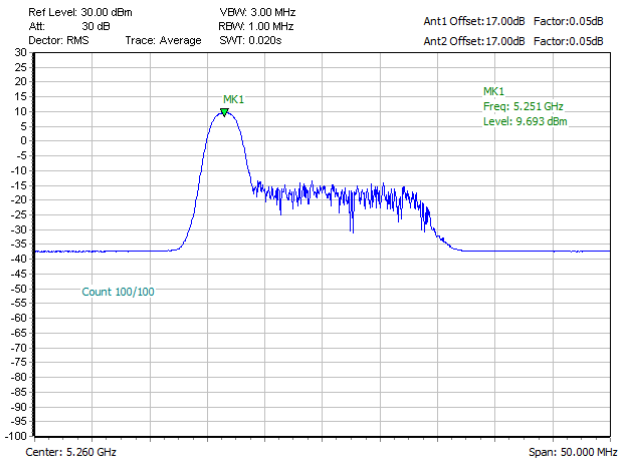	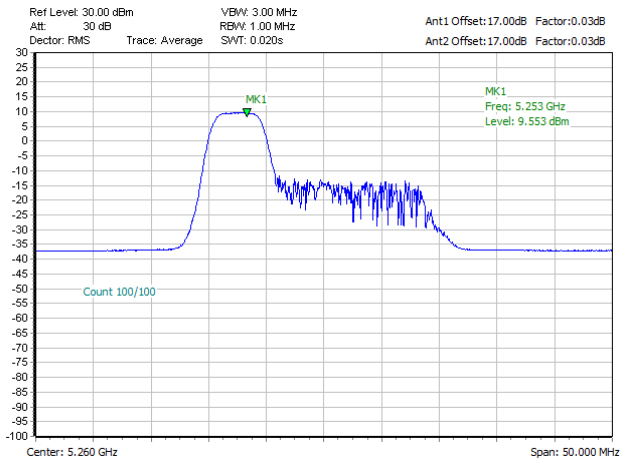
11AX20_MIMO Ant1+2_5260MHz Partial RU106/53	-
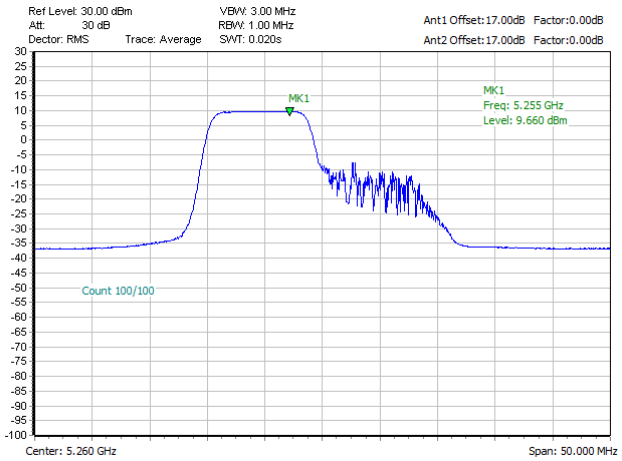	-

11AX20_MIMO Ant1+2_5300MHz Partial RU26/0	11AX20_MIMO Ant1+2_5300MHz Partial RU52/37
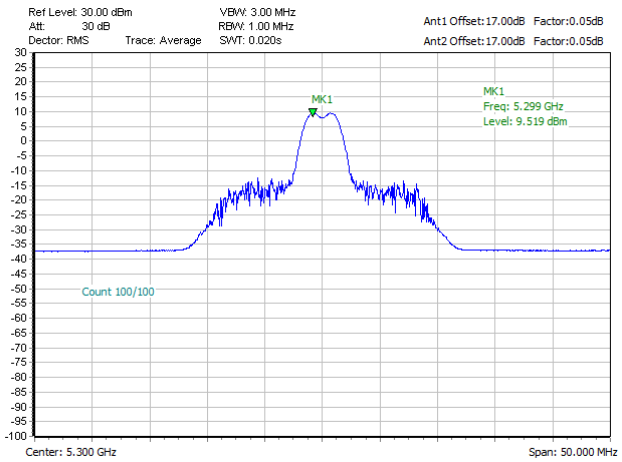	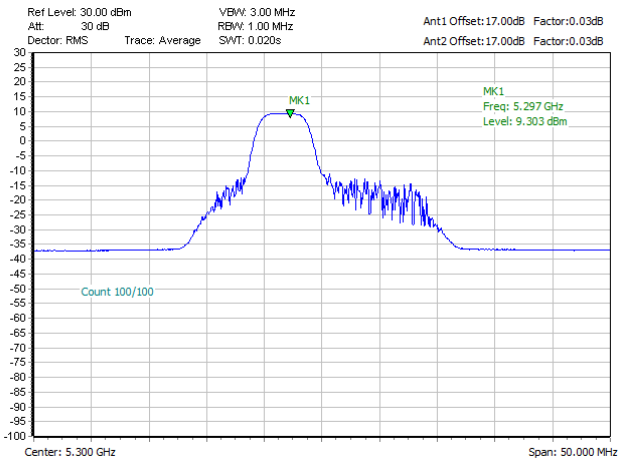
11AX20_MIMO Ant1+2_5300MHz Partial RU106/53	-
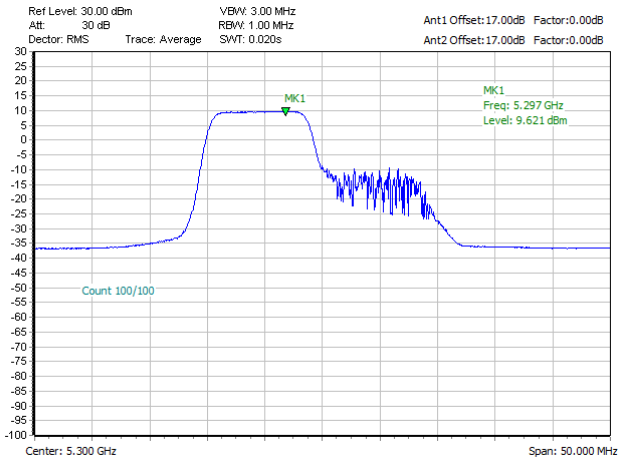	-

11AX20_MIMO Ant1+2_5320MHz Partial RU26/8	11AX20_MIMO Ant1+2_5320MHz Partial RU52/40
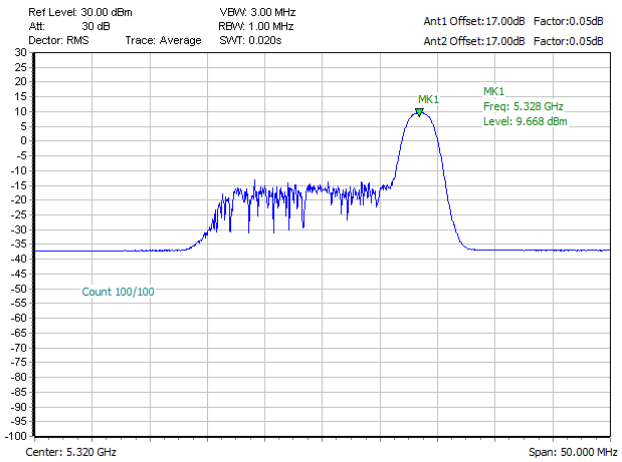	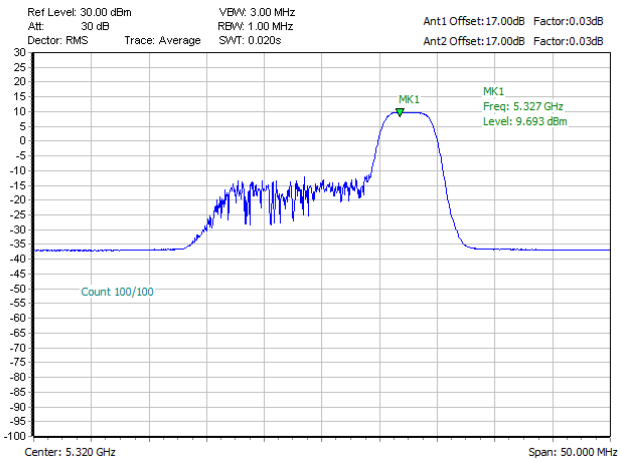
11AX20_MIMO Ant1+2_5320MHz Partial RU106/54	-
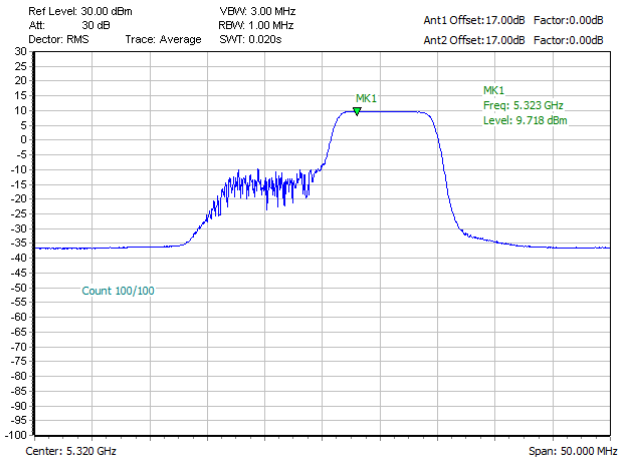	-

11AX20_MIMO Ant1+2_5500MHz Partial RU26/0	11AX20_MIMO Ant1+2_5500MHz Partial RU52/37
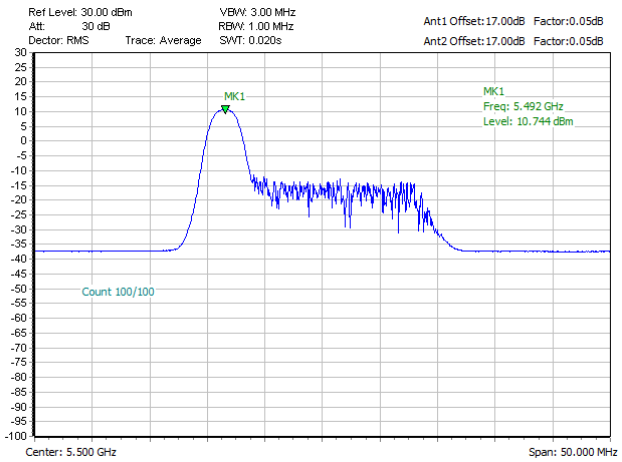	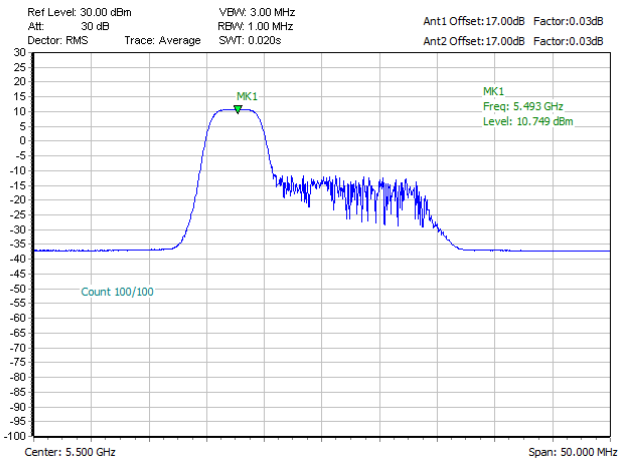
11AX20_MIMO Ant1+2_5500MHz Partial RU106/53	**-**
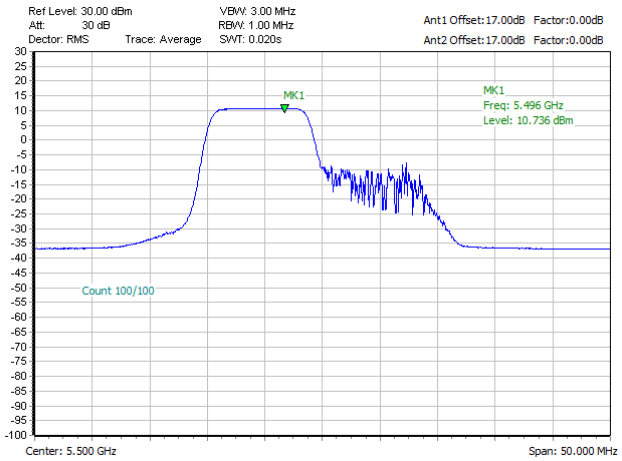	-

11AX20_MIMO Ant1+2_5580MHz Partial RU26/0	11AX20_MIMO Ant1+2_5580MHz Partial RU52/37
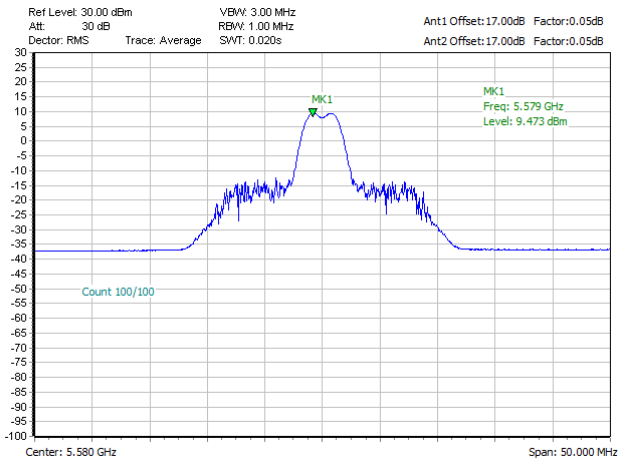	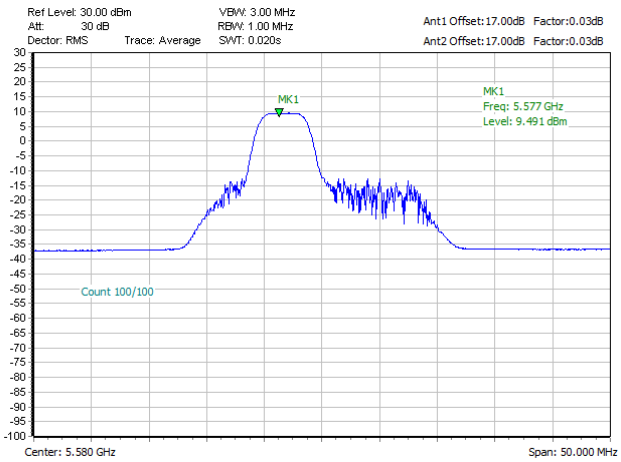
11AX20_MIMO Ant1+2_5580MHz Partial RU106/53	**-**
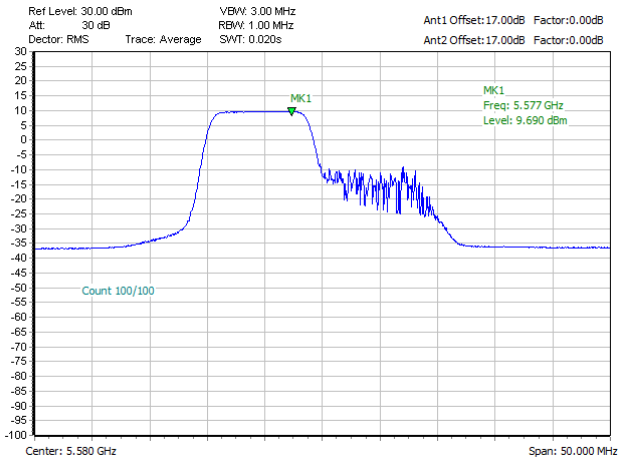	-

11AX20_MIMO Ant1+2_5700MHz Partial RU26/8	11AX20_MIMO Ant1+2_5700MHz Partial RU52/40
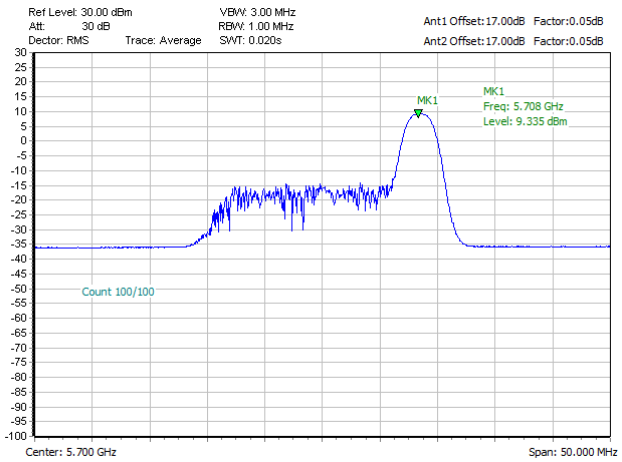	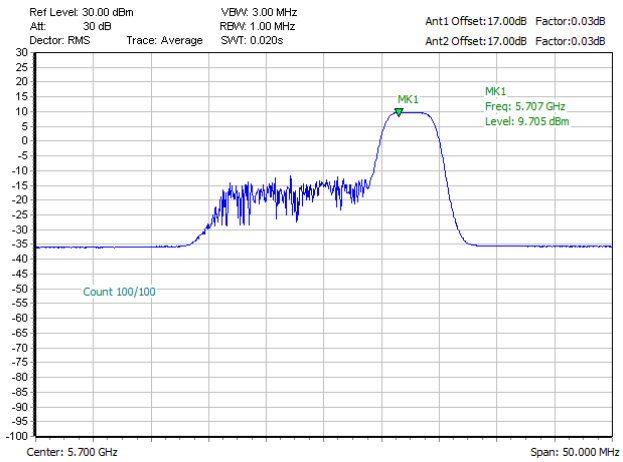
11AX20_MIMO Ant1+2_5700MHz Partial RU106/54	**-**
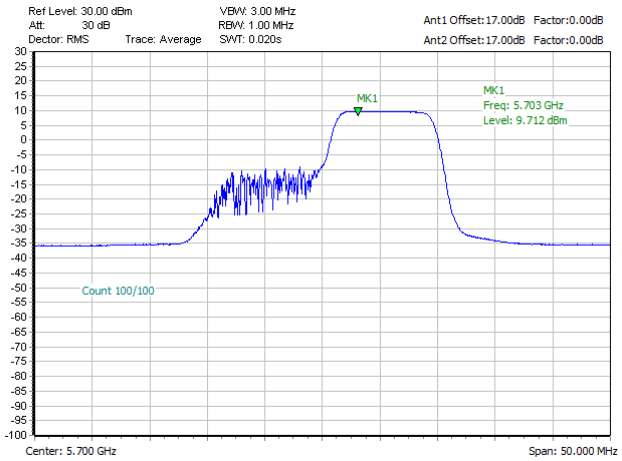	-

11AX20_MIMO Ant1+2_5720MHz Partial RU26/8	11AX20_MIMO Ant1+2_5720MHz Partial RU52/40
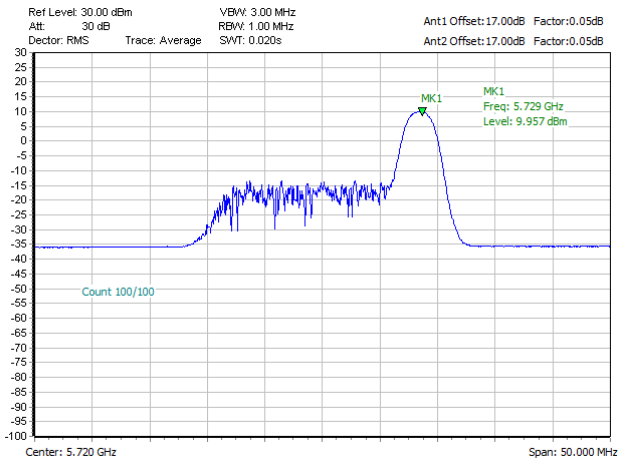	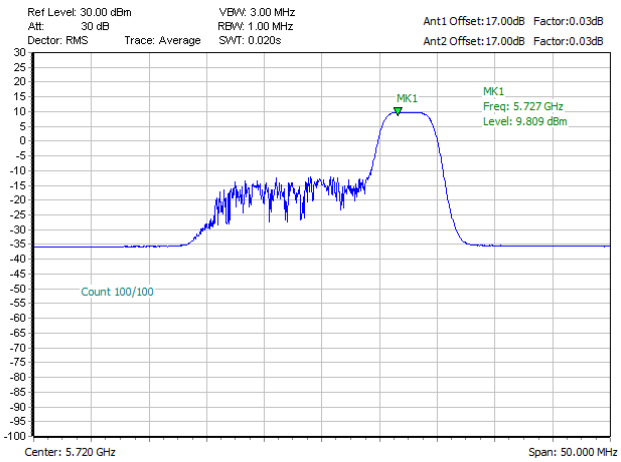
11AX20_MIMO Ant1+2_5720MHz Partial RU106/54	-
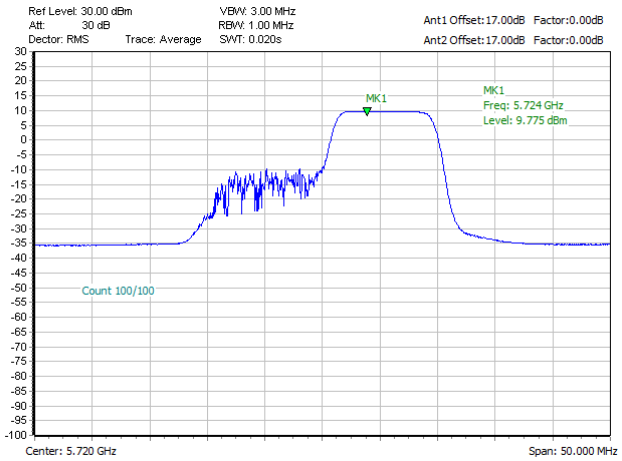	-

11AX20 5745MHz Partial RU26/0 MIMO Ant1	11AX20 5745MHz Partial RU26/0 MIMO Ant2
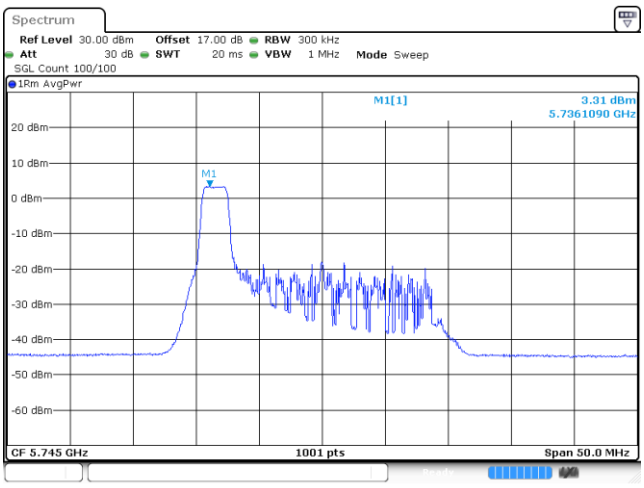 Date: 29.JUN.2022 00:46:35	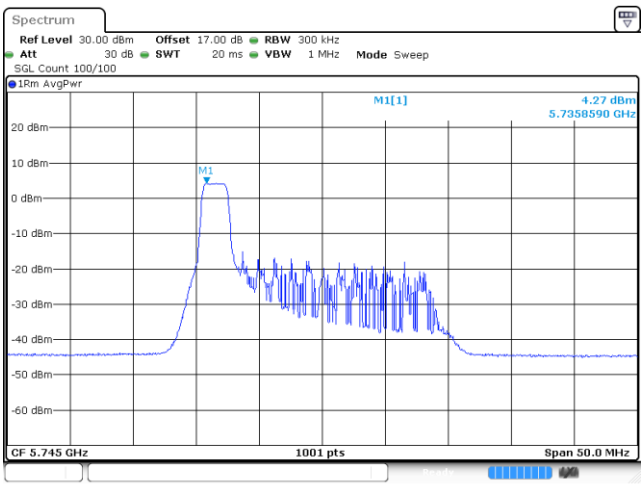 Date: 29.JUN.2022 00:47:13
11AX20 5745MHz Partial RU52/37 MIMO Ant1	11AX20 5745MHz Partial RU52/37 MIMO Ant2
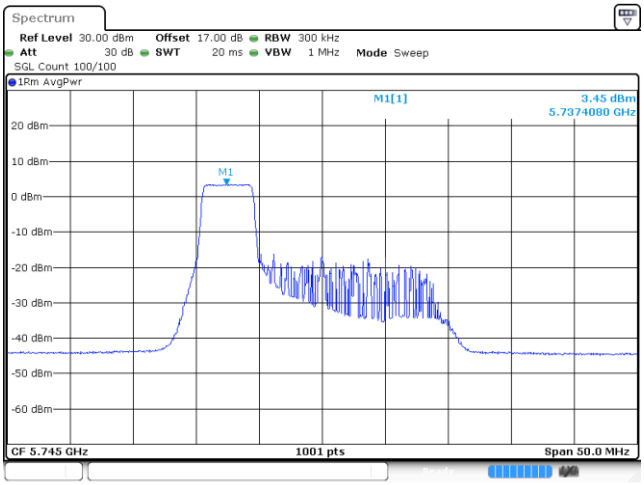 Date: 29.JUN.2022 00:50:02	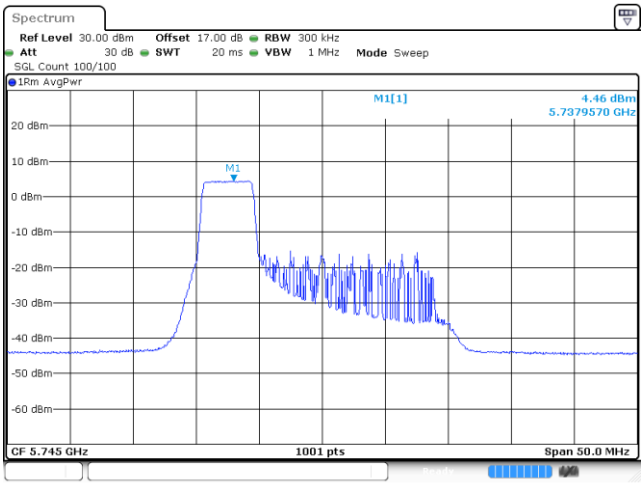 Date: 29.JUN.2022 00:50:42

11AX20 5745MHz Partial RU106/53 MIMO Ant1	11AX20 5745MHz Partial RU106/53 MIMO Ant2
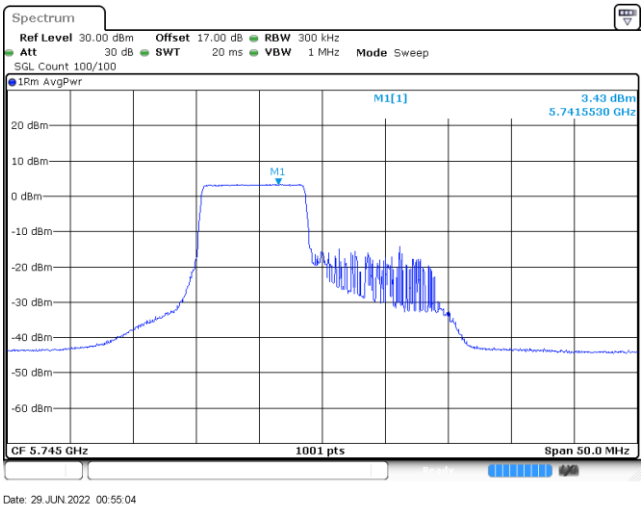	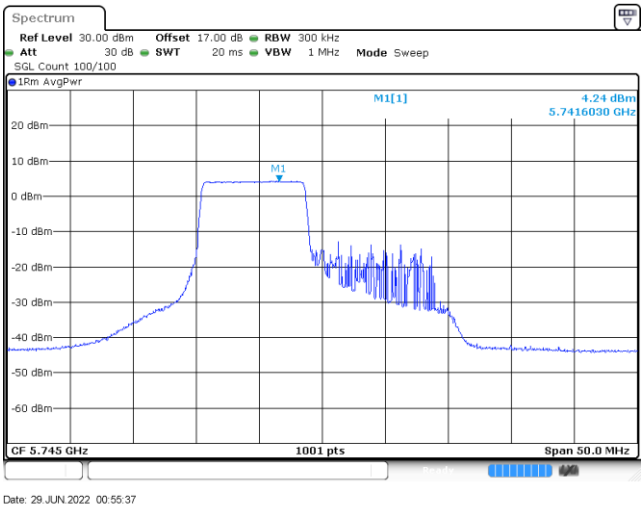
Date: 29.JUN.2022 00:55:04	Date: 29.JUN.2022 00:55:37
11AX20 5785MHz Partial RU26/4 MIMO Ant1	**11AX20 5785MHz Partial RU26/4 MIMO Ant2**
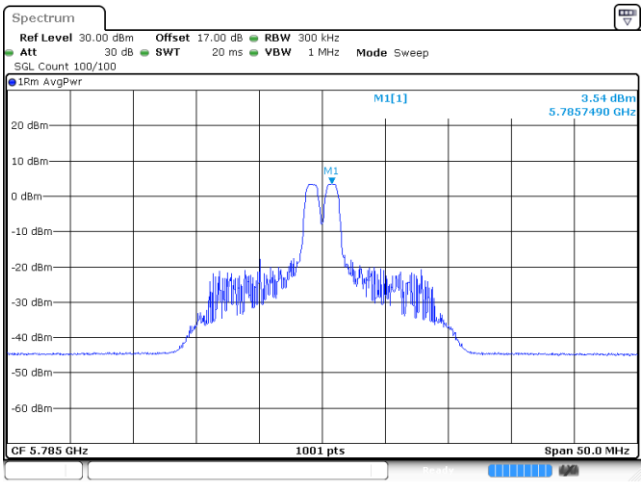	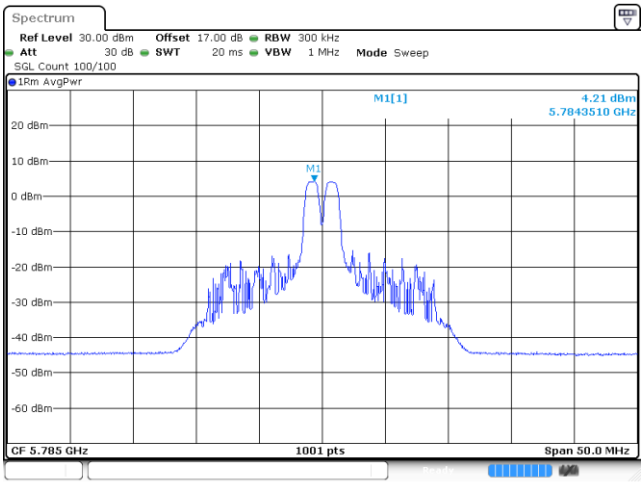
Date: 29.JUN.2022 01:02:50	Date: 29.JUN.2022 01:03:24

11AX20 5785MHz Partial RU52/38 MIMO Ant1

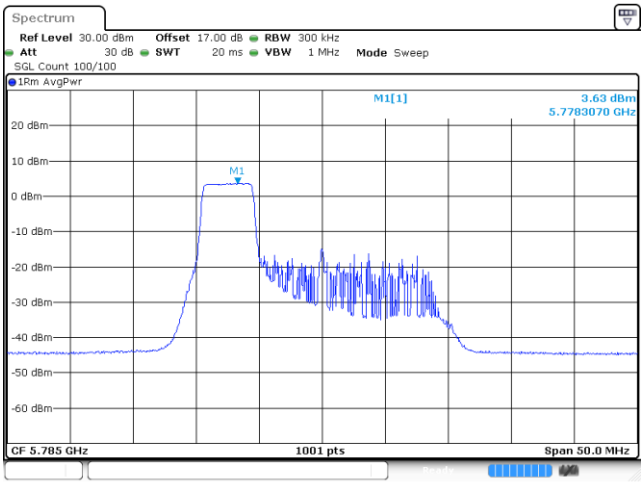

Date: 29.JUN.2022 01:05:56

11AX20 5785MHz Partial RU52/38 MIMO Ant2

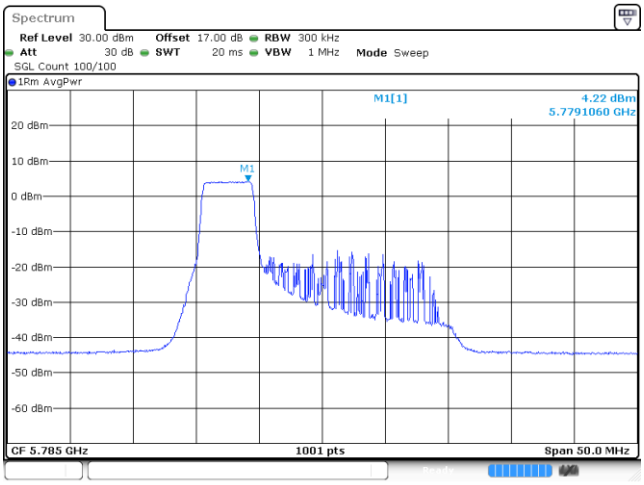

Date: 29.JUN.2022 01:06:31

11AX20 5785MHz Partial RU106/53 MIMO Ant1

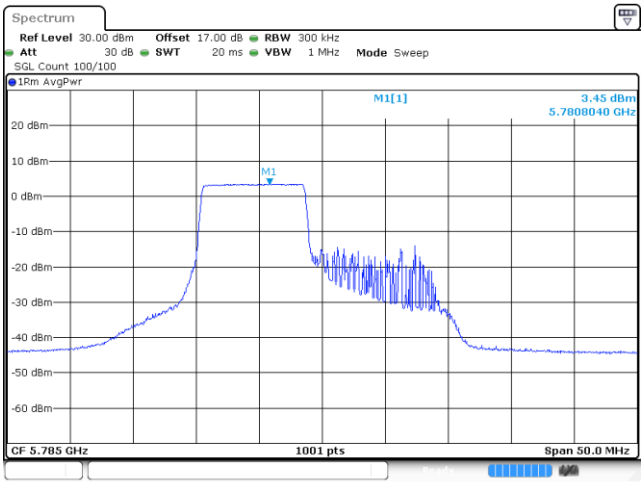

Date: 29.JUN.2022 01:08:24

11AX20 5785MHz Partial RU106/53 MIMO Ant2

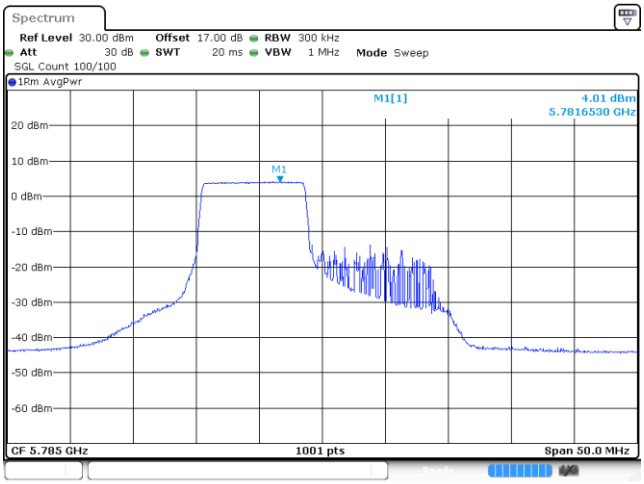

Date: 29.JUN.2022 01:08:57