FR1 n66 / 30MHz / DFT-s-OFDM / PI/2 BPSK

Lowest Band Edge / 1RB0

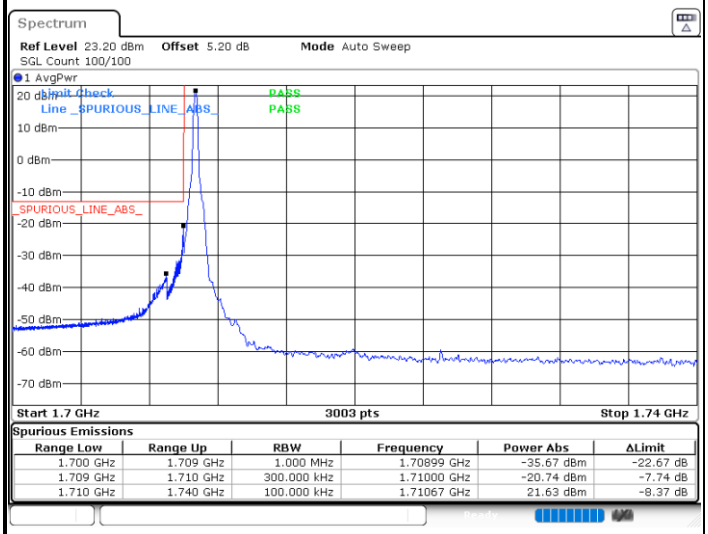

Spurious Emissions

Range Low	Range Up	RBW	Frequency	Power Abs	ΔLimit
1.700 GHz	1.709 GHz	1.000 MHz	1.70899 GHz	-35.67 dBm	-22.67 dB
1.709 GHz	1.710 GHz	300.000 kHz	1.71000 GHz	-20.74 dBm	-7.74 dB
1.710 GHz	1.740 GHz	100.000 kHz	1.71067 GHz	21.63 dBm	-8.37 dB

Date: 21.JUN.2022 23:26:16

Highest Band Edge / 1RBmax

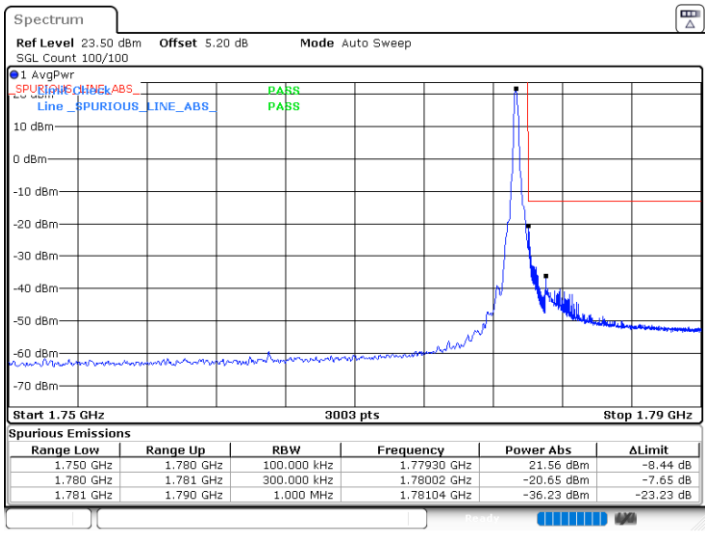

Spurious Emissions

Range Low	Range Up	RBW	Frequency	Power Abs	ΔLimit
1.750 GHz	1.780 GHz	100.000 kHz	1.77930 GHz	21.56 dBm	-8.44 dB
1.780 GHz	1.781 GHz	300.000 kHz	1.78002 GHz	-20.65 dBm	-7.65 dB
1.781 GHz	1.790 GHz	1.000 MHz	1.78104 GHz	-36.23 dBm	-23.23 dB

Date: 21.JUN.2022 23:35:49

Lowest Band Edge / Full RB

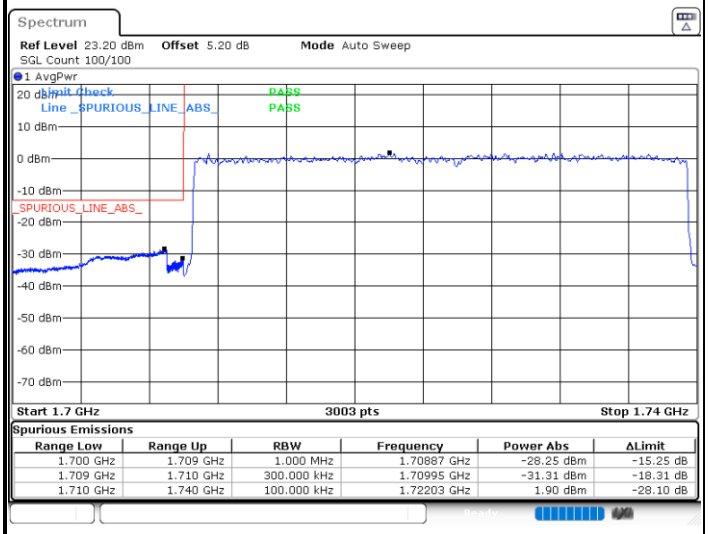

Spurious Emissions

Range Low	Range Up	RBW	Frequency	Power Abs	ΔLimit
1.700 GHz	1.709 GHz	1.000 MHz	1.70887 GHz	-28.25 dBm	-15.25 dB
1.709 GHz	1.710 GHz	300.000 kHz	1.70995 GHz	-31.31 dBm	-18.31 dB
1.710 GHz	1.740 GHz	100.000 kHz	1.72203 GHz	1.90 dBm	-28.10 dB

Date: 21.JUN.2022 23:27:19

Highest Band Edge / Full RB

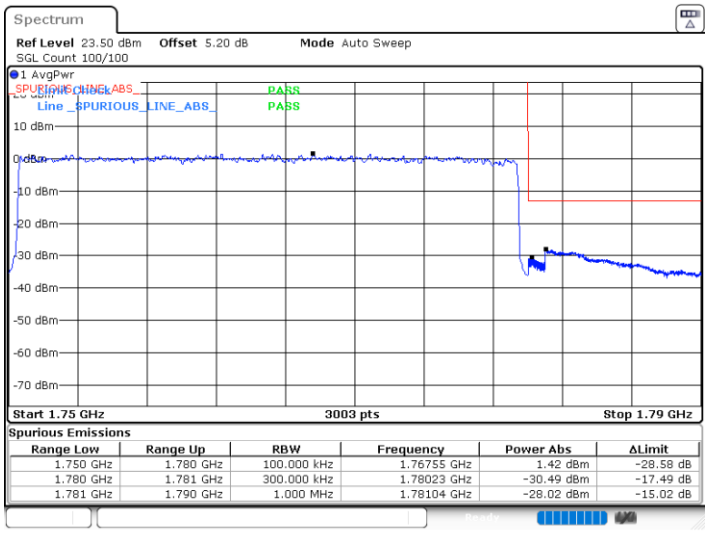

Spurious Emissions

Range Low	Range Up	RBW	Frequency	Power Abs	ΔLimit
1.750 GHz	1.780 GHz	100.000 kHz	1.76755 GHz	1.42 dBm	-28.58 dB
1.780 GHz	1.781 GHz	300.000 kHz	1.78023 GHz	-30.49 dBm	-17.49 dB
1.781 GHz	1.790 GHz	1.000 MHz	1.78104 GHz	-28.02 dBm	-15.02 dB

Date: 21.JUN.2022 23:36:42

FR1 n66 / 30MHz / DFT-s-OFDM / QPSK

Lowest Band Edge / 1RB0

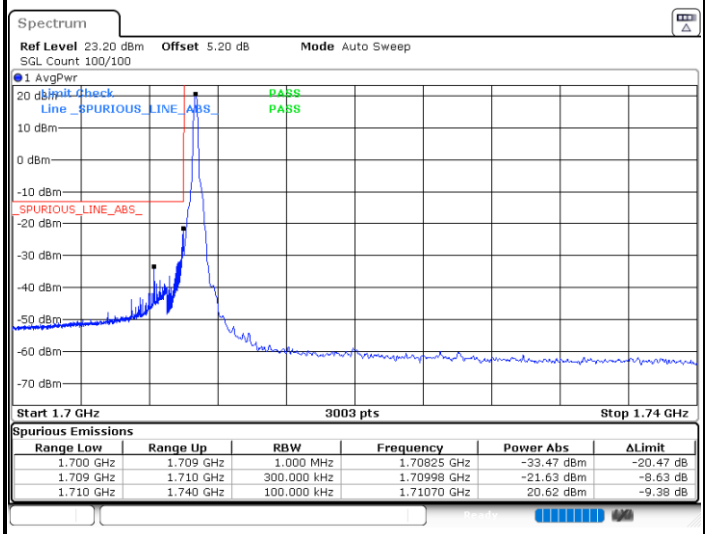

Spurious Emissions

Range Low	Range Up	RBW	Frequency	Power Abs	ΔLimit
1.700 GHz	1.709 GHz	1.000 MHz	1.70825 GHz	-33.47 dBm	-20.47 dB
1.709 GHz	1.710 GHz	300.000 kHz	1.70998 GHz	-21.63 dBm	-8.63 dB
1.710 GHz	1.740 GHz	100.000 kHz	1.71070 GHz	20.62 dBm	-9.38 dB

Date: 21.JUN.2022 23:26:33

Highest Band Edge / 1RBmax

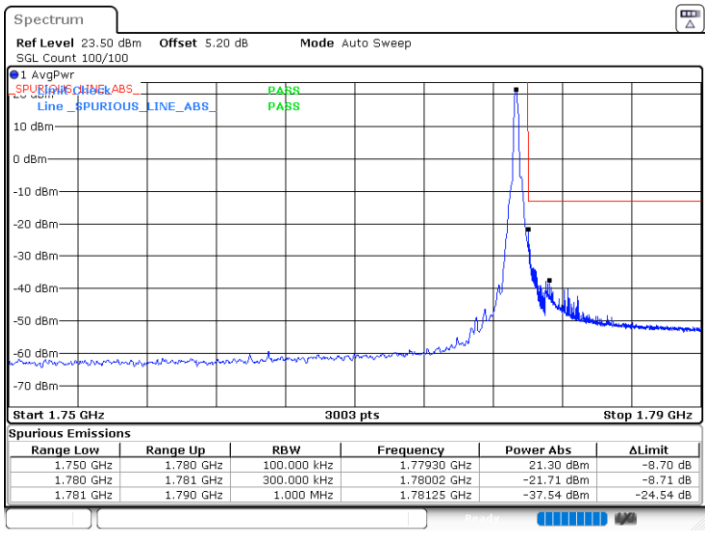

Spurious Emissions

Range Low	Range Up	RBW	Frequency	Power Abs	ΔLimit
1.750 GHz	1.780 GHz	100.000 kHz	1.77930 GHz	21.30 dBm	-8.70 dB
1.780 GHz	1.781 GHz	300.000 kHz	1.78002 GHz	-21.71 dBm	-8.71 dB
1.781 GHz	1.790 GHz	1.000 MHz	1.78125 GHz	-37.54 dBm	-24.54 dB

Date: 21.JUN.2022 23:36:08

Lowest Band Edge / Full RB

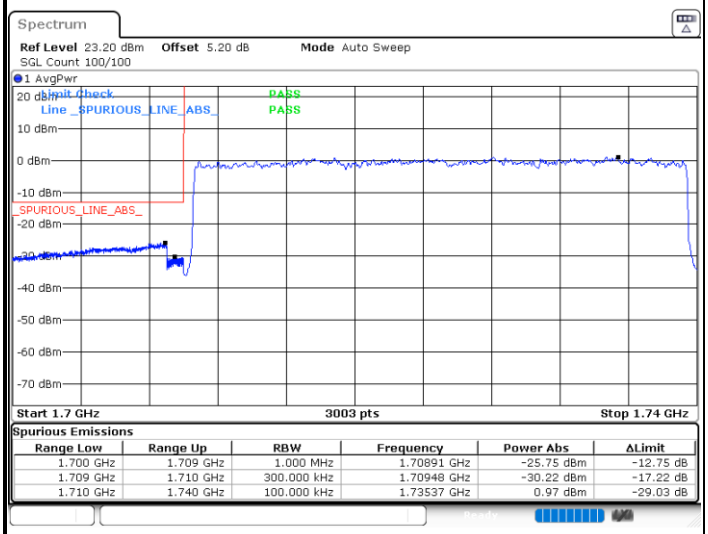

Spurious Emissions

Range Low	Range Up	RBW	Frequency	Power Abs	ΔLimit
1.700 GHz	1.709 GHz	1.000 MHz	1.70891 GHz	-25.75 dBm	-12.75 dB
1.709 GHz	1.710 GHz	300.000 kHz	1.70948 GHz	-30.22 dBm	-17.22 dB
1.710 GHz	1.740 GHz	100.000 kHz	1.73537 GHz	0.97 dBm	-29.03 dB

Date: 21.JUN.2022 23:26:53

Highest Band Edge / Full RB

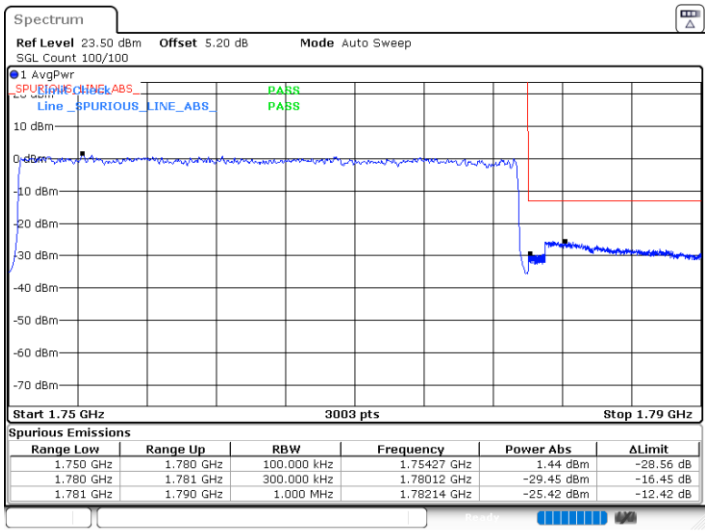

Spurious Emissions

Range Low	Range Up	RBW	Frequency	Power Abs	ΔLimit
1.750 GHz	1.780 GHz	100.000 kHz	1.75427 GHz	1.44 dBm	-28.56 dB
1.780 GHz	1.781 GHz	300.000 kHz	1.78012 GHz	-29.45 dBm	-16.45 dB
1.781 GHz	1.790 GHz	1.000 MHz	1.78214 GHz	-25.42 dBm	-12.42 dB

Date: 21.JUN.2022 23:36:27

Conducted Spurious Emission

FR1 n66 / 5MHz / DFT-S OFDM / BPSK

Lowest Channel / 1RB1

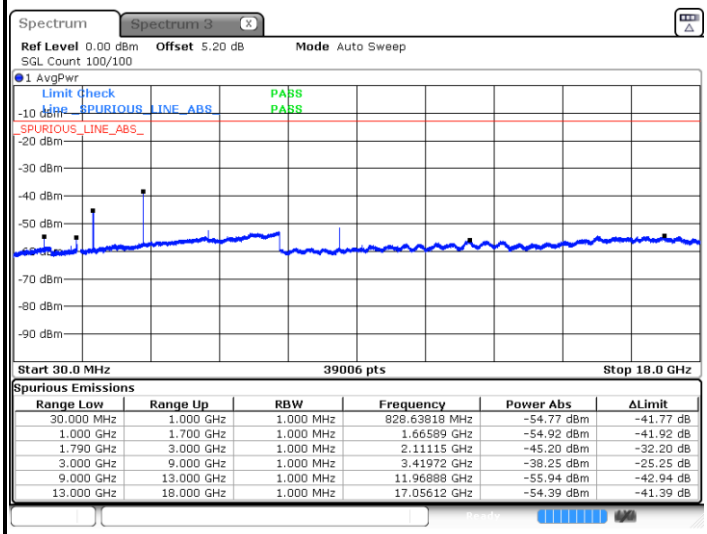

Spurious Emissions

Range Low	Range Up	RBW	Frequency	Power Abs	ΔLimit
30.000 MHz	1.000 GHz	1.000 MHz	828.63818 MHz	-54.77 dBm	-41.77 dB
1.000 GHz	1.700 GHz	1.000 MHz	1.66589 GHz	-54.92 dBm	-41.92 dB
1.790 GHz	3.000 GHz	1.000 MHz	2.11115 GHz	-45.20 dBm	-32.20 dB
3.000 GHz	9.000 GHz	1.000 MHz	3.41972 GHz	-38.25 dBm	-25.25 dB
9.000 GHz	13.000 GHz	1.000 MHz	11.96888 GHz	-55.94 dBm	-42.94 dB
13.000 GHz	18.000 GHz	1.000 MHz	17.05612 GHz	-54.39 dBm	-41.39 dB

Date: 21.JUN.2022 20:06:26

Middle Channel / 1RB1

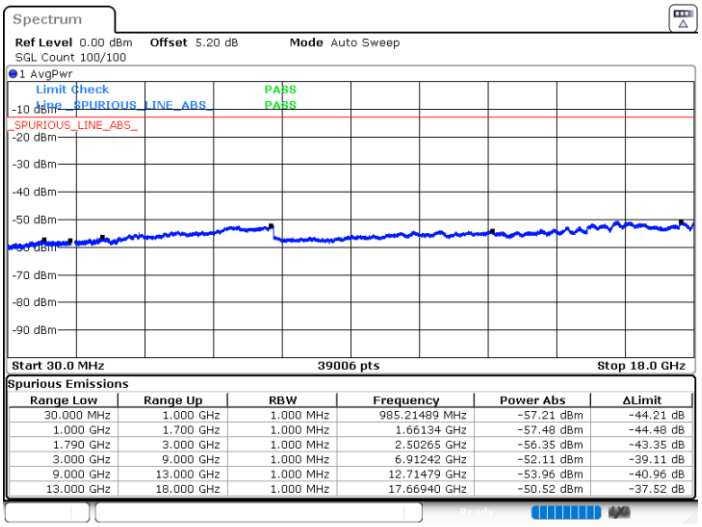

Spurious Emissions

Range Low	Range Up	RBW	Frequency	Power Abs	ΔLimit
30.000 MHz	1.000 GHz	1.000 MHz	985.21489 MHz	-57.21 dBm	-44.21 dB
1.000 GHz	1.700 GHz	1.000 MHz	1.66134 GHz	-57.48 dBm	-44.48 dB
1.790 GHz	3.000 GHz	1.000 MHz	2.50265 GHz	-56.35 dBm	-43.35 dB
3.000 GHz	9.000 GHz	1.000 MHz	6.91242 GHz	-52.11 dBm	-39.11 dB
9.000 GHz	13.000 GHz	1.000 MHz	12.71479 GHz	-53.96 dBm	-40.96 dB
13.000 GHz	18.000 GHz	1.000 MHz	17.66940 GHz	-50.52 dBm	-37.52 dB

Date: 21.JUN.2022 22:44:20

Highest Channel / 1RB1

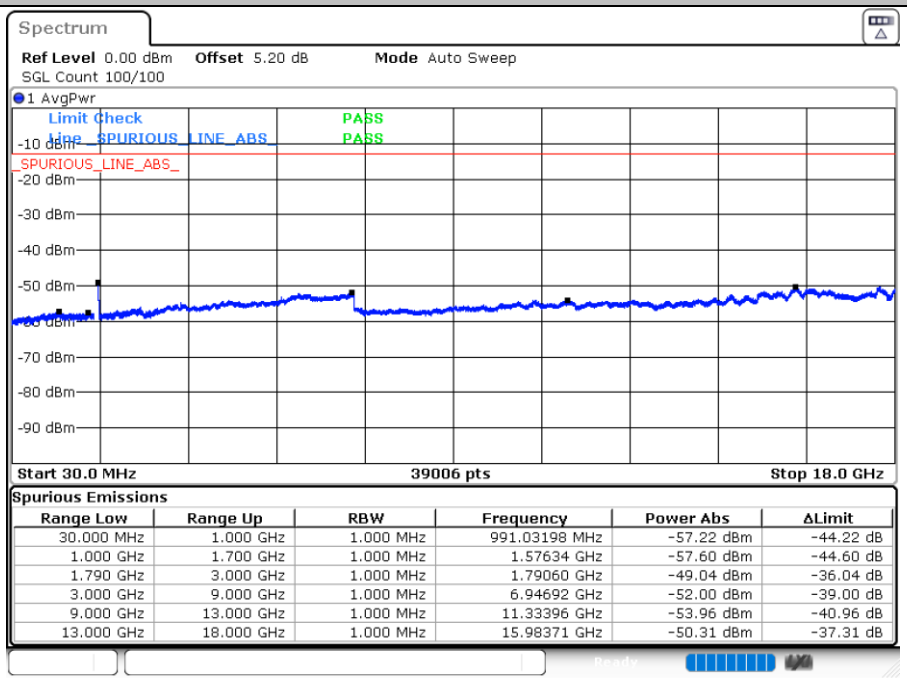

Spurious Emissions

Range Low	Range Up	RBW	Frequency	Power Abs	ΔLimit
30.000 MHz	1.000 GHz	1.000 MHz	991.03198 MHz	-57.22 dBm	-44.22 dB
1.000 GHz	1.700 GHz	1.000 MHz	1.57634 GHz	-57.60 dBm	-44.60 dB
1.790 GHz	3.000 GHz	1.000 MHz	1.79060 GHz	-49.04 dBm	-36.04 dB
3.000 GHz	9.000 GHz	1.000 MHz	6.94692 GHz	-52.00 dBm	-39.00 dB
9.000 GHz	13.000 GHz	1.000 MHz	11.33396 GHz	-53.96 dBm	-40.96 dB
13.000 GHz	18.000 GHz	1.000 MHz	15.98371 GHz	-50.31 dBm	-37.31 dB

Date: 21.JUN.2022 22:50:03

FR1 n66 / 5MHz / DFT-S OFDM / QPSK

Lowest Channel / 1RB1

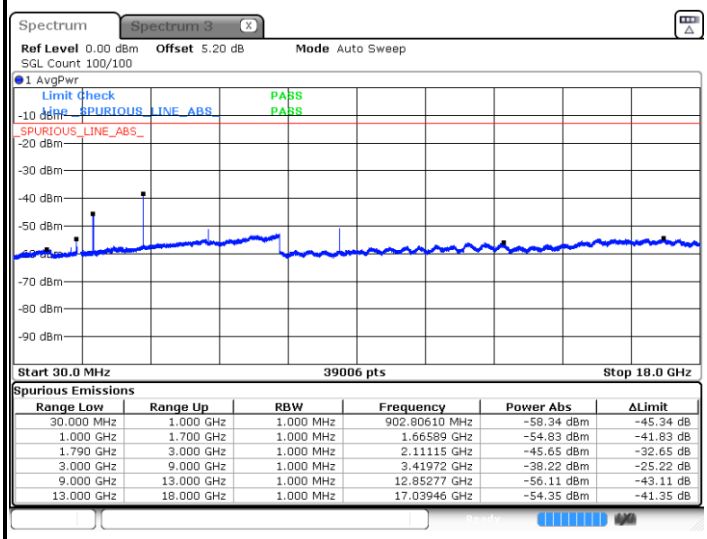

Spurious Emissions

Range Low	Range Up	RBW	Frequency	Power Abs	ΔLimit
30.000 MHz	1.000 GHz	1.000 MHz	902.80610 MHz	-58.34 dBm	-45.34 dB
1.000 GHz	1.700 GHz	1.000 MHz	1.66589 GHz	-54.83 dBm	-41.83 dB
1.790 GHz	3.000 GHz	1.000 MHz	2.11115 GHz	-45.65 dBm	-32.65 dB
3.000 GHz	9.000 GHz	1.000 MHz	3.41972 GHz	-38.22 dBm	-25.22 dB
9.000 GHz	13.000 GHz	1.000 MHz	12.85277 GHz	-56.11 dBm	-43.11 dB
13.000 GHz	18.000 GHz	1.000 MHz	17.03946 GHz	-54.35 dBm	-41.35 dB

Date: 21.JUN.2022 20:08:41

Middle Channel / 1RB1

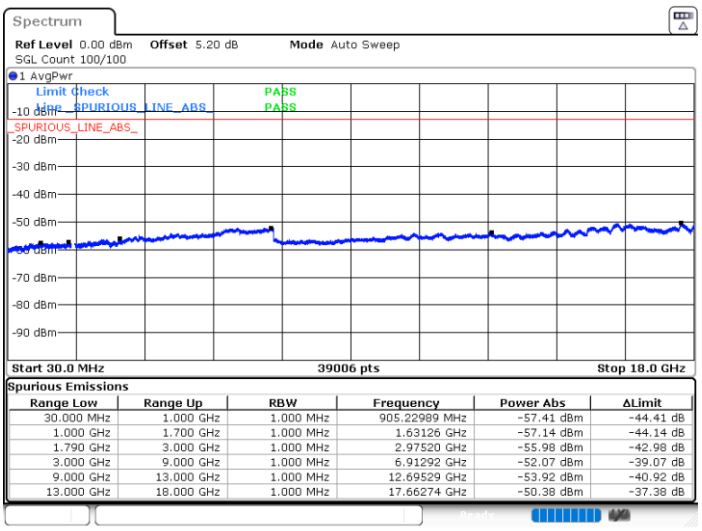

Spurious Emissions

Range Low	Range Up	RBW	Frequency	Power Abs	ΔLimit
30.000 MHz	1.000 GHz	1.000 MHz	905.22989 MHz	-57.41 dBm	-44.41 dB
1.000 GHz	1.700 GHz	1.000 MHz	1.63126 GHz	-57.14 dBm	-44.14 dB
1.790 GHz	3.000 GHz	1.000 MHz	2.97520 GHz	-55.98 dBm	-42.98 dB
3.000 GHz	9.000 GHz	1.000 MHz	6.91292 GHz	-52.07 dBm	-39.07 dB
9.000 GHz	13.000 GHz	1.000 MHz	12.69529 GHz	-53.92 dBm	-40.92 dB
13.000 GHz	18.000 GHz	1.000 MHz	17.66274 GHz	-50.38 dBm	-37.38 dB

Date: 21.JUN.2022 22:42:22

Highest Channel / 1RB1

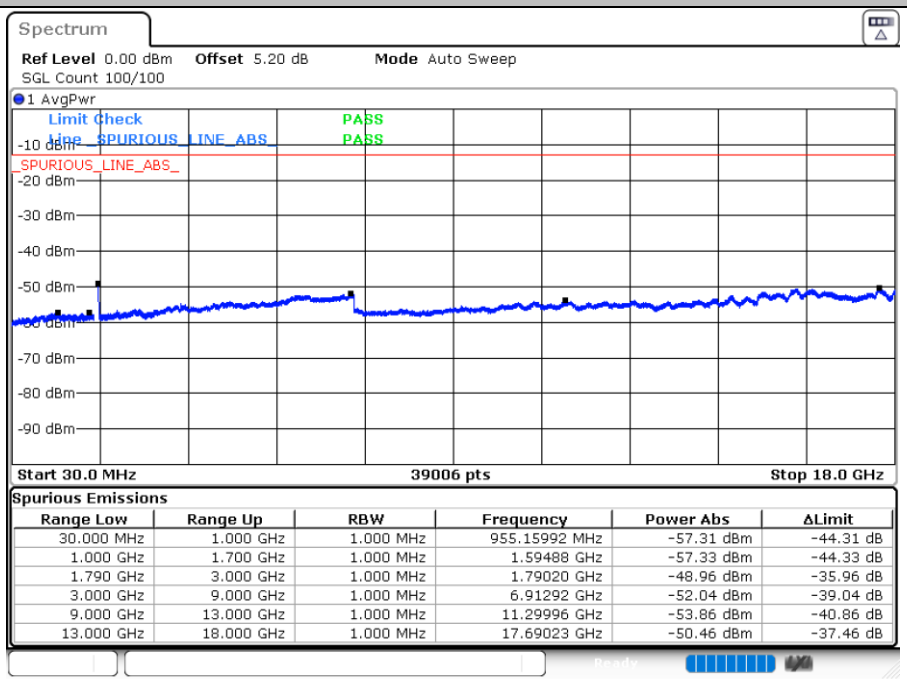

Spurious Emissions

Range Low	Range Up	RBW	Frequency	Power Abs	ΔLimit
30.000 MHz	1.000 GHz	1.000 MHz	955.15992 MHz	-57.31 dBm	-44.31 dB
1.000 GHz	1.700 GHz	1.000 MHz	1.59488 GHz	-57.33 dBm	-44.33 dB
1.790 GHz	3.000 GHz	1.000 MHz	1.79020 GHz	-48.96 dBm	-35.96 dB
3.000 GHz	9.000 GHz	1.000 MHz	6.91292 GHz	-52.04 dBm	-39.04 dB
9.000 GHz	13.000 GHz	1.000 MHz	11.29996 GHz	-53.86 dBm	-40.86 dB
13.000 GHz	18.000 GHz	1.000 MHz	17.69023 GHz	-50.46 dBm	-37.46 dB

Date: 21.JUN.2022 22:50:54

FR1 n66 / 15MHz / DFT-S OFDM / BPSK

Lowest Channel / 1RB1

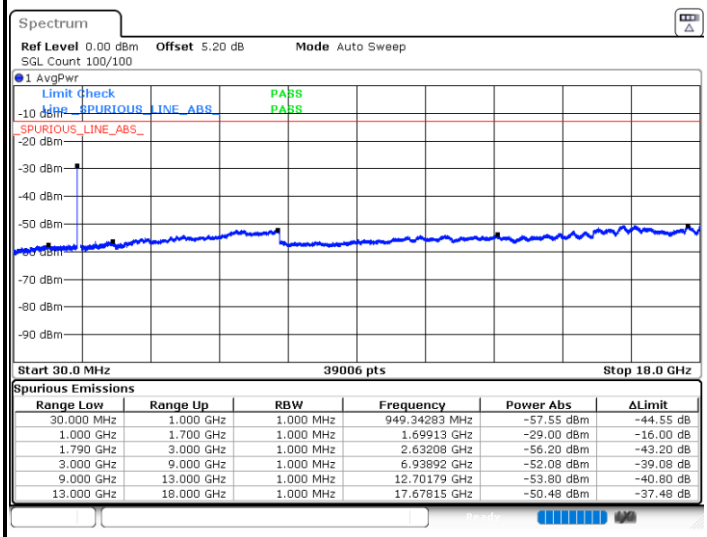

Spurious Emissions

Range Low	Range Up	RBW	Frequency	Power Abs	ΔLimit
30.000 MHz	1.000 GHz	1.000 MHz	949.34283 MHz	-57.55 dBm	-44.55 dB
1.000 GHz	1.700 GHz	1.000 MHz	1.69913 GHz	-29.00 dBm	-16.00 dB
1.790 GHz	3.000 GHz	1.000 MHz	2.63208 GHz	-56.20 dBm	-43.20 dB
3.000 GHz	9.000 GHz	1.000 MHz	6.93892 GHz	-52.08 dBm	-39.08 dB
9.000 GHz	13.000 GHz	1.000 MHz	12.70179 GHz	-53.80 dBm	-40.80 dB
13.000 GHz	18.000 GHz	1.000 MHz	17.67815 GHz	-50.48 dBm	-37.48 dB

Date: 21.JUN.2022 23:07:01

Middle Channel / 1RB1

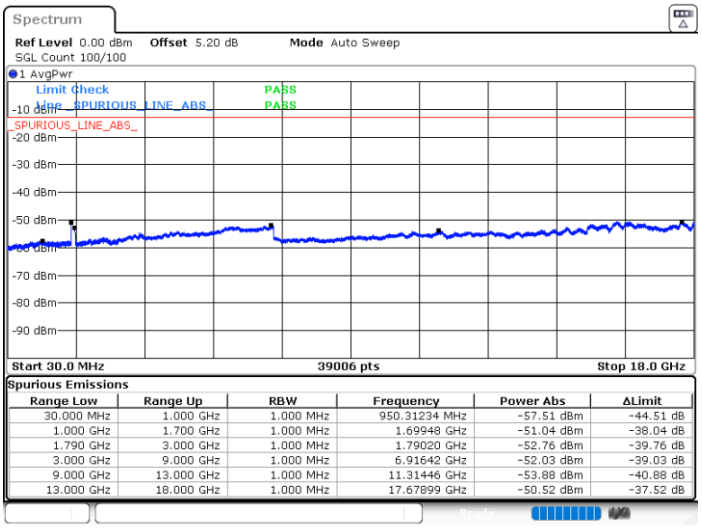

Spurious Emissions

Range Low	Range Up	RBW	Frequency	Power Abs	ΔLimit
30.000 MHz	1.000 GHz	1.000 MHz	950.31234 MHz	-57.51 dBm	-44.51 dB
1.000 GHz	1.700 GHz	1.000 MHz	1.69948 GHz	-51.04 dBm	-38.04 dB
1.790 GHz	3.000 GHz	1.000 MHz	1.79020 GHz	-52.76 dBm	-39.76 dB
3.000 GHz	9.000 GHz	1.000 MHz	6.91642 GHz	-52.03 dBm	-39.03 dB
9.000 GHz	13.000 GHz	1.000 MHz	11.31446 GHz	-53.88 dBm	-40.88 dB
13.000 GHz	18.000 GHz	1.000 MHz	17.67899 GHz	-50.52 dBm	-37.52 dB

Date: 21.JUN.2022 23:07:55

Highest Channel / 1RB1

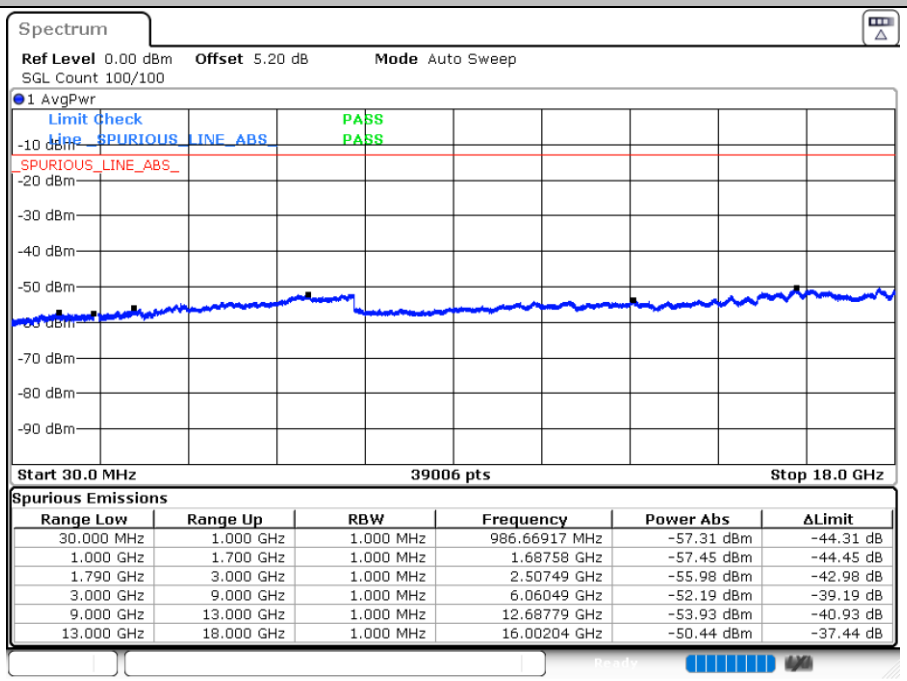

Spurious Emissions

Range Low	Range Up	RBW	Frequency	Power Abs	ΔLimit
30.000 MHz	1.000 GHz	1.000 MHz	986.66917 MHz	-57.31 dBm	-44.31 dB
1.000 GHz	1.700 GHz	1.000 MHz	1.68758 GHz	-57.45 dBm	-44.45 dB
1.790 GHz	3.000 GHz	1.000 MHz	2.50749 GHz	-55.98 dBm	-42.98 dB
3.000 GHz	9.000 GHz	1.000 MHz	6.06049 GHz	-52.19 dBm	-39.19 dB
9.000 GHz	13.000 GHz	1.000 MHz	12.68779 GHz	-53.93 dBm	-40.93 dB
13.000 GHz	18.000 GHz	1.000 MHz	16.00204 GHz	-50.44 dBm	-37.44 dB

Date: 21.JUN.2022 23:10:51

FR1 n66 / 15MHz / DFT-S OFDM / QPSK

Lowest Channel / 1RB1

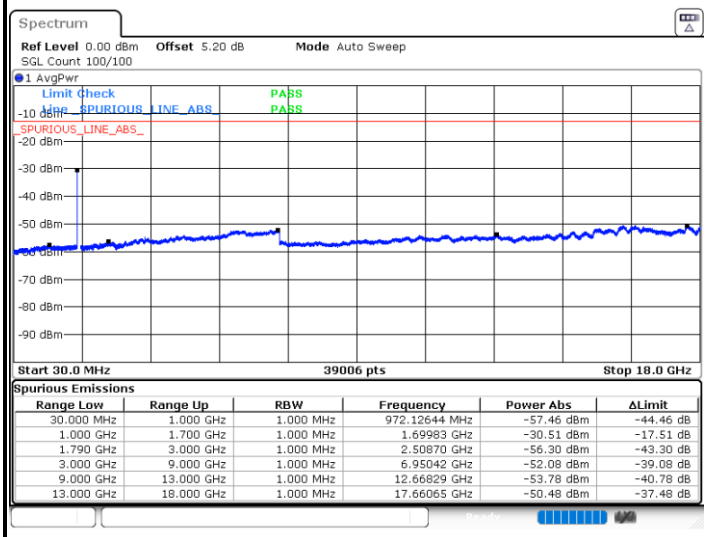

Spurious Emissions

Range Low	Range Up	RBW	Frequency	Power Abs	ΔLimit
30.000 MHz	1.000 GHz	1.000 MHz	972.12644 MHz	-57.46 dBm	-44.46 dB
1.000 GHz	1.700 GHz	1.000 MHz	1.69983 GHz	-30.51 dBm	-17.51 dB
1.790 GHz	3.000 GHz	1.000 MHz	2.50870 GHz	-56.30 dBm	-43.30 dB
3.000 GHz	9.000 GHz	1.000 MHz	6.95042 GHz	-52.08 dBm	-39.08 dB
9.000 GHz	13.000 GHz	1.000 MHz	12.66829 GHz	-53.78 dBm	-40.78 dB
13.000 GHz	18.000 GHz	1.000 MHz	17.66065 GHz	-50.48 dBm	-37.48 dB

Date: 21.JUN.2022 23:05:13

Middle Channel / 1RB1

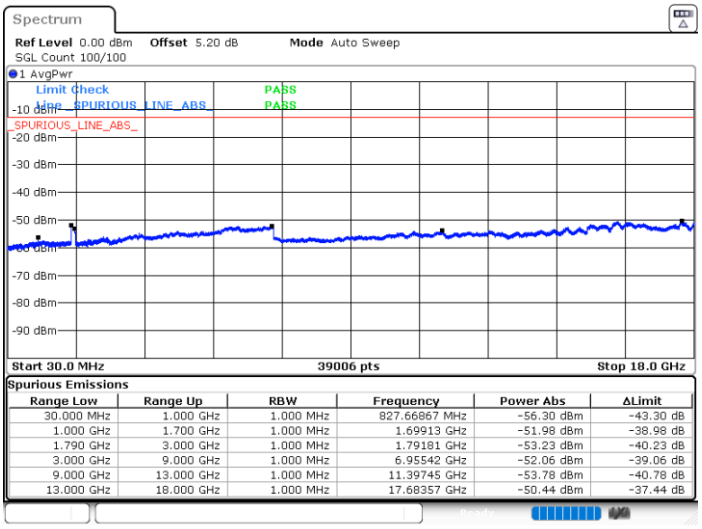

Spurious Emissions

Range Low	Range Up	RBW	Frequency	Power Abs	ΔLimit
30.000 MHz	1.000 GHz	1.000 MHz	827.66867 MHz	-56.30 dBm	-43.30 dB
1.000 GHz	1.700 GHz	1.000 MHz	1.69913 GHz	-51.98 dBm	-38.98 dB
1.790 GHz	3.000 GHz	1.000 MHz	1.79181 GHz	-53.23 dBm	-40.23 dB
3.000 GHz	9.000 GHz	1.000 MHz	6.95542 GHz	-52.06 dBm	-39.06 dB
9.000 GHz	13.000 GHz	1.000 MHz	11.39745 GHz	-53.78 dBm	-40.78 dB
13.000 GHz	18.000 GHz	1.000 MHz	17.68357 GHz	-50.44 dBm	-37.44 dB

Date: 21.JUN.2022 23:09:05

Highest Channel / 1RB1

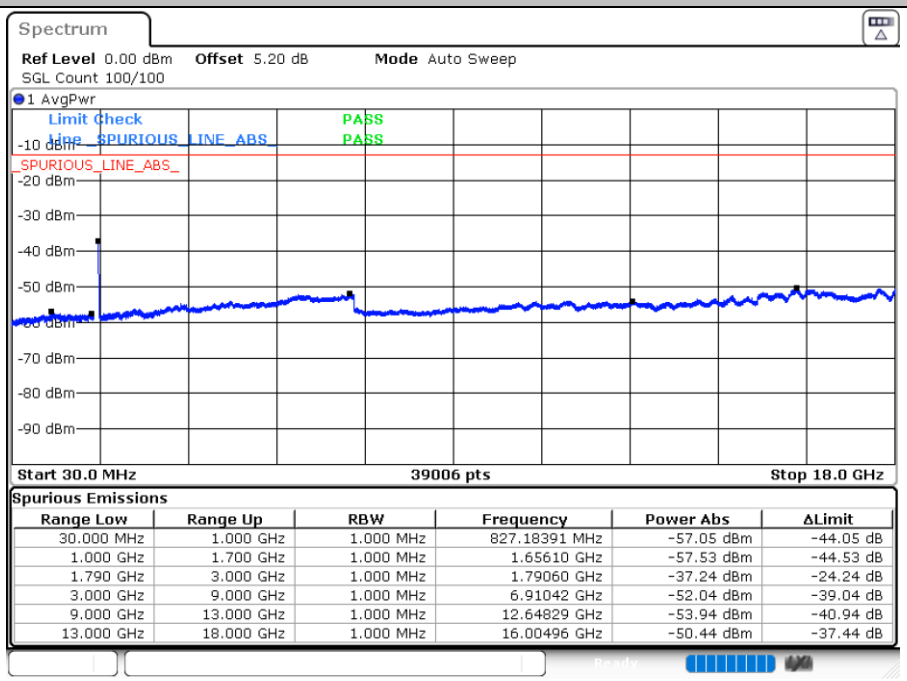

Spurious Emissions

Range Low	Range Up	RBW	Frequency	Power Abs	ΔLimit
30.000 MHz	1.000 GHz	1.000 MHz	827.18391 MHz	-57.05 dBm	-44.05 dB
1.000 GHz	1.700 GHz	1.000 MHz	1.65610 GHz	-57.53 dBm	-44.53 dB
1.790 GHz	3.000 GHz	1.000 MHz	1.79060 GHz	-37.24 dBm	-24.24 dB
3.000 GHz	9.000 GHz	1.000 MHz	6.91042 GHz	-52.04 dBm	-39.04 dB
9.000 GHz	13.000 GHz	1.000 MHz	12.64829 GHz	-53.94 dBm	-40.94 dB
13.000 GHz	18.000 GHz	1.000 MHz	16.00496 GHz	-50.44 dBm	-37.44 dB

Date: 21.JUN.2022 23:10:08

FR1 n66 / 30MHz / DFT-S OFDM / BPSK

Lowest Channel / 1RB1

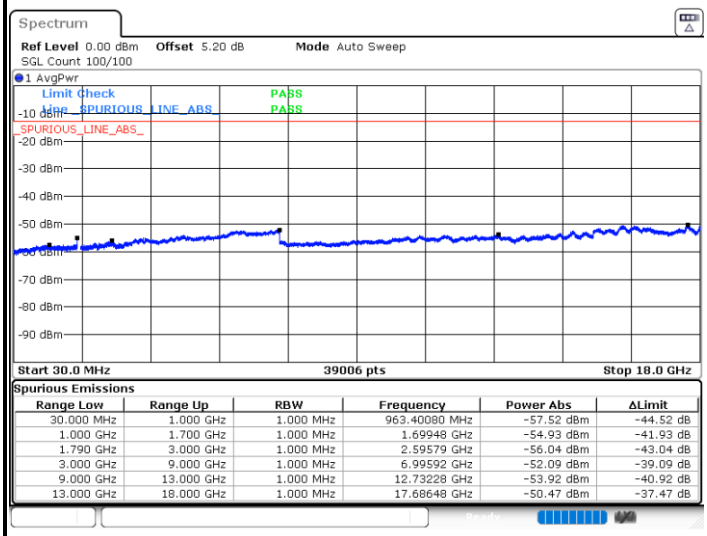

Spurious Emissions

Range Low	Range Up	RBW	Frequency	Power Abs	ΔLimit
30.000 MHz	1.000 GHz	1.000 MHz	963.40080 MHz	-57.52 dBm	-44.52 dB
1.000 GHz	1.700 GHz	1.000 MHz	1.69948 GHz	-54.93 dBm	-41.93 dB
1.790 GHz	3.000 GHz	1.000 MHz	2.59579 GHz	-56.04 dBm	-43.04 dB
3.000 GHz	9.000 GHz	1.000 MHz	6.99592 GHz	-52.09 dBm	-39.09 dB
9.000 GHz	13.000 GHz	1.000 MHz	12.73228 GHz	-53.92 dBm	-40.92 dB
13.000 GHz	18.000 GHz	1.000 MHz	17.68648 GHz	-50.47 dBm	-37.47 dB

Date: 21.JUN.2022 23:28:06

Middle Channel / 1RB1

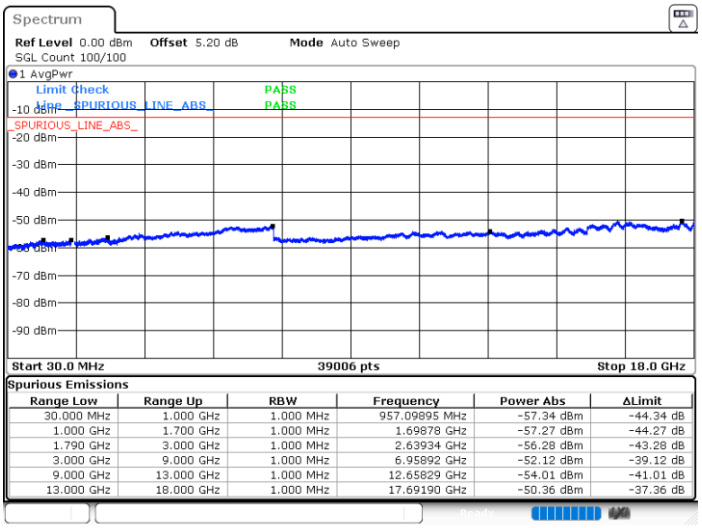

Spurious Emissions

Range Low	Range Up	RBW	Frequency	Power Abs	ΔLimit
30.000 MHz	1.000 GHz	1.000 MHz	957.09895 MHz	-57.34 dBm	-44.34 dB
1.000 GHz	1.700 GHz	1.000 MHz	1.69878 GHz	-57.27 dBm	-44.27 dB
1.790 GHz	3.000 GHz	1.000 MHz	2.63934 GHz	-56.28 dBm	-43.28 dB
3.000 GHz	9.000 GHz	1.000 MHz	6.95892 GHz	-52.12 dBm	-39.12 dB
9.000 GHz	13.000 GHz	1.000 MHz	12.65829 GHz	-54.01 dBm	-41.01 dB
13.000 GHz	18.000 GHz	1.000 MHz	17.69190 GHz	-50.36 dBm	-37.36 dB

Date: 21.JUN.2022 23:34:20

Highest Channel / 1RB1

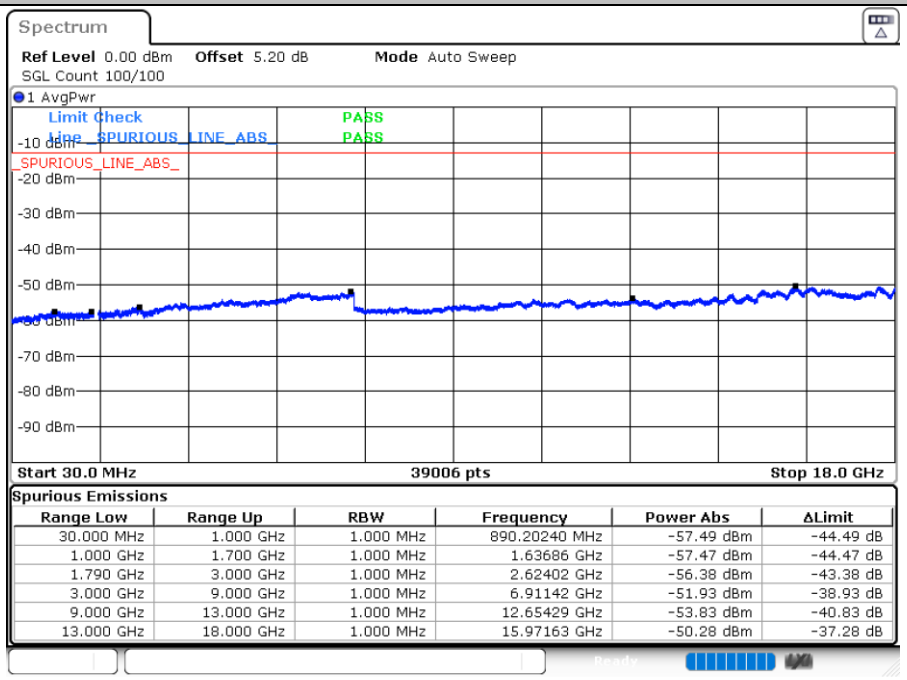

Spurious Emissions

Range Low	Range Up	RBW	Frequency	Power Abs	ΔLimit
30.000 MHz	1.000 GHz	1.000 MHz	890.20240 MHz	-57.49 dBm	-44.49 dB
1.000 GHz	1.700 GHz	1.000 MHz	1.63686 GHz	-57.47 dBm	-44.47 dB
1.790 GHz	3.000 GHz	1.000 MHz	2.62402 GHz	-56.38 dBm	-43.38 dB
3.000 GHz	9.000 GHz	1.000 MHz	6.91142 GHz	-51.93 dBm	-38.93 dB
9.000 GHz	13.000 GHz	1.000 MHz	12.65429 GHz	-53.83 dBm	-40.83 dB
13.000 GHz	18.000 GHz	1.000 MHz	15.97163 GHz	-50.28 dBm	-37.28 dB

Date: 21.JUN.2022 23:37:37

FR1 n66 / 30MHz / DFT-S OFDM / QPSK

Lowest Channel / 1RB1

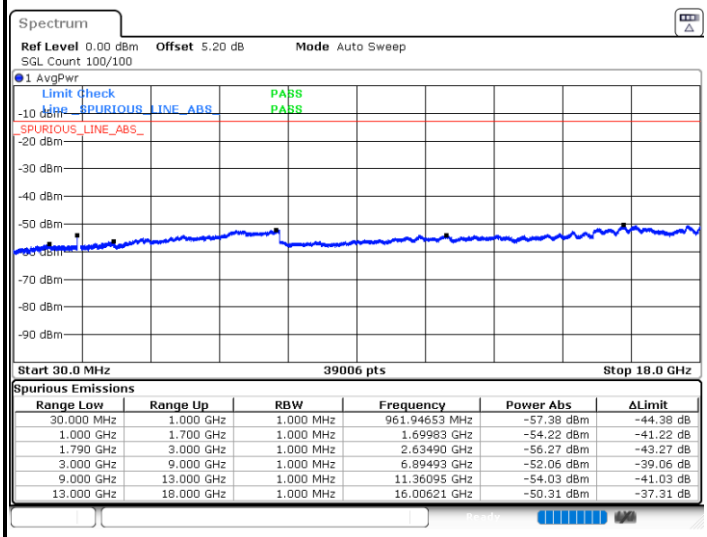

Spurious Emissions

Range Low	Range Up	RBW	Frequency	Power Abs	ΔLimit
30.000 MHz	1.000 GHz	1.000 MHz	961.94653 MHz	-57.38 dBm	-44.38 dB
1.000 GHz	1.700 GHz	1.000 MHz	1.69983 GHz	-54.22 dBm	-41.22 dB
1.790 GHz	3.000 GHz	1.000 MHz	2.63490 GHz	-56.27 dBm	-43.27 dB
3.000 GHz	9.000 GHz	1.000 MHz	6.89493 GHz	-52.06 dBm	-39.06 dB
9.000 GHz	13.000 GHz	1.000 MHz	11.36095 GHz	-54.03 dBm	-41.03 dB
13.000 GHz	18.000 GHz	1.000 MHz	16.00621 GHz	-50.31 dBm	-37.31 dB

Date: 21.JUN.2022 23:33:17

Middle Channel / 1RB1

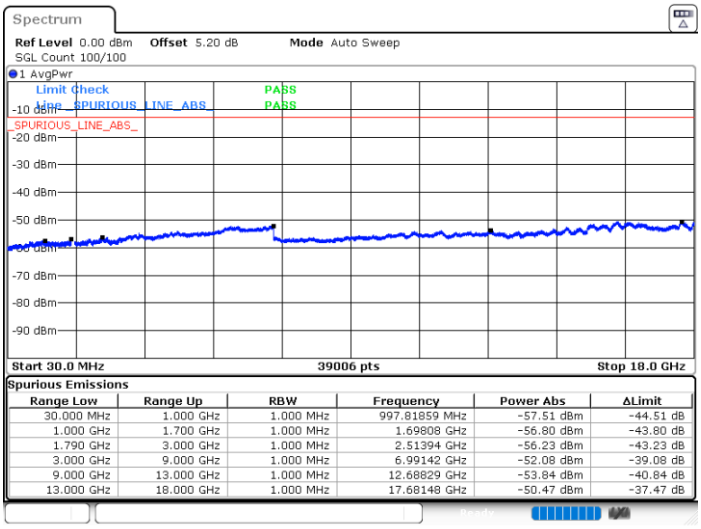

Spurious Emissions

Range Low	Range Up	RBW	Frequency	Power Abs	ΔLimit
30.000 MHz	1.000 GHz	1.000 MHz	997.81859 MHz	-57.51 dBm	-44.51 dB
1.000 GHz	1.700 GHz	1.000 MHz	1.69808 GHz	-56.80 dBm	-43.80 dB
1.790 GHz	3.000 GHz	1.000 MHz	2.51394 GHz	-56.23 dBm	-43.23 dB
3.000 GHz	9.000 GHz	1.000 MHz	6.99142 GHz	-52.08 dBm	-39.08 dB
9.000 GHz	13.000 GHz	1.000 MHz	12.68829 GHz	-53.84 dBm	-40.84 dB
13.000 GHz	18.000 GHz	1.000 MHz	17.68148 GHz	-50.47 dBm	-37.47 dB

Date: 21.JUN.2022 23:35:07

Highest Channel / 1RB1

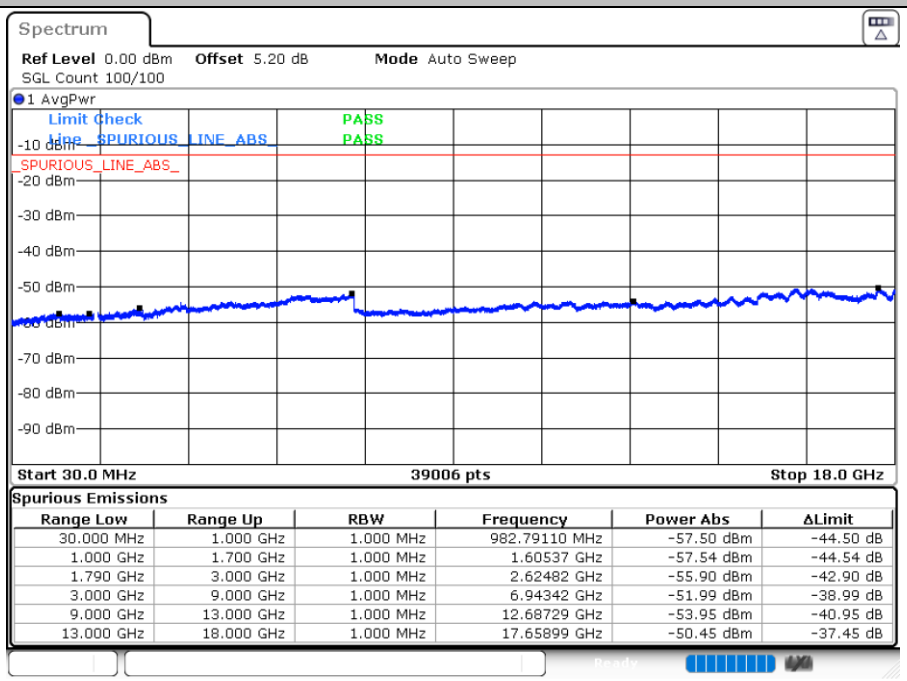

Spurious Emissions

Range Low	Range Up	RBW	Frequency	Power Abs	ΔLimit
30.000 MHz	1.000 GHz	1.000 MHz	982.79110 MHz	-57.50 dBm	-44.50 dB
1.000 GHz	1.700 GHz	1.000 MHz	1.60537 GHz	-57.54 dBm	-44.54 dB
1.790 GHz	3.000 GHz	1.000 MHz	2.62482 GHz	-55.90 dBm	-42.90 dB
3.000 GHz	9.000 GHz	1.000 MHz	6.94342 GHz	-51.99 dBm	-38.99 dB
9.000 GHz	13.000 GHz	1.000 MHz	12.68729 GHz	-53.95 dBm	-40.95 dB
13.000 GHz	18.000 GHz	1.000 MHz	17.65899 GHz	-50.45 dBm	-37.45 dB

Date: 21.JUN.2022 23:39:06

Frequency Stability

Test Conditions		FR1 n66 (QPSK) / Middle Channel	Limit
Temperature (°C)	Voltage (Volt)	BW 20MHz	Note 2.
		Deviation (ppm)	Result
50	Normal Voltage	0.0021	PASS
40	Normal Voltage	0.0004	
30	Normal Voltage	0.0009	
20(Ref.)	Normal Voltage	0.0000	
10	Normal Voltage	0.0015	
0	Normal Voltage	0.0001	
-10	Normal Voltage	0.0034	
-20	Normal Voltage	0.0002	
-30	Normal Voltage	0.0006	
20	Maximum Voltage	0.0023	
20	Normal Voltage	0.0028	
20	Battery End Point	0.0006	

Note:

1. Normal Voltage =3.87 V. ; Battery End Point (BEP) =3.55 V. ; Maximum Voltage =4.45 V.
2. Note: The frequency fundamental emissions stay within the authorized frequency block.

Appendix B. Test Results of Radiated Test

n66 / NR 20MHz / QPSK / ANT0(NR)								
Channel	Frequency (MHz)	EIRP (dBm)	Limit (dBm)	Over Limit (dB)	S.G. Power (dBm)	TX Cable loss (dB)	TX Antenna Gain (dBi)	Polarization (H/V)
Lowest	3423	-57.85	-13	-44.85	-68.59	2.604	13.34	H
	5133	-54.83	-13	-41.83	-65.34	3.011	13.52	H
	6840	-53.78	-13	-40.78	-63.98	3.271	13.47	H
	3423	-58.29	-13	-45.29	-69.03	2.604	13.34	V
	5133	-54.99	-13	-41.99	-65.50	3.011	13.52	V
	6840	-54.16	-13	-41.16	-64.36	3.271	13.47	V
Middle	3471	-57.31	-13	-44.31	-68.05	2.604	13.34	H
	5208	-54.43	-13	-41.43	-64.94	3.011	13.52	H
	6948	-53.55	-13	-40.55	-63.75	3.271	13.47	H
	3471	-58.15	-13	-45.15	-68.89	2.604	13.34	V
	5208	-54.95	-13	-41.95	-65.46	3.011	13.52	V
	6948	-53.48	-13	-40.48	-63.68	3.271	13.47	V
Highest	3522	-54.51	-13	-41.51	-65.25	2.604	13.34	H
	5283	-55.12	-13	-42.12	-65.63	3.011	13.52	H
	7044	-53.65	-13	-40.65	-63.85	3.271	13.47	H
	3522	-55.36	-13	-42.36	-66.10	2.604	13.34	V
	5283	-55.00	-13	-42.00	-65.51	3.011	13.52	V
	7044	-53.63	-13	-40.63	-63.83	3.271	13.47	V

Remark: Spurious emissions within 30-1000MHz were found more than 20dB below limit line.

EN-DC_5A_n66A / LTE 10MHz + NR 20MHz / QPSK / ANT0(LTE) & ANT2(NR)								
Channel	Frequency (MHz)	EIRP (dBm)	Limit (dBm)	Over Limit (dB)	S.G. Power (dBm)	TX Cable loss (dB)	TX Antenna Gain (dBi)	Polarization (H/V)
Lowest	3423	-56.27	-13	-43.27	-67.01	2.604	13.34	H
	5133	-53.25	-13	-40.25	-63.76	3.011	13.52	H
	6840	-53.83	-13	-40.83	-64.03	3.271	13.47	H
	3423	-58.41	-13	-45.41	-69.15	2.604	13.34	V
	5133	-54.94	-13	-41.94	-65.45	3.011	13.52	V
	6840	-53.28	-13	-40.28	-63.48	3.271	13.47	V
Middle	3471	-56.92	-13	-43.92	-67.66	2.604	13.34	H
	5208	-45.14	-13	-32.14	-55.65	3.011	13.52	H
	6948	-53.37	-13	-40.37	-63.57	3.271	13.47	H
	3471	-58.42	-13	-45.42	-69.16	2.604	13.34	V
	5208	-50.05	-13	-37.05	-60.56	3.011	13.52	V
	6948	-53.68	-13	-40.68	-63.88	3.271	13.47	V
Highest	3522	-57.76	-13	-44.76	-68.50	2.604	13.34	H
	5283	-53.92	-13	-40.92	-64.43	3.011	13.52	H
	7044	-53.75	-13	-40.75	-63.95	3.271	13.47	H
	3522	-58.12	-13	-45.12	-68.86	2.604	13.34	V
	5283	-55.12	-13	-42.12	-65.63	3.011	13.52	V
	7044	-53.79	-13	-40.79	-63.99	3.271	13.47	V

Remark: Spurious emissions within 30-1000MHz were found more than 20dB below limit line.

n7 / NR 50MHz / QPSK / ANT0(NR)								
Channel	Frequency (MHz)	EIRP (dBm)	Limit (dBm)	Over Limit (dB)	S.G. Power (dBm)	TX Cable loss (dB)	TX Antenna Gain (dBi)	Polarization (H/V)
Lowest	5000	-60.63	-25	-35.63	-70.84	3.03	13.24	H
	7500	-50.00	-25	-25.00	-59.45	3.56	13.01	H
	10000	-59.54	-25	-34.54	-69.06	3.92	13.44	H
	5000	-61.14	-25	-36.14	-71.35	3.03	13.24	V
	7500	-49.73	-25	-24.73	-59.18	3.56	13.01	V
	10000	-58.05	-25	-33.05	-67.57	3.92	13.44	V
Middle	5025	-58.79	-25	-33.79	-69.00	3.03	13.24	H
	7540	-51.87	-25	-26.87	-61.32	3.56	13.01	H
	10050	-60.58	-25	-35.58	-70.10	3.92	13.44	H
	12565	-56.03	-25	-31.03	-65.95	4.44	14.36	V
	5025	-58.96	-25	-33.96	-69.17	3.03	13.24	V
	7540	-47.87	-25	-22.87	-57.32	3.56	13.01	V
Highest	5050	-60.63	-25	-35.63	-70.84	3.03	13.24	H
	7570	-41.39	-25	-16.39	-50.84	3.56	13.01	H
	10091	-60.84	-25	-35.84	-70.36	3.92	13.44	H
	12615	-57.74	-25	-32.74	-67.66	4.44	14.36	H
	5050	-61.97	-25	-36.97	-72.18	3.03	13.24	V
	7570	-39.05	-25	-14.05	-48.50	3.56	13.01	V
	10091	-61.18	-25	-36.18	-70.70	3.92	13.44	V
	12615	-54.19	-25	-29.19	-64.11	4.44	14.36	V

Remark: Spurious emissions within 30-1000MHz were found more than 20dB below limit line.

EN-DC_5A_n7A / LTE 10MHz + NR 20MHz / QPSK / ANT0(LTE) & ANT2(NR)								
Channel	Frequency (MHz)	EIRP (dBm)	Limit (dBm)	Over Limit (dB)	S.G. Power (dBm)	TX Cable loss (dB)	TX Antenna Gain (dBi)	Polarization (H/V)
Lowest	5004	-63.72	-25	-38.72	-73.93	3.03	13.24	H
	7504	-63.08	-25	-38.08	-72.53	3.56	13.01	H
	10000	-61.43	-25	-36.43	-70.95	3.92	13.44	H
	5004	-63.92	-25	-38.92	-74.13	3.03	13.24	V
	7504	-63.43	-25	-38.43	-72.88	3.56	13.01	V
	10000	-61.88	-25	-36.88	-71.40	3.92	13.44	V
Middle	5052	-63.09	-25	-38.09	-73.30	3.03	13.24	H
	7580	-61.71	-25	-36.71	-71.16	3.56	13.01	H
	10100	-61.05	-25	-36.05	-70.57	3.92	13.44	H
	5052	-63.86	-25	-38.86	-74.07	3.03	13.24	V
	7580	-62.78	-25	-37.78	-72.23	3.56	13.01	V
	10100	-61.80	-25	-36.80	-71.32	3.92	13.44	V
Highest	5104	-63.61	-25	-38.61	-73.82	3.03	13.24	H
	7652	-62.66	-25	-37.66	-72.11	3.56	13.01	H
	10200	-61.29	-25	-36.29	-70.81	3.92	13.44	H
	5104	-63.35	-25	-38.35	-73.56	3.03	13.24	V
	7652	-63.04	-25	-38.04	-72.49	3.56	13.01	V
	10200	-61.48	-25	-36.48	-71.00	3.92	13.44	V

Remark: Spurious emissions within 30-1000MHz were found more than 20dB below limit line.

N38 / NR 40MHz / QPSK / ANT0(NR)								
Channel	Frequency (MHz)	EIRP (dBm)	Limit (dBm)	Over Limit (dB)	S.G. Power (dBm)	TX Cable loss (dB)	TX Antenna Gain (dBi)	Polarization (H/V)
Lowest	5124	-53.55	-25	-28.55	-63.76	3.03	13.24	H
	7688	-42.64	-25	-17.64	-52.09	3.56	13.01	H
	10250	-61.34	-25	-36.34	-70.86	3.92	13.44	H
	5124	-51.83	-25	-26.83	-62.04	3.03	13.24	V
	7688	-40.77	-25	-15.77	-50.22	3.56	13.01	V
	10250	-61.86	-25	-36.86	-71.38	3.92	13.44	V
Middle	5154	-56.60	-25	-31.60	-66.81	3.03	13.24	H
	7732	-42.53	-25	-17.53	-51.98	3.56	13.01	H
	10310	-60.95	-25	-35.95	-70.47	3.92	13.44	H
	5154	-55.70	-25	-30.70	-65.91	3.03	13.24	V
	7732	-43.63	-25	-18.63	-53.08	3.56	13.01	V
	10310	-61.20	-25	-36.20	-70.72	3.92	13.44	V
Highest	5165	-55.67	-25	-30.67	-65.88	3.03	13.24	H
	7750	-43.81	-25	-18.81	-53.26	3.56	13.01	H
	10330	-61.23	-25	-36.23	-70.75	3.92	13.44	H
	5165	-54.43	-25	-29.43	-64.64	3.03	13.24	V
	7750	-39.12	-25	-14.12	-48.57	3.56	13.01	V
	10330	-61.59	-25	-36.59	-71.11	3.92	13.44	V

Remark: Spurious emissions within 30-1000MHz were found more than 20dB below limit line.

EN-DC_2A_n38A / LTE 20MHz + NR 40MHz / QPSK / ANT2(LTE) & ANT0(NR)								
Channel	Frequency (MHz)	EIRP (dBm)	Limit (dBm)	Over Limit (dB)	S.G. Power (dBm)	TX Cable loss (dB)	TX Antenna Gain (dBi)	Polarization (H/V)
Lowest	5144	-63.60	-25	-38.60	-73.81	3.03	13.24	H
	7712	-62.06	-25	-37.06	-71.51	3.56	13.01	H
	10280	-61.60	-25	-36.60	-71.12	3.92	13.44	H
	5144	-63.32	-25	-38.32	-73.53	3.03	13.24	V
	7712	-61.95	-25	-36.95	-71.40	3.56	13.01	V
	10280	-61.63	-25	-36.63	-71.15	3.92	13.44	V
Middle	5155	-62.80	-25	-37.80	-73.01	3.03	13.24	H
	7732	-60.92	-25	-35.92	-70.37	3.56	13.01	H
	10310	-61.17	-25	-36.17	-70.69	3.92	13.44	H
	5155	-59.07	-25	-34.07	-69.28	3.03	13.24	V
	7735	-57.07	-25	-32.07	-66.52	3.56	13.01	V
	10310	-61.75	-25	-36.75	-71.27	3.92	13.44	V
Highest	5165	-63.42	-25	-38.42	-73.63	3.03	13.24	H
	7750	-62.24	-25	-37.24	-71.69	3.56	13.01	H
	10330	-61.14	-25	-36.14	-70.66	3.92	13.44	H
	5165	-63.58	-25	-38.58	-73.79	3.03	13.24	V
	7750	-62.43	-25	-37.43	-71.88	3.56	13.01	V
	10330	-61.17	-25	-36.17	-70.69	3.92	13.44	V

Remark: Spurious emissions within 30-1000MHz were found more than 20dB below limit line.

n41 / NR 100MHz / QPSK / ANT0(NR)								
Channel	Frequency (MHz)	EIRP (dBm)	Limit (dBm)	Over Limit (dB)	S.G. Power (dBm)	TX Cable loss (dB)	TX Antenna Gain (dBi)	Polarization (H/V)
Lowest	5004	-63.43	-25	-38.43	-73.64	3.03	13.24	H
	7496	-60.51	-25	-35.51	-69.96	3.56	13.01	H
	10000	-61.54	-25	-36.54	-71.06	3.92	13.44	H
	5004	-63.49	-25	-38.49	-73.70	3.03	13.24	V
	7496	-61.67	-25	-36.67	-71.12	3.56	13.01	V
	10000	-61.80	-25	-36.80	-71.32	3.92	13.44	V
Middle	5088	-61.72	-25	-36.72	-71.93	3.03	13.24	H
	7632	-61.54	-25	-36.54	-70.99	3.56	13.01	H
	10190	-61.21	-25	-36.21	-70.73	3.92	13.44	H
	5088	-61.08	-25	-36.08	-71.29	3.03	13.24	V
	7632	-60.77	-25	-35.77	-70.22	3.56	13.01	V
	10190	-61.61	-25	-36.61	-71.13	3.92	13.44	V
Highest	5184	-62.76	-25	-37.76	-72.97	3.03	13.24	H
	7784	-62.25	-25	-37.25	-71.70	3.56	13.01	H
	10380	-60.71	-25	-35.71	-70.23	3.92	13.44	H
	5184	-61.95	-25	-36.95	-72.16	3.03	13.24	V
	7784	-62.14	-25	-37.14	-71.59	3.56	13.01	V
	10380	-61.44	-25	-36.44	-70.96	3.92	13.44	V

Remark: Spurious emissions within 30-1000MHz were found more than 20dB below limit line.

EN-DC_2A_n41A / LTE 20MHz + NR 100MHz / QPSK / ANT0(LTE) & ANT2(NR)								
Channel	Frequency (MHz)	EIRP (dBm)	Limit (dBm)	Over Limit (dB)	S.G. Power (dBm)	TX Cable loss (dB)	TX Antenna Gain (dBi)	Polarization (H/V)
Lowest	5004	-63.50	-25	-38.50	-73.71	3.03	13.24	H
	7504	-62.52	-25	-37.52	-71.97	3.56	13.01	H
	10000	-62.09	-25	-37.09	-71.61	3.92	13.44	H
	5004	-63.54	-25	-38.54	-73.75	3.03	13.24	V
	7504	-62.83	-25	-37.83	-72.28	3.56	13.01	V
	10000	-61.52	-25	-36.52	-71.04	3.92	13.44	V
Middle	5096	-63.30	-25	-38.30	-73.51	3.03	13.24	H
	7644	-62.80	-25	-37.80	-72.25	3.56	13.01	H
	10190	-61.28	-25	-36.28	-70.80	3.92	13.44	H
	5096	-63.65	-25	-38.65	-73.86	3.03	13.24	V
	7644	-62.14	-25	-37.14	-71.59	3.56	13.01	V
	10190	-61.15	-25	-36.15	-70.67	3.92	13.44	V
Highest	5192	-63.79	-25	-38.79	-74.00	3.03	13.24	H
	7784	-62.24	-25	-37.24	-71.69	3.56	13.01	H
	10380	-61.28	-25	-36.28	-70.80	3.92	13.44	H
	5192	-64.03	-25	-39.03	-74.24	3.03	13.24	V
	7784	-62.10	-25	-37.10	-71.55	3.56	13.01	V
	10380	-61.30	-25	-36.30	-70.82	3.92	13.44	V

Remark: Spurious emissions within 30-1000MHz were found more than 20dB below limit line.