WIFI Ant. 6+7	Note	Frequency (MHz)	Level (dBμV/m)	Margin (dB)	Limit Line (dBμV/m)	Read Level (dBμV)	Antenna Factor (dB/m)	Path Loss (dB)	Preamp Factor (dB)	Ant Pos (cm)	Table Pos (deg)	Peak Avg. (P/A)	Pol. (H/V)
		10480	47.54	-20.66	68.2	53.77	40.34	9.85	56.42	-	-	P	H
		15720	44.09	-29.91	74	49.65	38.68	12.05	56.29	-	-	P	H
													H
													H
													H
													H
													H
													H
													H
													H
802.11ax													H
HE20 Full													H
CH 48		10480	46.9	-21.3	68.2	53.13	40.34	9.85	56.42	-	-	P	V
5240MHz		15720	45.7	-28.3	74	51.26	38.68	12.05	56.29	-	-	P	V
													V
													V
													V
													V
													V
													V
													V
													V
													V
													V
Remark	1. No other spurious found. 2. All results are PASS against Peak and Average limit line. 3. The emission position marked as "-" means no suspected emission found with sufficient margin against limit line or noise floor only.												

Band 1 5150~5250MHz

WIFI 802.11ax HE20 Partial 106 (Band Edge @ 3m)

WIFI Ant. 6+7	Note	Frequency (MHz)	Level (dBμV/m)	Margin (dB)	Limit Line (dBμV/m)	Read Level (dBμV)	Antenna Factor (dB/m)	Path Loss (dB)	Preamp Factor (dB)	Ant Pos (cm)	Table Pos (deg)	Peak Avg. (P/A)	Pol. (H/V)
802.11ax HE20 Partial 106/53 CH 36 5180MHz		5141.7	61.3	-12.7	74	49.42	32.18	6.21	26.51	100	356	P	H
		5150	52.88	-1.12	54	40.97	32.2	6.22	26.51	100	356	A	H
	*	5180	120.38	-	-	108.57	32.08	6.25	26.52	100	356	P	H
	*	5180	109.36	-	-	97.55	32.08	6.25	26.52	100	356	A	H
													H
													H
		5143	59.72	-14.28	74	47.83	32.19	6.21	26.51	100	110	P	V
		5150	50.04	-3.96	54	38.13	32.2	6.22	26.51	100	110	A	V
	*	5180	114.7	-	-	102.89	32.08	6.25	26.52	100	110	P	V
	*	5180	105.47	-	-	93.66	32.08	6.25	26.52	100	110	A	V
													V
													V
Remark	1. No other spurious found. 2. All results are PASS against Peak and Average limit line.												

Band 1 5150~5250MHz

WIFI 802.11ax HE40 Full (Band Edge @ 3m)

WIFI Ant. 6+7	Note	Frequency (MHz)	Level (dBμV/m)	Margin (dB)	Limit Line (dBμV/m)	Read Level (dBμV)	Antenna Factor (dB/m)	Path Loss (dB)	Preamp Factor (dB)	Ant Pos (cm)	Table Pos (deg)	Peak Avg. (P/A)	Pol. (H/V)
802.11ax HE40 Full CH 38 5190MHz		5149.5	63.39	-10.61	74	51.49	32.2	6.21	26.51	100	356	P	H
		5148.72	52.59	-1.41	54	40.69	32.2	6.21	26.51	100	356	A	H
	*	5190	111.16	-	-	99.38	32.04	6.26	26.52	100	356	P	H
	*	5190	100.71	-	-	88.93	32.04	6.26	26.52	100	356	A	H
		5353.88	54.65	-19.35	74	43.25	31.62	6.32	26.54	100	356	P	H
		5350.8	45.43	-8.57	54	34.05	31.6	6.32	26.54	100	356	A	H
		5140.66	61.72	-12.28	74	49.85	32.18	6.2	26.51	100	108	P	V
		5148.98	51.04	-2.96	54	39.14	32.2	6.21	26.51	100	108	A	V
	*	5190	106.72	-	-	94.94	32.04	6.26	26.52	100	108	P	V
	*	5190	95.8	-	-	84.02	32.04	6.26	26.52	100	108	A	V
		5350.24	54.01	-19.99	74	42.63	31.6	6.32	26.54	100	108	P	V
		5369	43.89	-10.11	54	32.4	31.71	6.32	26.54	100	108	A	V
802.11ax HE40 Full CH 46 5230MHz		5148.72	60.38	-13.62	74	48.48	32.2	6.21	26.51	100	356	P	H
		5148.2	50.9	-3.1	54	39	32.2	6.21	26.51	100	356	A	H
	*	5230	115.2	-	-	103.56	31.88	6.28	26.52	100	356	P	H
	*	5230	104.36	-	-	92.72	31.88	6.28	26.52	100	356	A	H
		5357.24	57.78	-16.22	74	46.36	31.64	6.32	26.54	100	356	P	H
		5351.36	48.82	-5.18	54	37.43	31.61	6.32	26.54	100	356	A	H
		5119.34	56.02	-17.98	74	44.21	32.14	6.18	26.51	352	351	P	V
		5150	46.97	-7.03	54	35.06	32.2	6.22	26.51	352	351	A	V
	*	5230	109.52	-	-	97.88	31.88	6.28	26.52	352	351	P	V
	*	5230	100.01	-	-	88.37	31.88	6.28	26.52	352	351	A	V
		5395.6	55.29	-18.71	74	43.64	31.87	6.33	26.55	352	351	P	V
		5393.36	45.86	-8.14	54	34.22	31.86	6.33	26.55	352	351	A	V
Remark	1. No other spurious found. 2. All results are PASS against Peak and Average limit line.												

Band 1 5150~5250MHz

WIFI 802.11ax HE40 Full (Harmonic @ 3m)

WIFI Ant. 6+7	Note	Frequency (MHz)	Level (dBμV/m)	Margin (dB)	Limit Line (dBμV/m)	Read Level (dBμV)	Antenna Factor (dB/m)	Path Loss (dB)	Preamp Factor (dB)	Ant Pos (cm)	Table Pos (deg)	Peak Avg. (P/A)	Pol. (H/V)
		10380	46.15	-22.05	68.2	52.88	40.02	9.79	56.54	-	-	P	H
		15570	44.25	-29.75	74	49.37	39.32	12.05	56.49	-	-	P	H
													H
													H
													H
													H
													H
													H
													H
													H
802.11ax													H
HE40 Full													H
CH 38		10380	46.48	-21.72	68.2	53.21	40.02	9.79	56.54	-	-	P	V
5190MHz		15570	44.75	-29.25	74	49.87	39.32	12.05	56.49	-	-	P	V
													V
													V
													V
													V
													V
													V
													V
													V
													V
													V

WIFI Ant. 6+7	Note	Frequency (MHz)	Level (dBμV/m)	Margin (dB)	Limit Line (dBμV/m)	Read Level (dBμV)	Antenna Factor (dB/m)	Path Loss (dB)	Preamp Factor (dB)	Ant Pos (cm)	Table Pos (deg)	Peak Avg. (P/A)	Pol. (H/V)
		10460	46.36	-21.84	68.2	52.69	40.28	9.84	56.45	-	-	P	H
		15690	45.07	-28.93	74	50.61	38.75	12.04	56.33	-	-	P	H
													H
													H
													H
													H
													H
													H
													H
													H
802.11ax													H
HE40 Full													H
CH 46		10460	46.16	-22.04	68.2	52.49	40.28	9.84	56.45	-	-	P	V
5230MHz		15690	43.39	-30.61	74	48.93	38.75	12.04	56.33	-	-	P	V
													V
													V
													V
													V
													V
													V
													V
													V
													V
													V

Remark

1. No other spurious found.
2. All results are PASS against Peak and Average limit line.
3. The emission position marked as "-" means no suspected emission found with sufficient margin against limit line or noise floor only.

Band 1 5150~5250MHz

WIFI 802.11ax HE80 Full (Band Edge @ 3m)

WIFI Ant. 6+7	Note	Frequency (MHz)	Level (dBμV/m)	Margin (dB)	Limit Line (dBμV/m)	Read Level (dBμV)	Antenna Factor (dB/m)	Path Loss (dB)	Preamp Factor (dB)	Ant Pos (cm)	Table Pos (deg)	Peak Avg. (P/A)	Pol. (H/V)
802.11ax HE80 Full CH 42 5210MHz		5147.94	61.5	-12.5	74	49.6	32.2	6.21	26.51	118	355	P	H
		5148.72	52.07	-1.93	54	40.17	32.2	6.21	26.51	118	355	A	H
	*	5210	106.7	-	-	94.99	31.96	6.27	26.52	118	355	P	H
	*	5210	97.64	-	-	85.93	31.96	6.27	26.52	118	355	A	H
		5374.6	55.59	-18.41	74	44.06	31.75	6.32	26.54	118	355	P	H
		5405.12	47.75	-6.25	54	36.07	31.9	6.33	26.55	118	355	A	H
		5139.62	59.97	-14.03	74	48.1	32.18	6.2	26.51	100	110	P	V
		5149.5	50.31	-3.69	54	38.41	32.2	6.21	26.51	100	110	A	V
	*	5210	102.94	-	-	91.23	31.96	6.27	26.52	100	110	P	V
	*	5210	92.94	-	-	81.23	31.96	6.27	26.52	100	110	A	V
		5398.96	53.45	-20.55	74	41.78	31.89	6.33	26.55	100	110	P	V
		5436.48	44.77	-9.23	54	33.07	31.9	6.35	26.55	100	110	A	V
Remark	1. No other spurious found. 2. All results are PASS against Peak and Average limit line.												

Band 1 5150~5250MHz

WIFI 802.11ax HE80 Full (Harmonic @ 3m)

WIFI Ant. 6+7	Note	Frequency (MHz)	Level (dBμV/m)	Margin (dB)	Limit Line (dBμV/m)	Read Level (dBμV)	Antenna Factor (dB/m)	Path Loss (dB)	Preamp Factor (dB)	Ant Pos (cm)	Table Pos (deg)	Peak Avg. (P/A)	Pol. (H/V)
		10420	45.44	-22.76	68.2	51.97	40.16	9.81	56.5	-	-	P	H
		15630	45.82	-28.18	74	51.13	39.05	12.05	56.41	-	-	P	H
													H
													H
													H
													H
													H
													H
													H
													H
802.11ax													H
HE80 Full													H
CH 42		10420	46.44	-21.76	68.2	52.97	40.16	9.81	56.5	-	-	P	V
5210MHz		15630	47.03	-26.97	74	52.34	39.05	12.05	56.41	-	-	P	V
													V
													V
													V
													V
													V
													V
													V
													V
													V
													V
Remark	1. No other spurious found. 2. All results are PASS against Peak and Average limit line. 3. The emission position marked as "-" means no suspected emission found with sufficient margin against limit line or noise floor only.												

Band 2 - 5250~5350MHz

WIFI 802.11a (Band Edge @ 3m)

WIFI Ant. 6+7	Note	Frequency (MHz)	Level (dBμV/m)	Margin (dB)	Limit Line (dBμV/m)	Read Level (dBμV)	Antenna Factor (dB/m)	Path Loss (dB)	Preamp Factor (dB)	Ant Pos (cm)	Table Pos (deg)	Peak Avg. (P/A)	Pol. (H/V)
802.11a CH 52 5260MHz		5135.66	57.68	-16.32	74	45.82	32.17	6.2	26.51	100	355	P	H
		5149.94	49.28	-4.72	54	37.38	32.2	6.21	26.51	100	355	A	H
	*	5260	118.34	-	-	106.8	31.78	6.29	26.53	100	355	P	H
	*	5260	111.71	-	-	100.17	31.78	6.29	26.53	100	355	A	H
		5350.56	58.14	-15.86	74	46.76	31.6	6.32	26.54	100	355	P	H
		5350.56	49.25	-4.75	54	37.87	31.6	6.32	26.54	100	355	A	H
		5146.88	54.76	-19.24	74	42.87	32.19	6.21	26.51	355	352	P	V
		5148.92	46.06	-7.94	54	34.16	32.2	6.21	26.51	355	352	A	V
	*	5260	114.97	-	-	103.43	31.78	6.29	26.53	355	352	P	V
	*	5260	107.03	-	-	95.49	31.78	6.29	26.53	355	352	A	V
		5351.76	56.33	-17.67	74	44.94	31.61	6.32	26.54	355	352	P	V
		5351.28	45.98	-8.02	54	34.59	31.61	6.32	26.54	355	352	A	V
802.11a CH 60 5300MHz		5142.12	57.31	-16.69	74	45.43	32.18	6.21	26.51	103	355	P	H
		5146.54	47.64	-6.36	54	35.75	32.19	6.21	26.51	103	355	A	H
	*	5300	118.84	-	-	107.37	31.7	6.3	26.53	103	355	P	H
	*	5300	111.66	-	-	100.19	31.7	6.3	26.53	103	355	A	H
		5351.04	60.82	-13.18	74	49.43	31.61	6.32	26.54	103	355	P	H
		5350.32	52.67	-1.33	54	41.29	31.6	6.32	26.54	103	355	A	H
		5125.46	55.01	-18.99	74	43.18	32.15	6.19	26.51	368	353	P	V
		5117.3	46.15	-7.85	54	34.35	32.13	6.18	26.51	368	353	A	V
	*	5300	114.21	-	-	102.74	31.7	6.3	26.53	368	353	P	V
	*	5300	106.77	-	-	95.3	31.7	6.3	26.53	368	353	A	V
		5350.56	57.41	-16.59	74	46.03	31.6	6.32	26.54	368	353	P	V
		5350.32	48.98	-5.02	54	37.6	31.6	6.32	26.54	368	353	A	V

802.11a CH 64 5320MHz	*	5320	114.85	-	-	103.41	31.66	6.31	26.53	100	357	P	H
	*	5320	107.31	-	-	95.87	31.66	6.31	26.53	100	357	A	H
		5350.72	63.25	-10.75	74	51.87	31.6	6.32	26.54	100	357	P	H
		5350.72	52.55	-1.45	54	41.17	31.6	6.32	26.54	100	357	A	H
													H
													H
	*	5320	111.39	-	-	99.95	31.66	6.31	26.53	103	123	P	V
	*	5320	102.79	-	-	91.35	31.66	6.31	26.53	103	123	A	V
		5355.84	61.6	-12.4	74	50.18	31.64	6.32	26.54	103	123	P	V
		5350.4	50.75	-3.25	54	39.37	31.6	6.32	26.54	103	123	A	V
													V
													V
Remark	1. No other spurious found. 2. All results are PASS against Peak and Average limit line.												

Band 2 5250~5350MHz

WIFI 802.11a (Harmonic @ 3m)

WIFI Ant. 6+7	Note	Frequency (MHz)	Level (dBμV/m)	Margin (dB)	Limit Line (dBμV/m)	Read Level (dBμV)	Antenna Factor (dB/m)	Path Loss (dB)	Preamp Factor (dB)	Ant Pos (cm)	Table Pos (deg)	Peak Avg. (P/A)	Pol. (H/V)
802.11a CH 52 5260MHz		10520	46.22	-21.98	68.2	52.39	40.36	9.87	56.4	-	-	P	H
		15780	45.06	-28.94	74	50.61	38.62	12.04	56.21	-	-	P	H
													H
													H
													H
													H
													H
													H
													H
													H
													H
													H
		10520	46.93	-21.27	68.2	53.1	40.36	9.87	56.4	-	-	P	V
		15780	46.34	-27.66	74	51.89	38.62	12.04	56.21	-	-	P	V
													V
													V
													V
													V
													V
													V
													V
													V
													V
													V

WIFI Ant. 6+7	Note	Frequency (MHz)	Level (dBμV/m)	Margin (dB)	Limit Line (dBμV/m)	Read Level (dBμV)	Antenna Factor (dB/m)	Path Loss (dB)	Preamp Factor (dB)	Ant Pos (cm)	Table Pos (deg)	Peak Avg. (P/A)	Pol. (H/V)
i802.11a CH 60 5300MHz		10600	45.71	-28.29	74	51.99	40.2	9.92	56.4	-	-	P	H
		15900	45.03	-28.97	74	50.35	38.7	12.03	56.05	-	-	P	H
													H
													H
													H
													H
													H
													H
													H
													H
													H
													H
		10600	46.37	-27.63	74	52.65	40.2	9.92	56.4	-	-	P	V
		15900	44.46	-29.54	74	49.78	38.7	12.03	56.05	-	-	P	V
													V
													V
													V
													V
													V
													V
													V
													V
													V
													V

WIFI Ant. 6+7	Note	Frequency (MHz)	Level (dBμV/m)	Margin (dB)	Limit Line (dBμV/m)	Read Level (dBμV)	Antenna Factor (dB/m)	Path Loss (dB)	Preamp Factor (dB)	Ant Pos (cm)	Table Pos (deg)	Peak Avg. (P/A)	Pol. (H/V)
802.11a CH 64 5320MHz		10640	46.07	-27.93	74	52.21	40.32	9.94	56.4	-	-	P	H
		15960	43.88	-30.12	74	49.3	38.52	12.03	55.97	-	-	P	H
													H
													H
													H
													H
													H
													H
													H
													H
													H
													H
		10640	46.66	-27.34	74	52.8	40.32	9.94	56.4	-	-	P	V
		15960	43.34	-30.66	74	48.76	38.52	12.03	55.97	-	-	P	V
													V
													V
													V
													V
													V
													V
													V
													V
													V
													V
Remark	1. No other spurious found. 2. All results are PASS against Peak and Average limit line. 3. The emission position marked as "-" means no suspected emission found with sufficient margin against limit line or noise floor only.												

Band 2 5250~5350MHz

WIFI 802.11ax HE20 Full (Band Edge @ 3m)

WIFI Ant. 6+7	Note	Frequency (MHz)	Level (dBμV/m)	Margin (dB)	Limit Line (dBμV/m)	Read Level (dBμV)	Antenna Factor (dB/m)	Path Loss (dB)	Preamp Factor (dB)	Ant Pos (cm)	Table Pos (deg)	Peak Avg. (P/A)	Pol. (H/V)
802.11ax HE20 Full CH 52 5260MHz		5140.08	59.23	-14.77	74	47.36	32.18	6.2	26.51	104	356	P	H
		5149.94	49.45	-4.55	54	37.55	32.2	6.21	26.51	104	356	A	H
	*	5260	119.28	-	-	107.74	31.78	6.29	26.53	104	356	P	H
	*	5260	110.57	-	-	99.03	31.78	6.29	26.53	104	356	A	H
		5351.52	58.07	-15.93	74	46.68	31.61	6.32	26.54	104	356	P	H
		5350.08	48.53	-5.47	54	37.15	31.6	6.32	26.54	104	356	A	H
		5126.48	55.94	-18.06	74	44.11	32.15	6.19	26.51	355	353	P	V
		5149.94	45.75	-8.25	54	33.85	32.2	6.21	26.51	355	353	A	V
	*	5260	114.19	-	-	102.65	31.78	6.29	26.53	355	353	P	V
	*	5260	106.33	-	-	94.79	31.78	6.29	26.53	355	353	A	V
		5375.52	54.48	-19.52	74	42.95	31.75	6.32	26.54	355	353	P	V
		5360.16	44.96	-9.04	54	33.52	31.66	6.32	26.54	355	353	A	V
802.11ax HE20 Full CH 60 5300MHz		5148.58	57.77	-16.23	74	45.87	32.2	6.21	26.51	102	355	P	H
		5145.18	48.32	-5.68	54	36.43	32.19	6.21	26.51	102	355	A	H
	*	5300	118.76	-	-	107.29	31.7	6.3	26.53	102	355	P	H
	*	5300	110.39	-	-	98.92	31.7	6.3	26.53	102	355	A	H
		5353.44	60.47	-13.53	74	49.07	31.62	6.32	26.54	102	355	P	H
		5350.56	51.24	-2.76	54	39.86	31.6	6.32	26.54	102	355	A	H
		5106.76	54.3	-19.7	74	42.52	32.11	6.17	26.5	350	353	P	V
		5117.3	46	-8	54	34.2	32.13	6.18	26.51	350	353	A	V
	*	5300	114.21	-	-	102.74	31.7	6.3	26.53	350	353	P	V
	*	5300	105.97	-	-	94.5	31.7	6.3	26.53	350	353	A	V
		5363.76	55.76	-18.24	74	44.3	31.68	6.32	26.54	350	353	P	V
		5351.52	46.96	-7.04	54	35.57	31.61	6.32	26.54	350	353	A	V

	*	5320	116.01	-	-	104.57	31.66	6.31	26.53	100	356	P	H
	*	5320	106.27	-	-	94.83	31.66	6.31	26.53	100	356	A	H
		5350.88	61.8	-12.2	74	50.41	31.61	6.32	26.54	100	356	P	H
		5350.56	53	-1	54	41.62	31.6	6.32	26.54	100	356	A	H
802.11ax													H
HE20 Full													H
CH 64	*	5320	110.88	-	-	99.44	31.66	6.31	26.53	400	339	P	V
5320MHz	*	5320	101.48	-	-	90.04	31.66	6.31	26.53	400	339	A	V
		5352.96	61.67	-12.33	74	50.27	31.62	6.32	26.54	400	339	P	V
		5350.08	51.38	-2.62	54	40	31.6	6.32	26.54	400	339	A	V
													V
													V
Remark	1. No other spurious found. 2. All results are PASS against Peak and Average limit line.												

Band 2 5250~5350MHz

WIFI 802.11ax HE20 Full (Harmonic @ 3m)

WIFI Ant. 6+7	Note	Frequency (MHz)	Level (dBμV/m)	Margin (dB)	Limit Line (dBμV/m)	Read Level (dBμV)	Antenna Factor (dB/m)	Path Loss (dB)	Preamp Factor (dB)	Ant Pos (cm)	Table Pos (deg)	Peak Avg. (P/A)	Pol. (H/V)
		10520	46.89	-21.31	68.2	53.06	40.36	9.87	56.4	-	-	P	H
		15780	46.5	-27.5	74	52.05	38.62	12.04	56.21	-	-	P	H
													H
													H
													H
													H
													H
													H
													H
													H
802.11ax													H
HE20 Full													H
CH 52		10520	46.53	-21.67	68.2	52.7	40.36	9.87	56.4	-	-	P	V
5260MHz		15780	45.28	-28.72	74	50.83	38.62	12.04	56.21	-	-	P	V
													V
													V
													V
													V
													V
													V
													V
													V
													V
													V

WIFI Ant. 6+7	Note	Frequency (MHz)	Level (dBμV/m)	Margin (dB)	Limit Line (dBμV/m)	Read Level (dBμV)	Antenna Factor (dB/m)	Path Loss (dB)	Preamp Factor (dB)	Ant Pos (cm)	Table Pos (deg)	Peak Avg. (P/A)	Pol. (H/V)
		10600	45.19	-28.81	74	51.47	40.2	9.92	56.4	-	-	P	H
		15900	43.91	-30.09	74	49.23	38.7	12.03	56.05	-	-	P	H
													H
													H
													H
													H
													H
													H
													H
													H
802.11ax													H
HE20 Full													H
CH 60		10600	45.99	-28.01	74	52.27	40.2	9.92	56.4	-	-	P	V
5300MHz		15900	44.07	-29.93	74	49.39	38.7	12.03	56.05	-	-	P	V
													V
													V
													V
													V
													V
													V
													V
													V
													V
													V

WIFI Ant. 6+7	Note	Frequency (MHz)	Level (dBμV/m)	Margin (dB)	Limit Line (dBμV/m)	Read Level (dBμV)	Antenna Factor (dB/m)	Path Loss (dB)	Preamp Factor (dB)	Ant Pos (cm)	Table Pos (deg)	Peak Avg. (P/A)	Pol. (H/V)
		10640	46.22	-27.78	74	52.36	40.32	9.94	56.4	-	-	P	H
		15960	43.7	-30.3	74	49.12	38.52	12.03	55.97	-	-	P	H
													H
													H
													H
													H
													H
													H
													H
													H
802.11ax													H
HE20 Full													H
CH 64		10640	46.69	-27.31	74	52.83	40.32	9.94	56.4	-	-	P	V
5320MHz		15960	44.15	-29.85	74	49.57	38.52	12.03	55.97	-	-	P	V
													V
													V
													V
													V
													V
													V
													V
													V
													V
													V
Remark	1. No other spurious found. 2. All results are PASS against Peak and Average limit line. 3. The emission position marked as "-" means no suspected emission found with sufficient margin against limit line or noise floor only.												

Band 2 5250~5350MHz

WIFI 802.11ax HE20 Partial 106 (Band Edge @ 3m)

WIFI Ant. 6+7	Note	Frequency (MHz)	Level (dBμV/m)	Margin (dB)	Limit Line (dBμV/m)	Read Level (dBμV)	Antenna Factor (dB/m)	Path Loss (dB)	Preamp Factor (dB)	Ant Pos (cm)	Table Pos (deg)	Peak Avg. (P/A)	Pol. (H/V)
802.11ax HE20 Partial 106/54 CH 64 5320MHz	*	5320	118.58	-	-	107.14	31.66	6.31	26.53	100	355	P	H
	*	5320	109.43	-	-	97.99	31.66	6.31	26.53	100	355	A	H
		5361.12	64.56	-9.44	74	53.11	31.67	6.32	26.54	100	355	P	H
		5350.08	52.22	-1.78	54	40.84	31.6	6.32	26.54	100	355	A	H
													H
													H
	*	5320	115.53	-	-	104.09	31.66	6.31	26.53	353	323	P	V
	*	5320	106.03	-	-	94.59	31.66	6.31	26.53	353	323	A	V
		5353.12	62.66	-11.34	74	51.26	31.62	6.32	26.54	353	323	P	V
		5350.08	49.22	-4.78	54	37.84	31.6	6.32	26.54	353	323	A	V
													V
													V
Remark	1. No other spurious found. 2. All results are PASS against Peak and Average limit line.												

Band 2 5250~5350MHz

WIFI 802.11ax HE40 Full (Band Edge @ 3m)

WIFI Ant. 6+7	Note	Frequency (MHz)	Level (dBμV/m)	Margin (dB)	Limit Line (dBμV/m)	Read Level (dBμV)	Antenna Factor (dB/m)	Path Loss (dB)	Preamp Factor (dB)	Ant Pos (cm)	Table Pos (deg)	Peak Avg. (P/A)	Pol. (H/V)
802.11ax HE40 Full CH 54 5270MHz		5134.98	61	-13	74	49.14	32.17	6.2	26.51	101	355	P	H
		5149.26	51.68	-2.32	54	39.78	32.2	6.21	26.51	101	355	A	H
	*	5270	113.23	-	-	101.71	31.76	6.29	26.53	101	355	P	H
	*	5270	104.11	-	-	92.59	31.76	6.29	26.53	101	355	A	H
		5431.44	60.74	-13.26	74	49.04	31.9	6.35	26.55	101	355	P	H
		5350.08	50.85	-3.15	54	39.47	31.6	6.32	26.54	101	355	A	H
		5097.92	56.68	-17.32	74	44.92	32.1	6.16	26.5	350	352	P	V
		5114.58	48.24	-5.76	54	36.44	32.13	6.18	26.51	350	352	A	V
	*	5270	109.13	-	-	97.61	31.76	6.29	26.53	350	352	P	V
	*	5270	99.55	-	-	88.03	31.76	6.29	26.53	350	352	A	V
		5362.56	55.91	-18.09	74	44.45	31.68	6.32	26.54	350	352	P	V
		5351.04	47.46	-6.54	54	36.07	31.61	6.32	26.54	350	352	A	V
802.11ax HE40 Full CH 62 5310MHz		5141.1	57.01	-16.99	74	45.13	32.18	6.21	26.51	128	0	P	H
		5126.82	48.46	-5.54	54	36.63	32.15	6.19	26.51	128	0	A	H
	*	5310	110.4	-	-	98.95	31.68	6.3	26.53	128	0	P	H
	*	5310	100.5	-	-	89.05	31.68	6.3	26.53	128	0	A	H
		5353.68	64.03	-9.97	74	52.63	31.62	6.32	26.54	128	0	P	H
		5351.52	52.8	-1.2	54	41.41	31.61	6.32	26.54	128	0	A	H
		5131.58	55.28	-18.72	74	43.44	32.16	6.19	26.51	400	339	P	V
		5126.82	46.36	-7.64	54	34.53	32.15	6.19	26.51	400	339	A	V
	*	5310	105.17	-	-	93.72	31.68	6.3	26.53	400	339	P	V
	*	5310	94.79	-	-	83.34	31.68	6.3	26.53	400	339	A	V
		5355.84	62.69	-11.31	74	51.27	31.64	6.32	26.54	400	339	P	V
		5350.08	50.56	-3.44	54	39.18	31.6	6.32	26.54	400	339	A	V
Remark	1. No other spurious found. 2. All results are PASS against Peak and Average limit line.												

Band 2 5250~5350MHz

WIFI 802.11ax HE40 Full (Harmonic @ 3m)

WIFI Ant. 6+7	Note	Frequency (MHz)	Level (dBμV/m)	Margin (dB)	Limit Line (dBμV/m)	Read Level (dBμV)	Antenna Factor (dB/m)	Path Loss (dB)	Preamp Factor (dB)	Ant Pos (cm)	Table Pos (deg)	Peak Avg. (P/A)	Pol. (H/V)
		10540	45.91	-22.29	68.2	52.11	40.32	9.88	56.4	-	-	P	H
		15810	44.04	-29.96	74	49.56	38.61	12.04	56.17	-	-	P	H
													H
													H
													H
													H
													H
													H
													H
													H
802.11ax													H
HE40 Full													H
CH 54		10540	46.83	-21.37	68.2	53.03	40.32	9.88	56.4	-	-	P	V
5270MHz		15810	45.51	-28.49	74	51.03	38.61	12.04	56.17	-	-	P	V
													V
													V
													V
													V
													V
													V
													V
													V
													V
													V

WIFI Ant. 6+7	Note	Frequency (MHz)	Level (dBμV/m)	Margin (dB)	Limit Line (dBμV/m)	Read Level (dBμV)	Antenna Factor (dB/m)	Path Loss (dB)	Preamp Factor (dB)	Ant Pos (cm)	Table Pos (deg)	Peak Avg. (P/A)	Pol. (H/V)
		10620	44.97	-29.03	74	51.18	40.26	9.93	56.4	-	-	P	H
		15930	44.31	-29.69	74	49.67	38.61	12.04	56.01	-	-	P	H
													H
													H
													H
													H
													H
													H
													H
													H
802.11ax													H
HE40 Full													H
CH 62		10620	46.32	-27.68	74	52.53	40.26	9.93	56.4	-	-	P	V
5310MHz		15930	44.27	-29.73	74	49.63	38.61	12.04	56.01	-	-	P	V
													V
													V
													V
													V
													V
													V
													V
													V
													V
													V

Remark

1. No other spurious found.
2. All results are PASS against Peak and Average limit line.
3. The emission position marked as "-" means no suspected emission found with sufficient margin against limit line or noise floor only.

Band 2 5250~5350MHz

WIFI 802.11ax HE80 Full (Band Edge @ 3m)

WIFI Ant. 6+7	Note	Frequency (MHz)	Level (dBμV/m)	Margin (dB)	Limit Line (dBμV/m)	Read Level (dBμV)	Antenna Factor (dB/m)	Path Loss (dB)	Preamp Factor (dB)	Ant Pos (cm)	Table Pos (deg)	Peak Avg. (P/A)	Pol. (H/V)
802.11ax HE80 Full CH 58 5290MHz		5099.62	58.59	-15.41	74	46.83	32.1	6.16	26.5	110	354	P	H
		5105.74	50.56	-3.44	54	38.78	32.11	6.17	26.5	110	354	A	H
	*	5290	106.37	-	-	94.88	31.72	6.3	26.53	110	354	P	H
	*	5290	97.24	-	-	85.75	31.72	6.3	26.53	110	354	A	H
		5353.2	63.8	-10.2	74	52.4	31.62	6.32	26.54	110	354	P	H
		5350.32	52.6	-1.4	54	41.22	31.6	6.32	26.54	110	354	A	H
		5068.68	56	-18	74	44.27	32.1	6.13	26.5	350	325	P	V
		5064.6	47.74	-6.26	54	36.02	32.1	6.12	26.5	350	325	A	V
	*	5290	102.06	-	-	90.57	31.72	6.3	26.53	350	325	P	V
	*	5290	92.96	-	-	81.47	31.72	6.3	26.53	350	325	A	V
		5352.24	60.46	-13.54	74	49.07	31.61	6.32	26.54	350	325	P	V
		5365.44	50.96	-3.04	54	39.49	31.69	6.32	26.54	350	325	A	V
Remark	1. No other spurious found. 2. All results are PASS against Peak and Average limit line.												

Band 2 5250~5350MHz

WIFI 802.11ax HE80 Full (Harmonic @ 3m)

WIFI Ant. 6+7	Note	Frequency (MHz)	Level (dBμV/m)	Margin (dB)	Limit Line (dBμV/m)	Read Level (dBμV)	Antenna Factor (dB/m)	Path Loss (dB)	Preamp Factor (dB)	Ant Pos (cm)	Table Pos (deg)	Peak Avg. (P/A)	Pol. (H/V)
		10580	45.41	-22.79	68.2	51.66	40.24	9.91	56.4	-	-	P	H
		15870	43.47	-30.53	74	48.86	38.67	12.03	56.09	-	-	P	H
													H
													H
													H
													H
													H
													H
													H
													H
802.11ax													H
HE80 Full													H
CH 58		10580	45.5	-22.7	68.2	51.75	40.24	9.91	56.4	-	-	P	V
5290MHz		15870	44.26	-29.74	74	49.65	38.67	12.03	56.09	-	-	P	V
													V
													V
													V
													V
													V
													V
													V
													V
													V
													V

Remark

1. No other spurious found.
2. All results are PASS against Peak and Average limit line.
3. The emission position marked as "-" means no suspected emission found with sufficient margin against limit line or noise floor only.

Band 3 - 5470~5725MHz

WIFI 802.11a (Band Edge @ 3m)

WIFI Ant. 6+7	Note	Frequency (MHz)	Level (dBμV/m)	Margin (dB)	Limit Line (dBμV/m)	Read Level (dBμV)	Antenna Factor (dB/m)	Path Loss (dB)	Preamp Factor (dB)	Ant Pos (cm)	Table Pos (deg)	Peak Avg. (P/A)	Pol. (H/V)
802.11a CH 100 5500MHz		5451.44	60.13	-13.87	74	48.41	31.91	6.36	26.55	100	6	P	H
		5468.88	65.62	-2.58	68.2	53.83	31.98	6.37	26.56	100	6	P	H
		5456.4	50.99	-3.01	54	39.25	31.93	6.36	26.55	100	6	A	H
	*	5500	115.81	-	-	103.88	32.1	6.39	26.56	100	6	P	H
	*	5500	108.85	-	-	96.92	32.1	6.39	26.56	100	6	A	H
													H
		5436.24	56.37	-17.63	74	44.67	31.9	6.35	26.55	320	320	P	V
		5469.36	61.49	-6.71	68.2	49.7	31.98	6.37	26.56	320	320	P	V
		5458.96	47.66	-6.34	54	35.91	31.94	6.36	26.55	320	320	A	V
	*	5500	110.96	-	-	99.03	32.1	6.39	26.56	320	320	P	V
	*	5500	103.75	-	-	91.82	32.1	6.39	26.56	320	320	A	V
													V
802.11a CH 116 5580MHz		5448.4	56.61	-17.39	74	44.9	31.9	6.36	26.55	100	354	P	H
		5465.92	57.12	-11.08	68.2	45.35	31.96	6.37	26.56	100	354	P	H
		5458.72	47.07	-6.93	54	35.33	31.93	6.36	26.55	100	354	A	H
	*	5580	116.92	-	-	105.08	32	6.43	26.59	100	354	P	H
	*	5580	110.54	-	-	98.7	32	6.43	26.59	100	354	A	H
		5749.25	55.49	-12.71	68.2	43.18	32.4	6.57	26.66	100	354	P	H
		5447.68	54.69	-19.31	74	42.98	31.9	6.36	26.55	388	347	P	V
		5465.2	54.51	-13.69	68.2	42.74	31.96	6.37	26.56	388	347	P	V
		5450.8	45.88	-8.12	54	34.17	31.9	6.36	26.55	388	347	A	V
	*	5580	113.83	-	-	101.99	32	6.43	26.59	388	347	P	V
	*	5580	106.55	-	-	94.71	32	6.43	26.59	388	347	A	V
		5729.405	53.4	-14.8	68.2	41.18	32.32	6.55	26.65	388	347	P	V

802.11a CH 140 5700MHz	*	5700	116.04	-	-	103.95	32.2	6.53	26.64	100	323	P	H
	*	5700	108.28	-	-	96.19	32.2	6.53	26.64	100	323	A	H
		5725.56	66.74	-1.46	68.2	54.54	32.3	6.55	26.65	100	323	P	H
													H
													H
													H
	*	5700	109.67	-	-	97.58	32.2	6.53	26.64	100	119	P	V
	*	5700	102.79	-	-	90.7	32.2	6.53	26.64	100	119	A	V
		5726.44	62.36	-5.84	68.2	50.15	32.31	6.55	26.65	100	119	P	V
													V
													V
													V
Remark	1. No other spurious found. 2. All results are PASS against Peak and Average limit line.												

Band 3 - 5470~5725MHz

WIFI 802.11a (Harmonic @ 3m)

WIFI Ant. 6+7	Note	Frequency (MHz)	Level (dBμV/m)	Margin (dB)	Limit Line (dBμV/m)	Read Level (dBμV)	Antenna Factor (dB/m)	Path Loss (dB)	Preamp Factor (dB)	Ant Pos (cm)	Table Pos (deg)	Peak Avg. (P/A)	Pol. (H/V)
		11000	46.56	-27.44	74	52.11	40.7	10.16	56.41	-	-	P	H
		16500	46.93	-21.27	68.2	50.33	39.9	12.31	55.61	-	-	P	H
													H
													H
													H
													H
													H
													H
													H
													H
													H
													H
802.11a CH 100 5500MHz		11000	46.49	-27.51	74	52.04	40.7	10.16	56.41	-	-	P	V
		16500	46.79	-21.41	68.2	50.19	39.9	12.31	55.61	-	-	P	V
													V
													V
													V
													V
													V
													V
													V
													V
													V
													V

WIFI Ant. 6+7	Note	Frequency (MHz)	Level (dBμV/m)	Margin (dB)	Limit Line (dBμV/m)	Read Level (dBμV)	Antenna Factor (dB/m)	Path Loss (dB)	Preamp Factor (dB)	Ant Pos (cm)	Table Pos (deg)	Peak Avg. (P/A)	Pol. (H/V)
802.11a CH 116 5580MHz		11160	46.13	-27.87	74	52.25	39.96	10.22	56.3	-	-	P	H
		16740	46.03	-22.17	68.2	49.18	40.26	12.45	55.86	-	-	P	H
													H
													H
													H
													H
													H
													H
													H
													H
													H
													H
		11160	45.73	-28.27	74	51.85	39.96	10.22	56.3	-	-	P	V
		16740	46.51	-21.69	68.2	49.66	40.26	12.45	55.86	-	-	P	V
													V
													V
													V
													V
													V
													V
													V
													V
													V
													V

WIFI Ant. 6+7	Note	Frequency (MHz)	Level (dBμV/m)	Margin (dB)	Limit Line (dBμV/m)	Read Level (dBμV)	Antenna Factor (dB/m)	Path Loss (dB)	Preamp Factor (dB)	Ant Pos (cm)	Table Pos (deg)	Peak Avg. (P/A)	Pol. (H/V)
802.11a CH 140 5700MHz		11400	45.95	-28.05	74	51.86	39.9	10.33	56.14	-	-	P	H
		17100	47.27	-20.93	68.2	50.48	40.4	12.71	56.32	-	-	P	H
													H
													H
													H
													H
													H
													H
													H
													H
													H
													H
		11400	46.24	-27.76	74	52.15	39.9	10.33	56.14	-	-	P	V
		17100	47.44	-20.76	68.2	50.65	40.4	12.71	56.32	-	-	P	V
													V
													V
													V
													V
													V
													V
													V
													V
													V
													V
Remark	1. No other spurious found. 2. All results are PASS against Peak and Average limit line. 3. The emission position marked as "-" means no suspected emission found with sufficient margin against limit line or noise floor only.												

Band 3 - 5470~5725MHz

WIFI 802.11ax HE20 Full (Band Edge @ 3m)

WIFI Ant. 6+7	Note	Frequency (MHz)	Level (dBμV/m)	Margin (dB)	Limit Line (dBμV/m)	Read Level (dBμV)	Antenna Factor (dB/m)	Path Loss (dB)	Preamp Factor (dB)	Ant Pos (cm)	Table Pos (deg)	Peak Avg. (P/A)	Pol. (H/V)
802.11ax HE20 Full CH 100 5500MHz		5455.12	59.96	-14.04	74	48.23	31.92	6.36	26.55	300	312	P	H
		5467.76	65.48	-2.72	68.2	53.7	31.97	6.37	26.56	300	312	P	H
		5460	51.35	-2.65	54	39.6	31.94	6.36	26.55	300	312	A	H
	*	5500	116.72	-	-	104.79	32.1	6.39	26.56	300	312	P	H
	*	5500	107.91	-	-	95.98	32.1	6.39	26.56	300	312	A	H
		5458.48	59.17	-14.83	74	47.43	31.93	6.36	26.55	100	123	P	V
		5468.72	64.28	-3.92	68.2	52.5	31.97	6.37	26.56	100	123	P	V
		5460	48.94	-5.06	54	37.19	31.94	6.36	26.55	100	123	A	V
	*	5500	113.66	-	-	101.73	32.1	6.39	26.56	100	123	P	V
	*	5500	103.91	-	-	91.98	32.1	6.39	26.56	100	123	A	V
													V
													V
802.11ax HE20 Full CH 116 5580MHz		5453.68	57.31	-16.69	74	45.59	31.91	6.36	26.55	100	343	P	H
		5467.84	57.4	-10.8	68.2	45.62	31.97	6.37	26.56	100	343	P	H
		5457.52	47.76	-6.24	54	36.02	31.93	6.36	26.55	100	343	A	H
	*	5580	118.99	-	-	107.15	32	6.43	26.59	100	343	P	H
	*	5580	109.45	-	-	97.61	32	6.43	26.59	100	343	A	H
		5736.965	57.21	-10.99	68.2	44.95	32.35	6.56	26.65	100	343	P	H
		5433.76	56.25	-17.75	74	44.55	31.9	6.35	26.55	346	348	P	V
		5467.36	56.76	-11.44	68.2	44.98	31.97	6.37	26.56	346	348	P	V
		5451.76	46.37	-7.63	54	34.65	31.91	6.36	26.55	346	348	A	V
	*	5580	113.46	-	-	101.62	32	6.43	26.59	346	348	P	V
	*	5580	105.47	-	-	93.63	32	6.43	26.59	346	348	A	V
		5733.5	54.88	-13.32	68.2	42.65	32.33	6.55	26.65	346	348	P	V

	*	5700	116.59	-	-	104.5	32.2	6.53	26.64	100	322	P	H
	*	5700	106.13	-	-	94.04	32.2	6.53	26.64	100	322	A	H
		5725.32	66.44	-1.76	68.2	54.24	32.3	6.55	26.65	100	322	P	H
													H
802.11ax													H
HE20 Full													H
CH 140	*	5700	80.84	-	-	68.75	32.2	6.53	26.64	100	140	P	V
5700MHz	*	5700	100.87	-	-	88.78	32.2	6.53	26.64	100	140	A	V
		5725.16	61.65	-6.55	68.2	49.45	32.3	6.55	26.65	100	140	P	V
													V
													V
													V
Remark	1. No other spurious found. 2. All results are PASS against Peak and Average limit line.												

Band 3 5470~5725MHz

WIFI 802.11ax HE20 (Harmonic @ 3m)

WIFI Ant. 6+7	Note	Frequency (MHz)	Level (dBμV/m)	Margin (dB)	Limit Line (dBμV/m)	Read Level (dBμV)	Antenna Factor (dB/m)	Path Loss (dB)	Preamp Factor (dB)	Ant Pos (cm)	Table Pos (deg)	Peak Avg. (P/A)	Pol. (H/V)
		11000	46.26	-27.74	74	51.81	40.7	10.16	56.41	-	-	P	H
		16500	46.28	-21.92	68.2	49.68	39.9	12.31	55.61	-	-	P	H
													H
													H
													H
													H
													H
													H
													H
													H
802.11ax													H
HE20 Full													H
CH 100		11000	46.92	-27.08	74	52.47	40.7	10.16	56.41	-	-	P	V
5500MHz		16500	46.64	-21.56	68.2	50.04	39.9	12.31	55.61	-	-	P	V
													V
													V
													V
													V
													V
													V
													V
													V
													V
													V

WIFI Ant. 6+7	Note	Frequency (MHz)	Level (dBµV/m)	Margin (dB)	Limit Line (dBµV/m)	Read Level (dBµV)	Antenna Factor (dB/m)	Path Loss (dB)	Preamp Factor (dB)	Ant Pos (cm)	Table Pos (deg)	Peak Avg. (P/A)	Pol. (H/V)
		11160	45.79	-28.21	74	51.91	39.96	9.8	56.72	-	-	P	H
		16740	46.42	-21.78	68.2	49.57	40.26	11.92	56.39	-	-	P	H
													H
													H
													H
													H
													H
													H
													H
													H
802.11ax													H
HE20 Full													H
CH 116		11160	46.01	-27.99	74	52.13	39.96	9.8	56.72	-	-	P	V
5580MHz		16740	46.02	-22.18	68.2	49.17	40.26	11.92	56.39	-	-	P	V
													V
													V
													V
													V
													V
													V
													V
													V
													V
													V

WIFI Ant. 6+7	Note	Frequency (MHz)	Level (dBμV/m)	Margin (dB)	Limit Line (dBμV/m)	Read Level (dBμV)	Antenna Factor (dB/m)	Path Loss (dB)	Preamp Factor (dB)	Ant Pos (cm)	Table Pos (deg)	Peak Avg. (P/A)	Pol. (H/V)
		11400	45.67	-28.33	74	51.58	39.9	10.33	56.14	-	-	P	H
		17100	47.09	-21.11	68.2	50.3	40.4	12.71	56.32	-	-	P	H
													H
													H
													H
													H
													H
													H
													H
													H
802.11ax													H
HE20 Full													H
CH 140		11400	45.43	-28.57	74	51.34	39.9	10.33	56.14	-	-	P	V
5700MHz		17100	47.42	-20.78	68.2	50.63	40.4	12.71	56.32	-	-	P	V
													V
													V
													V
													V
													V
													V
													V
													V
													V
													V

Remark

1. No other spurious found.
2. All results are PASS against Peak and Average limit line.
3. The emission position marked as "-" means no suspected emission found with sufficient margin against limit line or noise floor only.

Band 3 5470~5725MHz

WIFI 802.11ax HE20 Partial 106 (Band Edge @ 3m)

WIFI Ant. 6+7	Note	Frequency (MHz)	Level (dBμV/m)	Margin (dB)	Limit Line (dBμV/m)	Read Level (dBμV)	Antenna Factor (dB/m)	Path Loss (dB)	Preamp Factor (dB)	Ant Pos (cm)	Table Pos (deg)	Peak Avg. (P/A)	Pol. (H/V)
802.11ax HE20 Partial 106/53 CH 100 5500MHz		5448.24	60.65	-13.35	74	48.94	31.9	6.36	26.55	101	2	P	H
		5462.32	62.13	-6.07	68.2	50.37	31.95	6.36	26.55	101	2	P	H
		5459.44	51.36	-2.64	54	39.61	31.94	6.36	26.55	101	2	A	H
	*	5500	119.04	-	-	107.11	32.1	6.39	26.56	101	2	P	H
	*	5500	109.92	-	-	97.99	32.1	6.39	26.56	101	2	A	H
													H
		5445.68	57.72	-16.28	74	46.01	31.9	6.36	26.55	100	121	P	V
		5460.24	62.61	-5.59	68.2	50.86	31.94	6.36	26.55	100	121	P	V
		5460	48.93	-5.07	54	37.18	31.94	6.36	26.55	100	121	A	V
	*	5500	116.57	-	-	104.64	32.1	6.39	26.56	100	121	P	V
	*	5500	106.56	-	-	94.63	32.1	6.39	26.56	100	121	A	V
													V
802.11ax HE20 Partial 106/54 CH 140 5700MHz	*	5700	116.71	-	-	104.62	32.2	6.53	26.64	100	2	P	H
	*	5700	107.58	-	-	95.49	32.2	6.53	26.64	100	2	A	H
		5727.8	65.92	-2.28	68.2	53.71	32.31	6.55	26.65	100	2	P	H
													H
													H
													H
	*	5700	114.02	-	-	101.93	32.2	6.53	26.64	100	124	P	V
	*	5700	104.9	-	-	92.81	32.2	6.53	26.64	100	124	A	V
		5725.32	64.84	-3.36	68.2	52.64	32.3	6.55	26.65	100	124	P	V
													V
													V
													V
Remark	1. No other spurious found. 2. All results are PASS against Peak and Average limit line.												

Band 3 5470~5725MHz

WIFI 802.11ax HE40 Full (Band Edge @ 3m)

WIFI Ant. 6+7	Note	Frequency (MHz)	Level (dBμV/m)	Margin (dB)	Limit Line (dBμV/m)	Read Level (dBμV)	Antenna Factor (dB/m)	Path Loss (dB)	Preamp Factor (dB)	Ant Pos (cm)	Table Pos (deg)	Peak Avg. (P/A)	Pol. (H/V)
802.11ax HE40 Full CH 102 5510MHz		5459.92	61.13	-12.87	74	49.38	31.94	6.36	26.55	268	296	P	H
		5469.76	66.03	-2.17	68.2	54.24	31.98	6.37	26.56	268	296	P	H
		5458.24	50.36	-3.64	54	38.62	31.93	6.36	26.55	268	296	A	H
	*	5510	109.52	-	-	97.61	32.08	6.39	26.56	268	296	P	H
	*	5510	100.1	-	-	88.19	32.08	6.39	26.56	268	296	A	H
		5735.705	56.3	-11.9	68.2	44.05	32.34	6.56	26.65	268	296	P	H
		5459.68	56.3	-17.7	74	44.55	31.94	6.36	26.55	100	101	P	V
		5469.76	63.63	-4.57	68.2	51.84	31.98	6.37	26.56	100	101	P	V
		5458.96	46.94	-7.06	54	35.19	31.94	6.36	26.55	100	101	A	V
	*	5510	105.87	-	-	93.96	32.08	6.39	26.56	100	101	P	V
	*	5510	95.27	-	-	83.36	32.08	6.39	26.56	100	101	A	V
		5740.115	54.31	-13.89	68.2	42.05	32.36	6.56	26.66	100	101	P	V
802.11ax HE40 Full CH 110 5550MHz		5457.04	59.38	-14.62	74	47.64	31.93	6.36	26.55	100	3	P	H
		5468.8	59.93	-8.27	68.2	48.14	31.98	6.37	26.56	100	3	P	H
		5453.92	49.71	-4.29	54	37.98	31.92	6.36	26.55	100	3	A	H
	*	5550	112.98	-	-	101.15	32	6.41	26.58	100	3	P	H
	*	5550	103.38	-	-	91.55	32	6.41	26.58	100	3	A	H
		5727.83	58.14	-10.06	68.2	45.93	32.31	6.55	26.65	100	3	P	H
		5385.76	56.14	-17.86	74	44.54	31.81	6.33	26.54	397	347	P	V
		5469.28	56.34	-11.86	68.2	44.55	31.98	6.37	26.56	397	347	P	V
		5392.48	47.78	-6.22	54	36.14	31.85	6.33	26.54	397	347	A	V
	*	5550	109.52	-	-	97.69	32	6.41	26.58	397	347	P	V
	*	5550	99.71	-	-	87.88	32	6.41	26.58	397	347	A	V
		5750.195	54.18	-14.02	68.2	41.87	32.4	6.57	26.66	397	347	P	V

802.11ax HE40 Full CH 134 5670MHz		5457.1	56.84	-17.16	74	45.1	31.93	6.36	26.55	100	348	P	H
		5470	56.88	-11.32	68.2	45.09	31.98	6.37	26.56	100	348	P	H
		5451.5	47.78	-6.22	54	36.06	31.91	6.36	26.55	100	348	A	H
	*	5670	111.93	-	-	100.04	32.02	6.5	26.63	100	348	P	H
	*	5670	102.73	-	-	90.84	32.02	6.5	26.63	100	348	A	H
		5725	64.94	-3.26	68.2	52.74	32.3	6.55	26.65	100	348	P	H
		5445.55	55.33	-18.67	74	43.62	31.9	6.36	26.55	347	323	P	V
		5466.9	55.93	-12.27	68.2	44.15	31.97	6.37	26.56	347	323	P	V
		5436.45	45.79	-8.21	54	34.09	31.9	6.35	26.55	347	323	A	V
	*	5670	107.75	-	-	95.86	32.02	6.5	26.63	347	323	P	V
	*	5670	98.53	-	-	86.64	32.02	6.5	26.63	347	323	A	V
		5727.2	58.36	-9.84	68.2	46.15	32.31	6.55	26.65	347	323	P	V
Remark	1. No other spurious found. 2. All results are PASS against Peak and Average limit line.												

Band 3 5470~5725MHz

WIFI 802.11ax HE40 Full (Harmonic @ 3m)

WIFI Ant. 6+7	Note	Frequency (MHz)	Level (dBμV/m)	Margin (dB)	Limit Line (dBμV/m)	Read Level (dBμV)	Antenna Factor (dB/m)	Path Loss (dB)	Preamp Factor (dB)	Ant Pos (cm)	Table Pos (deg)	Peak Avg. (P/A)	Pol. (H/V)
		11020	45.68	-28.32	74	51.32	40.6	10.16	56.4	-	-	P	H
		16530	45.99	-22.21	68.2	49.43	39.87	12.33	55.64	-	-	P	H
													H
													H
													H
													H
													H
													H
													H
													H
802.11ax													H
HE40 Full													H
CH 102		11020	46.17	-27.83	74	51.81	40.6	10.16	56.4	-	-	P	V
5510MHz		16530	45.52	-22.68	68.2	48.96	39.87	12.33	55.64	-	-	P	V
													V
													V
													V
													V
													V
													V
													V
													V
													V
													V

WIFI Ant. 6+7	Note	Frequency (MHz)	Level (dBμV/m)	Margin (dB)	Limit Line (dBμV/m)	Read Level (dBμV)	Antenna Factor (dB/m)	Path Loss (dB)	Preamp Factor (dB)	Ant Pos (cm)	Table Pos (deg)	Peak Avg. (P/A)	Pol. (H/V)
		11100	46.42	-27.58	74	52.36	40.2	10.2	56.34	-	-	P	H
		16650	46.88	-21.32	68.2	50.3	39.95	12.4	55.77	-	-	P	H
													H
													H
													H
													H
													H
													H
													H
													H
802.11ax													H
HE40 Full													H
CH 110		11100	46.28	-27.72	74	52.22	40.2	10.2	56.34	-	-	P	V
5550MHz		16650	46.44	-21.76	68.2	49.86	39.95	12.4	55.77	-	-	P	V
													V
													V
													V
													V
													V
													V
													V
													V
													V
													V

WIFI Ant. 6+7	Note	Frequency (MHz)	Level (dBμV/m)	Margin (dB)	Limit Line (dBμV/m)	Read Level (dBμV)	Antenna Factor (dB/m)	Path Loss (dB)	Preamp Factor (dB)	Ant Pos (cm)	Table Pos (deg)	Peak Avg. (P/A)	Pol. (H/V)
		11340	45.72	-28.28	74	51.81	39.78	10.31	56.18	-	-	P	H
		17010	47.15	-21.05	68.2	50.21	40.49	12.61	56.16	-	-	P	H
													H
													H
													H
													H
													H
													H
													H
													H
802.11ax													H
HE40 Full													H
CH 134		11340	45.72	-28.28	74	51.81	39.78	10.31	56.18	-	-	P	V
5670MHz		17010	46.87	-21.33	68.2	49.93	40.49	12.61	56.16	-	-	P	V
													V
													V
													V
													V
													V
													V
													V
													V
													V
													V

Remark

1. No other spurious found.
2. All results are PASS against Peak and Average limit line.
3. The emission position marked as "-" means no suspected emission found with sufficient margin against limit line or noise floor only.

Band 3 5470~5725MHz

WIFI 802.11ax HE80 Full (Band Edge @ 3m)

WIFI Ant. 6+7	Note	Frequency (MHz)	Level (dBμV/m)	Margin (dB)	Limit Line (dBμV/m)	Read Level (dBμV)	Antenna Factor (dB/m)	Path Loss (dB)	Preamp Factor (dB)	Ant Pos (cm)	Table Pos (deg)	Peak Avg. (P/A)	Pol. (H/V)
802.11ax HE80 Full CH 106 5530MHz		5449.6	62.18	-11.82	74	50.47	31.9	6.36	26.55	100	2	P	H
		5469.04	62.6	-5.6	68.2	50.81	31.98	6.37	26.56	100	2	P	H
		5459.44	52.03	-1.97	54	40.28	31.94	6.36	26.55	100	2	A	H
	*	5530	107.2	-	-	95.33	32.04	6.4	26.57	100	2	P	H
	*	5530	97.69	-	-	85.82	32.04	6.4	26.57	100	2	A	H
		5730.665	57.74	-10.46	68.2	45.52	32.32	6.55	26.65	100	2	P	H
		5454.4	56.67	-17.33	74	44.94	31.92	6.36	26.55	350	12	P	V
		5467.36	59.3	-8.9	68.2	47.52	31.97	6.37	26.56	350	12	P	V
		5456.56	48.07	-5.93	54	36.33	31.93	6.36	26.55	350	12	A	V
	*	5530	99.7	-	-	87.83	32.04	6.4	26.57	350	12	P	V
	*	5530	90.42	-	-	78.55	32.04	6.4	26.57	350	12	A	V
		5739.17	54.25	-13.95	68.2	41.99	32.36	6.56	26.66	350	12	P	V
802.11ax HE80 Full CH 122 5610MHz		5459.9	61.69	-12.31	74	49.94	31.94	6.36	26.55	100	353	P	H
		5468.3	62.62	-5.58	68.2	50.84	31.97	6.37	26.56	100	353	P	H
		5442.75	52.74	-1.26	54	41.04	31.9	6.35	26.55	100	353	A	H
	*	5610	109.52	-	-	97.69	31.98	6.45	26.6	100	353	P	H
	*	5610	100.73	-	-	88.9	31.98	6.45	26.6	100	353	A	H
		5726.885	63.09	-5.11	68.2	50.88	32.31	6.55	26.65	100	353	P	H
		5389.2	56.55	-17.45	74	44.92	31.84	6.33	26.54	350	164	P	V
		5463.75	56.85	-11.35	68.2	45.08	31.95	6.37	26.55	350	164	P	V
		5450.8	48.24	-5.76	54	36.53	31.9	6.36	26.55	350	164	A	V
	*	5610	104.43	-	-	92.6	31.98	6.45	26.6	350	164	P	V
	*	5610	96.32	-	-	84.49	31.98	6.45	26.6	350	164	A	V
		5733.815	59.55	-8.65	68.2	47.31	32.34	6.55	26.65	350	164	P	V
Remark	1. No other spurious found. 2. All results are PASS against Peak and Average limit line.												

Band 3 5470~5725MHz

WIFI 802.11ax HE80 Full (Harmonic @ 3m)

WIFI Ant. 6+7	Note	Frequency (MHz)	Level (dBμV/m)	Margin (dB)	Limit Line (dBμV/m)	Read Level (dBμV)	Antenna Factor (dB/m)	Path Loss (dB)	Preamp Factor (dB)	Ant Pos (cm)	Table Pos (deg)	Peak Avg. (P/A)	Pol. (H/V)
		11060	47.43	-26.57	74	53.22	40.4	10.18	56.37	-	-	P	H
		16590	45.47	-22.73	68.2	49.01	39.81	12.36	55.71	-	-	P	H
													H
													H
													H
													H
													H
													H
													H
													H
802.11ax													H
HE80 Full													H
CH 106		11060	46.99	-27.01	74	52.78	40.4	10.18	56.37	-	-	P	V
5530MHz		16590	45.83	-22.37	68.2	49.37	39.81	12.36	55.71	-	-	P	V
													V
													V
													V
													V
													V
													V
													V
													V
													V
													V

WIFI Ant. 6+7	Note	Frequency (MHz)	Level (dBμV/m)	Margin (dB)	Limit Line (dBμV/m)	Read Level (dBμV)	Antenna Factor (dB/m)	Path Loss (dB)	Preamp Factor (dB)	Ant Pos (cm)	Table Pos (deg)	Peak Avg. (P/A)	Pol. (H/V)
		11220	45.13	-28.87	74	51.36	39.78	10.25	56.26	-	-	P	H
		16830	46.05	-22.15	68.2	48.98	40.53	12.5	55.96	-	-	P	H
													H
													H
													H
													H
													H
													H
													H
													H
802.11ax													H
HE80 Full													H
CH 122		11220	45.61	-28.39	74	51.84	39.78	10.25	56.26	-	-	P	V
5610MHz		16830	46.39	-21.81	68.2	49.32	40.53	12.5	55.96	-	-	P	V
													V
													V
													V
													V
													V
													V
													V
													V
													V
													V

Remark

1. No other spurious found.
2. All results are PASS against Peak and Average limit line.
3. The emission position marked as "-" means no suspected emission found with sufficient margin against limit line or noise floor only.

Band 3 - Straddle Channel

WIFI 802.11a (Band Edge @ 3m)

WIFI Ant. 6+7	Note	Frequency (MHz)	Level (dBμV/m)	Margin (dB)	Limit Line (dBμV/m)	Read Level (dBμV)	Antenna Factor (dB/m)	Path Loss (dB)	Preamp Factor (dB)	Ant Pos (cm)	Table Pos (deg)	Peak Avg. (P/A)	Pol. (H/V)
802.11a CH 144 5720MHz		5409.28	53.22	-20.78	74	41.53	31.9	6.34	26.55	104	2	P	H
		5463.1	53.71	-14.49	68.2	41.95	31.95	6.36	26.55	104	2	P	H
		5456.08	44.59	-9.41	54	32.86	31.92	6.36	26.55	104	2	A	H
	*	5720	118.31	-	-	106.14	32.28	6.54	26.65	104	2	P	H
	*	5720	110.53	-	-	98.36	32.28	6.54	26.65	104	2	A	H
		5869.75	56.34	-11.86	68.2	43.81	32.58	6.66	26.71	104	2	P	H
		5457.25	52.23	-21.77	74	40.49	31.93	6.36	26.55	100	127	P	V
		5463.49	50.7	-17.5	68.2	38.94	31.95	6.36	26.55	100	127	P	V
		5437.36	43.54	-10.46	54	31.84	31.9	6.35	26.55	100	127	A	V
	*	5720	115.2	-	-	103.03	32.28	6.54	26.65	100	127	P	V
	*	5720	107.89	-	-	95.72	32.28	6.54	26.65	100	127	A	V
		5853.75	55.1	-13.1	68.2	42.65	32.51	6.64	26.7	100	127	P	V
Remark	1. No other spurious found. 2. All results are PASS against Peak and Average limit line.												

Band 3 - Straddle Channel

WIFI 802.11a (Harmonic @ 3m)

WIFI Ant. 6+7	Note	Frequency (MHz)	Level (dBμV/m)	Margin (dB)	Limit Line (dBμV/m)	Read Level (dBμV)	Antenna Factor (dB/m)	Path Loss (dB)	Preamp Factor (dB)	Ant Pos (cm)	Table Pos (deg)	Peak Avg. (P/A)	Pol. (H/V)
802.11a CH 144 5720MHz		11440	46.09	-27.91	74	51.83	40.02	10.35	56.11	-	-	P	H
		17160	47.39	-20.81	68.2	50.58	40.46	12.78	56.43	-	-	P	H
													H
													H
													H
													H
													H
													H
													H
													H
													H
													H
		11440	46.12	-27.88	74	51.86	40.02	10.35	56.11	-	-	P	V
		17160	48.06	-20.14	68.2	51.25	40.46	12.78	56.43	-	-	P	V
													V
													V
													V
													V
													V
													V
													V
													V
													V
													V
Remark	1. No other spurious found. 2. All results are PASS against Peak and Average limit line. 3. The emission position marked as "-" means no suspected emission found with sufficient margin against limit line or noise floor only.												

Band 3 - Straddle Channel

WIFI 802.11ax HE20 Full (Band Edge @ 3m)

WIFI Ant. 6+7	Note	Frequency (MHz)	Level (dBμV/m)	Margin (dB)	Limit Line (dBμV/m)	Read Level (dBμV)	Antenna Factor (dB/m)	Path Loss (dB)	Preamp Factor (dB)	Ant Pos (cm)	Table Pos (deg)	Peak Avg. (P/A)	Pol. (H/V)
802.11ax HE20 Full CH 144 5720MHz		5435.02	52.48	-21.52	74	40.78	31.9	6.35	26.55	109	2	P	H
		5467.39	52.96	-15.24	68.2	41.18	31.97	6.37	26.56	109	2	P	H
		5459.2	43.73	-10.27	54	31.98	31.94	6.36	26.55	109	2	A	H
	*	5720	118.47	-	-	106.3	32.28	6.54	26.65	109	2	P	H
	*	5720	109.71	-	-	97.54	32.28	6.54	26.65	109	2	A	H
		5863.75	55.54	-12.66	68.2	43.04	32.56	6.65	26.71	109	2	P	H
		5441.65	52.25	-21.75	74	40.55	31.9	6.35	26.55	100	126	P	V
		5468.95	51.63	-16.57	68.2	39.84	31.98	6.37	26.56	100	126	P	V
		5459.98	43.22	-10.78	54	31.47	31.94	6.36	26.55	100	126	A	V
	*	5720	115.73	-	-	103.56	32.28	6.54	26.65	100	126	P	V
	*	5720	106.43	-	-	94.26	32.28	6.54	26.65	100	126	A	V
		5850.25	55.62	-12.58	68.2	43.18	32.5	6.64	26.7	100	126	P	V
Remark	1. No other spurious found. 2. All results are PASS against Peak and Average limit line.												

Band 3 - Straddle Channel

WIFI 802.11ax HE20 Full (Harmonic @ 3m)

WIFI Ant. 6+7	Note	Frequency (MHz)	Level (dBμV/m)	Margin (dB)	Limit Line (dBμV/m)	Read Level (dBμV)	Antenna Factor (dB/m)	Path Loss (dB)	Preamp Factor (dB)	Ant Pos (cm)	Table Pos (deg)	Peak Avg. (P/A)	Pol. (H/V)
		11440	45.41	-28.59	74	51.15	40.02	10.35	56.11	-	-	P	H
		17160	47.59	-20.61	68.2	50.78	40.46	12.78	56.43	-	-	P	H
													H
													H
													H
													H
													H
													H
													H
													H
802.11ax													H
HE20 Full													H
CH 144		11440	46.63	-27.37	74	52.37	40.02	10.35	56.11	-	-	P	V
5720MHz		17160	47.72	-20.48	68.2	50.91	40.46	12.78	56.43	-	-	P	V
													V
													V
													V
													V
													V
													V
													V
													V
													V
													V

Remark

1. No other spurious found.
2. All results are PASS against Peak and Average limit line.
3. The emission position marked as "-" means no suspected emission found with sufficient margin against limit line or noise floor only.

Band 3 - Straddle Channel

WIFI 802.11ax HE40 Full (Band Edge @ 3m)

WIFI Ant. 6+7	Note	Frequency (MHz)	Level (dBμV/m)	Margin (dB)	Limit Line (dBμV/m)	Read Level (dBμV)	Antenna Factor (dB/m)	Path Loss (dB)	Preamp Factor (dB)	Ant Pos (cm)	Table Pos (deg)	Peak Avg. (P/A)	Pol. (H/V)
802.11ax HE40 Full CH 142 5710MHz		5454.91	55.8	-18.2	74	44.07	31.92	6.36	26.55	100	2	P	H
		5465.05	55.4	-12.8	68.2	43.63	31.96	6.37	26.56	100	2	P	H
		5459.2	47.05	-6.95	54	35.3	31.94	6.36	26.55	100	2	A	H
	*	5710	112.87	-	-	100.74	32.24	6.53	26.64	100	2	P	H
	*	5710	103.28	-	-	91.15	32.24	6.53	26.64	100	2	A	H
		5851.25	58.68	-9.52	68.2	46.23	32.51	6.64	26.7	100	2	P	H
		5455.3	53.78	-20.22	74	42.05	31.92	6.36	26.55	100	126	P	V
		5468.17	54.15	-14.05	68.2	42.37	31.97	6.37	26.56	100	126	P	V
		5449.06	45.14	-8.86	54	33.43	31.9	6.36	26.55	100	126	A	V
	*	5710	110.87	-	-	98.74	32.24	6.53	26.64	100	126	P	V
	*	5710	99.97	-	-	87.84	32.24	6.53	26.64	100	126	A	V
		5907.75	57.14	-11.06	68.2	44.46	32.72	6.68	26.72	100	126	P	V
Remark	1. No other spurious found. 2. All results are PASS against Peak and Average limit line.												

Band 3 - Straddle Channel

WIFI 802.11ax HE40 Full (Harmonic @ 3m)

WIFI Ant. 6+7	Note	Frequency (MHz)	Level (dBμV/m)	Margin (dB)	Limit Line (dBμV/m)	Read Level (dBμV)	Antenna Factor (dB/m)	Path Loss (dB)	Preamp Factor (dB)	Ant Pos (cm)	Table Pos (deg)	Peak Avg. (P/A)	Pol. (H/V)
		11420	45.36	-28.64	74	51.18	39.96	10.34	56.12	-	-	P	H
		17130	47.18	-21.02	68.2	50.39	40.43	12.74	56.38	-	-	P	H
													H
													H
													H
													H
													H
													H
													H
													H
802.11ax													H
HE40 Full													H
CH 142		11420	46.52	-27.48	74	52.34	39.96	10.34	56.12	-	-	P	V
5710MHz		17130	47.76	-20.44	68.2	50.97	40.43	12.74	56.38	-	-	P	V
													V
													V
													V
													V
													V
													V
													V
													V
													V
													V
Remark	1. No other spurious found. 2. All results are PASS against Peak and Average limit line. 3. The emission position marked as "-" means no suspected emission found with sufficient margin against limit line or noise floor only.												

Band 3 Straddle Channel

WIFI 802.11ax HE80 Full (Band Edge @ 3m)

WIFI Ant. 6+7	Note	Frequency (MHz)	Level (dBμV/m)	Margin (dB)	Limit Line (dBμV/m)	Read Level (dBμV)	Antenna Factor (dB/m)	Path Loss (dB)	Preamp Factor (dB)	Ant Pos (cm)	Table Pos (deg)	Peak Avg. (P/A)	Pol. (H/V)
802.11ax HE80 Full CH 138 5690MHz		5443.21	59.11	-14.89	74	47.41	31.9	6.35	26.55	107	3	P	H
		5468.17	59.42	-8.78	68.2	47.64	31.97	6.37	26.56	107	3	P	H
		5459.98	51.4	-2.6	54	39.65	31.94	6.36	26.55	107	3	A	H
	*	5690	110.4	-	-	98.38	32.14	6.52	26.64	107	3	P	H
	*	5690	100.73	-	-	88.71	32.14	6.52	26.64	107	3	A	H
		5860.6	58.89	-9.31	68.2	46.4	32.54	6.65	26.7	107	3	P	H
		5431.9	56.39	-17.61	74	44.69	31.9	6.35	26.55	100	127	P	V
		5464.27	55.54	-12.66	68.2	43.76	31.96	6.37	26.55	100	127	P	V
		5458.42	48.32	-5.68	54	36.58	31.93	6.36	26.55	100	127	A	V
	*	5690	106.82	-	-	94.8	32.14	6.52	26.64	100	127	P	V
	*	5690	97.32	-	-	85.3	32.14	6.52	26.64	100	127	A	V
		5867.2	58.71	-9.49	68.2	46.2	32.57	6.65	26.71	100	127	P	V
Remark	1. No other spurious found. 2. All results are PASS against Peak and Average limit line.												

Band 3 - Straddle Channel

WIFI 802.11ax HE80 Full (Harmonic @ 3m)

WIFI Ant. 6+7	Note	Frequency (MHz)	Level (dBμV/m)	Margin (dB)	Limit Line (dBμV/m)	Read Level (dBμV)	Antenna Factor (dB/m)	Path Loss (dB)	Preamp Factor (dB)	Ant Pos (cm)	Table Pos (deg)	Peak Avg. (P/A)	Pol. (H/V)
		11380	45.27	-28.73	74	51.24	39.86	10.32	56.15	-	-	P	H
		17070	47.22	-20.98	68.2	50.38	40.43	12.68	56.27	-	-	P	H
													H
													H
													H
													H
													H
													H
													H
													H
802.11ax													H
HE80 Full													H
CH 138		11380	45.27	-28.73	74	51.24	39.86	10.32	56.15	-	-	P	V
5690MHz		17070	47.79	-20.41	68.2	50.95	40.43	12.68	56.27	-	-	P	V
													V
													V
													V
													V
													V
													V
													V
													V
													V
													V

Remark

1. No other spurious found.
2. All results are PASS against Peak and Average limit line.
3. The emission position marked as "-" means no suspected emission found with sufficient margin against limit line or noise floor only.

Emission below 1GHz

WIFI 802.11ax HE20 Full (LF @ 3m)

WIFI Ant.	Note	Frequency	Level	Margin	Limit Line	Read Level	Antenna Factor	Path Loss	Preamp Factor	Ant Pos	Table Pos	Peak Avg.	Pol.
6+7		(MHz)	(dBμV/m)	(dB)	(dBμV/m)	(dBμV)	(dB/m)	(dB)	(dB)	(cm)	(deg)	(P/A)	(H/V)
802.11ax HE20 Full LF		32.91	20.9	-19.1	40	29.39	23.14	0.73	32.36	-	-	P	H
		134.76	19.45	-24.05	43.5	33.17	17.42	1.15	32.29	-	-	P	H
		558.65	25.94	-20.06	46	29.94	26.13	2.12	32.25	-	-	P	H
		719.67	31.76	-14.24	46	34.62	26.98	2.33	32.17	-	-	P	H
		877.78	30.86	-15.14	46	31.02	28.91	2.57	31.64	-	-	P	H
		932.1	32.21	-13.79	46	31.2	29.73	2.55	31.27	-	-	P	H
													H
													H
													H
													H
													H
													H
		31.94	20.86	-19.14	40	28.74	23.75	0.73	32.36	-	-	P	V
		140.58	20.11	-23.39	43.5	33.86	17.38	1.16	32.29	-	-	P	V
		636.25	26.83	-19.17	46	30.42	26.4	2.24	32.23	-	-	P	V
		720.64	35.53	-10.47	46	38.35	27.02	2.33	32.17	-	-	P	V
		841.89	30.94	-15.06	46	31.33	28.86	2.57	31.82	-	-	P	V
		969.93	33.28	-20.72	54	30.7	30.91	2.6	30.93	-	-	P	V
													V
													V
													V
													V
													V
													V

Remark

1. No other spurious found.
2. All results are PASS against limit line.
3. The emission position marked as "-" means no suspected emission found and emission level has at least 6dB margin against limit or emission is noise floor only.

<TXBF Mode>

Band 1 - 5150~5250MHz

WIFI 802.11ax HE20 Full (Band Edge @ 3m)

WIFI Ant.	Note	Frequency	Level	Margin	Limit Line	Read Level	Antenna Factor	Path Loss	Preamp Factor	Ant Pos	Table Pos	Peak Avg.	Pol.
6+7		(MHz)	(dBμV/m)	(dB)	(dBμV/m)	(dBμV)	(dB/m)	(dB)	(dB)	(cm)	(deg)	(P/A)	(H/V)
802.11ax HE20 Full CH 36 5180MHz		5148.72	61.43	-12.57	74	49.53	32.2	6.21	26.51	103	360	P	H
		5149.24	52.78	-1.22	54	40.88	32.2	6.21	26.51	103	360	A	H
	*	5180	114.93	-	-	103.12	32.08	6.25	26.52	103	360	P	H
	*	5180	106.2	-	-	94.39	32.08	6.25	26.52	103	360	A	H
													H
													H
		5149.24	59.58	-14.42	74	47.68	32.2	6.21	26.51	335	360	P	V
		5149.76	50.44	-3.56	54	38.54	32.2	6.21	26.51	335	360	A	V
	*	5180	110.42	-	-	98.61	32.08	6.25	26.52	335	360	P	V
	*	5180	101.19	-	-	89.38	32.08	6.25	26.52	335	360	A	V
													V
													V
802.11ax HE20 Full CH 44 5220MHz		5144.56	59.43	-14.57	74	47.54	32.19	6.21	26.51	100	360	P	H
		5148.46	50.7	-3.3	54	38.8	32.2	6.21	26.51	100	360	A	H
	*	5220	119.78	-	-	108.1	31.92	6.28	26.52	100	360	P	H
	*	5220	109.66	-	-	97.98	31.92	6.28	26.52	100	360	A	H
		5399.52	55.11	-18.89	74	43.43	31.9	6.33	26.55	100	360	P	H
		5350	46.22	-7.78	54	34.84	31.6	6.32	26.54	100	360	A	H
		5133.38	56.7	-17.3	74	44.84	32.17	6.2	26.51	301	360	P	V
		5146.9	47.59	-6.41	54	35.7	32.19	6.21	26.51	301	360	A	V
	*	5220	114.94	-	-	103.26	31.92	6.28	26.52	301	360	P	V
	*	5220	104.97	-	-	93.29	31.92	6.28	26.52	301	360	A	V
		5354.16	53.06	-20.94	74	41.66	31.62	6.32	26.54	301	360	P	V
		5400.08	44.13	-9.87	54	32.45	31.9	6.33	26.55	301	360	A	V

802.11ax HE20 Full CH 48 5240MHz		5130.52	56.5	-17.5	74	44.66	32.16	6.19	26.51	100	359	P	H
		5150	48.47	-5.53	54	36.56	32.2	6.22	26.51	100	359	A	H
	*	5240	118.36	-	-	106.76	31.84	6.28	26.52	100	359	P	H
	*	5240	109.39	-	-	97.79	31.84	6.28	26.52	100	359	A	H
		5366.48	55.29	-18.71	74	43.81	31.7	6.32	26.54	100	359	P	H
		5350	45.96	-8.04	54	34.58	31.6	6.32	26.54	100	359	A	H
		5120.12	55	-19	74	43.19	32.14	6.18	26.51	300	357	P	V
		5149.24	46.29	-7.71	54	34.39	32.2	6.21	26.51	300	357	A	V
	*	5240	114.74	-	-	103.14	31.84	6.28	26.52	300	357	P	V
	*	5240	106.06	-	-	94.46	31.84	6.28	26.52	300	357	A	V
		5368.16	53.13	-20.87	74	41.64	31.71	6.32	26.54	300	357	P	V
		5350.8	44.53	-9.47	54	33.15	31.6	6.32	26.54	300	357	A	V
Remark	1. No other spurious found. 2. All results are PASS against Peak and Average limit line.												

Band 1 5150~5250MHz

WIFI 802.11ax HE20 Full (Harmonic @ 3m)

WIFI Ant. 6+7	Note	Frequency (MHz)	Level (dBμV/m)	Margin (dB)	Limit Line (dBμV/m)	Read Level (dBμV)	Antenna Factor (dB/m)	Path Loss (dB)	Preamp Factor (dB)	Ant Pos (cm)	Table Pos (deg)	Peak Avg. (P/A)	Pol. (H/V)
		10360	46.92	-21.28	68.2	53.77	39.94	9.78	56.57	-	-	P	H
		15540	45.48	-28.52	74	50.52	39.44	12.05	56.53	-	-	P	H
													H
													H
													H
													H
													H
													H
													H
													H
802.11ax													H
HE20 Full													H
CH 36		10360	47.21	-20.99	68.2	54.06	39.94	9.78	56.57	-	-	P	V
5180MHz		15540	45.41	-28.59	74	50.45	39.44	12.05	56.53	-	-	P	V
													V
													V
													V
													V
													V
													V
													V
													V
													V
													V

WIFI Ant. 6+7	Note	Frequency (MHz)	Level (dBμV/m)	Margin (dB)	Limit Line (dBμV/m)	Read Level (dBμV)	Antenna Factor (dB/m)	Path Loss (dB)	Preamp Factor (dB)	Ant Pos (cm)	Table Pos (deg)	Peak Avg. (P/A)	Pol. (H/V)
		10440	46.98	-21.22	68.2	53.41	40.22	9.82	56.47	-	-	P	H
		15660	45.83	-28.17	74	51.26	38.9	12.04	56.37	-	-	P	H
													H
													H
													H
													H
													H
													H
													H
													H
802.11ax													H
HE20 Full													H
CH 44		10440	46.54	-21.66	68.2	52.97	40.22	9.82	56.47	-	-	P	V
5220MHz		15660	45.02	-28.98	74	50.45	38.9	12.04	56.37	-	-	P	V
													V
													V
													V
													V
													V
													V
													V
													V
													V
													V

WIFI Ant. 6+7	Note	Frequency (MHz)	Level (dBμV/m)	Margin (dB)	Limit Line (dBμV/m)	Read Level (dBμV)	Antenna Factor (dB/m)	Path Loss (dB)	Preamp Factor (dB)	Ant Pos (cm)	Table Pos (deg)	Peak Avg. (P/A)	Pol. (H/V)
		10480	48.34	-19.86	68.2	54.57	40.34	9.85	56.42	-	-	P	H
		15720	45.62	-28.38	74	51.18	38.68	12.05	56.29	-	-	P	H
													H
													H
													H
													H
													H
													H
													H
													H
802.11ax													H
HE20 Full													H
CH 48		10480	48.73	-19.47	68.2	54.96	40.34	9.85	56.42	-	-	P	V
5240MHz		15720	45	-29	74	50.56	38.68	12.05	56.29	-	-	P	V
													V
													V
													V
													V
													V
													V
													V
													V
													V
													V

Remark

1. No other spurious found.
2. All results are PASS against Peak and Average limit line.
3. The emission position marked as "-" means no suspected emission found with sufficient margin against limit line or noise floor only.

Band 1 5150~5250MHz

WIFI 802.11ax HE40 Full (Band Edge @ 3m)

WIFI Ant. 6+7	Note	Frequency (MHz)	Level (dBμV/m)	Margin (dB)	Limit Line (dBμV/m)	Read Level (dBμV)	Antenna Factor (dB/m)	Path Loss (dB)	Preamp Factor (dB)	Ant Pos (cm)	Table Pos (deg)	Peak Avg. (P/A)	Pol. (H/V)
802.11ax HE40 Full CH 38 5190MHz		5148.98	60.94	-13.06	74	49.04	32.2	6.21	26.51	100	360	P	H
		5148.98	52.83	-1.17	54	40.93	32.2	6.21	26.51	100	360	A	H
	*	5190	108.89	-	-	97.11	32.04	6.26	26.52	100	360	P	H
	*	5190	99.24	-	-	87.46	32.04	6.26	26.52	100	360	A	H
		5363.4	53.17	-20.83	74	41.71	31.68	6.32	26.54	100	360	P	H
		5350.24	44.47	-9.53	54	33.09	31.6	6.32	26.54	100	360	A	H
		5147.42	59.24	-14.76	74	47.35	32.19	6.21	26.51	100	111	P	V
		5148.98	49.88	-4.12	54	37.98	32.2	6.21	26.51	100	111	A	V
	*	5190	104.85	-	-	93.07	32.04	6.26	26.52	100	111	P	V
	*	5190	93.58	-	-	81.8	32.04	6.26	26.52	100	111	A	V
		5367.32	52.17	-21.83	74	40.69	31.7	6.32	26.54	100	111	P	V
		5369	42.63	-11.37	54	31.14	31.71	6.32	26.54	100	111	A	V
802.11ax HE40 Full CH 46 5230MHz		5150	65.75	-8.25	74	53.84	32.2	6.22	26.51	100	13	P	H
		5150	52.77	-1.23	54	40.86	32.2	6.22	26.51	100	13	A	H
	*	5230	115.53	-	-	103.89	31.88	6.28	26.52	100	13	P	H
	*	5230	104.23	-	-	92.59	31.88	6.28	26.52	100	13	A	H
		5384.96	58.17	-15.83	74	46.57	31.81	6.33	26.54	100	13	P	H
		5350	48.89	-5.11	54	37.51	31.6	6.32	26.54	100	13	A	H
		5141.18	61.37	-12.63	74	49.49	32.18	6.21	26.51	302	342	P	V
		5149.76	50.26	-3.74	54	38.36	32.2	6.21	26.51	302	342	A	V
	*	5230	111.83	-	-	100.19	31.88	6.28	26.52	302	342	P	V
	*	5230	100.89	-	-	89.25	31.88	6.28	26.52	302	342	A	V
		5360.6	57.3	-16.7	74	45.86	31.66	6.32	26.54	302	342	P	V
		5386.08	46.76	-7.24	54	35.15	31.82	6.33	26.54	302	342	A	V
Remark	1. No other spurious found. 2. All results are PASS against Peak and Average limit line.												

Band 1 5150~5250MHz

WIFI 802.11ax HE40 Full (Harmonic @ 3m)

WIFI Ant. 6+7	Note	Frequency (MHz)	Level (dBμV/m)	Margin (dB)	Limit Line (dBμV/m)	Read Level (dBμV)	Antenna Factor (dB/m)	Path Loss (dB)	Preamp Factor (dB)	Ant Pos (cm)	Table Pos (deg)	Peak Avg. (P/A)	Pol. (H/V)
		10380	46.08	-22.12	68.2	52.81	40.02	9.79	56.54	-	-	P	H
		15570	45.52	-28.48	74	50.64	39.32	12.05	56.49	-	-	P	H
													H
													H
													H
													H
													H
													H
													H
													H
802.11ax													H
HE40 Full													H
CH 38		10380	46.41	-21.79	68.2	53.14	40.02	9.79	56.54	-	-	P	V
5190MHz		15570	45.23	-28.77	74	50.35	39.32	12.05	56.49	-	-	P	V
													V
													V
													V
													V
													V
													V
													V
													V
													V
													V

WIFI Ant. 6+7	Note	Frequency (MHz)	Level (dBμV/m)	Margin (dB)	Limit Line (dBμV/m)	Read Level (dBμV)	Antenna Factor (dB/m)	Path Loss (dB)	Preamp Factor (dB)	Ant Pos (cm)	Table Pos (deg)	Peak Avg. (P/A)	Pol. (H/V)
		10460	46.63	-21.57	68.2	52.96	40.28	9.84	56.45	-	-	P	H
		15690	44.29	-29.71	74	49.83	38.75	12.04	56.33	-	-	P	H
													H
													H
													H
													H
													H
													H
													H
													H
802.11ax													H
HE40 Full													H
CH 46		10460	46.86	-21.34	68.2	53.19	40.28	9.84	56.45	-	-	P	V
5230MHz		15690	43.52	-30.48	74	49.06	38.75	12.04	56.33	-	-	P	V
													V
													V
													V
													V
													V
													V
													V
													V
													V
													V

Remark

1. No other spurious found.
2. All results are PASS against Peak and Average limit line.
3. The emission position marked as "-" means no suspected emission found with sufficient margin against limit line or noise floor only.

Band 1 5150~5250MHz

WIFI 802.11ax HE80 Full (Band Edge @ 3m)

WIFI Ant. 6+7	Note	Frequency (MHz)	Level (dBμV/m)	Margin (dB)	Limit Line (dBμV/m)	Read Level (dBμV)	Antenna Factor (dB/m)	Path Loss (dB)	Preamp Factor (dB)	Ant Pos (cm)	Table Pos (deg)	Peak Avg. (P/A)	Pol. (H/V)
802.11ax HE80 Full CH 42 5210MHz		5148.2	60.13	-13.87	74	48.23	32.2	6.21	26.51	100	357	P	H
		5148.2	51.95	-2.05	54	40.05	32.2	6.21	26.51	100	357	A	H
	*	5210	104.08	-	-	92.37	31.96	6.27	26.52	100	357	P	H
	*	5210	94.09	-	-	82.38	31.96	6.27	26.52	100	357	A	H
		5365.36	55.12	-18.88	74	43.65	31.69	6.32	26.54	100	357	P	H
		5394.48	45.65	-8.35	54	34	31.87	6.33	26.55	100	357	A	H
		5144.82	58.14	-15.86	74	46.25	32.19	6.21	26.51	100	101	P	V
		5149.24	49.34	-4.66	54	37.44	32.2	6.21	26.51	100	101	A	V
	*	5210	100.85	-	-	89.14	31.96	6.27	26.52	100	101	P	V
	*	5210	89.89	-	-	78.18	31.96	6.27	26.52	100	101	A	V
		5453.84	52.29	-21.71	74	40.56	31.92	6.36	26.55	100	101	P	V
		5409.04	43.1	-10.9	54	31.42	31.9	6.33	26.55	100	101	A	V
Remark	1. No other spurious found. 2. All results are PASS against Peak and Average limit line.												

Band 1 5150~5250MHz

WIFI 802.11ax HE80 Full (Harmonic @ 3m)

WIFI Ant. 6+7	Note	Frequency (MHz)	Level (dBμV/m)	Margin (dB)	Limit Line (dBμV/m)	Read Level (dBμV)	Antenna Factor (dB/m)	Path Loss (dB)	Preamp Factor (dB)	Ant Pos (cm)	Table Pos (deg)	Peak Avg. (P/A)	Pol. (H/V)
		10420	46.7	-21.5	68.2	53.23	40.16	9.81	56.5	-	-	P	H
		15630	45.63	-28.37	74	50.94	39.05	12.05	56.41	-	-	P	H
													H
													H
													H
													H
													H
													H
													H
													H
													H
802.11ax													H
HE80 Full													H
CH 42		10420	45.89	-22.31	68.2	52.42	40.16	9.81	56.5	-	-	P	V
5210MHz		15630	46.82	-27.18	74	52.13	39.05	12.05	56.41	-	-	P	V
													V
													V
													V
													V
													V
													V
													V
													V
													V
													V
Remark	1. No other spurious found. 2. All results are PASS against Peak and Average limit line. 3. The emission position marked as "-" means no suspected emission found with sufficient margin against limit line or noise floor only.												

Band 2 - 5250~5350MHz

WIFI 802.11ax HE20 Full (Band Edge @ 3m)

WIFI Ant. 6+7	Note	Frequency (MHz)	Level (dBμV/m)	Margin (dB)	Limit Line (dBμV/m)	Read Level (dBμV)	Antenna Factor (dB/m)	Path Loss (dB)	Preamp Factor (dB)	Ant Pos (cm)	Table Pos (deg)	Peak Avg. (P/A)	Pol. (H/V)
802.11ax HE20 Full CH 52 5260MHz		5124.1	56.93	-17.07	74	45.1	32.15	6.19	26.51	100	358	P	H
		5149.94	48.43	-5.57	54	36.53	32.2	6.21	26.51	100	358	A	H
	*	5260	118.69	-	-	107.15	31.78	6.29	26.53	100	358	P	H
	*	5260	109.2	-	-	97.66	31.78	6.29	26.53	100	358	A	H
		5357.28	57.8	-16.2	74	46.38	31.64	6.32	26.54	100	358	P	H
		5350.32	47.76	-6.24	54	36.38	31.6	6.32	26.54	100	358	A	H
		5131.92	55.12	-18.88	74	43.27	32.16	6.2	26.51	301	358	P	V
		5146.88	46.25	-7.75	54	34.36	32.19	6.21	26.51	301	358	A	V
	*	5260	114.97	-	-	103.43	31.78	6.29	26.53	301	358	P	V
	*	5260	105.76	-	-	94.22	31.78	6.29	26.53	301	358	A	V
		5394.48	53.44	-20.56	74	41.79	31.87	6.33	26.55	301	358	P	V
		5350.08	44.99	-9.01	54	33.61	31.6	6.32	26.54	301	358	A	V
802.11ax HE20 Full CH 60 5300MHz		5148.24	57.16	-16.84	74	45.26	32.2	6.21	26.51	100	359	P	H
		5148.58	48.22	-5.78	54	36.32	32.2	6.21	26.51	100	359	A	H
	*	5302	118.97	-	-	107.5	31.7	6.3	26.53	100	359	P	H
	*	5302	109.96	-	-	98.49	31.7	6.3	26.53	100	359	A	H
		5374.56	58.77	-15.23	74	47.24	31.75	6.32	26.54	100	359	P	H
		5351.52	51.42	-2.58	54	40.03	31.61	6.32	26.54	100	359	A	H
		5144.84	54.99	-19.01	74	43.1	32.19	6.21	26.51	295	0	P	V
		5117.3	46.34	-7.66	54	34.54	32.13	6.18	26.51	295	0	A	V
	*	5300	114.29	-	-	102.82	31.7	6.3	26.53	295	0	P	V
	*	5300	104.8	-	-	93.33	31.7	6.3	26.53	295	0	A	V
		5352.72	56.09	-17.91	74	44.69	31.62	6.32	26.54	295	0	P	V
		5350.8	47.52	-6.48	54	36.14	31.6	6.32	26.54	295	0	A	V

	*	5320	114.88	-	-	103.44	31.66	6.31	26.53	100	357	P	H
	*	5320	106.01	-	-	94.57	31.66	6.31	26.53	100	357	A	H
		5350.4	63.49	-10.51	74	52.11	31.6	6.32	26.54	100	357	P	H
		5351.04	52.37	-1.63	54	40.98	31.61	6.32	26.54	100	357	A	H
802.11ax													H
HE20 Full													H
CH 64	*	5320	110.57	-	-	99.13	31.66	6.31	26.53	100	121	P	V
5320MHz	*	5320	100.19	-	-	88.75	31.66	6.31	26.53	100	121	A	V
		5353.12	60.96	-13.04	74	49.56	31.62	6.32	26.54	100	121	P	V
		5350.4	49.71	-4.29	54	38.33	31.6	6.32	26.54	100	121	A	V
													V
													V
Remark	1. No other spurious found. 2. All results are PASS against Peak and Average limit line.												

Band 2 5250~5350MHz

WIFI 802.11ax HE20 Full (Harmonic @ 3m)

WIFI Ant. 6+7	Note	Frequency (MHz)	Level (dBμV/m)	Margin (dB)	Limit Line (dBμV/m)	Read Level (dBμV)	Antenna Factor (dB/m)	Path Loss (dB)	Preamp Factor (dB)	Ant Pos (cm)	Table Pos (deg)	Peak Avg. (P/A)	Pol. (H/V)
		10520	47.18	-21.02	68.2	53.35	40.36	9.87	56.4	-	-	P	H
		15780	45.79	-28.21	74	51.34	38.62	12.04	56.21	-	-	P	H
													H
													H
													H
													H
													H
													H
													H
													H
802.11ax													H
HE20 Full													H
CH 52		10520	47.6	-20.6	68.2	53.77	40.36	9.87	56.4	-	-	P	V
5260MHz		15780	46.23	-27.77	74	51.78	38.62	12.04	56.21	-	-	P	V
													V
													V
													V
													V
													V
													V
													V
													V
													V
													V

WIFI Ant. 6+7	Note	Frequency (MHz)	Level (dBμV/m)	Margin (dB)	Limit Line (dBμV/m)	Read Level (dBμV)	Antenna Factor (dB/m)	Path Loss (dB)	Preamp Factor (dB)	Ant Pos (cm)	Table Pos (deg)	Peak Avg. (P/A)	Pol. (H/V)
		10600	46.46	-27.54	74	52.74	40.2	9.92	56.4	-	-	P	H
		15900	44.8	-29.2	74	50.12	38.7	12.03	56.05	-	-	P	H
													H
													H
													H
													H
													H
													H
													H
													H
802.11ax													H
HE20 Full													H
CH 60		10600	45.93	-28.07	74	52.21	40.2	9.92	56.4	-	-	P	V
5300MHz		15900	45.33	-28.67	74	50.65	38.7	12.03	56.05	-	-	P	V
													V
													V
													V
													V
													V
													V
													V
													V
													V
													V

WIFI Ant. 6+7	Note	Frequency (MHz)	Level (dBμV/m)	Margin (dB)	Limit Line (dBμV/m)	Read Level (dBμV)	Antenna Factor (dB/m)	Path Loss (dB)	Preamp Factor (dB)	Ant Pos (cm)	Table Pos (deg)	Peak Avg. (P/A)	Pol. (H/V)
		10640	47.16	-26.84	74	53.3	40.32	9.94	56.4	-	-	P	H
		15960	44.7	-29.3	74	50.12	38.52	12.03	55.97	-	-	P	H
													H
													H
													H
													H
													H
													H
													H
													H
802.11ax													H
HE20 Full													H
CH 64		10640	46.88	-27.12	74	53.02	40.32	9.94	56.4	-	-	P	V
5320MHz		15960	45.9	-28.1	74	51.32	38.52	12.03	55.97	-	-	P	V
													V
													V
													V
													V
													V
													V
													V
													V
													V
													V

Remark

1. No other spurious found.
2. All results are PASS against Peak and Average limit line.
3. The emission position marked as "-" means no suspected emission found with sufficient margin against limit line or noise floor only.

Band 2 5250~5350MHz

WIFI 802.11ax HE40 Full (Band Edge @ 3m)

WIFI Ant. 6+7	Note	Frequency (MHz)	Level (dBμV/m)	Margin (dB)	Limit Line (dBμV/m)	Read Level (dBμV)	Antenna Factor (dB/m)	Path Loss (dB)	Preamp Factor (dB)	Ant Pos (cm)	Table Pos (deg)	Peak Avg. (P/A)	Pol. (H/V)
802.11ax HE40 Full CH 54 5270MHz		5106.42	59.89	-14.11	74	48.11	32.11	6.17	26.5	100	357	P	H
		5148.92	50.46	-3.54	54	38.56	32.2	6.21	26.51	100	357	A	H
	*	5270	114.65	-	-	103.13	31.76	6.29	26.53	100	357	P	H
	*	5270	104.64	-	-	93.12	31.76	6.29	26.53	100	357	A	H
		5351.04	62.79	-11.21	74	51.4	31.61	6.32	26.54	100	357	P	H
		5350.32	51.86	-2.14	54	40.48	31.6	6.32	26.54	100	357	A	H
		5134.64	56.91	-17.09	74	45.05	32.17	6.2	26.51	353	348	P	V
		5132.26	47.32	-6.68	54	35.47	32.16	6.2	26.51	353	348	A	V
	*	5270	109.87	-	-	98.35	31.76	6.29	26.53	353	348	P	V
	*	5270	100.72	-	-	89.2	31.76	6.29	26.53	353	348	A	V
		5353.44	58.58	-15.42	74	47.18	31.62	6.32	26.54	353	348	P	V
		5350.08	48	-6	54	36.62	31.6	6.32	26.54	353	348	A	V
802.11ax HE40 Full CH 62 5310MHz		5105.74	53.51	-20.49	74	41.73	32.11	6.17	26.5	100	290	P	H
		5126.48	44.44	-9.56	54	32.61	32.15	6.19	26.51	100	290	A	H
	*	5310	106.11	-	-	94.66	31.68	6.3	26.53	100	290	P	H
	*	5310	96.07	-	-	84.62	31.68	6.3	26.53	100	290	A	H
		5350.32	64.59	-9.41	74	53.21	31.6	6.32	26.54	100	290	P	H
		5350.08	51.82	-2.18	54	40.44	31.6	6.32	26.54	100	290	A	H
		5114.24	55.42	-18.58	74	43.62	32.13	6.18	26.51	100	123	P	V
		5126.82	46.02	-7.98	54	34.19	32.15	6.19	26.51	100	123	A	V
	*	5310	105.51	-	-	94.06	31.68	6.3	26.53	100	123	P	V
	*	5310	95.16	-	-	83.71	31.68	6.3	26.53	100	123	A	V
		5350.08	61.59	-12.41	74	50.21	31.6	6.32	26.54	100	123	P	V
		5350.08	50.8	-3.2	54	39.42	31.6	6.32	26.54	100	123	A	V
Remark	1. No other spurious found. 2. All results are PASS against Peak and Average limit line.												

Band 2 5250~5350MHz

WIFI 802.11ax HE40 Full (Harmonic @ 3m)

WIFI Ant. 6+7	Note	Frequency (MHz)	Level (dBμV/m)	Margin (dB)	Limit Line (dBμV/m)	Read Level (dBμV)	Antenna Factor (dB/m)	Path Loss (dB)	Preamp Factor (dB)	Ant Pos (cm)	Table Pos (deg)	Peak Avg. (P/A)	Pol. (H/V)
		10540	47.74	-20.46	68.2	53.94	40.32	9.88	56.4	-	-	P	H
		15810	45.55	-28.45	74	51.07	38.61	12.04	56.17	-	-	P	H
													H
													H
													H
													H
													H
													H
													H
													H
													H
802.11ax													H
HE40 Full													H
CH 54		10540	46.63	-21.57	68.2	52.83	40.32	9.88	56.4	-	-	P	V
5270MHz		15810	44.64	-29.36	74	50.16	38.61	12.04	56.17	-	-	P	V
													V
													V
													V
													V
													V
													V
													V
													V
													V
													V

WIFI Ant. 6+7	Note	Frequency (MHz)	Level (dBμV/m)	Margin (dB)	Limit Line (dBμV/m)	Read Level (dBμV)	Antenna Factor (dB/m)	Path Loss (dB)	Preamp Factor (dB)	Ant Pos (cm)	Table Pos (deg)	Peak Avg. (P/A)	Pol. (H/V)
		10620	46.72	-27.28	74	52.93	40.26	9.93	56.4	-	-	P	H
		15930	44.81	-29.19	74	50.17	38.61	12.04	56.01	-	-	P	H
													H
													H
													H
													H
													H
													H
													H
													H
802.11ax													H
HE40 Full													H
CH 62		10620	46.54	-27.46	74	52.75	40.26	9.93	56.4	-	-	P	V
5310MHz		15930	44.42	-29.58	74	49.78	38.61	12.04	56.01	-	-	P	V
													V
													V
													V
													V
													V
													V
													V
													V
													V
													V

Remark

1. No other spurious found.
2. All results are PASS against Peak and Average limit line.
3. The emission position marked as "-" means no suspected emission found with sufficient margin against limit line or noise floor only.

Band 2 5250~5350MHz

WIFI 802.11ax HE80 Full (Band Edge @ 3m)

WIFI Ant. 6+7	Note	Frequency (MHz)	Level (dBμV/m)	Margin (dB)	Limit Line (dBμV/m)	Read Level (dBμV)	Antenna Factor (dB/m)	Path Loss (dB)	Preamp Factor (dB)	Ant Pos (cm)	Table Pos (deg)	Peak Avg. (P/A)	Pol. (H/V)
802.11ax HE80 Full CH 58 5290MHz		5087.04	57.69	-16.31	74	45.94	32.1	6.15	26.5	100	359	P	H
		5112.54	47.73	-6.27	54	35.94	32.13	6.17	26.51	100	359	A	H
	*	5290	103.72	-	-	92.23	31.72	6.3	26.53	100	359	P	H
	*	5290	94	-	-	82.51	31.72	6.3	26.53	100	359	A	H
		5350.8	61.58	-12.42	74	50.2	31.6	6.32	26.54	100	359	P	H
		5351.04	52.63	-1.37	54	41.24	31.61	6.32	26.54	100	359	A	H
		5051.34	56.21	-17.79	74	44.5	32.1	6.11	26.5	100	111	P	V
		5091.12	46.69	-7.31	54	34.94	32.1	6.15	26.5	100	111	A	V
	*	5290	101.12	-	-	89.63	31.72	6.3	26.53	100	111	P	V
	*	5290	90.69	-	-	79.2	31.72	6.3	26.53	100	111	A	V
		5354.16	57.27	-16.73	74	45.87	31.62	6.32	26.54	100	111	P	V
		5351.28	49.05	-4.95	54	37.66	31.61	6.32	26.54	100	111	A	V
Remark	1. No other spurious found. 2. All results are PASS against Peak and Average limit line.												

Band 2 5250~5350MHz

WIFI 802.11ax HE80 Full (Harmonic @ 3m)

WIFI Ant. 6+7	Note	Frequency (MHz)	Level (dBμV/m)	Margin (dB)	Limit Line (dBμV/m)	Read Level (dBμV)	Antenna Factor (dB/m)	Path Loss (dB)	Preamp Factor (dB)	Ant Pos (cm)	Table Pos (deg)	Peak Avg. (P/A)	Pol. (H/V)
		10580	45.65	-22.55	68.2	51.9	40.24	9.91	56.4	-	-	P	H
		15870	43.54	-30.46	74	48.93	38.67	12.03	56.09	-	-	P	H
													H
													H
													H
													H
													H
													H
													H
													H
802.11ax													H
HE80 Full													H
CH 58		10580	46.22	-21.98	68.2	52.47	40.24	9.91	56.4	-	-	P	V
5290MHz		15870	44.18	-29.82	74	49.57	38.67	12.03	56.09	-	-	P	V
													V
													V
													V
													V
													V
													V
													V
													V
													V
													V

Remark

1. No other spurious found.
2. All results are PASS against Peak and Average limit line.
3. The emission position marked as "-" means no suspected emission found with sufficient margin against limit line or noise floor only.

Band 3 - 5470~5725MHz

WIFI 802.11ax HE20 Full (Band Edge @ 3m)

WIFI Ant. 6+7	Note	Frequency (MHz)	Level (dBμV/m)	Margin (dB)	Limit Line (dBμV/m)	Read Level (dBμV)	Antenna Factor (dB/m)	Path Loss (dB)	Preamp Factor (dB)	Ant Pos (cm)	Table Pos (deg)	Peak Avg. (P/A)	Pol. (H/V)
802.11ax HE20 Full CH 100 5500MHz		5458.8	61.27	-12.73	74	49.52	31.94	6.36	26.55	100	1	P	H
		5469.36	66.84	-1.36	68.2	55.05	31.98	6.37	26.56	100	1	P	H
		5459.12	51.7	-2.3	54	39.95	31.94	6.36	26.55	100	1	A	H
	*	5500	117.34	-	-	105.41	32.1	6.39	26.56	100	1	P	H
	*	5500	108.58	-	-	96.65	32.1	6.39	26.56	100	1	A	H
		5458.64	58.25	-15.75	74	46.51	31.93	6.36	26.55	391	352	P	V
		5469.2	63.58	-4.62	68.2	51.79	31.98	6.37	26.56	391	352	P	V
		5459.92	48.97	-5.03	54	37.22	31.94	6.36	26.55	391	352	A	V
	*	5500	111.57	-	-	99.64	32.1	6.39	26.56	391	352	P	V
	*	5500	102.8	-	-	90.87	32.1	6.39	26.56	391	352	A	V
													V
													V
802.11ax HE20 Full CH 116 5580MHz		5446	56.11	-17.89	74	44.4	31.9	6.36	26.55	100	359	P	H
		5464	57.23	-10.97	68.2	45.45	31.96	6.37	26.55	100	359	P	H
		5451.28	47.14	-6.86	54	35.42	31.91	6.36	26.55	100	359	A	H
	*	5580	119.01	-	-	107.17	32	6.43	26.59	100	359	P	H
	*	5580	109.82	-	-	97.98	32	6.43	26.59	100	359	A	H
		5739.8	55.45	-12.75	68.2	43.19	32.36	6.56	26.66	100	359	P	H
		5432.8	53.48	-20.52	74	41.78	31.9	6.35	26.55	350	351	P	V
		5468.8	55.09	-13.11	68.2	43.3	31.98	6.37	26.56	350	351	P	V
		5452.48	44.89	-9.11	54	33.17	31.91	6.36	26.55	350	351	A	V
	*	5580	113.04	-	-	101.2	32	6.43	26.59	350	351	P	V
	*	5580	104.7	-	-	92.86	32	6.43	26.59	350	351	A	V
		5735.075	54.76	-13.44	68.2	42.52	32.34	6.55	26.65	350	351	P	V

802.11ax HE20 Full CH 140 5700MHz	*	5700	110.85	-	-	98.76	32.2	6.53	26.64	127	301	P	H
	*	5700	102.18	-	-	90.09	32.2	6.53	26.64	127	301	A	H
		5725.08	65.88	-2.32	68.2	53.68	32.3	6.55	26.65	127	301	P	H
													H
													H
													H
	*	5700	109.15	-	-	97.06	32.2	6.53	26.64	390	346	P	V
	*	5700	100	-	-	87.91	32.2	6.53	26.64	390	346	A	V
		5725.08	63.86	-4.34	68.2	51.66	32.3	6.55	26.65	390	346	P	V
													V
													V
													V
Remark	1. No other spurious found. 2. All results are PASS against Peak and Average limit line.												

Band 3 5470~5725MHz

WIFI 802.11ax HE20 (Harmonic @ 3m)

WIFI Ant. 6+7	Note	Frequency (MHz)	Level (dBμV/m)	Margin (dB)	Limit Line (dBμV/m)	Read Level (dBμV)	Antenna Factor (dB/m)	Path Loss (dB)	Preamp Factor (dB)	Ant Pos (cm)	Table Pos (deg)	Peak Avg. (P/A)	Pol. (H/V)
		11000	46.85	-27.15	74	52.4	40.7	10.16	56.41	-	-	P	H
		16500	46.76	-21.44	68.2	50.16	39.9	12.31	55.61	-	-	P	H
													H
													H
													H
													H
													H
													H
													H
													H
802.11ax													H
HE20 Full													H
CH 100		11000	47.93	-26.07	74	53.48	40.7	10.16	56.41	-	-	P	V
5500MHz		16500	47.6	-20.6	68.2	51	39.9	12.31	55.61	-	-	P	V
													V
													V
													V
													V
													V
													V
													V
													V
													V
													V

WIFI Ant. 6+7	Note	Frequency (MHz)	Level (dBμV/m)	Margin (dB)	Limit Line (dBμV/m)	Read Level (dBμV)	Antenna Factor (dB/m)	Path Loss (dB)	Preamp Factor (dB)	Ant Pos (cm)	Table Pos (deg)	Peak Avg. (P/A)	Pol. (H/V)
		11160	47.03	-26.97	74	53.15	39.96	10.22	56.3	-	-	P	H
		16740	46.76	-21.44	68.2	49.91	40.26	12.45	55.86	-	-	P	H
													H
													H
													H
													H
													H
													H
													H
													H
802.11ax													H
HE20 Full													H
CH 116		11160	47.61	-26.39	74	53.73	39.96	10.22	56.3	-	-	P	V
5580MHz		16740	48.14	-20.06	68.2	51.29	40.26	12.45	55.86	-	-	P	V
													V
													V
													V
													V
													V
													V
													V
													V
													V
													V

WIFI Ant. 6+7	Note	Frequency (MHz)	Level (dBμV/m)	Margin (dB)	Limit Line (dBμV/m)	Read Level (dBμV)	Antenna Factor (dB/m)	Path Loss (dB)	Preamp Factor (dB)	Ant Pos (cm)	Table Pos (deg)	Peak Avg. (P/A)	Pol. (H/V)
		11400	46.18	-27.82	74	52.09	39.9	10.33	56.14	-	-	P	H
		17100	48.07	-20.13	68.2	51.28	40.4	12.71	56.32	-	-	P	H
													H
													H
													H
													H
													H
													H
													H
													H
802.11ax													H
HE20 Full													H
CH 140		11400	46.21	-27.79	74	52.12	39.9	10.33	56.14	-	-	P	V
5700MHz		17100	47.7	-20.5	68.2	50.91	40.4	12.71	56.32	-	-	P	V
													V
													V
													V
													V
													V
													V
													V
													V
													V
													V

Remark

1. No other spurious found.
2. All results are PASS against Peak and Average limit line.
3. The emission position marked as "-" means no suspected emission found with sufficient margin against limit line or noise floor only.

Band 3 5470~5725MHz

WIFI 802.11ax HE40 Full (Band Edge @ 3m)

WIFI Ant. 6+7	Note	Frequency (MHz)	Level (dBμV/m)	Margin (dB)	Limit Line (dBμV/m)	Read Level (dBμV)	Antenna Factor (dB/m)	Path Loss (dB)	Preamp Factor (dB)	Ant Pos (cm)	Table Pos (deg)	Peak Avg. (P/A)	Pol. (H/V)
802.11ax HE40 Full CH 102 5510MHz		5459.68	60.08	-13.92	74	48.33	31.94	6.36	26.55	300	310	P	H
		5469.76	66.15	-2.05	68.2	54.36	31.98	6.37	26.56	300	310	P	H
		5459.2	50.7	-3.3	54	38.95	31.94	6.36	26.55	300	310	A	H
	*	5510	107.8	-	-	95.89	32.08	6.39	26.56	300	310	P	H
	*	5510	99.02	-	-	87.11	32.08	6.39	26.56	300	310	A	H
		5729.72	54.69	-13.51	68.2	42.47	32.32	6.55	26.65	300	310	P	H
		5450.32	57.08	-16.92	74	45.37	31.9	6.36	26.55	100	120	P	V
		5462.08	61.15	-7.05	68.2	49.39	31.95	6.36	26.55	100	120	P	V
		5458.72	47.74	-6.26	54	36	31.93	6.36	26.55	100	120	A	V
	*	5510	104.94	-	-	93.03	32.08	6.39	26.56	100	120	P	V
	*	5510	95.07	-	-	83.16	32.08	6.39	26.56	100	120	A	V
		5751.455	53.04	-15.16	68.2	40.73	32.4	6.57	26.66	100	120	P	V
802.11ax HE40 Full CH 110 5550MHz		5454.64	60.77	-13.23	74	49.04	31.92	6.36	26.55	100	356	P	H
		5462.32	61.46	-6.74	68.2	49.7	31.95	6.36	26.55	100	356	P	H
		5458.72	50.36	-3.64	54	38.62	31.93	6.36	26.55	100	356	A	H
	*	5550	115.39	-	-	103.56	32	6.41	26.58	100	356	P	H
	*	5550	104.03	-	-	92.2	32	6.41	26.58	100	356	A	H
		5748.62	56.83	-11.37	68.2	44.53	32.39	6.57	26.66	100	356	P	H
		5392.96	56.13	-17.87	74	44.49	31.86	6.33	26.55	397	341	P	V
		5464.72	56.95	-11.25	68.2	45.18	31.96	6.37	26.56	397	341	P	V
		5392.24	46.53	-7.47	54	34.89	31.85	6.33	26.54	397	341	A	V
	*	5550	109.75	-	-	97.92	32	6.41	26.58	397	341	P	V
	*	5550	100.17	-	-	88.34	32	6.41	26.58	397	341	A	V
		5728.145	54.17	-14.03	68.2	41.96	32.31	6.55	26.65	397	341	P	V

802.11ax HE40 Full CH 134 5670MHz		5457.45	54.48	-19.52	74	42.74	31.93	6.36	26.55	100	325	P	H
		5467.95	54.86	-13.34	68.2	43.08	31.97	6.37	26.56	100	325	P	H
		5458.85	45.23	-8.77	54	33.48	31.94	6.36	26.55	100	325	A	H
	*	5670	111.91	-	-	100.02	32.02	6.5	26.63	100	325	P	H
	*	5670	102.57	-	-	90.68	32.02	6.5	26.63	100	325	A	H
		5725.625	66.84	-1.36	68.2	54.64	32.3	6.55	26.65	100	325	P	H
		5447.3	52.84	-21.16	74	41.13	31.9	6.36	26.55	376	342	P	V
		5469.35	52.71	-15.49	68.2	40.92	31.98	6.37	26.56	376	342	P	V
		5458.5	43.79	-10.21	54	32.05	31.93	6.36	26.55	376	342	A	V
	*	5670	108.95	-	-	97.06	32.02	6.5	26.63	376	342	P	V
	*	5670	98.47	-	-	86.58	32.02	6.5	26.63	376	342	A	V
		5725	62.35	-5.85	68.2	50.15	32.3	6.55	26.65	376	342	P	V
Remark	1. No other spurious found. 2. All results are PASS against Peak and Average limit line.												

Band 3 5470~5725MHz

WIFI 802.11ax HE40 Full (Harmonic @ 3m)

WIFI Ant. 6+7	Note	Frequency (MHz)	Level (dBμV/m)	Margin (dB)	Limit Line (dBμV/m)	Read Level (dBμV)	Antenna Factor (dB/m)	Path Loss (dB)	Preamp Factor (dB)	Ant Pos (cm)	Table Pos (deg)	Peak Avg. (P/A)	Pol. (H/V)
		11020	47.19	-26.81	74	52.83	40.6	10.16	56.4	-	-	P	H
		16530	46.03	-22.17	68.2	49.47	39.87	12.33	55.64	-	-	P	H
													H
													H
													H
													H
													H
													H
													H
													H
802.11ax													H
HE40 Full													H
CH 102		11020	46.63	-27.37	74	52.27	40.6	10.16	56.4	-	-	P	V
5510MHz		16530	46.22	-21.98	68.2	49.66	39.87	12.33	55.64	-	-	P	V
													V
													V
													V
													V
													V
													V
													V
													V
													V
													V

WIFI Ant. 6+7	Note	Frequency (MHz)	Level (dBμV/m)	Margin (dB)	Limit Line (dBμV/m)	Read Level (dBμV)	Antenna Factor (dB/m)	Path Loss (dB)	Preamp Factor (dB)	Ant Pos (cm)	Table Pos (deg)	Peak Avg. (P/A)	Pol. (H/V)
		11100	47.09	-26.91	74	53.03	40.2	10.2	56.34	-	-	P	H
		16650	46.69	-21.51	68.2	50.11	39.95	12.4	55.77	-	-	P	H
													H
													H
													H
													H
													H
													H
													H
													H
802.11ax													H
HE40 Full													H
CH 110		11100	47.51	-26.49	74	53.45	40.2	10.2	56.34	-	-	P	V
5550MHz		16650	47.02	-21.18	68.2	50.44	39.95	12.4	55.77	-	-	P	V
													V
													V
													V
													V
													V
													V
													V
													V
													V
													V

WIFI Ant. 6+7	Note	Frequency (MHz)	Level (dBμV/m)	Margin (dB)	Limit Line (dBμV/m)	Read Level (dBμV)	Antenna Factor (dB/m)	Path Loss (dB)	Preamp Factor (dB)	Ant Pos (cm)	Table Pos (deg)	Peak Avg. (P/A)	Pol. (H/V)
		11340	45.44	-28.56	74	51.53	39.78	10.31	56.18	-	-	P	H
		17010	47.01	-21.19	68.2	50.07	40.49	12.61	56.16	-	-	P	H
													H
													H
													H
													H
													H
													H
													H
													H
802.11ax													H
HE40 Full													H
CH 134		11340	46.14	-27.86	74	52.23	39.78	10.31	56.18	-	-	P	V
5670MHz		17010	47.94	-20.26	68.2	51	40.49	12.61	56.16	-	-	P	V
													V
													V
													V
													V
													V
													V
													V
													V
													V
													V

Remark

1. No other spurious found.
2. All results are PASS against Peak and Average limit line.
3. The emission position marked as "-" means no suspected emission found with sufficient margin against limit line or noise floor only.

Band 3 5470~5725MHz

WIFI 802.11ax HE80 Full (Band Edge @ 3m)

WIFI Ant. 6+7	Note	Frequency (MHz)	Level (dBμV/m)	Margin (dB)	Limit Line (dBμV/m)	Read Level (dBμV)	Antenna Factor (dB/m)	Path Loss (dB)	Preamp Factor (dB)	Ant Pos (cm)	Table Pos (deg)	Peak Avg. (P/A)	Pol. (H/V)
802.11ax HE80 Full CH 106 5530MHz		5458.24	61.53	-12.47	74	49.79	31.93	6.36	26.55	100	356	P	H
		5470	62.12	-6.08	68.2	50.33	31.98	6.37	26.56	100	356	P	H
		5459.92	52.69	-1.31	54	40.94	31.94	6.36	26.55	100	356	A	H
	*	5530	105.91	-	-	94.04	32.04	6.4	26.57	100	356	P	H
	*	5530	96.14	-	-	84.27	32.04	6.4	26.57	100	356	A	H
		5752.4	58.28	-9.92	68.2	45.97	32.4	6.57	26.66	100	356	P	H
		5459.68	58.68	-15.32	74	46.93	31.94	6.36	26.55	355	318	P	V
		5465.2	59.13	-9.07	68.2	47.36	31.96	6.37	26.56	355	318	P	V
		5459.92	50.05	-3.95	54	38.3	31.94	6.36	26.55	355	318	A	V
	*	5530	101.82	-	-	89.95	32.04	6.4	26.57	355	318	P	V
	*	5530	92.34	-	-	80.47	32.04	6.4	26.57	355	318	A	V
		5727.2	53.57	-14.63	68.2	41.36	32.31	6.55	26.65	355	318	P	V
802.11ax HE80 Full CH 122 5610MHz		5411.6	62.54	-11.46	74	50.85	31.9	6.34	26.55	100	349	P	H
		5470	63.73	-4.47	68.2	51.94	31.98	6.37	26.56	100	349	P	H
		5455.35	52.67	-1.33	54	40.94	31.92	6.36	26.55	100	349	A	H
	*	5610	109.62	-	-	97.79	31.98	6.45	26.6	100	349	P	H
	*	5610	100.22	-	-	88.39	31.98	6.45	26.6	100	349	A	H
		5727.515	65.97	-2.23	68.2	53.76	32.31	6.55	26.65	100	349	P	H
		5448	60.32	-13.68	74	48.61	31.9	6.36	26.55	363	319	P	V
		5466.55	58.87	-9.33	68.2	47.09	31.97	6.37	26.56	363	319	P	V
		5451.85	49.87	-4.13	54	38.15	31.91	6.36	26.55	363	319	A	V
	*	5610	106.31	-	-	94.48	31.98	6.45	26.6	363	319	P	V
	*	5610	95.54	-	-	83.71	31.98	6.45	26.6	363	319	A	V
		5726.255	61.64	-6.56	68.2	49.43	32.31	6.55	26.65	363	319	P	V
Remark	1. No other spurious found. 2. All results are PASS against Peak and Average limit line.												

Band 3 5470~5725MHz

WIFI 802.11ax HE80 Full (Harmonic @ 3m)

WIFI Ant. 6+7	Note	Frequency (MHz)	Level (dBμV/m)	Margin (dB)	Limit Line (dBμV/m)	Read Level (dBμV)	Antenna Factor (dB/m)	Path Loss (dB)	Preamp Factor (dB)	Ant Pos (cm)	Table Pos (deg)	Peak Avg. (P/A)	Pol. (H/V)
		11060	46.51	-27.49	74	52.3	40.4	10.18	56.37	-	-	P	H
		16590	45.94	-22.26	68.2	49.48	39.81	12.36	55.71	-	-	P	H
													H
													H
													H
													H
													H
													H
													H
													H
802.11ax													H
HE80 Full													H
CH 106		11060	46.89	-27.11	74	52.68	40.4	10.18	56.37	-	-	P	V
5530MHz		16590	45.71	-22.49	68.2	49.25	39.81	12.36	55.71	-	-	P	V
													V
													V
													V
													V
													V
													V
													V
													V
													V
													V

WIFI Ant. 6+7	Note	Frequency (MHz)	Level (dBμV/m)	Margin (dB)	Limit Line (dBμV/m)	Read Level (dBμV)	Antenna Factor (dB/m)	Path Loss (dB)	Preamp Factor (dB)	Ant Pos (cm)	Table Pos (deg)	Peak Avg. (P/A)	Pol. (H/V)
		11220	45.51	-28.49	74	51.74	39.78	10.25	56.26	-	-	P	H
		16830	46.44	-21.76	68.2	49.37	40.53	12.5	55.96	-	-	P	H
													H
													H
													H
													H
													H
													H
													H
													H
802.11ax													H
HE80 Full													H
CH 122		11220	45.67	-28.33	74	51.9	39.78	10.25	56.26	-	-	P	V
5610MHz		16830	46.77	-21.43	68.2	49.7	40.53	12.5	55.96	-	-	P	V
													V
													V
													V
													V
													V
													V
													V
													V
													V
													V

Remark

1. No other spurious found.
2. All results are PASS against Peak and Average limit line.
3. The emission position marked as "-" means no suspected emission found with sufficient margin against limit line or noise floor only.

Band 3 - Straddle Channel

WIFI 802.11ax HE20 Full (Band Edge @ 3m)

WIFI Ant.	Note	Frequency	Level	Margin	Limit Line	Read Level	Antenna Factor	Path Loss	Preamp Factor	Ant Pos	Table Pos	Peak Avg.	Pol.
6+7		(MHz)	(dBμV/m)	(dB)	(dBμV/m)	(dBμV)	(dB/m)	(dB)	(dB)	(cm)	(deg)	(P/A)	(H/V)
802.11ax HE20 Full CH 144 5720MHz		5446.72	53.12	-20.88	74	41.41	31.9	6.36	26.55	310	313	P	H
		5468.17	52.89	-15.31	68.2	41.11	31.97	6.37	26.56	310	313	P	H
		5458.42	43.88	-10.12	54	32.14	31.93	6.36	26.55	310	313	A	H
	*	5720	119.11	-	-	106.94	32.28	6.54	26.65	310	313	P	H
	*	5720	110.36	-	-	98.19	32.28	6.54	26.65	310	313	A	H
		5854.25	57.69	-10.51	68.2	45.22	32.52	6.65	26.7	310	313	P	H
		5450.23	53.08	-20.92	74	41.37	31.9	6.36	26.55	100	126	P	V
		5461.15	52.85	-15.35	68.2	41.1	31.94	6.36	26.55	100	126	P	V
		5456.47	43.11	-10.89	54	31.37	31.93	6.36	26.55	100	126	A	V
	*	5720	115.46	-	-	103.29	32.28	6.54	26.65	100	126	P	V
	*	5720	106.77	-	-	94.6	32.28	6.54	26.65	100	126	A	V
		5861.75	55.19	-13.01	68.2	42.69	32.55	6.65	26.7	100	126	P	V
Remark	1. No other spurious found. 2. All results are PASS against Peak and Average limit line.												

Band 3 - Straddle Channel

WIFI 802.11ax HE20 Full (Harmonic @ 3m)

WIFI Ant. 6+7	Note	Frequency (MHz)	Level (dBμV/m)	Margin (dB)	Limit Line (dBμV/m)	Read Level (dBμV)	Antenna Factor (dB/m)	Path Loss (dB)	Preamp Factor (dB)	Ant Pos (cm)	Table Pos (deg)	Peak Avg. (P/A)	Pol. (H/V)
		11440	46.84	-27.16	74	52.58	40.02	10.35	56.11	-	-	P	H
		17160	47.92	-20.28	68.2	51.11	40.46	12.78	56.43	-	-	P	H
													H
													H
													H
													H
													H
													H
													H
													H
802.11ax													H
HE20 Full													H
CH 144		11440	46.29	-27.71	74	52.03	40.02	10.35	56.11	-	-	P	V
5720MHz		17160	47.81	-20.39	68.2	51	40.46	12.78	56.43	-	-	P	V
													V
													V
													V
													V
													V
													V
													V
													V
													V
													V
Remark	1. No other spurious found. 2. All results are PASS against Peak and Average limit line. 3. The emission position marked as "-" means no suspected emission found with sufficient margin against limit line or noise floor only.												

Band 3 - Straddle Channel

WIFI 802.11ax HE40 Full (Band Edge @ 3m)

WIFI Ant. 6+7	Note	Frequency (MHz)	Level (dBμV/m)	Margin (dB)	Limit Line (dBμV/m)	Read Level (dBμV)	Antenna Factor (dB/m)	Path Loss (dB)	Preamp Factor (dB)	Ant Pos (cm)	Table Pos (deg)	Peak Avg. (P/A)	Pol. (H/V)
802.11ax HE40 Full CH 142 5710MHz		5456.86	54.09	-19.91	74	42.35	31.93	6.36	26.55	100	349	P	H
		5470	54.34	-13.86	68.2	42.55	31.98	6.37	26.56	100	349	P	H
		5459.98	45.31	-8.69	54	33.56	31.94	6.36	26.55	100	349	A	H
	*	5710	115	-	-	102.87	32.24	6.53	26.64	100	349	P	H
	*	5710	105.17	-	-	93.04	32.24	6.53	26.64	100	349	A	H
		5863.25	58.55	-9.65	68.2	46.06	32.55	6.65	26.71	100	349	P	H
		5361.7	52.66	-21.34	74	41.21	31.67	6.32	26.54	248	167	P	V
		5469.34	52.37	-15.83	68.2	40.58	31.98	6.37	26.56	248	167	P	V
		5458.81	43.23	-10.77	54	31.48	31.94	6.36	26.55	248	167	A	V
	*	5710	109.95	-	-	97.82	32.24	6.53	26.64	248	167	P	V
	*	5710	100.63	-	-	88.5	32.24	6.53	26.64	248	167	A	V
		5860	55.35	-12.85	68.2	42.86	32.54	6.65	26.7	248	167	P	V
Remark	1. No other spurious found. 2. All results are PASS against Peak and Average limit line.												

Band 3 - Straddle Channel

WIFI 802.11ax HE40 Full (Harmonic @ 3m)

WIFI Ant. 6+7	Note	Frequency (MHz)	Level (dBμV/m)	Margin (dB)	Limit Line (dBμV/m)	Read Level (dBμV)	Antenna Factor (dB/m)	Path Loss (dB)	Preamp Factor (dB)	Ant Pos (cm)	Table Pos (deg)	Peak Avg. (P/A)	Pol. (H/V)
		11440	46.29	-27.71	74	52.03	40.02	10.35	56.11	-	-	P	H
		17160	47.65	-20.55	68.2	50.84	40.46	12.78	56.43	-	-	P	H
													H
													H
													H
													H
													H
													H
													H
													H
802.11ax													H
HE40 Full													H
CH 142		11440	46.53	-27.47	74	52.27	40.02	10.35	56.11	-	-	P	V
5710MHz		17160	47.52	-20.68	68.2	50.71	40.46	12.78	56.43	-	-	P	V
													V
													V
													V
													V
													V
													V
													V
													V
													V
													V

Remark

1. No other spurious found.
2. All results are PASS against Peak and Average limit line.
3. The emission position marked as "-" means no suspected emission found with sufficient margin against limit line or noise floor only.

Band 3 Straddle Channel

WIFI 802.11ax HE80 Full (Band Edge @ 3m)

WIFI Ant. 6+7	Note	Frequency (MHz)	Level (dBμV/m)	Margin (dB)	Limit Line (dBμV/m)	Read Level (dBμV)	Antenna Factor (dB/m)	Path Loss (dB)	Preamp Factor (dB)	Ant Pos (cm)	Table Pos (deg)	Peak Avg. (P/A)	Pol. (H/V)
802.11ax HE80 Full CH 138 5690MHz		5449.84	59.6	-14.4	74	47.89	31.9	6.36	26.55	100	347	P	H
		5462.71	60.87	-7.33	68.2	49.11	31.95	6.36	26.55	100	347	P	H
		5459.98	51.22	-2.78	54	39.47	31.94	6.36	26.55	100	347	A	H
	*	5690	111.31	-	-	99.29	32.14	6.52	26.64	100	347	P	H
	*	5690	102.17	-	-	90.15	32.14	6.52	26.64	100	347	A	H
		5859.7	62.91	-5.29	68.2	50.42	32.54	6.65	26.7	100	347	P	H
		5456.08	57.46	-16.54	74	45.73	31.92	6.36	26.55	351	324	P	V
		5467.39	57.3	-10.9	68.2	45.52	31.97	6.37	26.56	351	324	P	V
		5458.81	47.71	-6.29	54	35.96	31.94	6.36	26.55	351	324	A	V
	*	5690	106.83	-	-	94.81	32.14	6.52	26.64	351	324	P	V
	*	5690	96.74	-	-	84.72	32.14	6.52	26.64	351	324	A	V
		5852.2	59.62	-8.58	68.2	47.17	32.51	6.64	26.7	351	324	P	V
Remark	1. No other spurious found. 2. All results are PASS against Peak and Average limit line.												

Band 3 - Straddle Channel

WIFI 802.11ax HE80 Full (Harmonic @ 3m)

WIFI Ant. 6+7	Note	Frequency (MHz)	Level (dBμV/m)	Margin (dB)	Limit Line (dBμV/m)	Read Level (dBμV)	Antenna Factor (dB/m)	Path Loss (dB)	Preamp Factor (dB)	Ant Pos (cm)	Table Pos (deg)	Peak Avg. (P/A)	Pol. (H/V)
		11380	45.15	-28.85	74	51.12	39.86	10.32	56.15	-	-	P	H
		17070	48.02	-20.18	68.2	51.18	40.43	12.68	56.27	-	-	P	H
													H
													H
													H
													H
													H
													H
													H
													H
802.11ax													H
HE80 Full													H
CH 138		11380	45.89	-28.11	74	51.86	39.86	10.32	56.15	-	-	P	V
5690MHz		17070	47.68	-20.52	68.2	50.84	40.43	12.68	56.27	-	-	P	V
													V
													V
													V
													V
													V
													V
													V
													V
													V
													V

Remark

1. No other spurious found.
2. All results are PASS against Peak and Average limit line.
3. The emission position marked as "-" means no suspected emission found with sufficient margin against limit line or noise floor only.

Note symbol

*	**Fundamental Frequency** which can be ignored. However, the level of any unwanted emissions shall not exceed the level of the fundamental frequency.
!	Test result is **over limit** line.
P/A	**P**eak or **A**verage
H/V	**H**orizontal or **V**ertical

A calculation example for radiated spurious emission is shown as below:

WIFI	Note	Frequency	Level	Margin	Limit	Read	Antenna	Path	Preamp	Ant	Table	Peak	Pol.
Ant.					Line	Level	Factor	Loss	Factor	Pos	Pos	Avg.	
6+7		(MHz)	(dBμV/m)	(dB)	(dBμV/m)	(dBμV)	(dB/m)	(dB)	(dB)	(cm)	(deg)	(P/A)	(H/V)
802.11a CH 36 5180MHz		5150	55.45	-18.55	74	54.51	32.22	4.58	35.86	103	308	P	H
		5150	43.54	-10.46	54	42.6	32.22	4.58	35.86	103	308	A	H

1. Path Loss(dB) = Cable loss(dB) + Filter loss(dB) + Attenuator loss(dB)
2. Level(dBμV/m) = Antenna Factor(dB/m) + Path Loss(dB) + Read Level(dBμV) - Preamp Factor(dB)
3. Over Limit(dB) = Level(dBμV/m) – Limit Line(dBμV/m)

For Peak Limit @ 5150MHz:

1. Level(dBμV/m)

= Antenna Factor(dB/m) + Path Loss(dB) + Read Level(dBμV) - Preamp Factor(dB)

= 32.22(dB/m) + 4.58(dB) + 54.51(dBμV) – 35.86 (dB)

= 55.45 (dBμV/m)

2. Over Limit(dB)

= Level(dBμV/m) – Limit Line(dBμV/m)

= 55.45(dBμV/m) – 74(dBμV/m)

= -18.55(dB)

For Average Limit @ 5150MHz:

1. Level(dBμV/m)

= Antenna Factor(dB/m) + Path Loss(dB) + Read Level(dBμV) - Preamp Factor(dB)

= 32.22(dB/m) + 4.58(dB) + 42.6(dBμV) – 35.86 (dB)

= 43.54 (dBμV/m)

2. Over Limit(dB) = Level(dBμV/m) – Limit Line(dBμV/m)

= 43.54(dBμV/m) – 54(dBμV/m)

= -10.46(dB)

Both peak and average measured complies with the limit line, so test result is “PASS”.

Appendix C. Radiated Spurious Emission Plots

Test Engineer :	Mancy Chou , Jacky Hong and Rain Lee	**Temperature :**	20~25°C
		Relative Humidity :	40~60%

Note symbol

-L	**Low channel location**
-R	**High channel location**

<CDD Mode>

Band 1 - 5150~5250MHz

WIFI 802.11a (Band Edge @ 3m)

WIFI	Band 1 5150~5250MHz Band Edge @ 3m	
ANT	802.11a CH36 5180MHz	
6+7	Horizontal	Fundamental
Peak	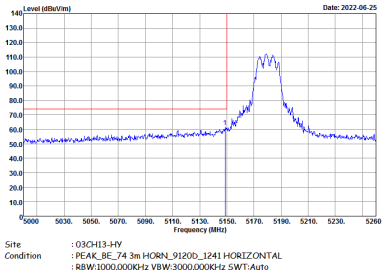	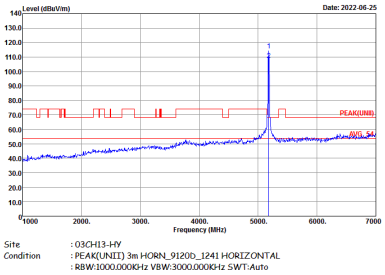
Avg.	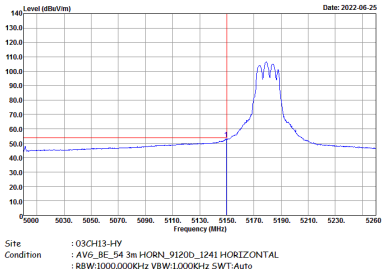	Left blank

WIFI	Band 1 5150~5250MHz Band Edge @ 3m	
ANT	802.11a CH36 5180MHz	
6+7	Vertical	Fundamental
Peak	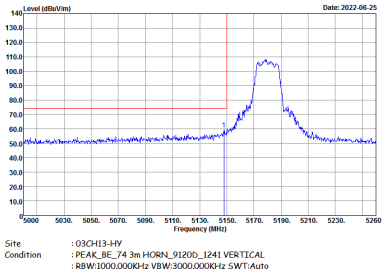	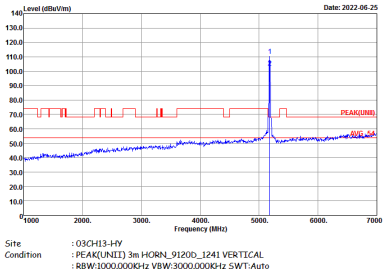
Avg.	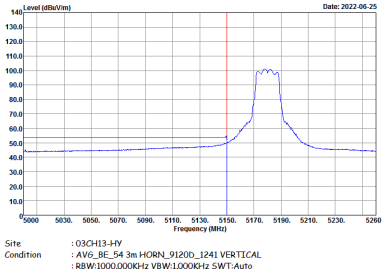	Left blank

WIFI	Band 1 5150~5250MHz Band Edge @ 3m	
ANT	802.11a CH44 5220MHz - L	
6+7	Horizontal	Fundamental
Peak	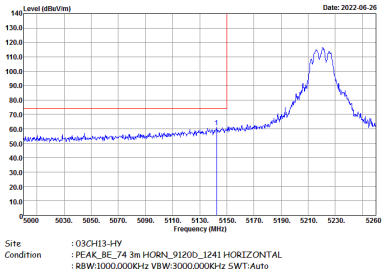	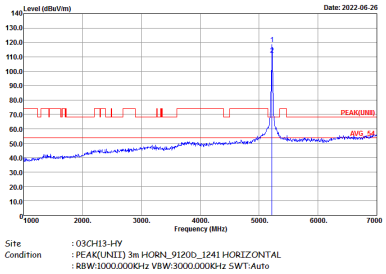
Avg.	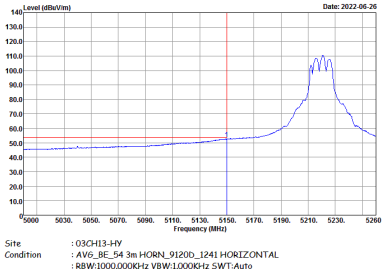	Left blank

WIFI	Band 1 5150~5250MHz Band Edge @ 3m	
ANT	802.11a CH44 5220MHz - R	
6+7	Horizontal	Fundamental
Peak	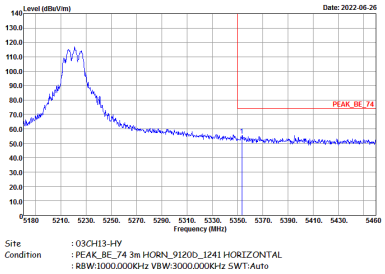	Left blank
Avg.	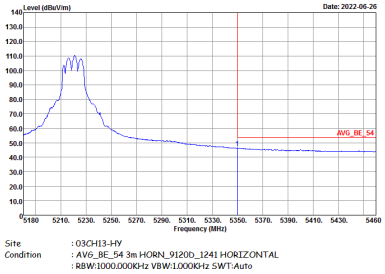	Left blank

WIFI	Band 1 5150~5250MHz Band Edge @ 3m	
ANT	802.11a CH44 5220MHz - L	
6+7	Vertical	Fundamental
Peak	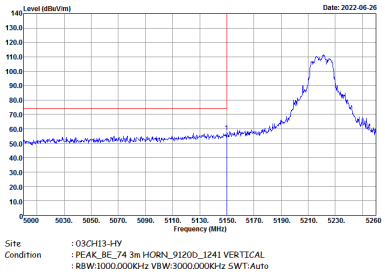	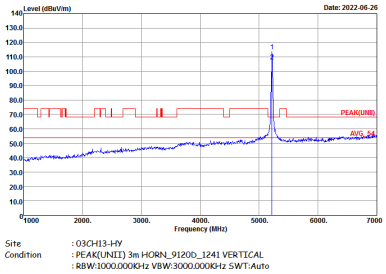
Avg.	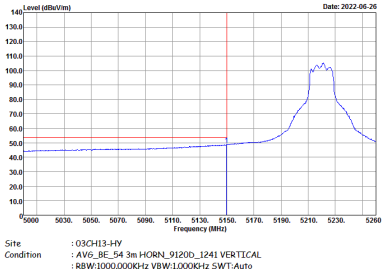	Left blank

WIFI	Band 1 5150~5250MHz Band Edge @ 3m	
ANT	802.11a CH44 5220MHz - R	
6+7	Vertical	Fundamental
Peak	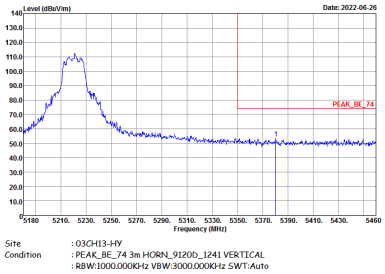	Left blank
Avg.	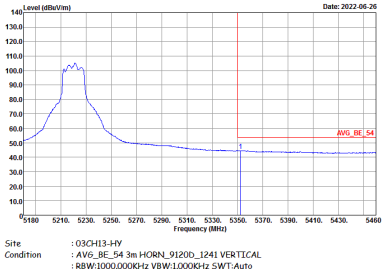	Left blank

WIFI	Band 1 5150~5250MHz Band Edge @ 3m	
ANT	802.11a CH48 5240MHz - L	
6+7	Horizontal	Fundamental
Peak	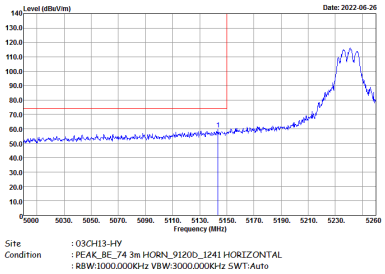	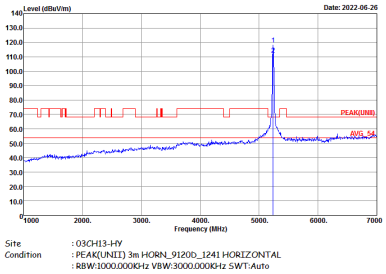
Avg.	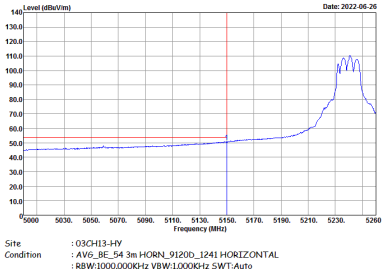	Left blank

WIFI	Band 1 5150~5250MHz Band Edge @ 3m	
ANT	802.11a CH48 5240MHz - R	
6+7	Horizontal	Fundamental
Peak	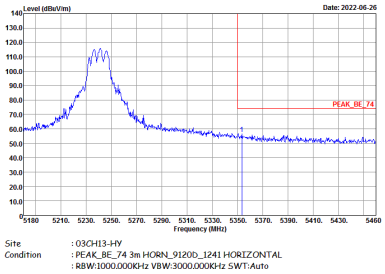	Left blank
Avg.	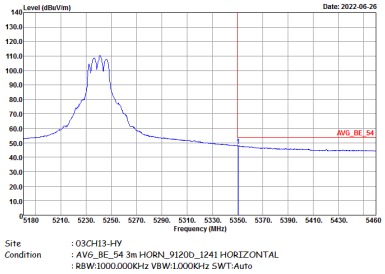	Left blank

WIFI	Band 1 5150~5250MHz Band Edge @ 3m	
ANT	802.11a CH48 5240MHz - L	
6+7	Vertical	Fundamental
Peak	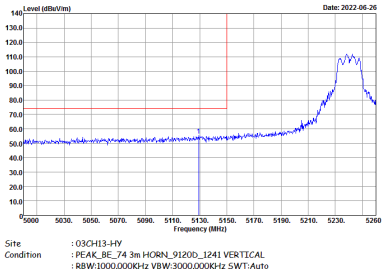	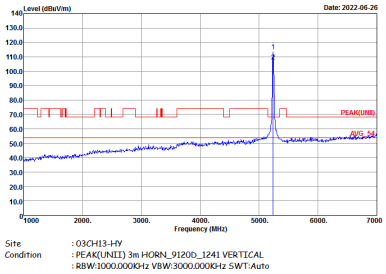
Avg.	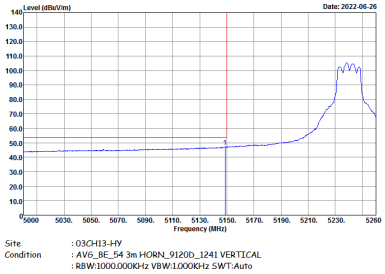	Left blank

WIFI	Band 1 5150~5250MHz Band Edge @ 3m	
ANT	802.11a CH48 5240MHz - R	
6+7	Vertical	Fundamental
Peak	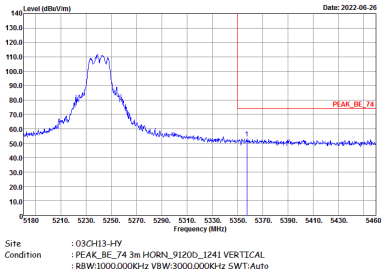	Left blank
Avg.	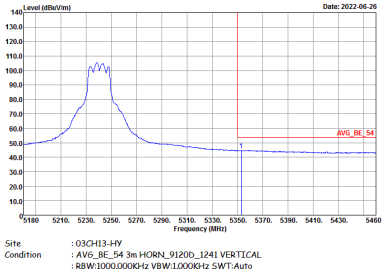	Left blank

Band 1 5150~5250MHz

WIFI 802.11ax HE20 Full (Band Edge @ 3m)

WIFI	Band 1 5150~5250MHz Band Edge @ 3m	
ANT	802.11ax HE20 Full CH36 5180MHz	
6+7	Horizontal	Fundamental
Peak	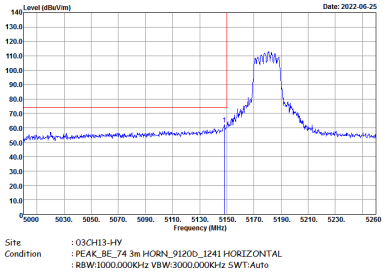	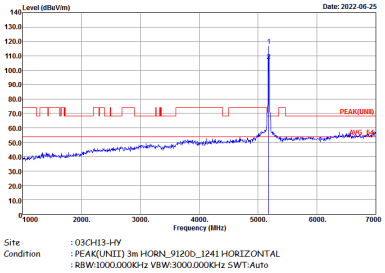
Avg.	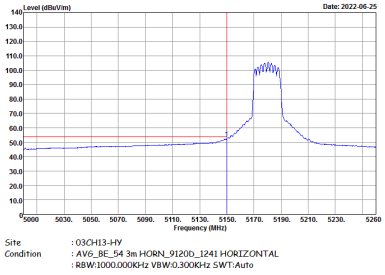	Left blank

WIFI	Band 1 5150~5250MHz Band Edge @ 3m	
ANT	802.11ax HE20 Full CH36 5180MHz	
6+7	Vertical	Fundamental
Peak	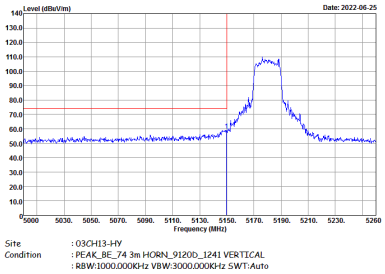	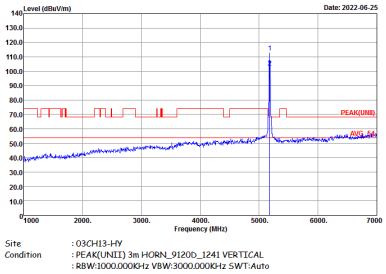
Avg.	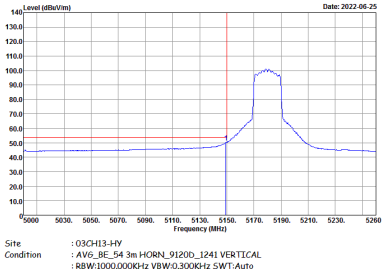	Left blank

WIFI	Band 1 5150~5250MHz Band Edge @ 3m	
ANT	802.11ax HE20 Full CH44 5220MHz - L	
6+7	Horizontal	Fundamental
Peak	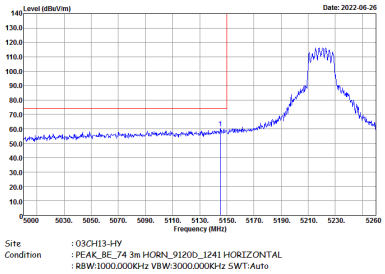	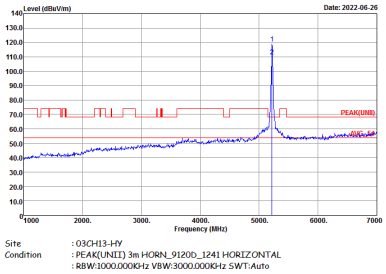
Avg.	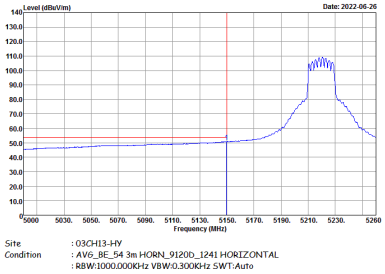	Left blank

WIFI	Band 1 5150~5250MHz Band Edge @ 3m	
ANT	802.11ax HE20 Full CH44 5220MHz - R	
6+7	Horizontal	Fundamental
Peak	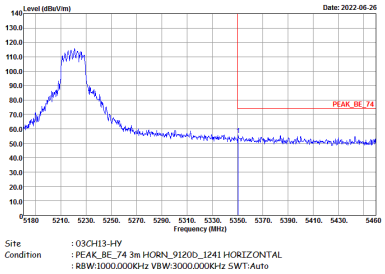	Left blank
Avg.	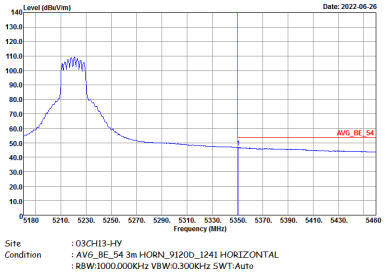	Left blank

WIFI	Band 1 5150~5250MHz Band Edge @ 3m	
ANT	802.11ax HE20 Full CH44 5220MHz - L	
6+7	Vertical	Fundamental
Peak	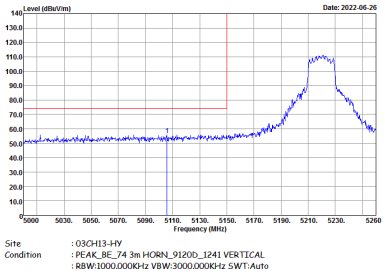	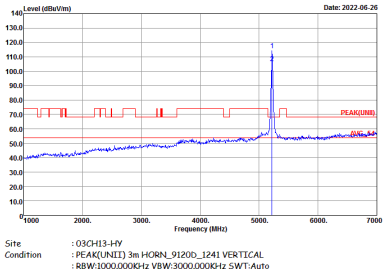
Avg.	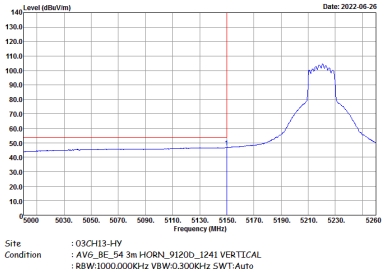	Left blank

WIFI	Band 1 5150~5250MHz Band Edge @ 3m	
ANT	802.11ax HE20 Full CH44 5220MHz - R	
6+7	Vertical	Fundamental
Peak	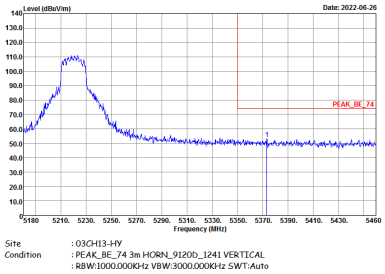	Left blank
Avg.	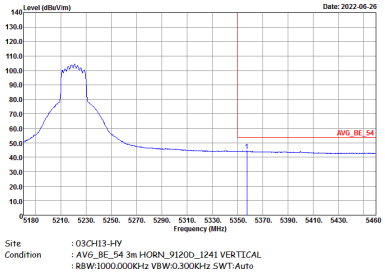	Left blank

WIFI	Band 1 5150~5250MHz Band Edge @ 3m	
ANT	802.11ax HE20 Full CH48 5240MHz - L	
6+7	Horizontal	Fundamental
Peak	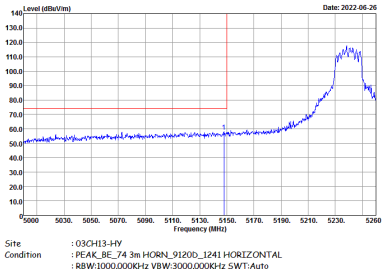	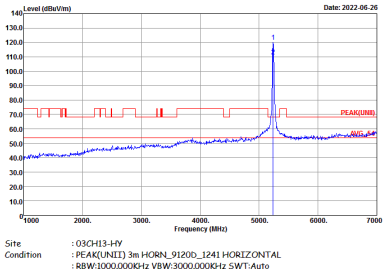
Avg.	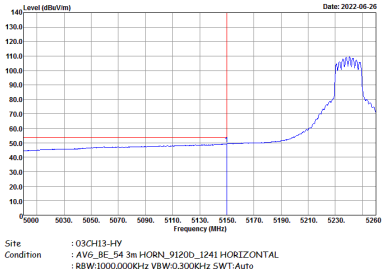	Left blank

WIFI	Band 1 5150~5250MHz Band Edge @ 3m	
ANT	802.11ax HE20 Full CH48 5240MHz - R	
6+7	Horizontal	Fundamental
Peak	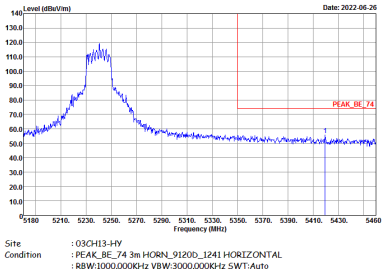	Left blank
Avg.	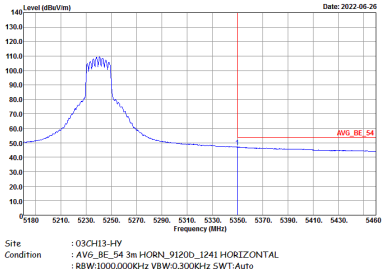	Left blank

WIFI	Band 1 5150~5250MHz Band Edge @ 3m	
ANT	802.11ax HE20 Full CH48 5240MHz - L	
6+7	Vertical	Fundamental
Peak	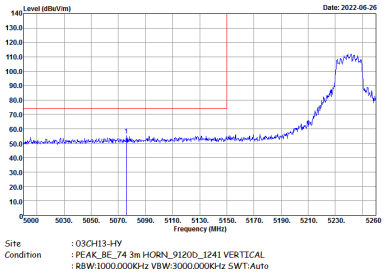	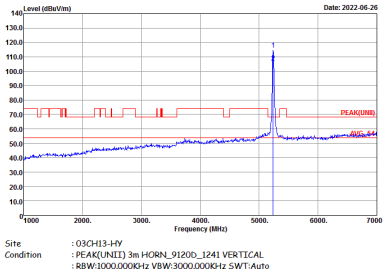
Avg.	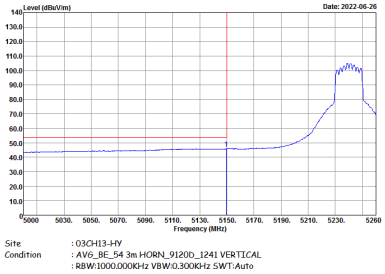	Left blank

WIFI	Band 1 5150~5250MHz Band Edge @ 3m	
ANT	802.11ax HE20 Full CH48 5240MHz - R	
6+7	Vertical	Fundamental
Peak	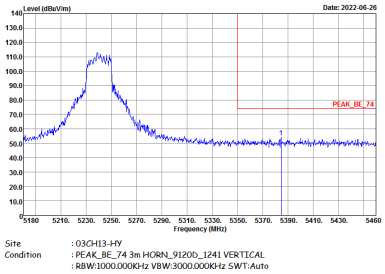	Left blank
Avg.	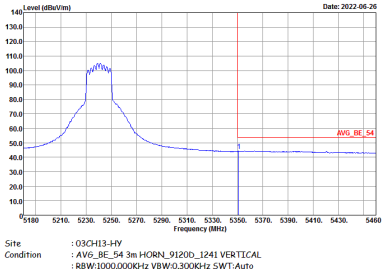	Left blank

Band 1 5150~5250MHz

WIFI 802.11ax HE20 Partial 106 (Band Edge @ 3m)

WIFI	Band 1 5150~5250MHz Band Edge @ 3m	
ANT	802.11ax HE20 Partial 106/53 CH36 5180MHz	
6+7	Horizontal	Fundamental
Peak	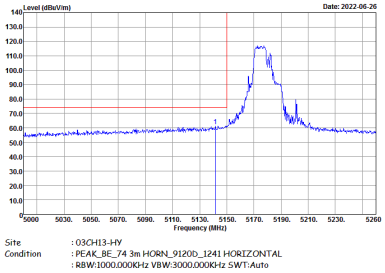	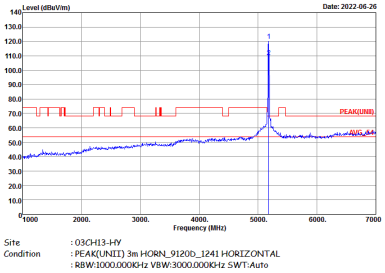
Avg.	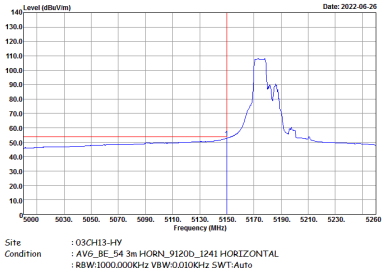	Left blank

WIFI	Band 1 5150~5250MHz Band Edge @ 3m	
ANT	802.11ax HE20 Partial 106/53 CH36 5180MHz	
6+7	Vertical	Fundamental
Peak	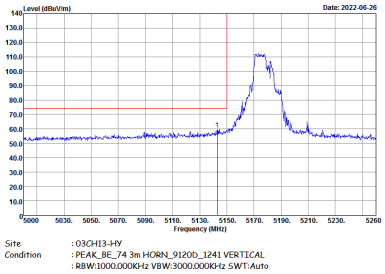	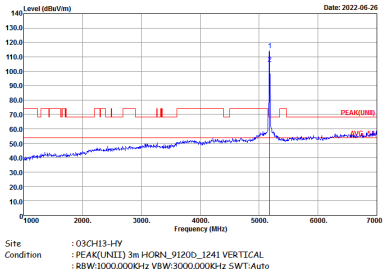
Avg.	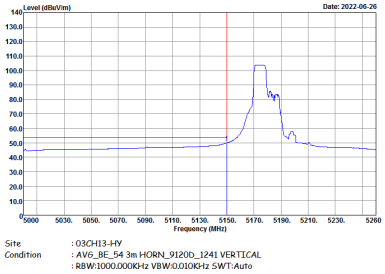	Left blank

Band 1 5150~5250MHz

WIFI 802.11ax HE40 Full (Band Edge @ 3m)

WIFI	Band 1 5150~5250MHz Band Edge @ 3m	
ANT	802.11ax HE40 Full CH38 5190MHz - L	
6+7	Horizontal	Fundamental
Peak	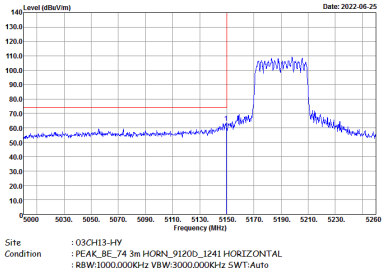	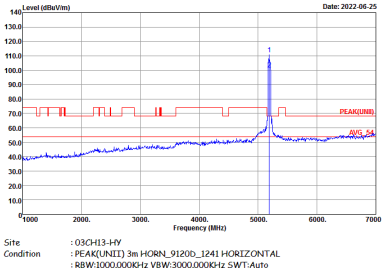
Avg.	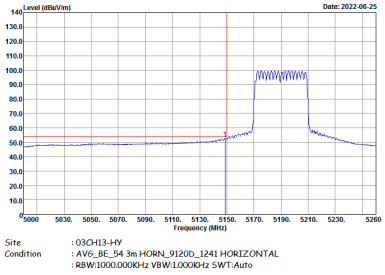	Left blank

WIFI	Band 1 5150~5250MHz Band Edge @ 3m	
ANT	802.11ax HE40 Full CH38 5190MHz - R	
6+7	Horizontal	Fundamental
Peak	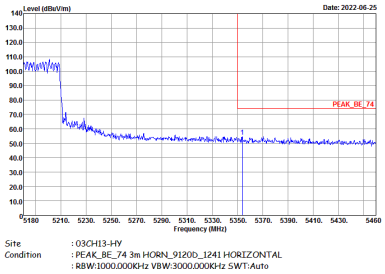	Left blank
Avg.	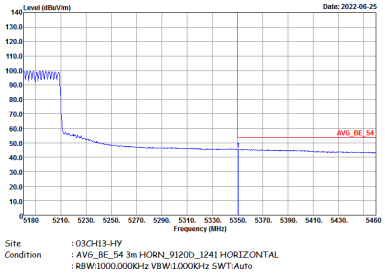	Left blank

WIFI	Band 1 5150~5250MHz Band Edge @ 3m	
ANT	802.11ax HE40 Full CH38 5190MHz - L	
6+7	Vertical	Fundamental
Peak	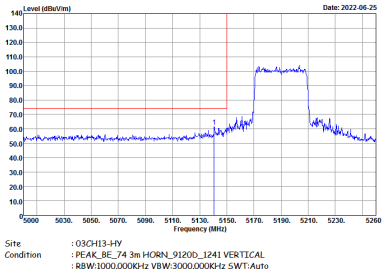	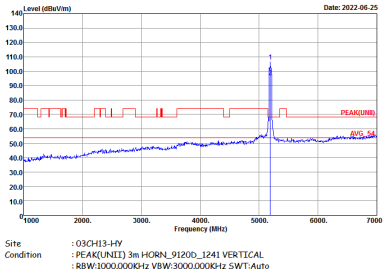
Avg.	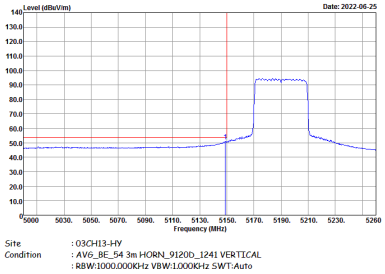	Left blank

WIFI	Band 1 5150~5250MHz Band Edge @ 3m	
ANT	802.11ax HE40 Full CH38 5190MHz - R	
6+7	Vertical	Fundamental
Peak	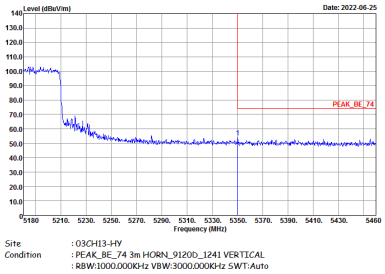	Left blank
Avg.	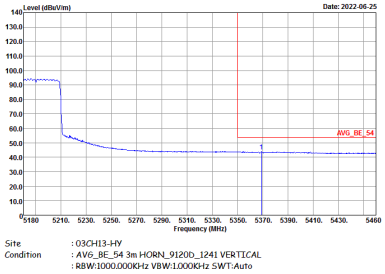	Left blank

WIFI	Band 1 5150~5250MHz Band Edge @ 3m	
ANT	802.11ax HE40 Full CH46 5230MHz - L	
6+7	Horizontal	Fundamental
Peak	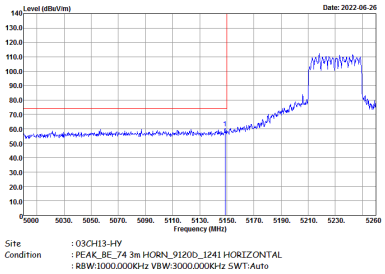	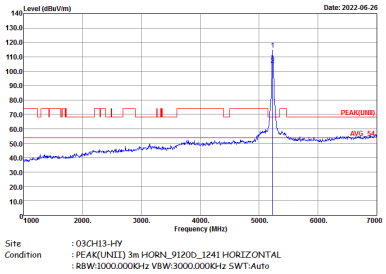
Avg.	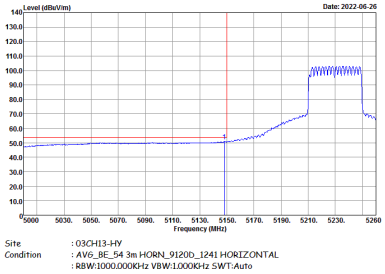	Left blank

WIFI	Band 1 5150~5250MHz Band Edge @ 3m	
ANT	802.11ax HE40 Full CH46 5230MHz - R	
6+7	Horizontal	Fundamental
Peak	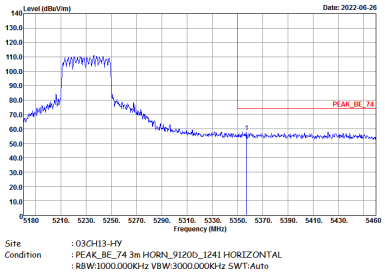	Left blank
Avg.	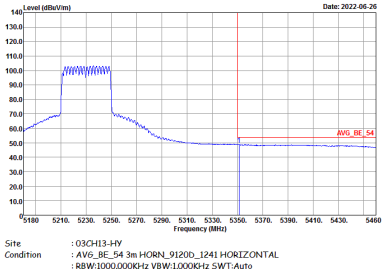	Left blank

WIFI	Band 1 5150~5250MHz Band Edge @ 3m	
ANT	802.11ax HE40 Full CH46 5230MHz - L	
6+7	Vertical	Fundamental
Peak	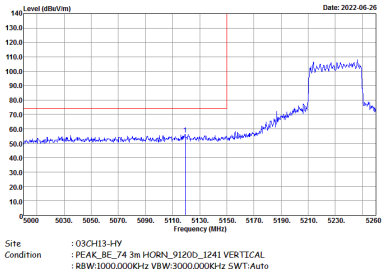	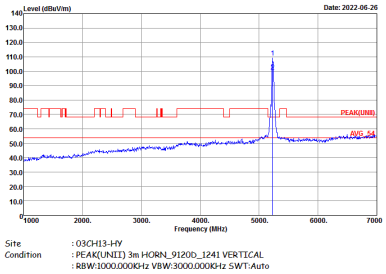
Avg.	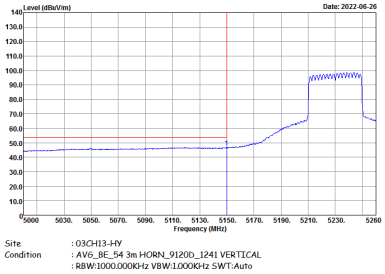	Left blank

WIFI	Band 1 5150~5250MHz Band Edge @ 3m	
ANT	802.11ax HE40 Full CH46 5230MHz - R	
6+7	Vertical	Fundamental
Peak	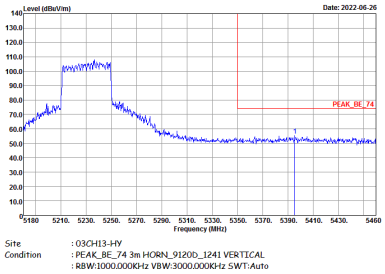	Left blank
Avg.	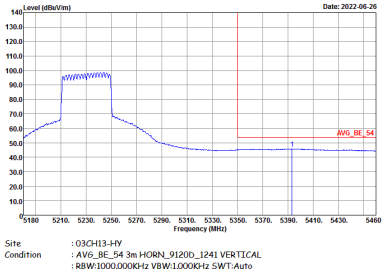	Left blank

Band 1 5150~5250MHz

WIFI 802.11ax HE80 Full (Band Edge @ 3m)

WIFI	Band 1 5150~5250MHz Band Edge @ 3m	
ANT	802.11ax HE80 Full CH42 5210MHz - L	
6+7	Horizontal	Fundamental
Peak	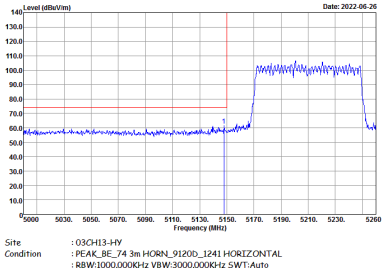	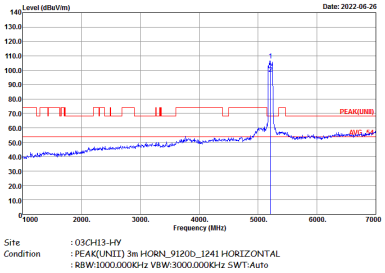
Avg.	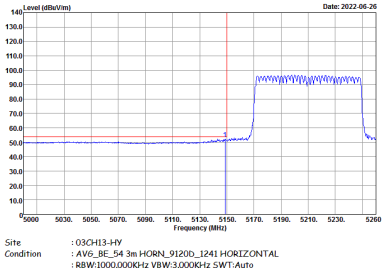	Left blank

WIFI	Band 1 5150~5250MHz Band Edge @ 3m	
ANT	802.11ax HE80 Full CH42 5210MHz - R	
6+7	Horizontal	Fundamental
Peak	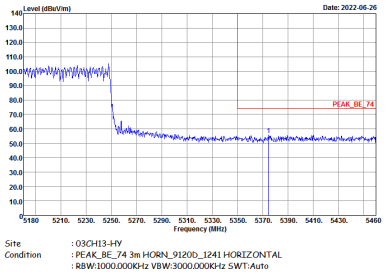	Left blank
Avg.	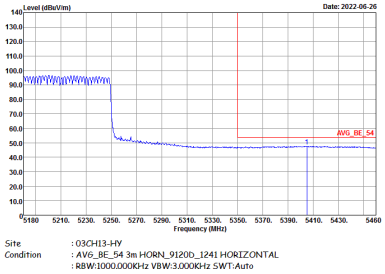	Left blank

WIFI	Band 1 5150~5250MHz Band Edge @ 3m	
ANT	802.11ax HE80 Full CH42 5210MHz - L	
6+7	Vertical	Fundamental
Peak	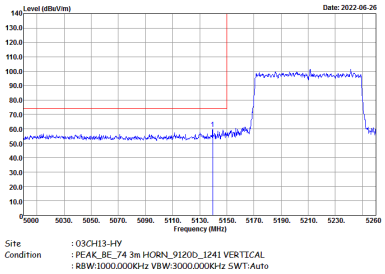	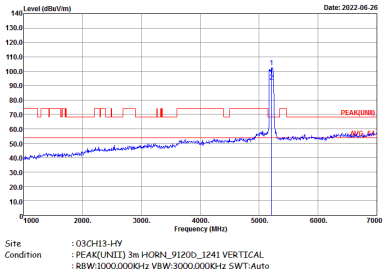
Avg.	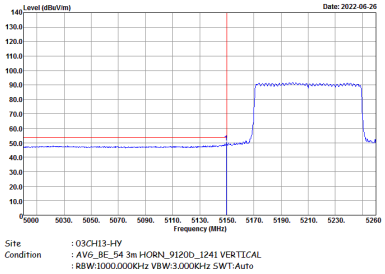	Left blank

WIFI	Band 1 5150~5250MHz Band Edge @ 3m	
ANT	802.11ax HE80 Full CH42 5210MHz - R	
6+7	Vertical	Fundamental
Peak	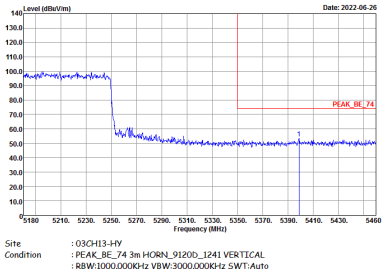	Left blank
Avg.	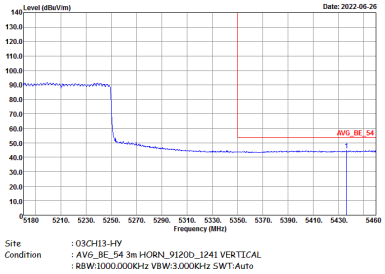	Left blank

Band 1 - 5150~5250MHz

WIFI 802.11a (Harmonic @ 3m)

WIFI	Band 1 5150~5250MHz Harmonic @ 3m	
ANT	802.11a CH36 5180MHz	
6+7	Horizontal	Vertical
Peak Avg.	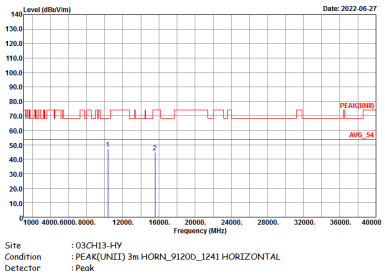	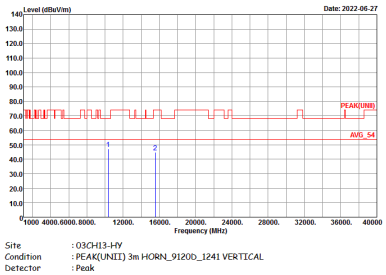

WIFI	Band 1 5150~5250MHz Harmonic @ 3m	
ANT	802.11a CH44 5220MHz	
6+7	Horizontal	Vertical
Peak Avg.	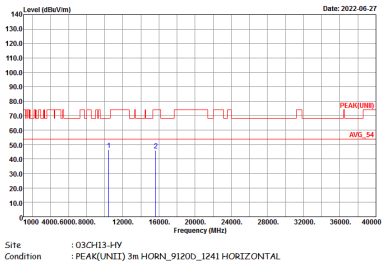	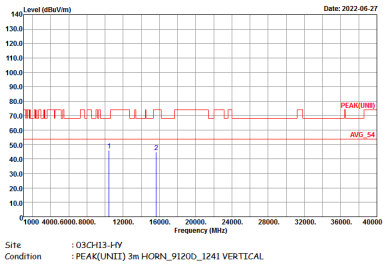

WIFI	Band 1 5150~5250MHz Harmonic @ 3m	
ANT	802.11a CH48 5240MHz	
6+7	Horizontal	Vertical
Peak Avg.	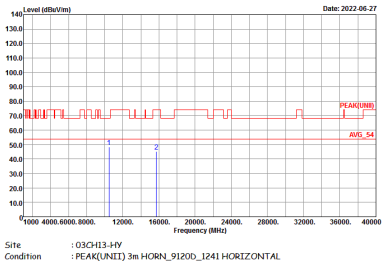	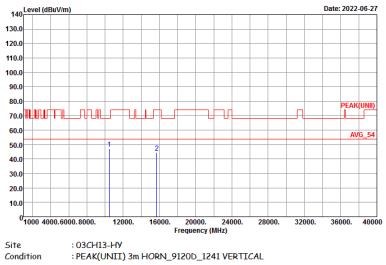

Band 1 5150~5250MHz

WIFI 802.11ax HE20 Full (Harmonic @ 3m)

WIFI	Band 1 5150~5250MHz Harmonic @ 3m	
ANT	802.11ax HE20 Full CH36 5180MHz	
6+7	Horizontal	Vertical
Peak Avg.	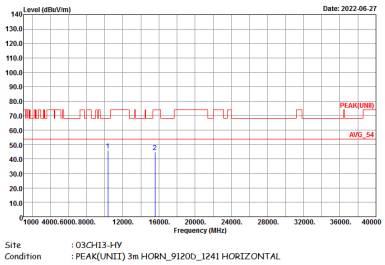	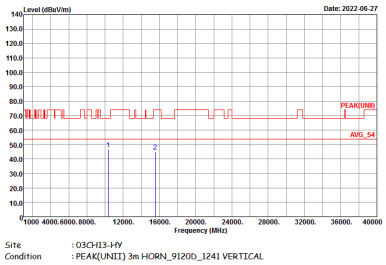

WIFI	Band 1 5150~5250MHz Harmonic @ 3m	
ANT	802.11ax HE20 Full CH44 5220MHz	
6+7	Horizontal	Vertical
Peak Avg.	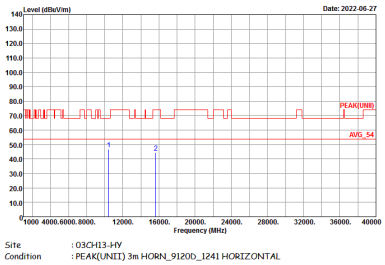	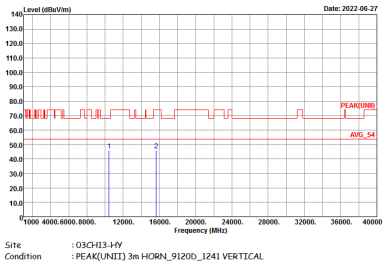

WIFI	Band 1 5150~5250MHz Harmonic @ 3m	
ANT	802.11ax HE20 Full CH48 5240MHz	
6+7	Horizontal	Vertical
Peak Avg.	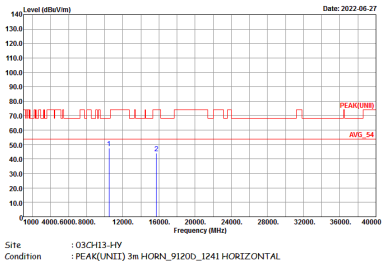	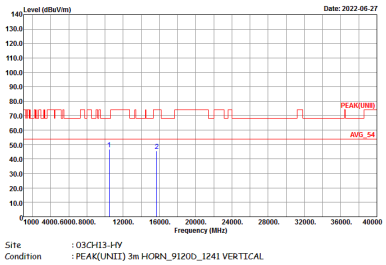

Band 1 5150~5250MHz

WIFI 802.11ax HE40 Full (Harmonic @ 3m)

WIFI	Band 1 5150~5250MHz Harmonic @ 3m	
ANT	802.11ax HE40 Full CH38 5190MHz	
6+7	Horizontal	Vertical
Peak Avg.	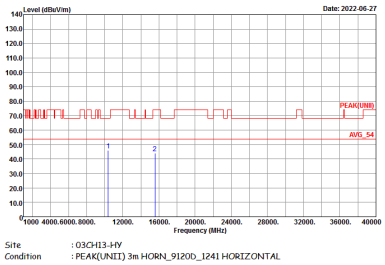	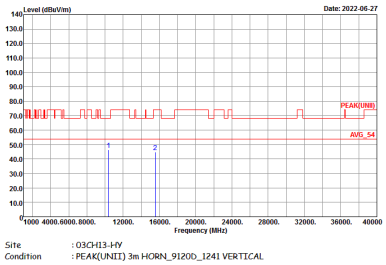

WIFI	Band 1 5150~5250MHz Harmonic @ 3m	
ANT	802.11ax HE40 Full CH46 5230MHz	
6+7	Horizontal	Vertical
Peak Avg.	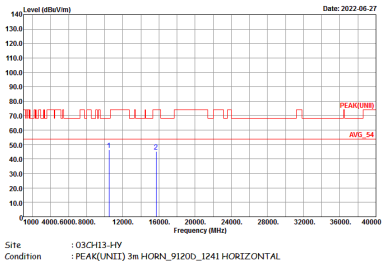	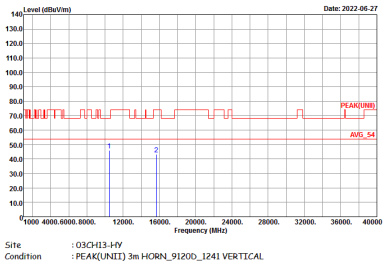

Band 1 5150~5250MHz

WIFI 802.11ax HE80 Full (Harmonic @ 3m)

WIFI	Band 1 5150~5250MHz Harmonic @ 3m	
ANT	802.11ax HE80 Full CH42 5210MHz	
6+7	Horizontal	Vertical
Peak Avg.	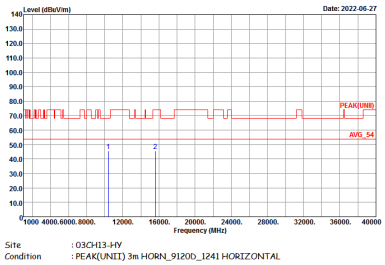	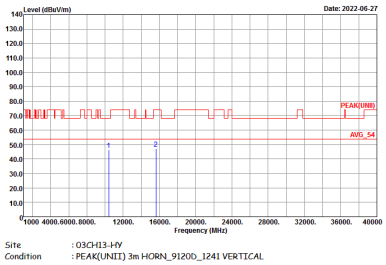

Band 2 - 5250~5350MHz

WIFI 802.11a (Band Edge @ 3m)

WIFI	Band 2 5250~5350MHz Band Edge @ 3m	
ANT	802.11a CH52 5260MHz - L	
6+7	Horizontal	Fundamental
Peak	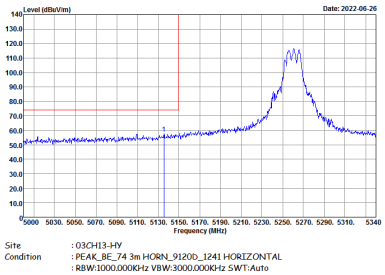	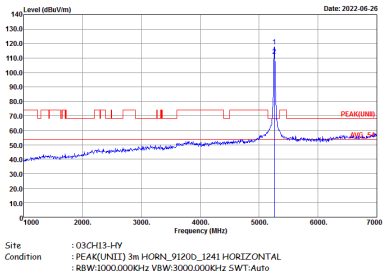
Avg.	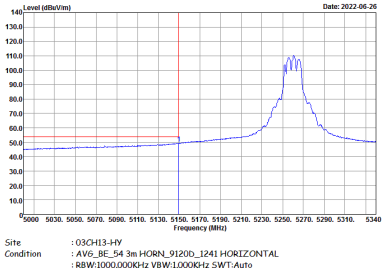	Left blank

WIFI	Band 2 5250~5350MHz Band Edge @ 3m	
ANT	802.11a CH52 5260MHz - R	
6+7	Horizontal	Fundamental
Peak	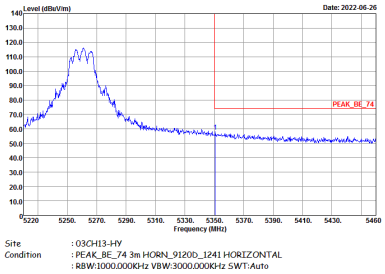	Left blank
Avg.	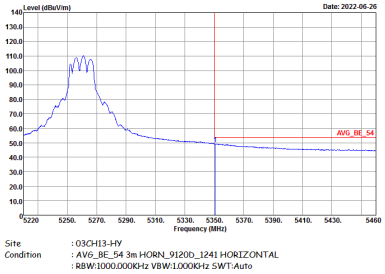	Left blank

WIFI	Band 2 5250~5350MHz Band Edge @ 3m	
ANT	802.11a CH52 5260MHz - L	
6+7	Vertical	Fundamental
Peak	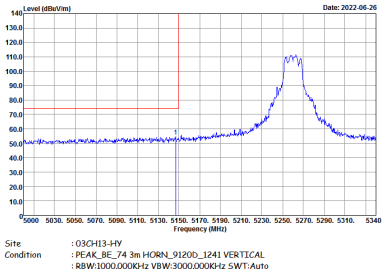	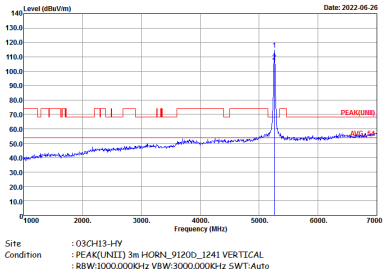
Avg.	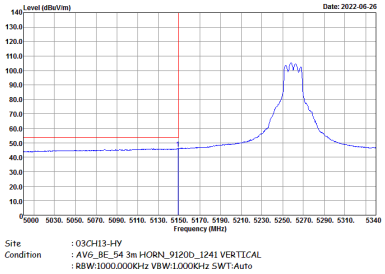	Left blank

WIFI	Band 2 5250~5350MHz Band Edge @ 3m	
ANT	802.11a CH52 5260MHz - R	
6+7	Vertical	Fundamental
Peak	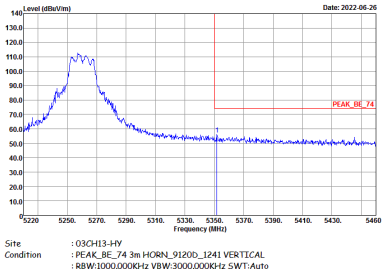	Left blank
Avg.	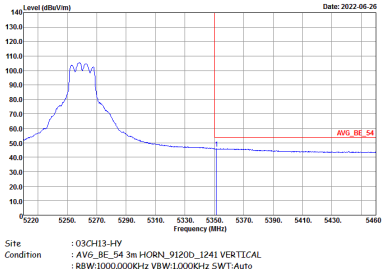	Left blank

WIFI	Band 2 5250~5350MHz Band Edge @ 3m	
ANT	802.11a CH60 5300MHz - L	
6+7	Horizontal	Fundamental
Peak	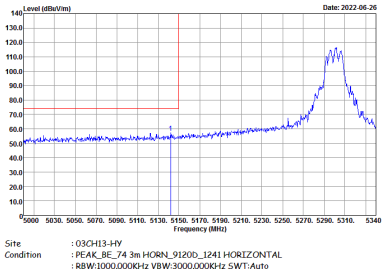	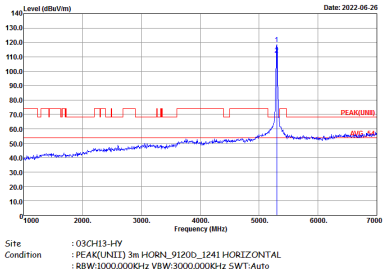
Avg.	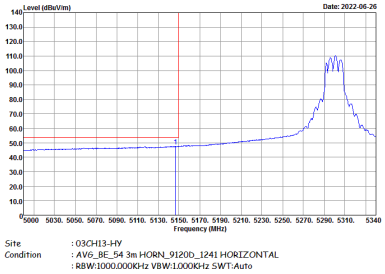	Left blank

WIFI	Band 2 5250~5350MHz Band Edge @ 3m	
ANT	802.11a CH60 5300MHz - R	
6+7	Horizontal	Fundamental
Peak	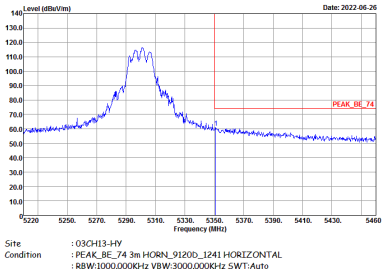	Left blank
Avg.	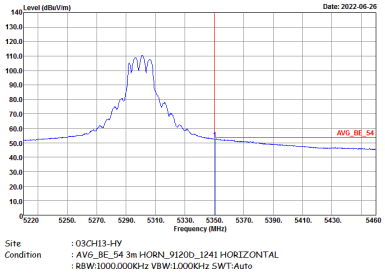	Left blank

WIFI	Band 2 5250~5350MHz Band Edge @ 3m	
ANT	802.11a CH60 5300MHz - L	
6+7	Vertical	Fundamental
Peak	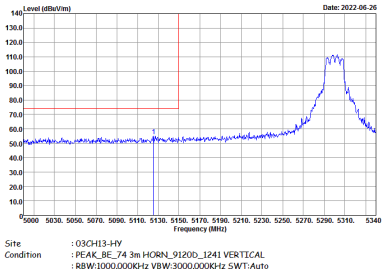	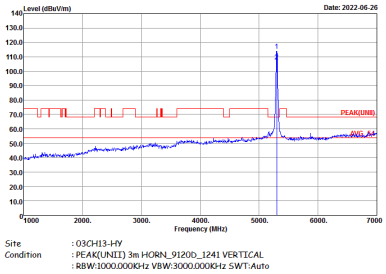
Avg.	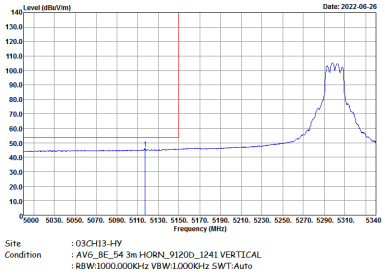	Left blank

WIFI	Band 2 5250~5350MHz Band Edge @ 3m	
ANT	802.11a CH60 5300MHz - R	
6+7	Vertical	Fundamental
Peak	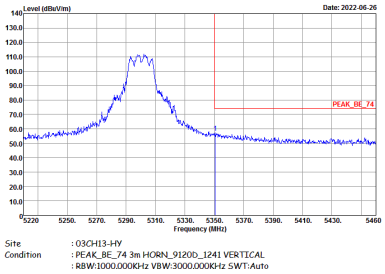	Left blank
Avg.	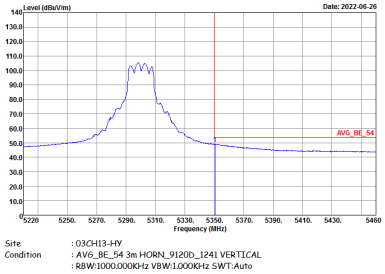	Left blank

WIFI	Band 2 5250~5350MHz Band Edge @ 3m	
ANT	802.11a CH64 5320MHz	
6+7	Horizontal	Fundamental
Peak	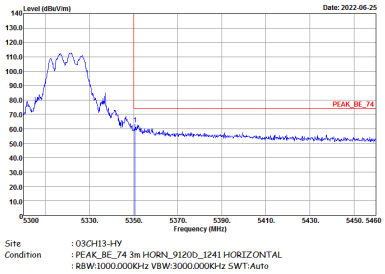	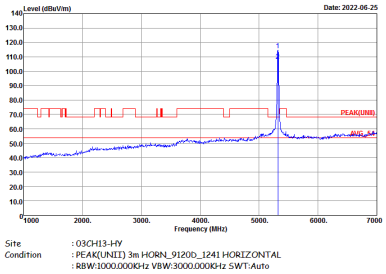
Avg.	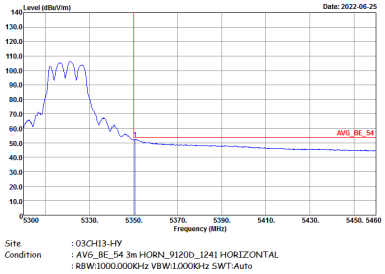	Left blank

WIFI	Band 2 5250~5350MHz Band Edge @ 3m	
ANT	802.11a CH64 5320MHz	
6+7	Vertical	Fundamental
Peak	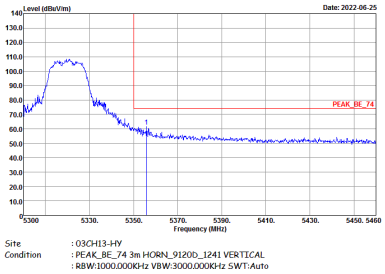	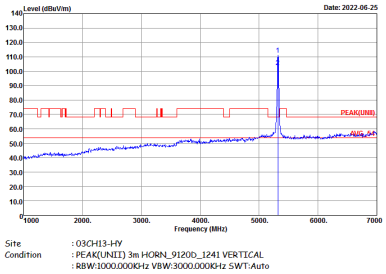
Avg.	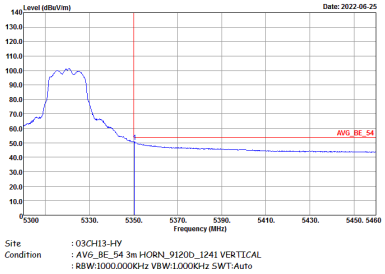	Left blank

Band 2 5250~5350MHz

WIFI 802.11ax HE20 Full (Band Edge @ 3m)

WIFI	Band 2 5250~5350MHz Band Edge @ 3m	
ANT	802.11ax HE20 Full CH52 5260MHz - L	
6+7	Horizontal	Fundamental
Peak	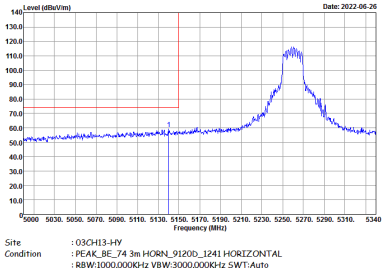	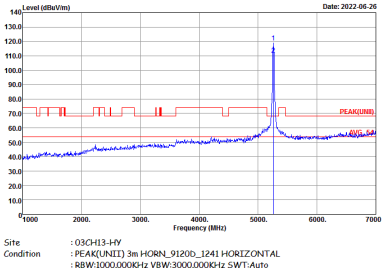
Avg.	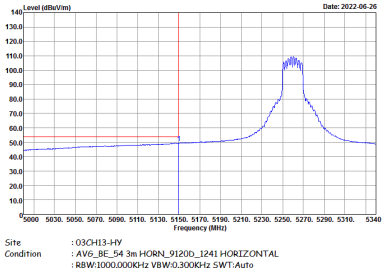	Left blank

WIFI	Band 2 5250~5350MHz Band Edge @ 3m	
ANT	802.11ax HE20 Full CH52 5260MHz - R	
6+7	Horizontal	Fundamental
Peak	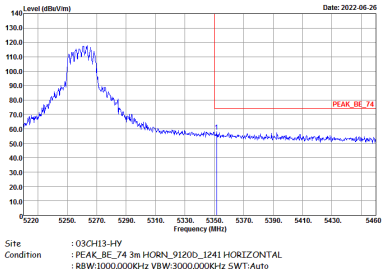	Left blank
Avg.	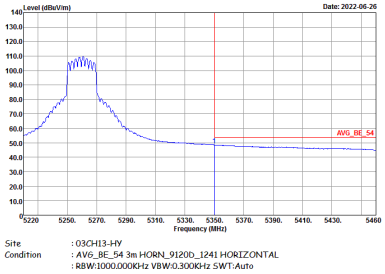	Left blank

WIFI	Band 2 5250~5350MHz Band Edge @ 3m	
ANT	802.11ax HE20 Full CH52 5260MHz - L	
6+7	Vertical	Fundamental
Peak	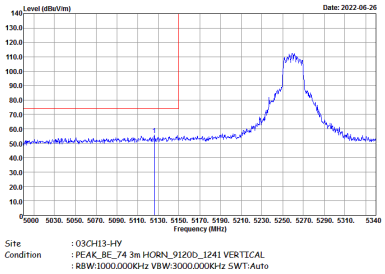	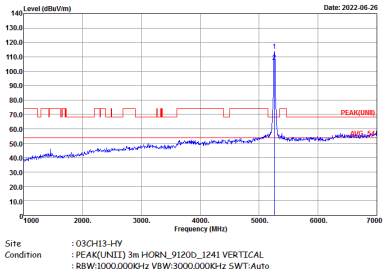
Avg.	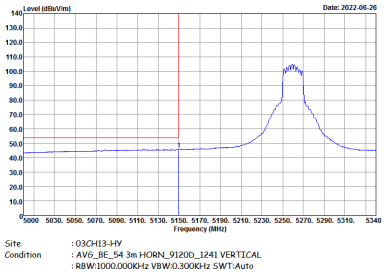	Left blank

WIFI	Band 2 5250~5350MHz Band Edge @ 3m	
ANT	802.11ax HE20 Full CH52 5260MHz - R	
6+7	Vertical	Fundamental
Peak	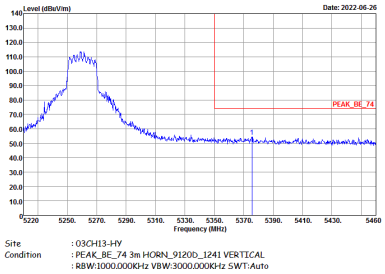	Left blank
Avg.	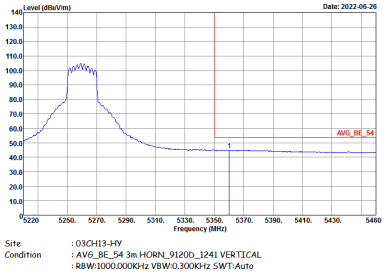	Left blank

WIFI	Band 2 5250~5350MHz Band Edge @ 3m	
ANT	802.11ax HE20 Full CH60 5300MHz - L	
6+7	Horizontal	Fundamental
Peak	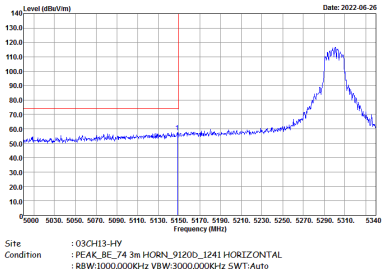	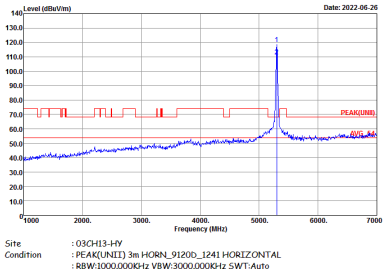
Avg.	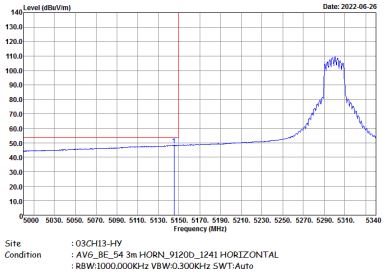	Left blank

WIFI	Band 2 5250~5350MHz Band Edge @ 3m	
ANT	802.11ax HE20 Full CH60 5300MHz - R	
6+7	Horizontal	Fundamental
Peak	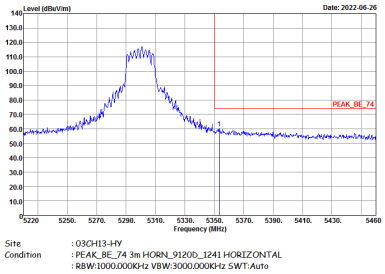	Left blank
Avg.	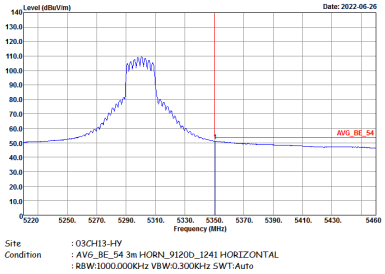	Left blank

WIFI	Band 2 5250~5350MHz Band Edge @ 3m	
ANT	802.11ax HE20 Full CH60 5300MHz - L	
6+7	Vertical	Fundamental
Peak	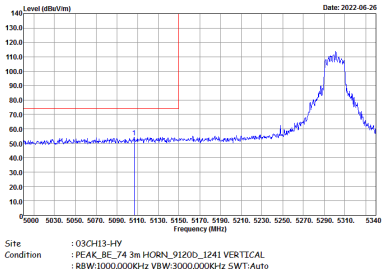	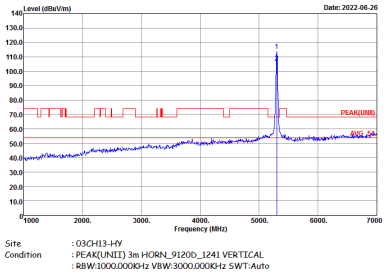
Avg.	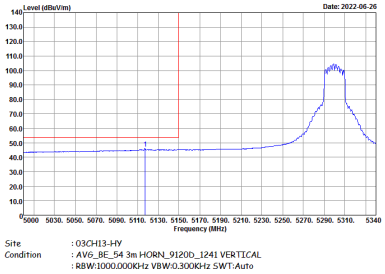	Left blank

WIFI	Band 2 5250~5350MHz Band Edge @ 3m	
ANT	802.11ax HE20 Full CH60 5300MHz - R	
6+7	Vertical	Fundamental
Peak	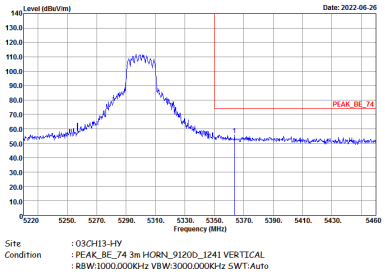	Left blank
Avg.	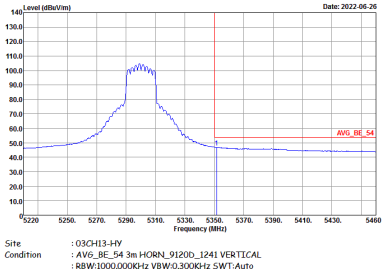	Left blank

WIFI	Band 2 5250~5350MHz Band Edge @ 3m	
ANT	802.11ax HE20 Full CH64 5320MHz	
6+7	Horizontal	Fundamental
Peak	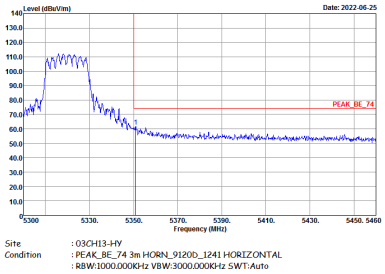	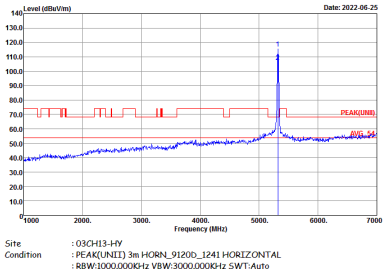
Avg.	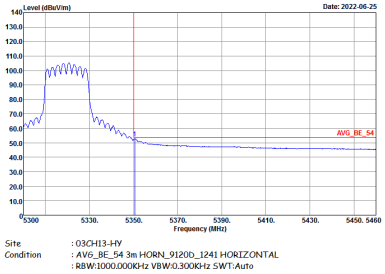	Left blank

WIFI	Band 2 5250~5350MHz Band Edge @ 3m	
ANT	802.11ax HE20 Full CH64 5320MHz	
6+7	Vertical	Fundamental
Peak	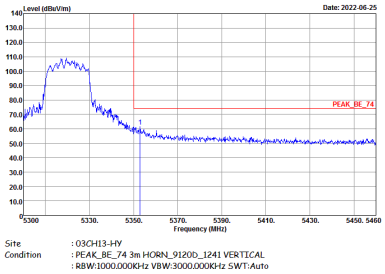	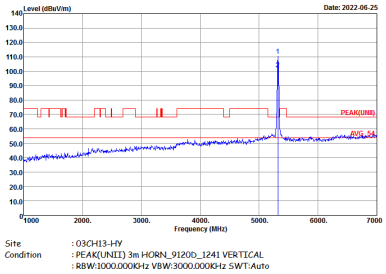
Avg.	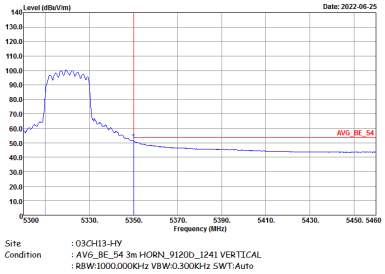	Left blank

Band 2 - 5250~5350MHz

WIFI 802.11ax HE20 Partial 106 (Band Edge @ 3m)

WIFI	Band 2 5250~5350MHz Band Edge @ 3m	
ANT	802.11ax HE20 Partial 106/54 CH64 5320MHz	
6+7	Horizontal	Fundamental
Peak	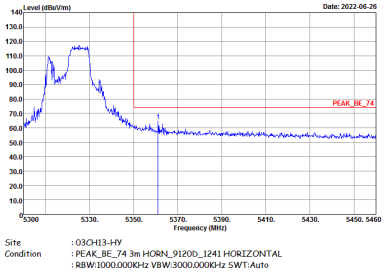	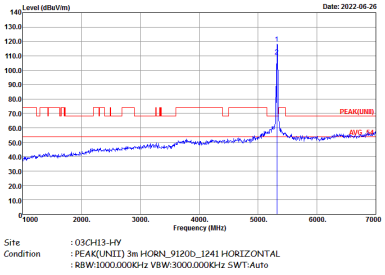
Avg.	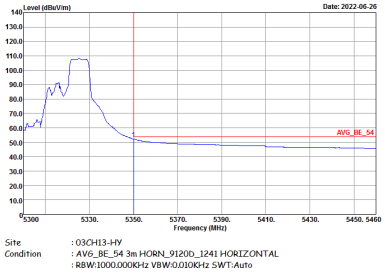	Left blank

WIFI	Band 2 5250~5350MHz Band Edge @ 3m	
ANT	802.11ax HE20 Partial 106/54 CH64 5320MHz	
6+7	Vertical	Fundamental
Peak	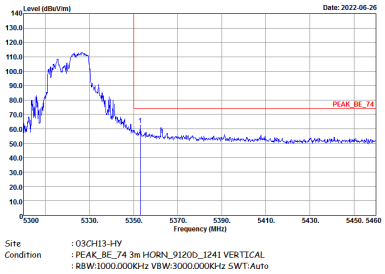	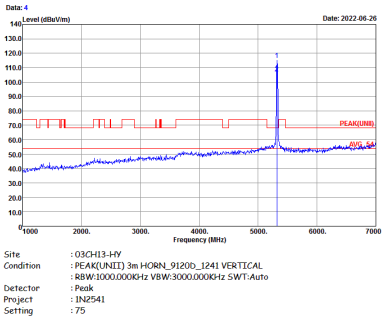
Avg.	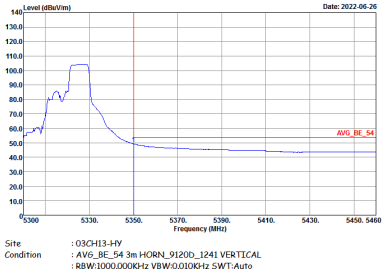	Left blank

Band 2 5250~5350MHz

WIFI 802.11ax HE40 Full (Band Edge @ 3m)

WIFI	Band 2 5250~5350MHz Band Edge @ 3m	
ANT	802.11ax HE40 Full CH54 5270MHz - L	
6+7	Horizontal	Fundamental
Peak	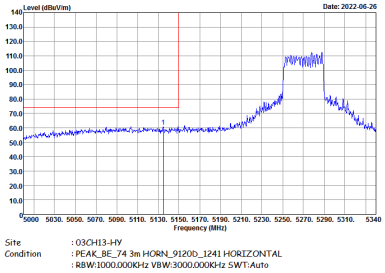	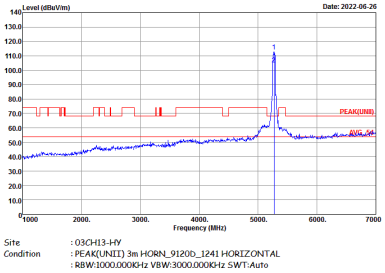
Avg.	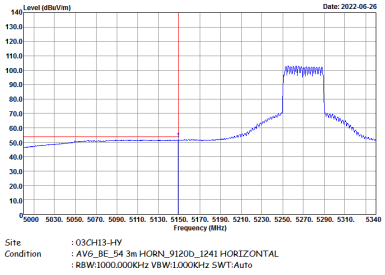	Left blank

WIFI	Band 2 5250~5350MHz Band Edge @ 3m	
ANT	802.11ax HE40 Full CH54 5270MHz - R	
6+7	Horizontal	Fundamental
Peak	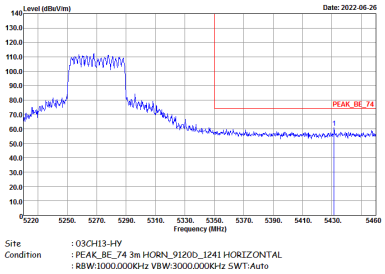	Left blank
Avg.	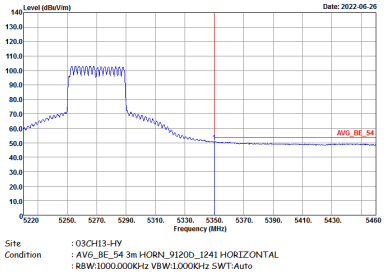	Left blank

WIFI	Band 2 5250~5350MHz Band Edge @ 3m	
ANT	802.11ax HE40 Full CH54 5270MHz - L	
6+7	Vertical	Fundamental
Peak	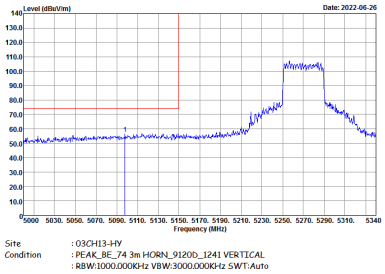	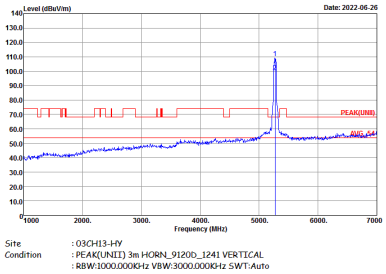
Avg.	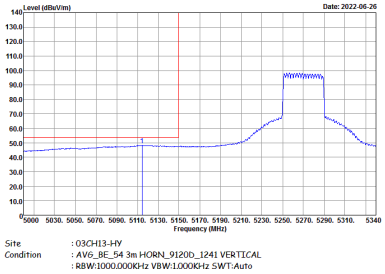	Left blank

WIFI	Band 2 5250~5350MHz Band Edge @ 3m	
ANT	802.11ax HE40 Full CH54 5270MHz - R	
6+7	Vertical	Fundamental
Peak	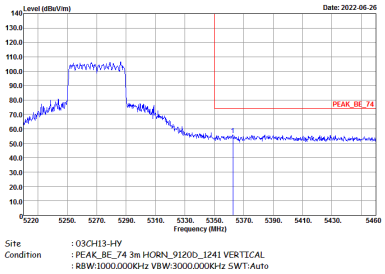	Left blank
Avg.	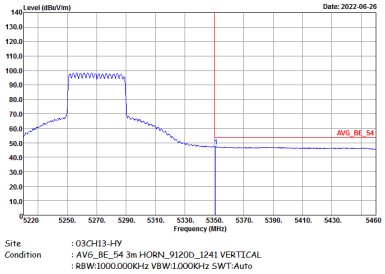	Left blank

WIFI	Band 2 5250~5350MHz Band Edge @ 3m	
ANT	802.11ax HE40 Full CH62 5310MHz - L	
6+7	Horizontal	Fundamental
Peak	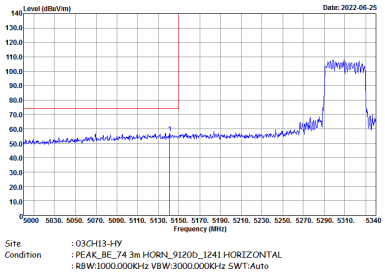	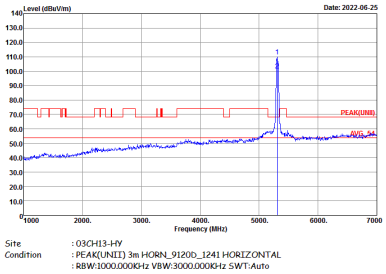
Avg.	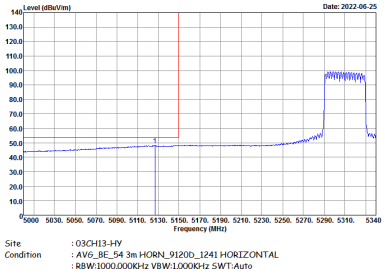	Left blank

WIFI	Band 2 5250~5350MHz Band Edge @ 3m	
ANT	802.11ax HE40 Full CH62 5310MHz - R	
6+7	Horizontal	Fundamental
Peak	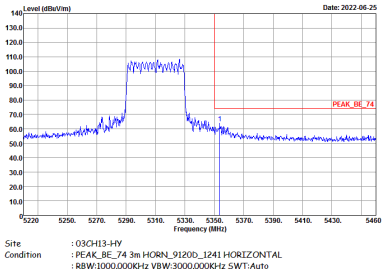	Left blank
Avg.	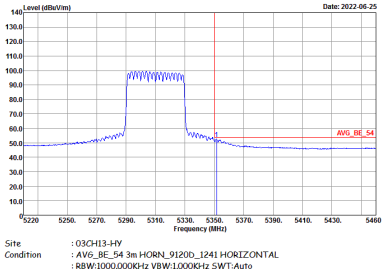	Left blank

WIFI	Band 2 5250~5350MHz Band Edge @ 3m	
ANT	802.11ax HE40 Full CH62 5310MHz - L	
6+7	Vertical	Fundamental
Peak	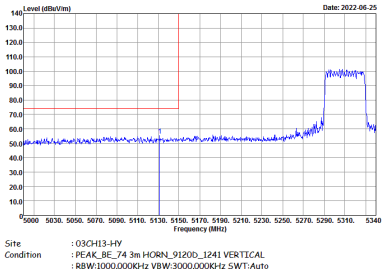	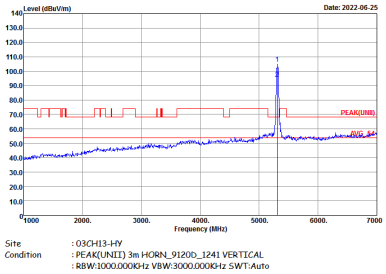
Avg.	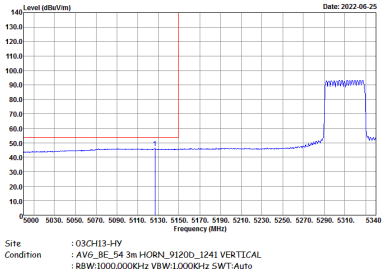	Left blank

WIFI	Band 2 5250~5350MHz Band Edge @ 3m	
ANT	802.11ax HE40 Full CH62 5310MHz - R	
6+7	Vertical	Fundamental
Peak	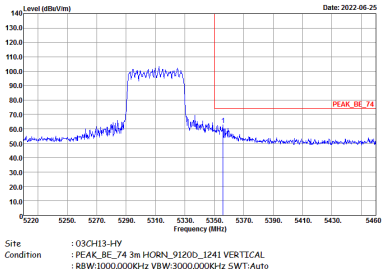	Left blank
Avg.	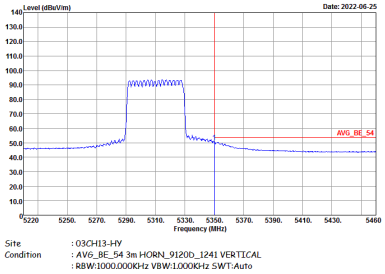	Left blank

Band 2 5250~5350MHz

WIFI 802.11ax HE80 Full (Band Edge @ 3m)

WIFI	Band 2 5250~5350MHz Band Edge @ 3m	
ANT	802.11ax HE80 Full CH58 5290MHz - L	
6+7	Horizontal	Fundamental
Peak	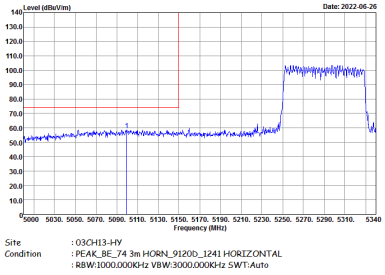	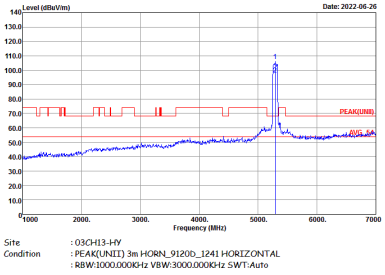
Avg.	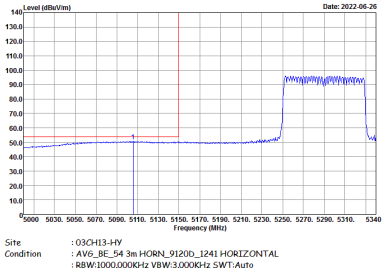	Left blank

WIFI	Band 2 5250~5350MHz Band Edge @ 3m	
ANT	802.11ax HE80 Full CH58 5290MHz - R	
6+7	Horizontal	Fundamental
Peak	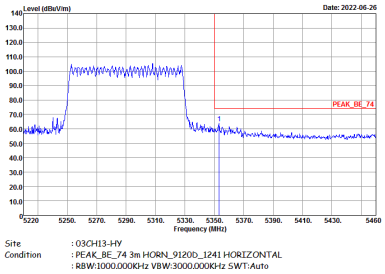	Left blank
Avg.	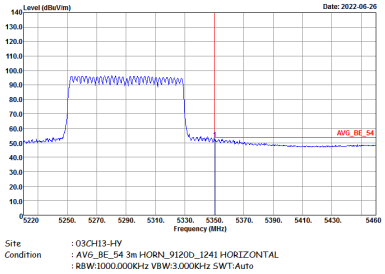	Left blank

WIFI	Band 2 5250~5350MHz Band Edge @ 3m	
ANT	802.11ax HE80 Full CH58 5290MHz - L	
6+7	Vertical	Fundamental
Peak	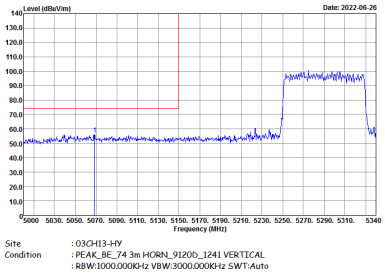	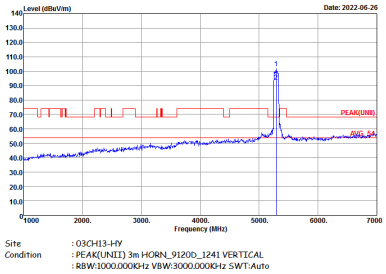
Avg.	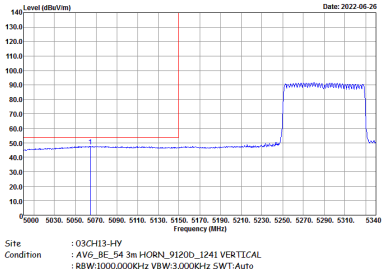	Left blank

WIFI	Band 2 5250~5350MHz Band Edge @ 3m	
ANT	802.11ax HE80 Full CH58 5290MHz - R	
6+7	Vertical	Fundamental
Peak	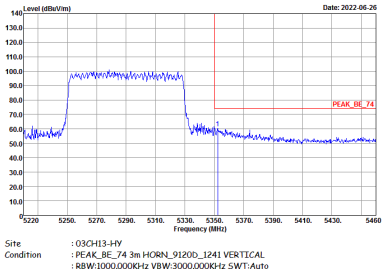	Left blank
Avg.	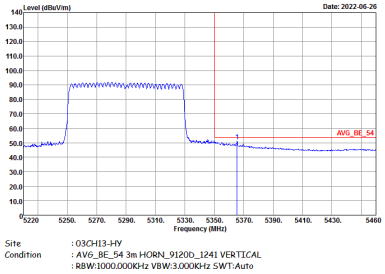	Left blank

Band 2 - 5250~5350MHz

WIFI 802.11a (Harmonic @ 3m)

WIFI	Band 2 5250~5350MHz Harmonic @ 3m	
ANT	802.11a CH52 5260MHz	
6+7	Horizontal	Vertical
Peak Avg.	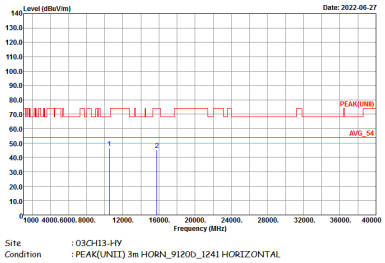	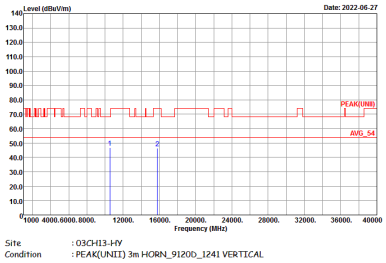

WIFI	Band 2 5250~5350MHz Harmonic @ 3m	
ANT	802.11a CH60 5300MHz	
6+7	Horizontal	Vertical
Peak Avg.	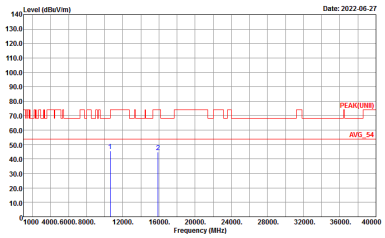	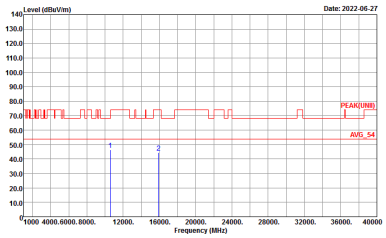

WIFI	Band 2 5250~5350MHz Harmonic @ 3m	
ANT	802.11a CH64 5320MHz	
6+7	Horizontal	Vertical
Peak Avg.	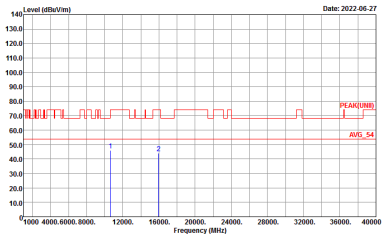	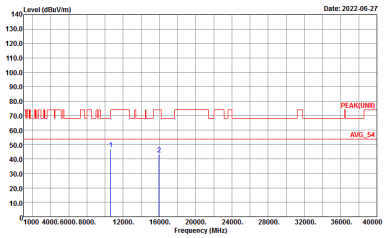

Band 2 5250~5350MHz

WIFI 802.11ax HE20 Full (Harmonic @ 3m)

WIFI	Band 2 5250~5350MHz Harmonic @ 3m	
ANT	802.11ax HE20 Full CH52 5260MHz	
6+7	Horizontal	Vertical
Peak Avg.	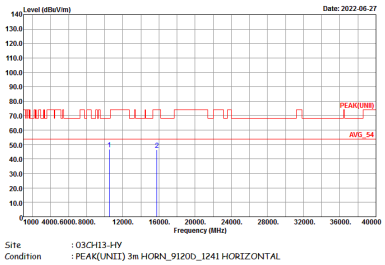	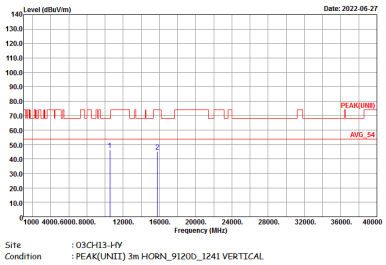

WIFI	Band 2 5250~5350MHz Harmonic @ 3m	
ANT	802.11ax HE20 Full CH60 5300MHz	
6+7	Horizontal	Vertical
Peak Avg.	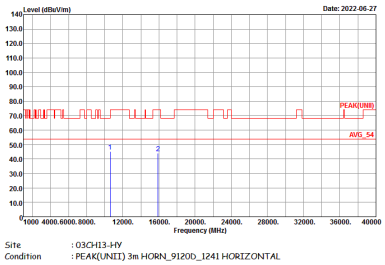	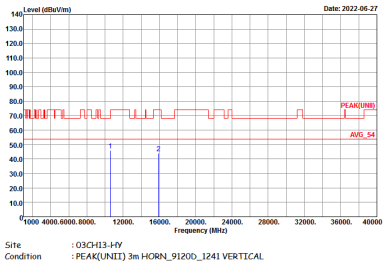

WIFI	Band 2 5250~5350MHz Harmonic @ 3m	
ANT	802.11ax HE20 Full CH64 5320MHz	
6+7	Horizontal	Vertical
Peak Avg.	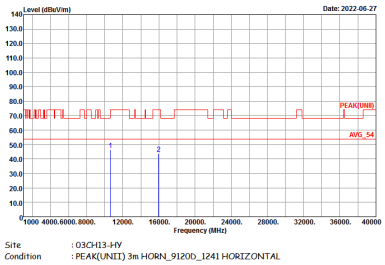	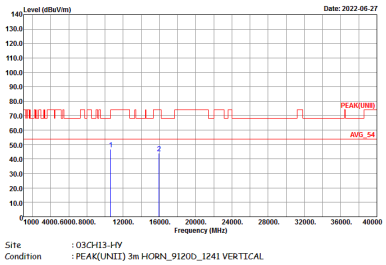

Band 2 - 5250~5350MHz

WIFI 802.11ax HE40 Full (Harmonic @ 3m)

WIFI	Band 2 5250~5350MHz Harmonic @ 3m	
ANT	802.11ax HE40 Full CH54 5270MHz	
6+7	Horizontal	Vertical
Peak Avg.	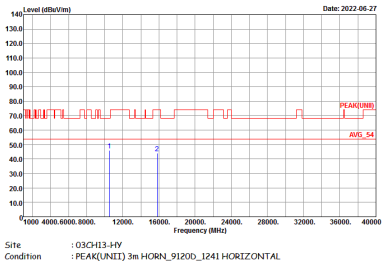	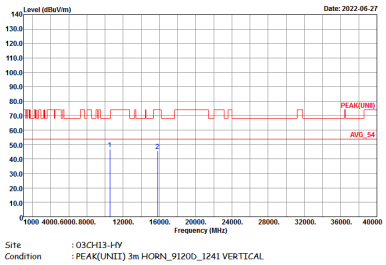

WIFI	Band 2 5250~5350MHz Harmonic @ 3m	
ANT	802.11ax HE40 Full CH62 5310 MHz	
6+7	Horizontal	Vertical
Peak Avg.	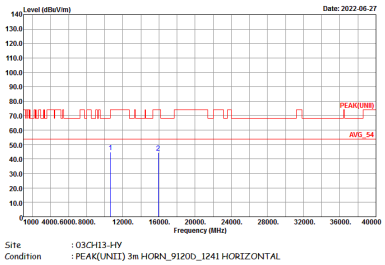	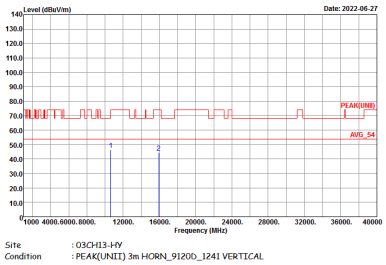

Band 2 5250~5350MHz

WIFI 802.11ax HE80 Full (Harmonic @ 3m)

WIFI	Band 2 5250~5350MHz Harmonic @ 3m	
ANT	802.11ax HE80 Full CH58 5290MHz	
6+7	Horizontal	Vertical
Peak Avg.	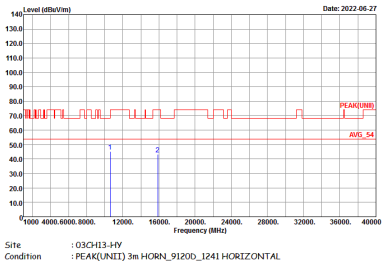	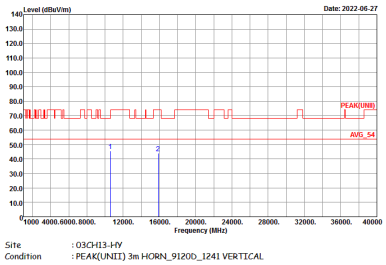

Band 3 - 5470~5725MHz

WIFI 802.11a (Band Edge @ 3m)

WIFI	Band 3 5470~5725MHz Band Edge @ 3m	
ANT	802.11a CH100 5500MHz	
6+7	Horizontal	Fundamental
Peak	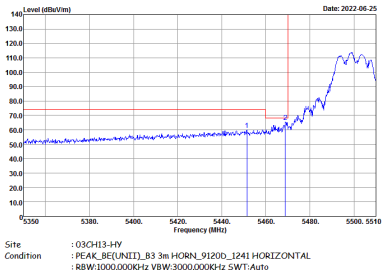	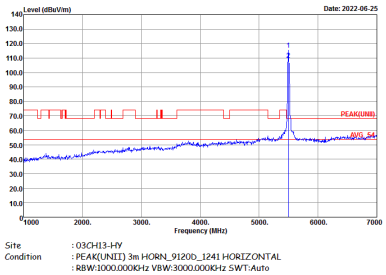
Avg.	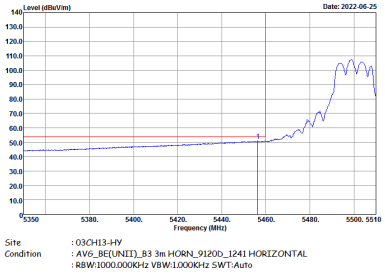	Left blank

WIFI	Band 3 5470~5725MHz Band Edge @ 3m	
ANT	802.11a CH100 5500MHz	
6+7	Vertical	Fundamental
Peak	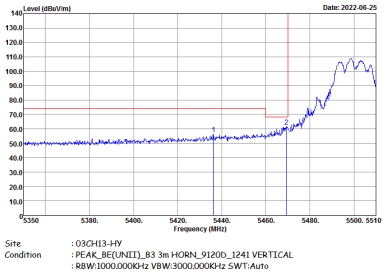	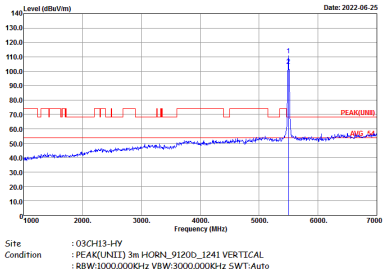
Avg.	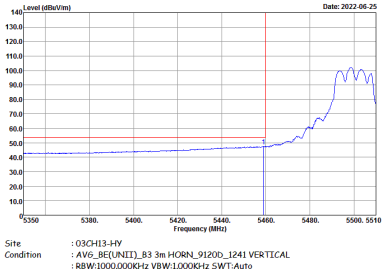	Left blank

WIFI	Band 3 5470~5725MHz Band Edge @ 3m	
ANT	802.11a CH116 5580MHz - L	
6+7	Horizontal	Fundamental
Peak	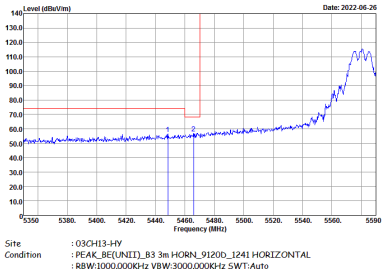	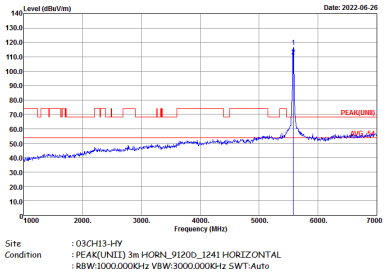
Avg.	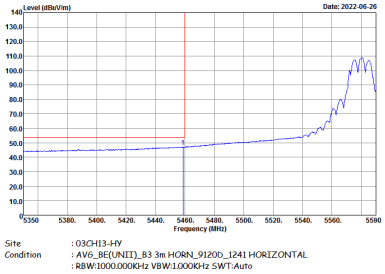	Left blank

WIFI	Band 3 5470~5725MHz Band Edge @ 3m	
ANT	802.11a CH116 5580MHz - R	
6+7	Horizontal	Fundamental
Peak	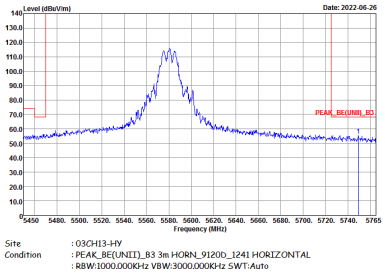	Left blank

WIFI	Band 3 5470~5725MHz Band Edge @ 3m	
ANT	802.11a CH116 5580MHz - L	
6+7	Vertical	Fundamental
Peak	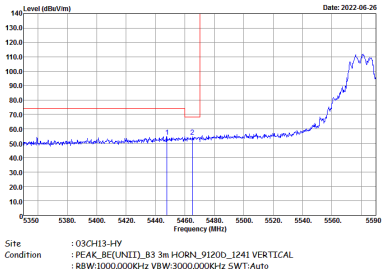	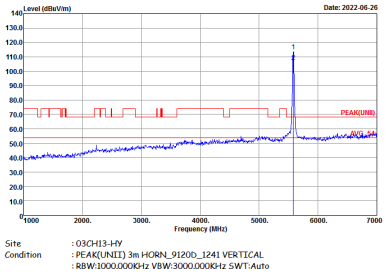
Avg.	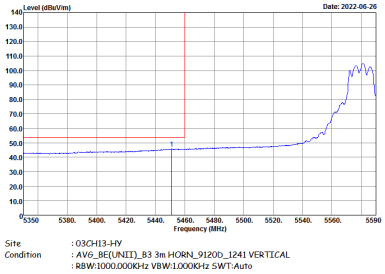	Left blank

WIFI	Band 3 5470~5725MHz Band Edge @ 3m	
ANT	802.11a CH116 5580MHz - R	
6+7	Vertical	Fundamental
Peak	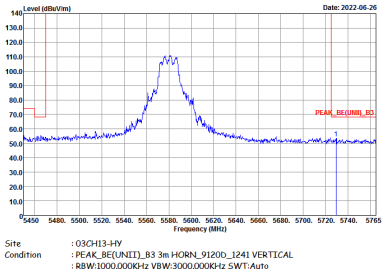	Left blank

WIFI	Band 3 5470~5725MHz Band Edge @ 3m	
ANT	802.11a CH140 5700MHz	
6+7	Horizontal	Fundamental
Peak	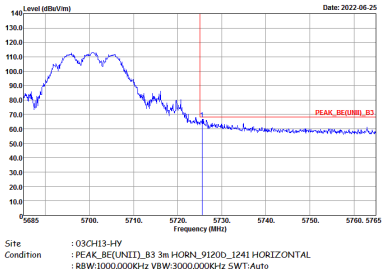	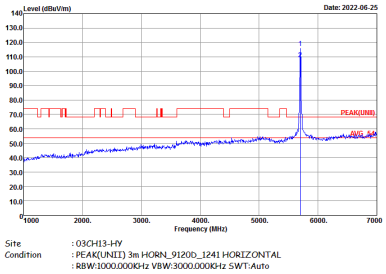

WIFI	Band 3 5470~5725MHz Band Edge @ 3m	
ANT	802.11a CH140 5700MHz	
6+7	Vertical	Fundamental
Peak	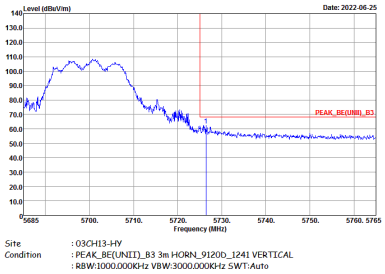	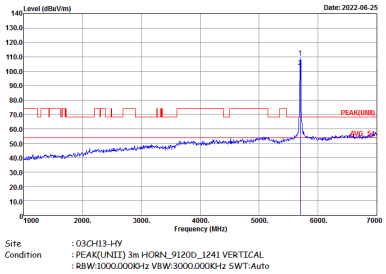

Band 3 5470~5725MHz

WIFI 802.11ax HE20 Full (Band Edge @ 3m)

WIFI	Band 3 5470~5725MHz Band Edge @ 3m	
ANT	802.11ax HE20 Full CH100 5500MHz	
6+7	Horizontal	Fundamental
Peak	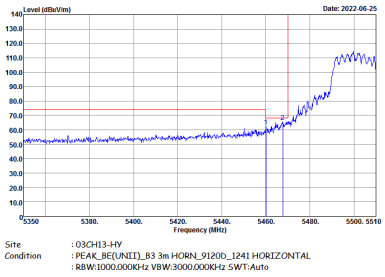	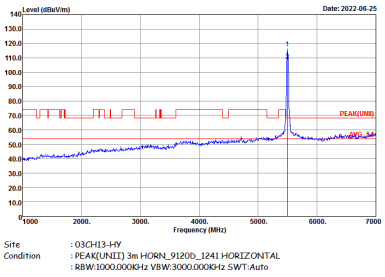
Avg.	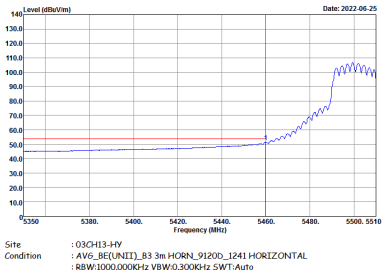	Left blank

WIFI	Band 3 5470~5725MHz Band Edge @ 3m	
ANT	802.11ax HE20 Full CH100 5500MHz	
6+7	Vertical	Fundamental
Peak	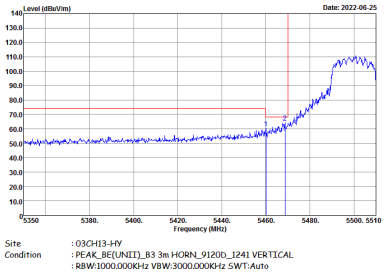	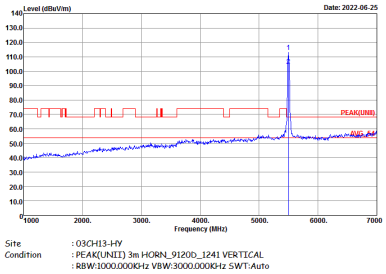
Avg.	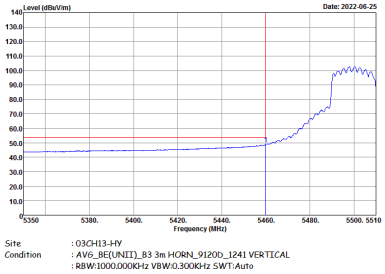	Left blank

WIFI	Band 3 5470~5725MHz Band Edge @ 3m	
ANT	802.11ax HE20 Full CH116 5580MHz - L	
6+7	Horizontal	Fundamental
Peak	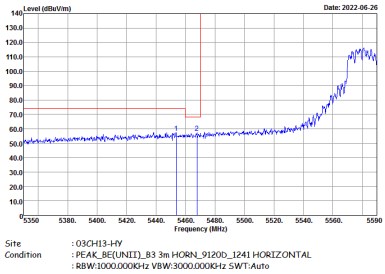	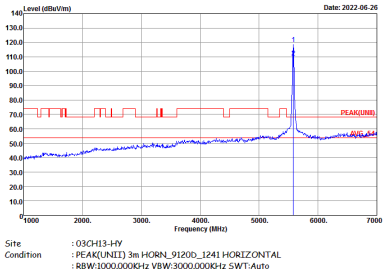
Avg.	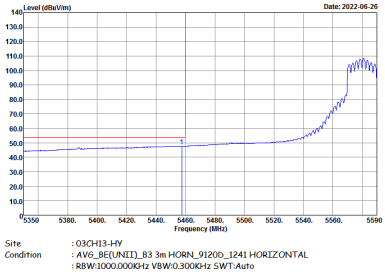	Left blank

WIFI	Band 3 5470~5725MHz Band Edge @ 3m	
ANT	802.11ax HE20 Full CH116 5580MHz - R	
6+7	Horizontal	Fundamental
Peak	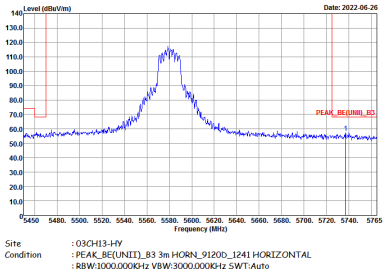	Left blank

WIFI	Band 3 5470~5725MHz Band Edge @ 3m	
ANT	802.11ax HE20 Full CH116 5580MHz - L	
6+7	Vertical	Fundamental
Peak	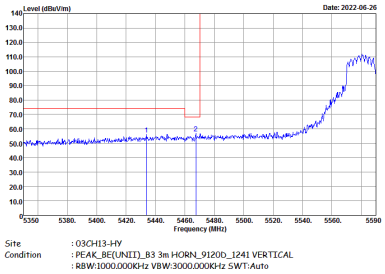	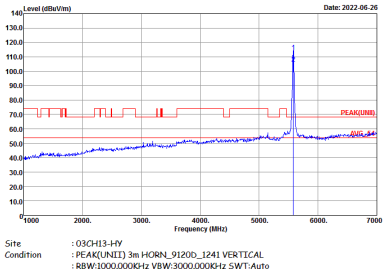
Avg.	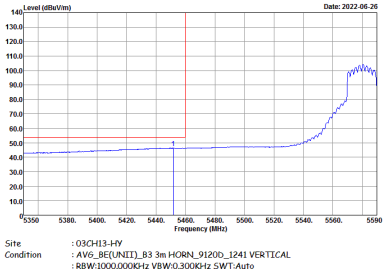	Left blank

WIFI	Band 3 5470~5725MHz Band Edge @ 3m	
ANT	802.11ax HE20 Full CH116 5580MHz - R	
6+7	Vertical	Fundamental
Peak	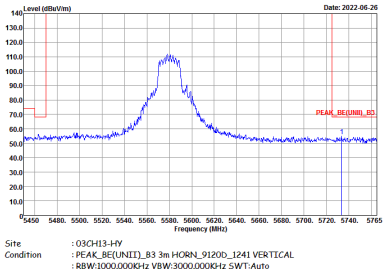	Left blank

WIFI	Band 3 5470~5725MHz Band Edge @ 3m	
ANT	802.11ax HE20 Full CH140 5700MHz	
6+7	Horizontal	Fundamental
Peak	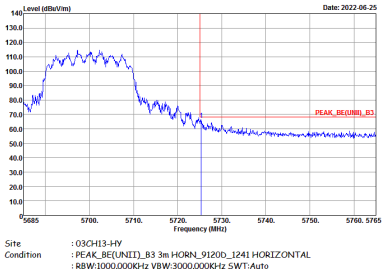	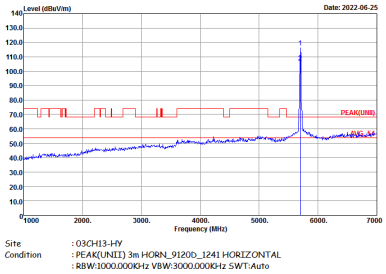

WIFI	Band 3 5470~5725MHz Band Edge @ 3m	
ANT	802.11ax HE20 Full CH140 5700MHz	
6+7	Vertical	Fundamental
Peak	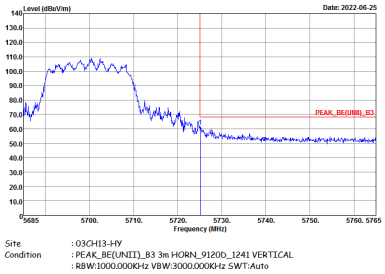	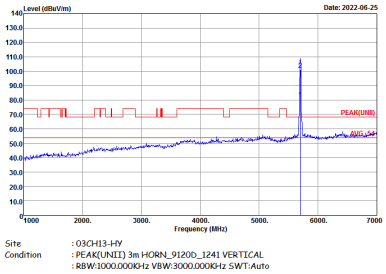

Band 3 - 5470~5725MHz

WIFI 802.11ax HE20 Partial 106 (Band Edge @ 3m)

WIFI	Band 3 5470~5725MHz Band Edge @ 3m	
ANT	802.11ax HE20 Partial 106/53 CH100 5500MHz	
6+7	Horizontal	Fundamental
Peak	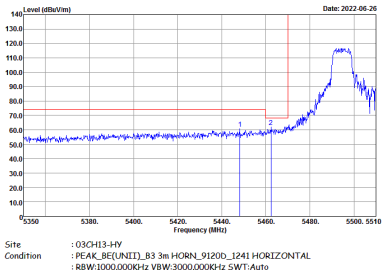	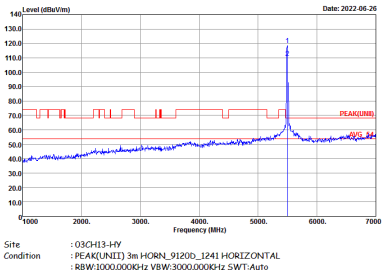
Avg.	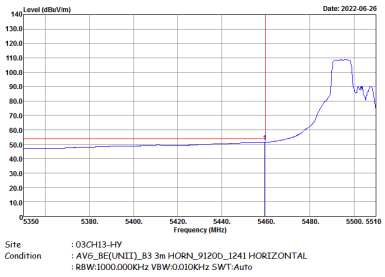	Left blank

WIFI	Band 3 5470~5725MHz Band Edge @ 3m	
ANT	802.11ax HE20 Partial 106/53 CH100 5500MHz	
6+7	Vertical	Fundamental
Peak	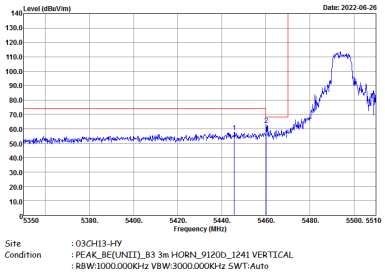	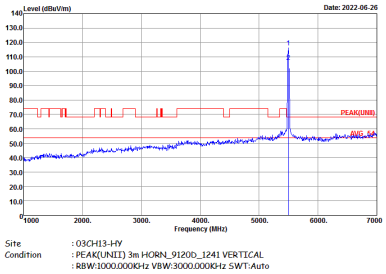
Avg.	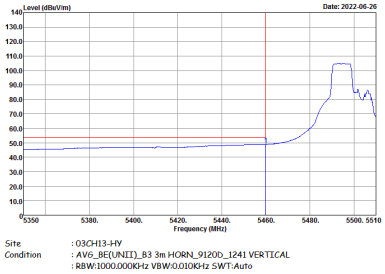	Left blank

WIFI	Band 3 5470~5725MHz Band Edge @ 3m	
ANT	802.11ax HE20 Partial 106/54 CH140 5700MHz	
6+7	Horizontal	Fundamental
Peak	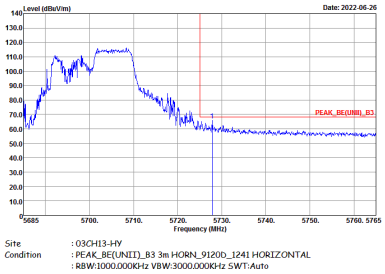	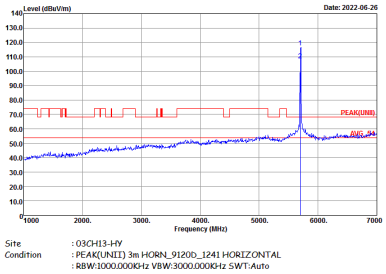

WIFI	Band 3 5470~5725MHz Band Edge @ 3m	
ANT	802.11ax HE20 Partial 106/54 CH140 5700MHz	
6+7	Vertical	Fundamental
Peak	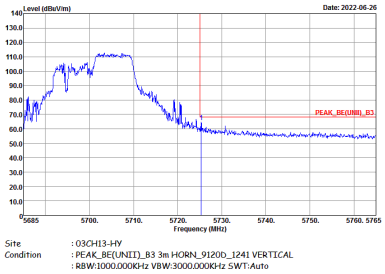	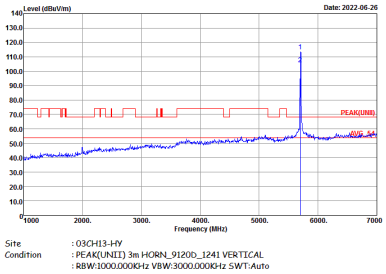

Band 3 5470~5725MHz

WIFI 802.11ax HE40 Full (Band Edge @ 3m)

WIFI	Band 3 5470~5725MHz Band Edge @ 3m	
ANT	802.11ax HE40 Full CH102 5510MHz - L	
6+7	Horizontal	Fundamental
Peak	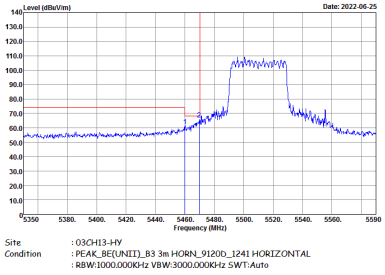	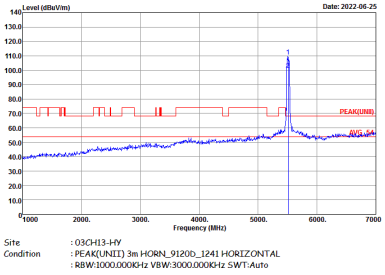
Avg.	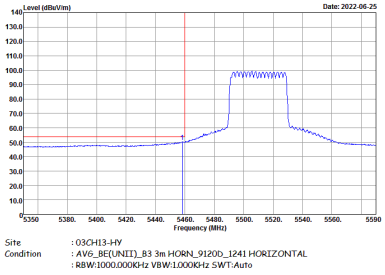	Left blank

WIFI	Band 3 5470~5725MHz Band Edge @ 3m	
ANT	802.11ax HE40 Full CH102 5510MHz - R	
6+7	Horizontal	Fundamental
Peak	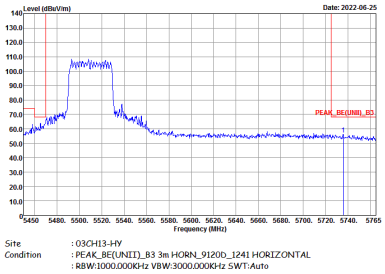	Left blank

WIFI	Band 3 5470~5725MHz Band Edge @ 3m	
ANT	802.11ax HE40 Full CH102 5510MHz - L	
6+7	Vertical	Fundamental
Peak	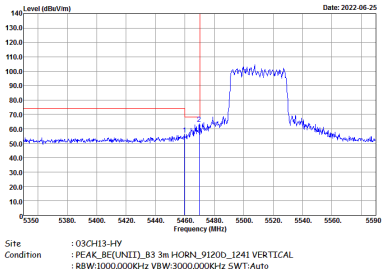	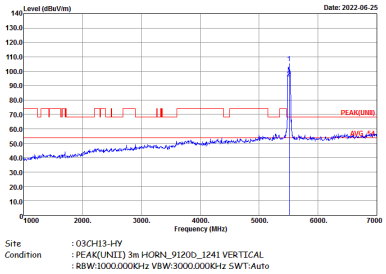
Avg.	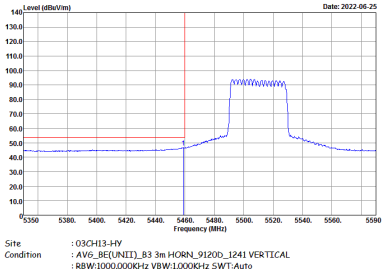	Left blank

WIFI	Band 3 5470~5725MHz Band Edge @ 3m	
ANT	802.11ax HE40 Full CH102 5510MHz - R	
6+7	Vertical	Fundamental
Peak	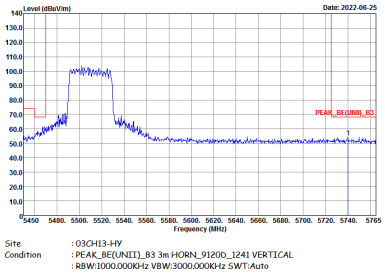	Left blank

WIFI	Band 3 5470~5725MHz Band Edge @ 3m	
ANT	802.11ax HE40 Full CH110 5550MHz - L	
6+7	Horizontal	Fundamental
Peak	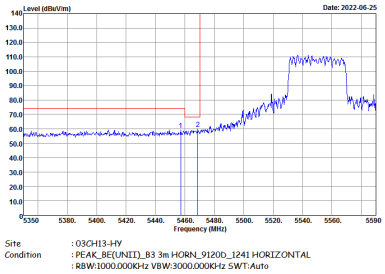	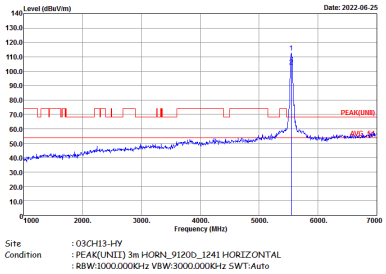
Avg.	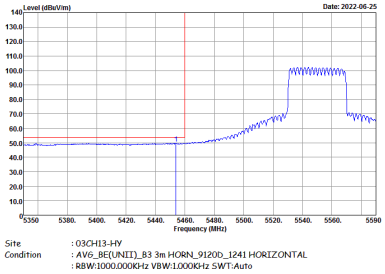	Left blank

WIFI	Band 3 5470~5725MHz Band Edge @ 3m	
ANT	802.11ax HE40 Full CH110 5550MHz - R	
6+7	Horizontal	Fundamental
Peak	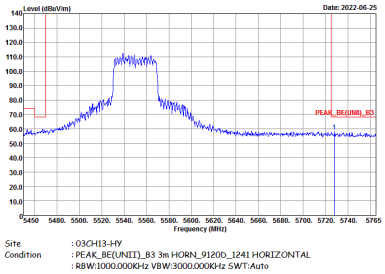	Left blank

WIFI	Band 3 5470~5725MHz Band Edge @ 3m	
ANT	802.11ax HE40 Full CH110 5550MHz - L	
6+7	Vertical	Fundamental
Peak	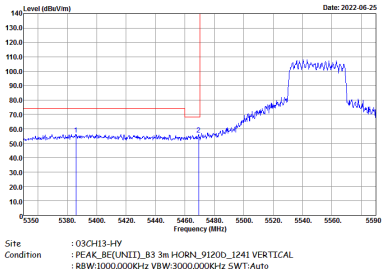	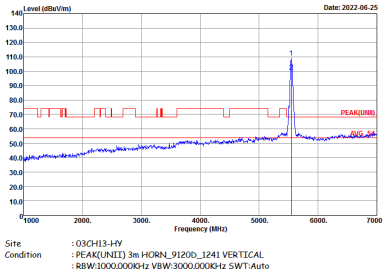
Avg.	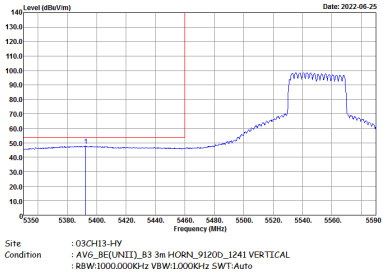	Left blank

WIFI	Band 3 5470~5725MHz Band Edge @ 3m	
ANT	802.11ax HE40 Full CH110 5550MHz - R	
6+7	Vertical	Fundamental
Peak	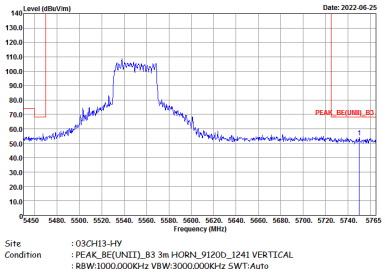	Left blank

WIFI	Band 3 5470~5725MHz Band Edge @ 3m	
ANT	802.11ax HE40 Full CH134 5670MHz - L	
6+7	Horizontal	Fundamental
Peak	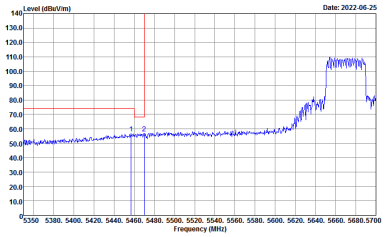	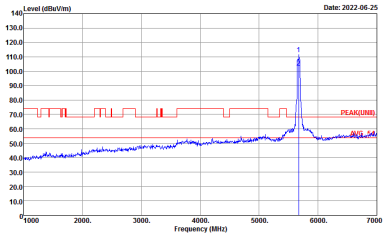
Avg.	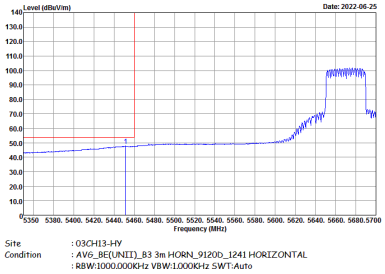	Left blank

WIFI	Band 3 5470~5725MHz Band Edge @ 3m	
ANT	802.11ax HE40 Full CH134 5670MHz - R	
6+7	Horizontal	Fundamental
Peak	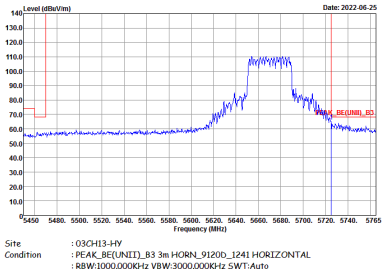	Left blank

WIFI	Band 3 5470~5725MHz Band Edge @ 3m	
ANT	802.11ax HE40 Full CH134 5670MHz - L	
6+7	Vertical	Fundamental
Peak	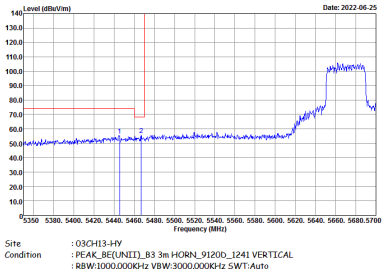	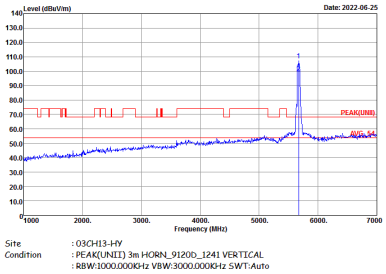
Avg.	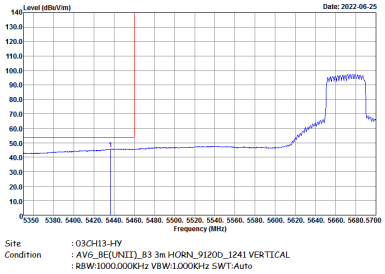	Left blank

WIFI	Band 3 5470~5725MHz Band Edge @ 3m	
ANT	802.11ax HE40 Full CH134 5670MHz - R	
6+7	Vertical	Fundamental
Peak	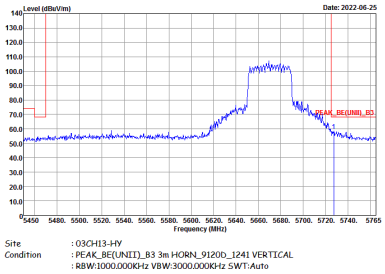	Left blank

Band 3 5470~5725MHz

WIFI 802.11ax HE80 Full (Band Edge @ 3m)

WIFI	Band 3 5470~5725MHz Band Edge @ 3m	
ANT	802.11ax HE80 Full CH106 5530MHz - L	
6+7	Horizontal	Fundamental
Peak	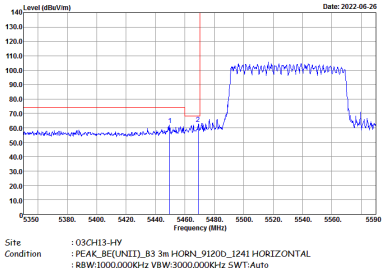	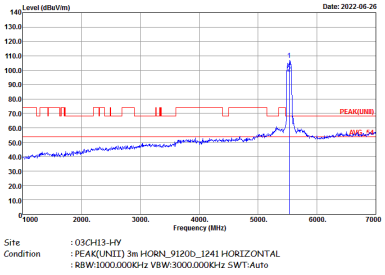
Avg.	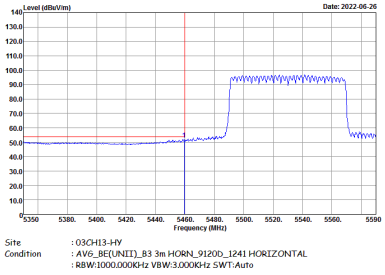	Left blank

WIFI	Band 3 5470~5725MHz Band Edge @ 3m	
ANT	802.11ax HE80 Full CH106 5530MHz - R	
6+7	Horizontal	Fundamental
Peak	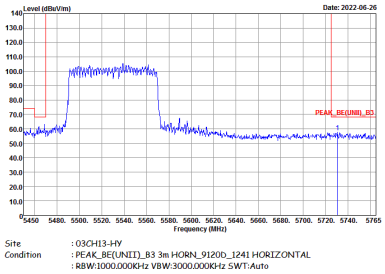	Left blank

WIFI	Band 3 5470~5725MHz Band Edge @ 3m	
ANT	802.11ax HE80 Full CH106 5530MHz - L	
6+7	Vertical	Fundamental
Peak	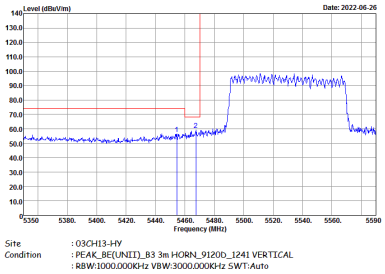	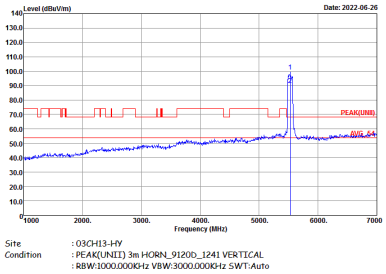
Avg.	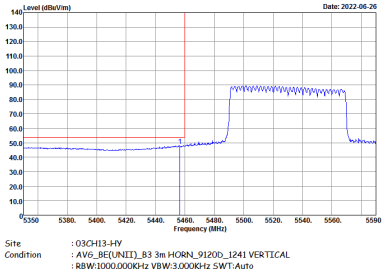	Left blank

WIFI	Band 3 5470~5725MHz Band Edge @ 3m	
ANT	802.11ax HE80 Full CH106 5530MHz - R	
6+7	Vertical	Fundamental
Peak	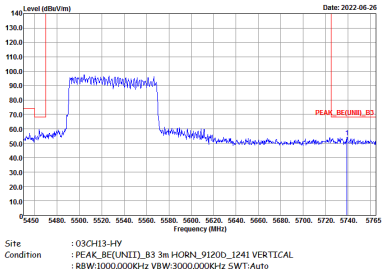	Left blank

WIFI	Band 3 5470~5725MHz Band Edge @ 3m	
ANT	802.11ax HE80 Full CH122 5610MHz - L	
6+7	Horizontal	Fundamental
Peak	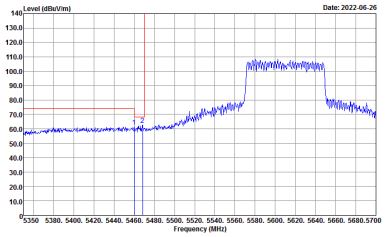	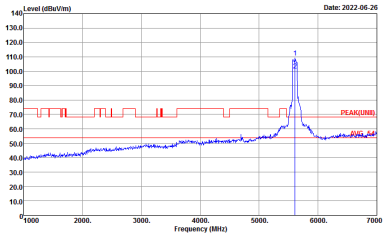
Avg.	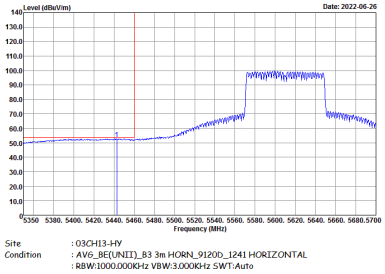	Left blank

WIFI	Band 3 5470~5725MHz Band Edge @ 3m	
ANT	802.11ax HE80 Full CH122 5610MHz - R	
6+7	Horizontal	Fundamental
Peak	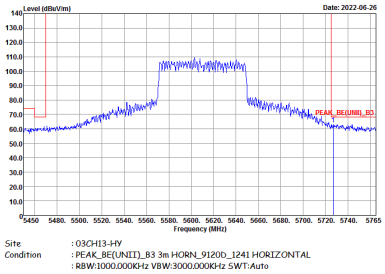	Left blank

WIFI	Band 3 5470~5725MHz Band Edge @ 3m	
ANT	802.11ax HE80 Full CH122 5610MHz - L	
6+7	Vertical	Fundamental
Peak	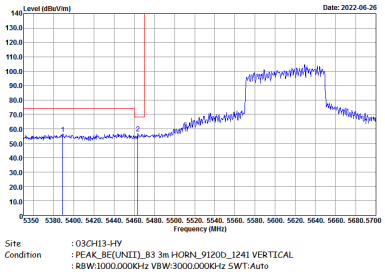	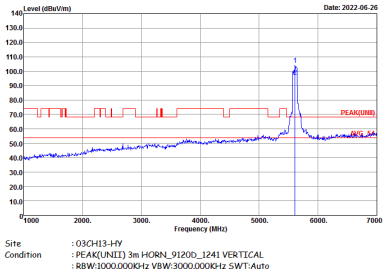
Avg.	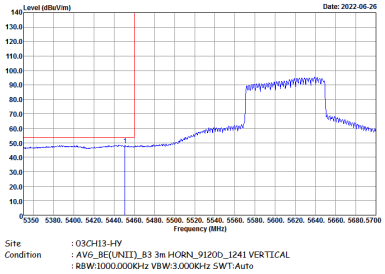	Left blank

WIFI	Band 3 5470~5725MHz Band Edge @ 3m	
ANT	802.11ax HE80 Full CH122 5610MHz - R	
6+7	Vertical	Fundamental
Peak	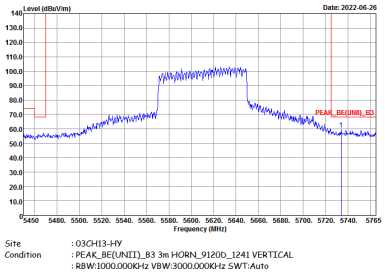	Left blank

Band 3 - 5470~5725MHz

WIFI 802.11a (Harmonic @ 3m)

WIFI	Band 3 5470~5725MHz Harmonic @ 3m	
ANT	802.11a CH100 5500MHz	
6+7	Horizontal	Vertical
Peak Avg.	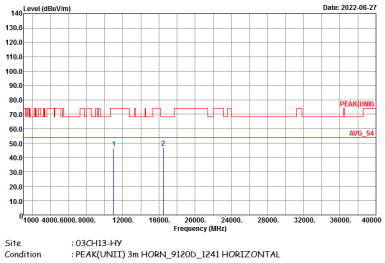	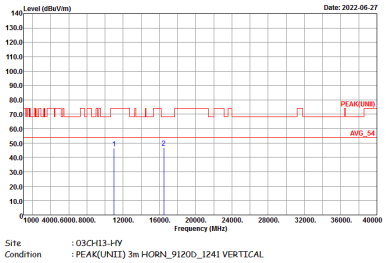

WIFI	Band 3 5470~5725MHz Harmonic @ 3m	
ANT	802.11a CH116 5580MHz	
6+7	Horizontal	Vertical
Peak Avg.	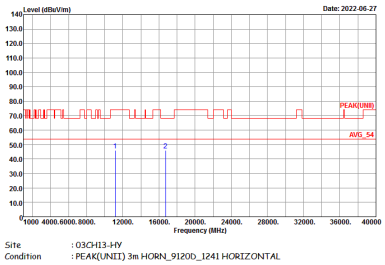	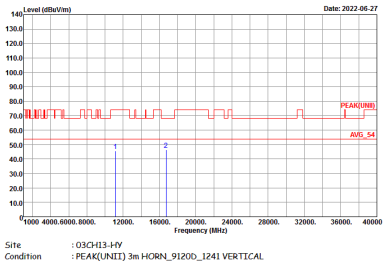

WIFI	Band 3 5470~5725MHz Harmonic @ 3m	
ANT	802.11a CH140 5700MHz	
6+7	Horizontal	Vertical
Peak Avg.	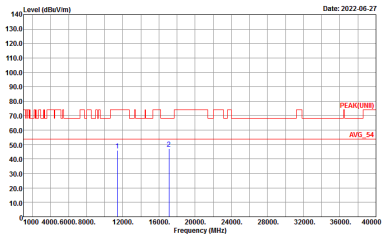	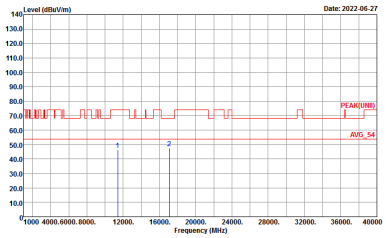

Band 3 5470~5725MHz

WIFI 802.11ax HE20 Full (Harmonic @ 3m)

WIFI	Band 3 5470~5725MHz Harmonic @ 3m	
ANT	802.11ax HE20 Full CH100 5500MHz	
6+7	Horizontal	Vertical
Peak Avg.	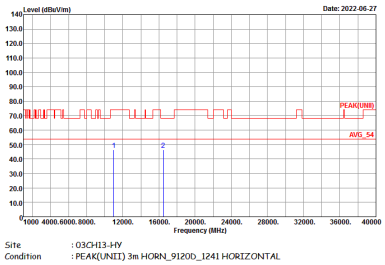	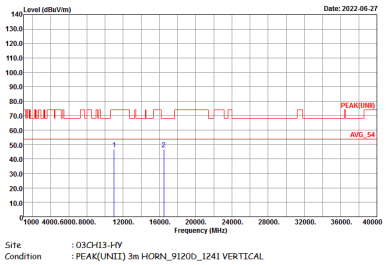

WIFI	Band 3 5470~5725MHz Harmonic @ 3m	
ANT	802.11ax HE20 Full CH116 5580MHz	
6+7	Horizontal	Vertical
Peak Avg.	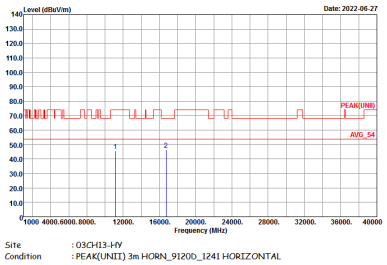	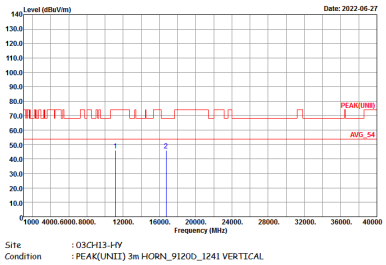

WIFI	Band 3 5470~5725MHz Harmonic @ 3m	
ANT	802.11ax HE20 Full CH140 5700MHz	
6+7	Horizontal	Vertical
Peak Avg.	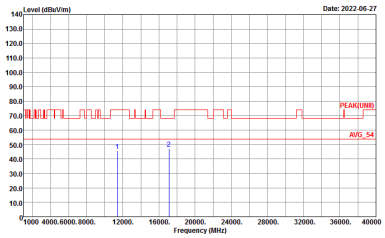	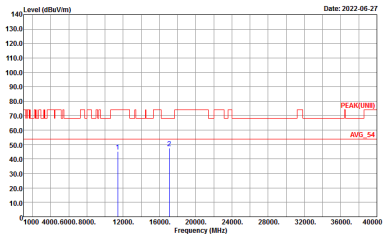

Band 3 - 5470~5725MHz

WIFI 802.11ax HE40 Full (Harmonic @ 3m)

WIFI	Band 3 5470~5725MHz Harmonic @ 3m	
ANT	802.11ax HE40 Full CH102 5510MHz	
6+7	Horizontal	Vertical
Peak Avg.	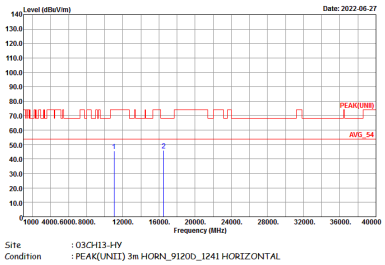	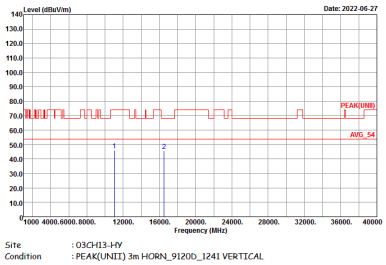

WIFI	Band 3 5470~5725MHz Harmonic @ 3m	
ANT	802.11ax HE40 Full CH110 5550MHz	
6+7	Horizontal	Vertical
Peak Avg.	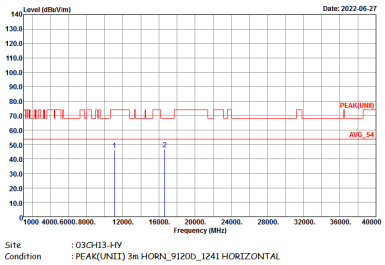	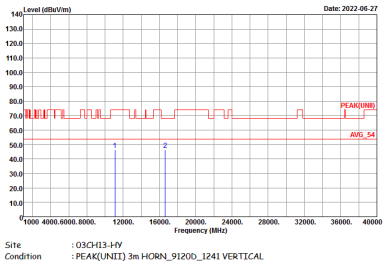

WIFI	Band 3 5470~5725MHz Harmonic @ 3m	
ANT	802.11ax HE40 Full CH134 5670MHz	
6+7	Horizontal	Vertical
Peak Avg.	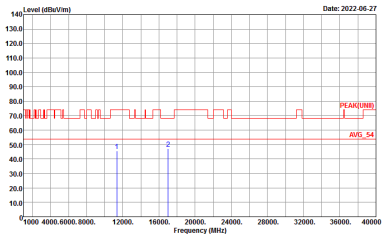	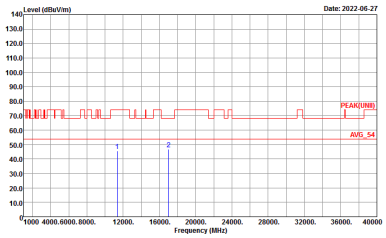

Band 3 5470~5725MHz

WIFI 802.11ax HE80 Full (Harmonic @ 3m)

WIFI	Band 3 5470~5725MHz Harmonic @ 3m	
ANT	802.11ax HE80 Full CH106 5530MHz	
6+7	Horizontal	Vertical
Peak Avg.	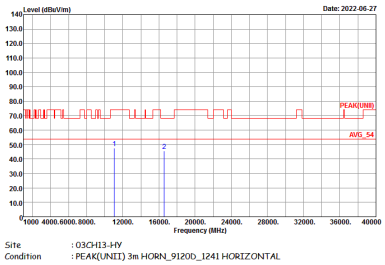	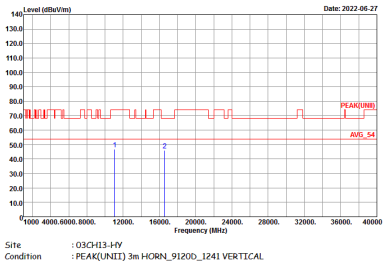

WIFI	Band 3 5470~5725MHz Harmonic @ 3m	
ANT	802.11ax HE80 Full CH122 5610MHz	
6+7	Horizontal	Vertical
Peak Avg.	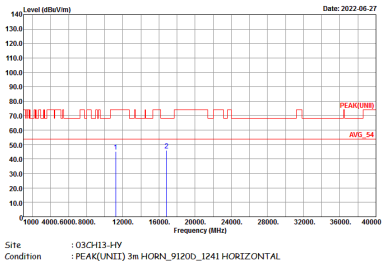	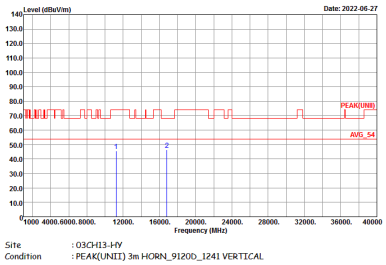

Band 3 - Straddle Channel

WIFI 802.11a (Band Edge @ 3m)

WIFI	Band 3 Straddle Channel Band Edge @ 3m	
ANT	802.11a CH144 5720MHz - L	
6+7	Horizontal	Fundamental
Peak	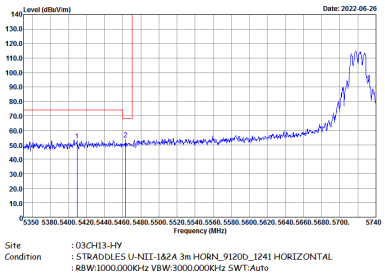	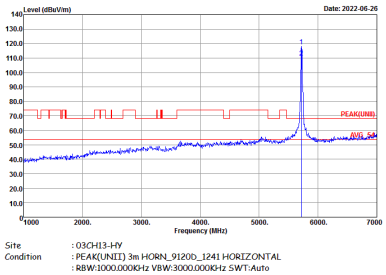
Avg.	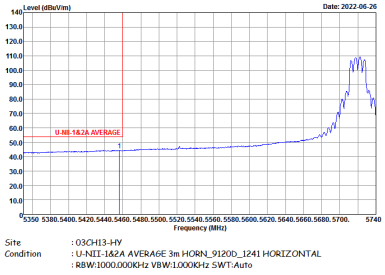	Left blank

WIFI	Band 3 Straddle Channel Band Edge @ 3m	
ANT	802.11a CH144 5720MHz – R	
6+7	Horizontal	Fundamental
Peak	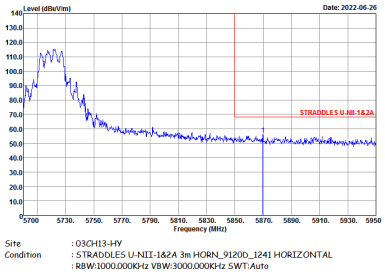	Left blank

WIFI	Band 3 Straddle Channel Band Edge @ 3m	
ANT	802.11a CH144 5720MHz - L	
6+7	Vertical	Fundamental
Peak	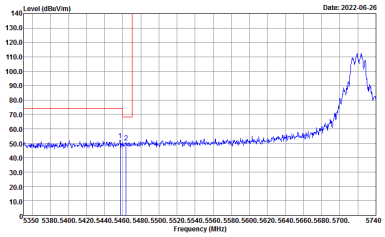	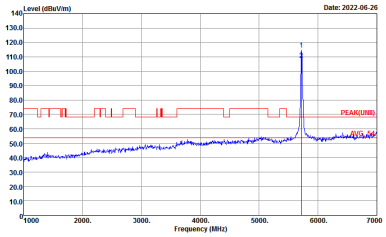
Avg.	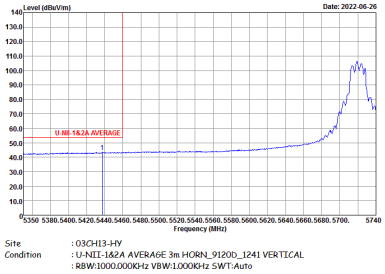	Left blank

WIFI	Band 3 Straddle Channel Band Edge @ 3m	
ANT	802.11a CH144 5720MHz - R	
6+7	Vertical	Fundamental
Peak	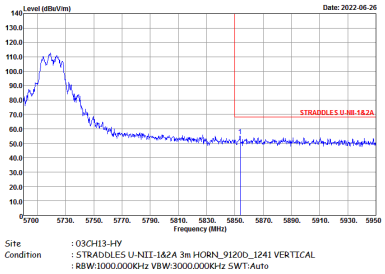	Left blank

Band 3 – Straddle Channel

WIFI 802.11ax HE20 Full (Band Edge @ 3m)

WIFI	Band 3 Straddle Channel Band Edge @ 3m	
ANT	802.11ax HE20 Full CH144 5720MHz - L	
6+7	Horizontal	Fundamental
Peak	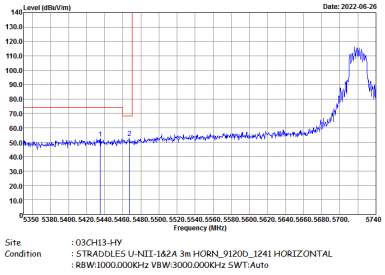	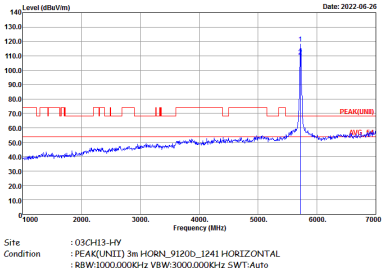
Avg.	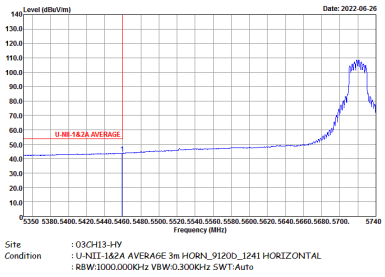	Left blank

WIFI	Band 3 Straddle Channel Band Edge @ 3m	
ANT	802.11ax HE20 Full CH144 5720MHz - R	
6+7	Horizontal	Fundamental
Peak	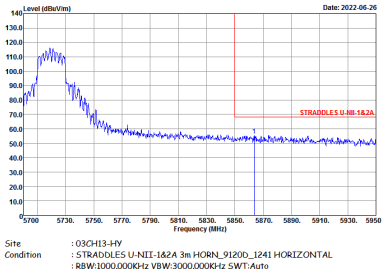	Left blank

WIFI	Band 3 Straddle Channel Band Edge @ 3m	
ANT	802.11ax HE20 Full CH144 5720MHz - L	
6+7	Vertical	Fundamental
Peak	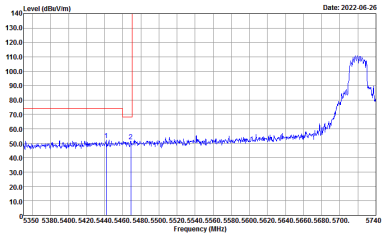	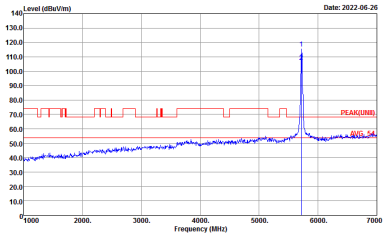
Avg.	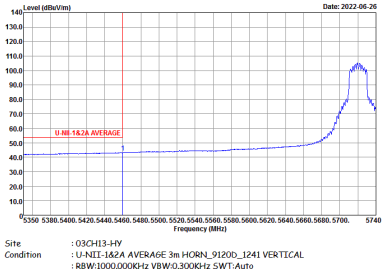	Left blank

WIFI	Band 3 Straddle Channel Band Edge @ 3m	
ANT	802.11ax HE20 Full CH144 5720MHz - R	
6+7	Vertical	Fundamental
Peak	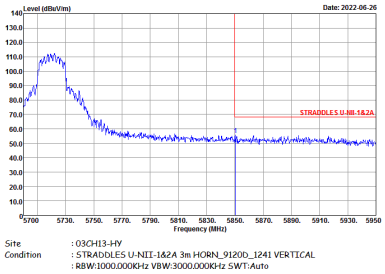	Left blank

Band 3 - Straddle Channel

WIFI 802.11ax HE40 Full (Band Edge @ 3m)

WIFI	Band 3 Straddle Channel Band Edge @ 3m	
ANT	802.11ax HE40 Full CH142 5710MHz - L	
6+7	Horizontal	Fundamental
Peak	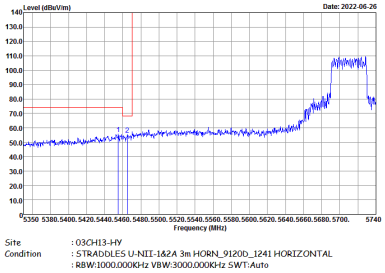	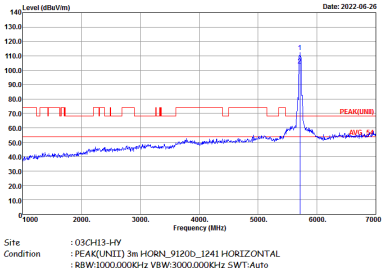
Avg.	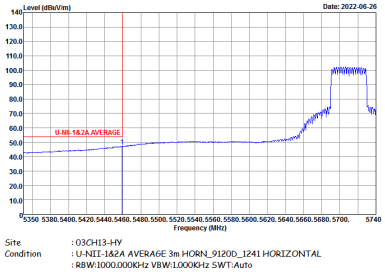	Left blank

WIFI	Band 3 Straddle Channel Band Edge @ 3m	
ANT	802.11ax HE40 Full CH142 5710MHz - R	
6+7	Horizontal	Fundamental
Peak	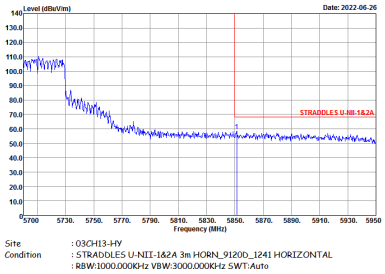	Left blank

WIFI	Band 3 Straddle Channel Band Edge @ 3m	
ANT	802.11ax HE40 Full CH142 5710MHz - L	
6+7	Vertical	Fundamental
Peak	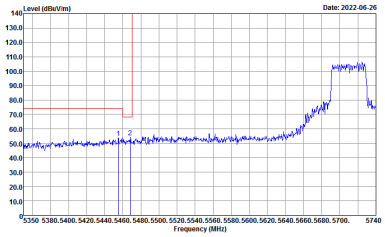	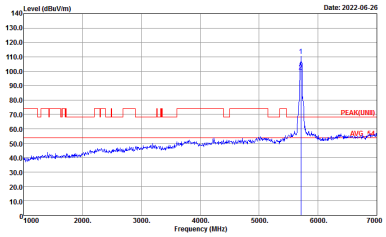
Avg.	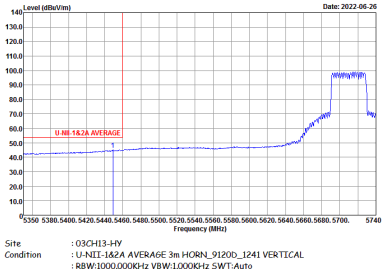	Left blank

WIFI	Band 3 Straddle Channel Band Edge @ 3m	
ANT	802.11ax HE40 Full CH142 5710MHz - R	
6+7	Vertical	Fundamental
Peak	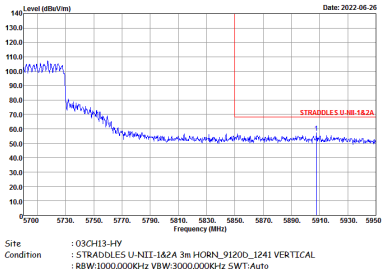	Left blank

Band 3 – Straddle Channel

WIFI 802.11ax HE80 Full (Band Edge @ 3m)

WIFI	Band 3 Straddle Channel Band Edge @ 3m	
ANT	802.11ax HE80 Full CH138 5690MHz - L	
6+7	Horizontal	Fundamental
Peak	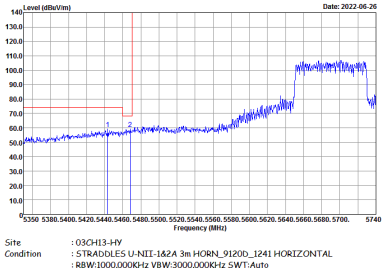	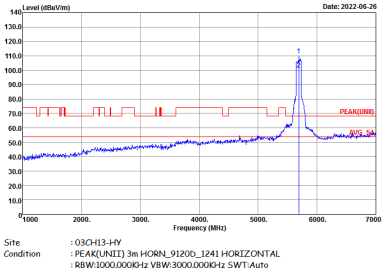
Avg.	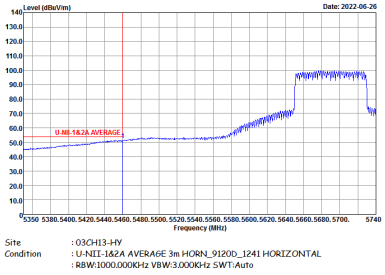	Left blank

WIFI	Band 3 Straddle Channel Band Edge @ 3m	
ANT	802.11ax HE80 Full CH138 5690MHz - R	
6+7	Horizontal	Fundamental
Peak	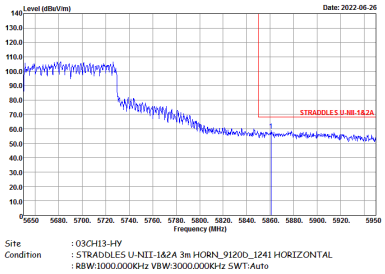	Left blank

WIFI	Band 3 Straddle Channel Band Edge @ 3m	
ANT	802.11ax HE80 Full CH138 5690MHz - L	
6+7	Vertical	Fundamental
Peak	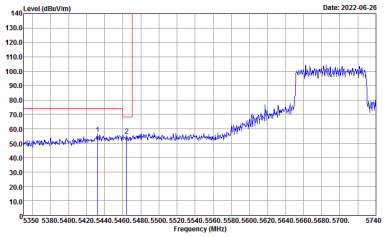	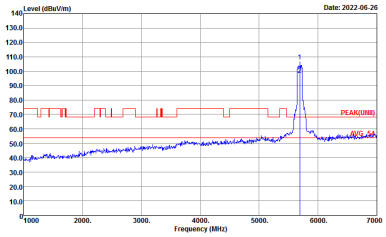
Avg.	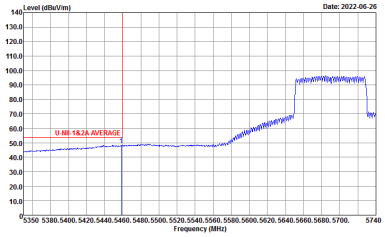	Left blank

WIFI	Band 3 Straddle Channel Band Edge @ 3m	
ANT	802.11ax HE80 Full CH138 5690MHz - R	
6+7	Vertical	Fundamental
Peak	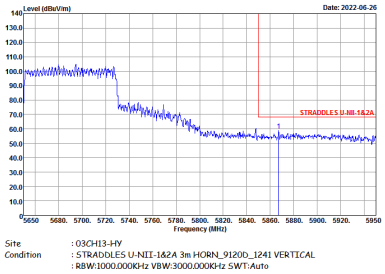	Left blank

Band 3 - Straddle Channel

WIFI 802.11a (Harmonic @ 3m)

WIFI	Band 3 Straddle Channel Harmonic @ 3m	
ANT	802.11a CH144 5720MHz	
6+7	Horizontal	Vertical
Peak Avg.	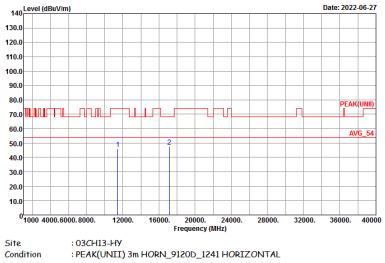	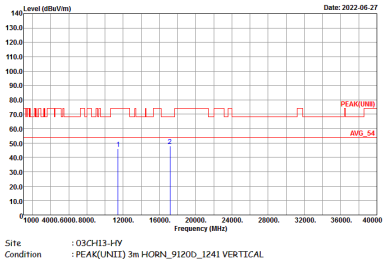

Band 3 – Straddle Channel

WIFI 802.11ax HE20 Full (Harmonic @ 3m)

WIFI	Band 3 Straddle Channel Harmonic @ 3m	
ANT	802.11ax HE20 Full CH144 5720MHz	
6+7	Horizontal	Vertical
Peak Avg.	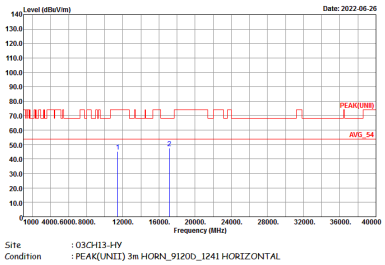	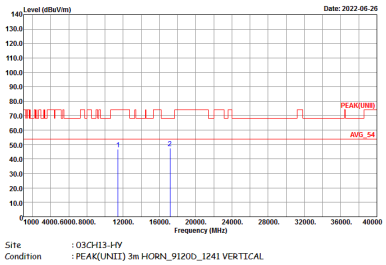

Band 3 - Straddle Channel

WIFI 802.11ax HE40 Full (Harmonic @ 3m)
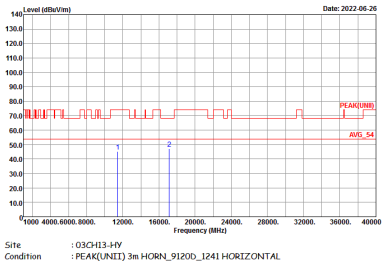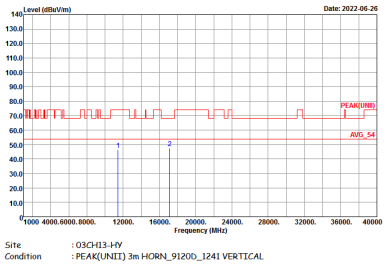
WIFI	Band 3 Straddle Channel Harmonic @ 3m	
ANT	802.11ax HE40 Full CH142 5710MHz	
6+7	Horizontal	Vertical
Peak Avg.