Part27Q 78_FCC								
BW [MHz]	Modulation	RB Size	RB Offset	Power Low Ch. / Freq.	Power Middle Ch. / Freq.	Power High Ch. / Freq.	Tune-up limit (dBm)	MPR (dB)
Channel					633334			
Frequency (MHz)					3500.01			
100	PI/2 BPSK	1	1		18.99		20.2	0.0
100	PI/2 BPSK	1	137		18.89			
100	PI/2 BPSK	1	271		19.00			
100	PI/2 BPSK	135	0		19.03		20.2	0.0
100	PI/2 BPSK	135	69		18.88		20.2	0.0
100	PI/2 BPSK	135	138		18.84		20.2	0.0
100	PI/2 BPSK	270	0		19.00			
100	QPSK	1	1		19.06		20.2	0.0
100	QPSK	1	137		18.92			
100	QPSK	1	271		18.87			
100	QPSK	135	0		19.00		20.2	0.0
100	QPSK	135	69		19.02		20.2	0.0
100	QPSK	135	138		18.95		20.2	0.0
100	QPSK	270	0		18.99			
100	16QAM	1	1		19.00		20.2	0.0
100	64QAM	1	1		18.93		20.2	0.0
100	256QAM	1	1		18.84		20.2	0.0
Channel				633000	633334	633668	Tune-up limit (dBm)	MPR (dB)
Frequency (MHz)				3495	3500.01	3505.02		
90	QPSK	1	1	18.95	18.96	18.85	20.2	0.0
Channel				632668	633334	634000	Tune-up limit (dBm)	MPR (dB)
Frequency (MHz)				3490.02	3500.01	3510		
80	QPSK	1	1	18.91	18.85	18.95	20.2	0.0
Channel				632334	633334	634334	Tune-up limit (dBm)	MPR (dB)
Frequency (MHz)				3485.01	3500.01	3515.01		
70	QPSK	1	1	18.96	18.86	19.02	20.2	0.0
Channel				632000	633334	634668	Tune-up limit (dBm)	MPR (dB)
Frequency (MHz)				3480	3500.01	3520.02		
60	QPSK	1	1	18.90	18.94	18.88	20.2	0.0
Channel				631668	633334	635000	Tune-up limit (dBm)	MPR (dB)
Frequency (MHz)				3475.02	3500.01	3525		
50	QPSK	1	1	18.96	19.05	19.04	20.2	0.0
Channel				631334	633334	635334	Tune-up limit (dBm)	MPR (dB)
Frequency (MHz)				3470.01	3500.01	3530.01		
40	QPSK	1	1	18.97	18.84	19.05	20.2	0.0
Channel				631000	633334	635668	Tune-up limit (dBm)	MPR (dB)
Frequency (MHz)				3465	3500.01	3535.02		
30	QPSK	1	1	18.84	18.85	18.93	20.2	0.0
Channel				630668	633334	636000	Tune-up limit (dBm)	MPR (dB)
Frequency (MHz)				3460.02	3500.01	3540		
20	QPSK	1	1	18.95	18.94	19.04	20.2	0.0

Reduced Power Mode for DSI 2

Ant 0

n2								
BW [MHz]	Modulation	RB Size	RB Offset	Power Low Ch. / Freq.	Power Middle Ch. / Freq.	Power High Ch. / Freq.	Tune-up limit (dBm)	MPR (dB)
Channel				372000	376000	380000		
Frequency (MHz)				1860	1880	1900		
20	PI/2 BPSK	1	1	22.18	22.23	22.15	23.6	0.0
20	PI/2 BPSK	1	53	22.18	22.20	22.15		
20	PI/2 BPSK	1	104	22.05	22.11	21.94		
20	PI/2 BPSK	50	0	22.01	22.14	22.03	23.6	0.0
20	PI/2 BPSK	50	28	22.12	22.16	22.11	23.6	0.0
20	PI/2 BPSK	50	56	22.02	22.10	21.95	23.6	0.0
20	PI/2 BPSK	100	0	22.02	22.12	22.01		
20	QPSK	1	1	22.22	22.26	22.10	23.6	0.0
20	QPSK	1	53	22.15	22.18	22.08		
20	QPSK	1	104	22.09	22.14	22.03		
20	QPSK	50	0	22.08	22.13	21.95	23.6	0.0
20	QPSK	50	28	22.13	22.17	22.12	23.6	0.0
20	QPSK	50	56	22.02	22.14	22.08	23.6	0.0
20	QPSK	100	0	21.99	22.15	21.99		
20	16QAM	1	1	22.10	22.12	22.03	22.6	1.0
20	64QAM	1	1	21.51	21.68	21.59	22.5	1.1
20	256QAM	1	1	19.61	19.75	19.59	20.5	3.1
Channel				371500	376000	380500	Tune-up limit (dBm)	MPR (dB)
Frequency (MHz)				1857.5	1880	1902.5		
15	QPSK	1	1	22.09	22.24	22.02	23.6	0.0
Channel				371000	376000	381000	Tune-up limit (dBm)	MPR (dB)
Frequency (MHz)				1855	1880	1905		
10	QPSK	1	1	22.16	22.14	21.92	23.6	0.0
Channel				370500	376000	381500	Tune-up limit (dBm)	MPR (dB)
Frequency (MHz)				1852.5	1880	1907.5		
5	QPSK	1	1	22.10	22.18	22.06	23.6	0.0

n5								
BW [MHz]	Modulation	RB Size	RB Offset	Power Low Ch. / Freq.	Power Middle Ch. / Freq.	Power High Ch. / Freq.	Tune-up limit (dBm)	MPR (dB)
Channel				166800	167300	167800		
Frequency (MHz)				834	836.5	839		
20	PI/2 BPSK	1	1	23.87	23.96	23.82	25.0	0.0
20	PI/2 BPSK	1	53	23.81	23.89	23.81		
20	PI/2 BPSK	1	104	23.80	23.87	23.81		
20	PI/2 BPSK	50	0	23.03	23.17	23.08	24.5	0.5
20	PI/2 BPSK	50	28	23.76	23.84	23.80	25.0	0.0
20	PI/2 BPSK	50	56	23.33	23.38	23.22	24.5	0.5
20	PI/2 BPSK	100	0	23.13	23.31	23.15		
20	QPSK	1	1	23.91	24.03	23.89	25.0	0.0
20	QPSK	1	53	23.82	23.93	23.91		
20	QPSK	1	104	23.74	23.90	23.76		
20	QPSK	50	0	22.53	22.62	22.53	24.0	1.0
20	QPSK	50	28	23.72	23.88	23.83	25.0	0.0
20	QPSK	50	56	22.89	22.92	22.84	24.0	1.0
20	QPSK	100	0	22.63	22.76	22.66		
20	16QAM	1	1	22.17	22.32	22.16	24.0	1.0
20	64QAM	1	1	20.66	20.82	20.70	22.5	2.5
20	256QAM	1	1	18.94	19.03	19.00	20.5	4.5
Channel				166300	167300	168300	Tune-up limit (dBm)	MPR (dB)
Frequency (MHz)				831.5	836.5	841.5		
15	QPSK	1	1	23.86	23.87	23.82	25.0	0.0
Channel				165800	167300	168800	Tune-up limit (dBm)	MPR (dB)
Frequency (MHz)				829	836.5	844		
10	QPSK	1	1	23.75	23.91	23.85	25.0	0.0
Channel				165300	167300	169300	Tune-up limit (dBm)	MPR (dB)
Frequency (MHz)				826.5	836.5	846.5		
5	QPSK	1	1	23.76	23.94	23.83	25.0	0.0

n7								
BW [MHz]	Modulation	RB Size	RB Offset	Power Low Ch. / Freq.	Power Middle Ch. / Freq.	Power High Ch. / Freq.	Tune-up limit (dBm)	MPR (dB)
Channel				505000	507000	509000		
Frequency (MHz)				2525	2535	2545		
50	PI/2 BPSK	1	1	23.31	23.47	23.44	24.0	0.0
50	PI/2 BPSK	1	135	23.13	23.29	23.24		
50	PI/2 BPSK	1	268	23.24	23.35	23.21		
50	PI/2 BPSK	135	0	22.46	22.62	22.49	23.5	0.5
50	PI/2 BPSK	135	68	23.16	23.30	23.27	24.0	0.0
50	PI/2 BPSK	135	135	22.80	22.91	22.79	23.5	0.5
50	PI/2 BPSK	270	0	22.63	22.78	22.61		
50	QPSK	1	1	23.41	23.54	23.39	24.0	0.0
50	QPSK	1	135	23.18	23.32	23.24		
50	QPSK	1	268	23.33	23.49	23.37		
50	QPSK	135	0	22.07	22.16	22.06	24.0	0.0
50	QPSK	135	68	23.23	23.29	23.21	24.0	0.0
50	QPSK	135	135	22.40	22.44	22.40	24.0	0.0
50	QPSK	270	0	22.16	22.32	22.16		
50	16QAM	1	1	22.09	22.13	22.03	23.0	1.0
50	64QAM	1	1	20.46	20.60	20.54	21.5	2.5
50	256QAM	1	1	18.67	18.76	18.71	19.5	4.5
Channel				504000	507000	510000	Tune-up limit (dBm)	MPR (dB)
Frequency (MHz)				2520	2535	2550		
40	QPSK	1	1	23.26	23.52	23.35	24.0	0.0
Channel				503000	507000	511000	Tune-up limit (dBm)	MPR (dB)
Frequency (MHz)				2515	2535	2555		
30	QPSK	1	1	23.31	23.40	23.28	24.0	0.0
Channel				502500	507000	511500	Tune-up limit (dBm)	MPR (dB)
Frequency (MHz)				2512.5	2535	2557.5		
25	QPSK	1	1	23.37	23.39	23.29	24.0	0.0
Channel				502000	507000	512000	Tune-up limit (dBm)	MPR (dB)
Frequency (MHz)				2510	2535	2560		
20	QPSK	1	1	23.35	23.38	23.35	24.0	0.0
Channel				501500	507000	512500	Tune-up limit (dBm)	MPR (dB)
Frequency (MHz)				2507.5	2535	2562.5		
15	QPSK	1	1	23.30	23.43	23.36	24.0	0.0
Channel				501000	507000	513000	Tune-up limit (dBm)	MPR (dB)
Frequency (MHz)				2505	2535	2565		
10	QPSK	1	1	23.33	23.36	23.28	24.0	0.0
Channel				500500	507000	513500	Tune-up limit (dBm)	MPR (dB)
Frequency (MHz)				2502.5	2535	2567.5		
5	QPSK	1	1	23.31	23.48	23.37	24.0	0.0

n66								
BW [MHz]	Modulation	RB Size	RB Offset	Power Low Ch. / Freq.	Power Middle Ch. / Freq.	Power High Ch. / Freq.	Tune-up limit (dBm)	MPR (dB)
Channel				345000	349000	353000		
Frequency (MHz)				1725	1745	1765		
30	PI/2 BPSK	1	1	23.24	23.29	23.17	24.1	0.0
30	PI/2 BPSK	1	80	23.34	23.36	23.25		
30	PI/2 BPSK	1	158	23.13	23.25	23.22		
30	PI/2 BPSK	80	0	23.16	23.28	23.14	24.1	0.0
30	PI/2 BPSK	80	40	23.05	23.20	23.04	24.1	0.0
30	PI/2 BPSK	80	80	23.20	23.34	23.24	24.1	0.0
30	PI/2 BPSK	160	0	23.12	23.27	23.10		
30	QPSK	1	1	23.32	23.42	23.38	24.1	0.0
30	QPSK	1	80	23.36	23.40	23.28		
30	QPSK	1	158	23.16	23.32	23.27		
30	QPSK	80	0	23.13	23.29	23.23	24.0	0.1
30	QPSK	80	40	23.37	23.41	23.29	24.1	0.0
30	QPSK	80	80	23.19	23.35	23.22	24.0	0.1
30	QPSK	160	0	23.27	23.39	23.24		
30	16QAM	1	1	23.21	23.31	23.20	24.0	0.1
30	64QAM	1	1	21.60	21.78	21.65	22.5	1.6
30	256QAM	1	1	19.60	19.77	19.75	20.5	3.6
Channel				344000	349000	354000	Tune-up limit (dBm)	MPR (dB)
Frequency (MHz)				1720	1745	1770		
20	PI/2 BPSK	1	1	23.21	23.29	23.23	24.1	0.0
Channel				343500	349000	354500	Tune-up limit (dBm)	MPR (dB)
Frequency (MHz)				1717.5	1745	1772.5		
15	QPSK	1	1	23.21	23.27	23.21	24.1	0.0
Channel				343000	349000	355000	Tune-up limit (dBm)	MPR (dB)
Frequency (MHz)				1715	1745	1775		
10	QPSK	1	1	23.20	23.38	23.23	24.1	0.0
Channel				342500	349000	355500	Tune-up limit (dBm)	MPR (dB)
Frequency (MHz)				1712.5	1745	1777.5		
5	QPSK	1	1	23.21	23.34	23.33	24.1	0.0

n38								
BW [MHz]	Modulation	RB Size	RB Offset	Power Low Ch. / Freq.	Power Middle Ch. / Freq.	Power High Ch. / Freq.	Tune-up limit (dBm)	MPR (dB)
Channel				518004	519000	519996		
Frequency (MHz)				2590.02	2595	2599.98		
40	PI/2 BPSK	1	1	21.44	21.59	21.56	22.6	0.0
40	PI/2 BPSK	1	53	21.39	21.51	21.39		
40	PI/2 BPSK	1	104	21.49	21.53	21.38		
40	PI/2 BPSK	50	0	21.46	21.57	21.45	22.6	0.0
40	PI/2 BPSK	50	28	21.26	21.44	21.27	22.6	0.0
40	PI/2 BPSK	50	56	21.47	21.58	21.42	22.6	0.0
40	PI/2 BPSK	100	0	21.40	21.49	21.46		
40	QPSK	1	1	21.54	21.62	21.57	22.6	0.0
40	QPSK	1	53	21.34	21.48	21.46		
40	QPSK	1	104	21.41	21.46	21.33		
40	QPSK	50	0	21.36	21.53	21.41	22.6	0.0
40	QPSK	50	28	21.45	21.56	21.39	22.6	0.0
40	QPSK	50	56	21.44	21.49	21.31	22.6	0.0
40	QPSK	100	0	21.45	21.52	21.48		
40	16QAM	1	1	21.47	21.60	21.52	22.6	0.0
40	64QAM	1	1	20.45	20.56	20.52	21.5	1.1
40	256QAM	1	1	18.54	18.64	18.54	19.5	3.1
Channel				517002	519000	520998	Tune-up limit (dBm)	MPR (dB)
Frequency (MHz)				2585.01	2595	2604.99		
30	QPSK	1	1	21.42	21.59	21.54	22.6	0.0
Channel				516000	519000	522000	Tune-up limit (dBm)	MPR (dB)
Frequency (MHz)				2580	2595	2610		
20	PI/2 BPSK	1	1	21.50	21.52	21.53	22.6	0.0

Ant 1

n41_FCC								
BW [MHz]	Modulation	RB Size	RB Offset	Power Low Ch. / Freq.	Power Middle Ch. / Freq.	Power High Ch. / Freq.	Tune-up limit (dBm)	MPR (dB)
Channel				509202	518598	528000		
Frequency (MHz)				2546.01	2592.99	2640		
100	PI/2 BPSK	1	1	14.24	14.41	14.28	15.5	0.0
100	PI/2 BPSK	1	137	14.17	14.38	14.18		
100	PI/2 BPSK	1	271	14.30	14.29	14.11		
100	PI/2 BPSK	135	0	14.20	14.37	14.35	15.5	0.0
100	PI/2 BPSK	135	69	14.11	14.30	14.15	15.5	0.0
100	PI/2 BPSK	135	138	14.37	14.44	14.45	15.5	0.0
100	PI/2 BPSK	270	0	14.34	14.42	14.44		
100	QPSK	1	1	14.27	14.46	14.31	15.5	0.0
100	QPSK	1	137	14.20	14.32	14.13		
100	QPSK	1	271	14.23	14.38	14.39		
100	QPSK	135	0	14.36	14.35	14.22	15.5	0.0
100	QPSK	135	69	14.22	14.44	14.33	15.5	0.0
100	QPSK	135	138	14.17	14.26	14.25	15.5	0.0
100	QPSK	270	0	14.28	14.45	14.24		
100	16QAM	1	1	14.21	14.38	14.23	15.5	0.0
100	64QAM	1	1	14.28	14.27	14.25	15.5	0.0
100	256QAM	1	1	14.12	14.28	14.16	15.5	0.0
Channel				508200	518598	528996	Tune-up limit (dBm)	MPR (dB)
Frequency (MHz)				2541	2592.99	2644.98		
90	QPSK	1	1	14.24	14.35	14.17	15.5	0.0
Channel				507204	518598	529998	Tune-up limit (dBm)	MPR (dB)
Frequency (MHz)				2536.02	2592.99	2649.99		
80	QPSK	1	1	14.17	14.30	14.17	15.5	0.0
Channel				506202	518598	531000	Tune-up limit (dBm)	MPR (dB)
Frequency (MHz)				2531.01	2592.99	2655		
70	QPSK	1	1	14.11	14.42	14.26	15.5	0.0
Channel				505200	518598	531996	Tune-up limit (dBm)	MPR (dB)
Frequency (MHz)				2526	2592.99	2659.98		
60	QPSK	1	1	14.10	14.45	14.31	15.5	0.0
Channel				504204	518598	532998	Tune-up limit (dBm)	MPR (dB)
Frequency (MHz)				2521.02	2592.99	2664.99		
50	QPSK	1	1	14.14	14.43	14.31	15.5	0.0
Channel				503202	518598	534000	Tune-up limit (dBm)	MPR (dB)
Frequency (MHz)				2516.01	2592.99	2670		
40	QPSK	1	1	14.16	14.36	14.16	15.5	0.0
Channel				502200	518598	534996	Tune-up limit (dBm)	MPR (dB)
Frequency (MHz)				2511	2592.99	2674.98		
30	QPSK	1	1	14.16	14.41	14.26	15.5	0.0
Channel				501204	518598	535998	Tune-up limit (dBm)	MPR (dB)
Frequency (MHz)				2506.02	2592.99	2679.99		
20	QPSK	1	1	14.16	14.32	14.18	15.5	0.0

Par27O n77_FCC								
BW [MHz]	Modulation	RB Size	RB Offset	Power Low Ch. / Freq.	Power Middle Ch. / Freq.	Power High Ch. / Freq.	Tune-up limit (dBm)	MPR (dB)
Channel				650000	656000	662000		
Frequency (MHz)				3750	3840	3930		
100	PI/2 BPSK	1	1	14.70	14.81	14.82	15.3	0.0
100	PI/2 BPSK	1	137	14.54	14.72	14.68		
100	PI/2 BPSK	1	271	14.67	14.69	14.65		
100	PI/2 BPSK	135	0	14.60	14.79	14.72	15.3	0.0
100	PI/2 BPSK	135	69	14.55	14.62	14.52	15.3	0.0
100	PI/2 BPSK	135	138	14.68	14.73	14.61	15.3	0.0
100	PI/2 BPSK	270	0	14.57	14.66	14.54		
100	QPSK	1	1	14.66	14.83	14.71	15.3	0.0
100	QPSK	1	137	14.58	14.75	14.66		
100	QPSK	1	271	14.52	14.61	14.54		
100	QPSK	135	0	14.54	14.62	14.45	15.3	0.0
100	QPSK	135	69	14.65	14.81	14.74	15.3	0.0
100	QPSK	135	138	13.73	13.73	13.64	15.3	0.0
100	QPSK	270	0	14.75	14.82	14.70		
100	16QAM	1	1	14.79	14.80	14.73	15.3	0.0
100	64QAM	1	1	14.64	14.62	14.54	15.3	0.0
100	256QAM	1	1	14.72	14.71	14.63	15.3	0.0
Channel				649334	656000	662668	Tune-up limit (dBm)	MPR (dB)
Frequency (MHz)				3740.01	3840	3940.02		
80	QPSK	1	1	14.59	14.68	14.63	15.3	0.0
Channel				648668	656000	663334	Tune-up limit (dBm)	MPR (dB)
Frequency (MHz)				3730.02	3840	3950.01		
60	QPSK	1	1	14.67	14.72	14.70	15.3	0.0
Channel				648000	656000	664000	Tune-up limit (dBm)	MPR (dB)
Frequency (MHz)				3720	3840	3960		
40	QPSK	1	1	14.62	14.82	14.65	15.3	0.0
Channel				647668	656000	664334	Tune-up limit (dBm)	MPR (dB)
Frequency (MHz)				3715.02	3840	3965.01		
30	QPSK	1	1	14.59	14.63	14.53	15.3	0.0
Channel				647334	656000	664668	Tune-up limit (dBm)	MPR (dB)
Frequency (MHz)				3710.01	3840	3970.02		
20	QPSK	1	1	14.60	14.70	14.63	15.3	0.0

Part27Q n77_FCC								
BW [MHz]	Modulation	RB Size	RB Offset	Power Low Ch. / Freq.	Power Middle Ch. / Freq.	Power High Ch. / Freq.	Tune-up limit (dBm)	MPR (dB)
Channel					633334			
Frequency (MHz)					3500.01			
100	PI/2 BPSK	1	1		14.65		15.3	0.0
100	PI/2 BPSK	1	137		14.68			
100	PI/2 BPSK	1	271		14.71			
100	PI/2 BPSK	135	0		14.65		15.3	0.0
100	PI/2 BPSK	135	69		14.70		15.3	0.0
100	PI/2 BPSK	135	138		14.66		15.3	0.0
100	PI/2 BPSK	270	0		14.64			
100	QPSK	1	1		14.73		15.3	0.0
100	QPSK	1	137		14.66			
100	QPSK	1	271		14.64			
100	QPSK	135	0		14.67		15.3	0.0
100	QPSK	135	69		14.70		15.3	0.0
100	QPSK	135	138		14.61		15.3	0.0
100	QPSK	270	0		14.66			
100	16QAM	1	1		14.52		15.3	0.0
100	64QAM	1	1		14.69		15.3	0.0
100	256QAM	1	1		14.48		15.3	0.0
Channel				632668	633334	634000	Tune-up limit (dBm)	MPR (dB)
Frequency (MHz)				3490.02	3500.01	3510		
80	QPSK	1	1	14.70	14.61	14.60	15.3	0.0
Channel				632000	633334	634668	Tune-up limit (dBm)	MPR (dB)
Frequency (MHz)				3480	3500.01	3520.02		
60	QPSK	1	1	14.72	14.68	14.63	15.3	0.0
Channel				631334	633334	635334	Tune-up limit (dBm)	MPR (dB)
Frequency (MHz)				3470.01	3500.01	3530.01		
40	QPSK	1	1	14.68	14.56	14.58	15.3	0.0
Channel				631000	633334	635668	Tune-up limit (dBm)	MPR (dB)
Frequency (MHz)				3465	3500.01	3535.02		
30	QPSK	1	1	14.63	14.71	14.68	15.3	0.0
Channel				630668	633334	636000	Tune-up limit (dBm)	MPR (dB)
Frequency (MHz)				3460.02	3500.01	3540		
20	QPSK	1	1	14.57	14.71	14.58	15.3	0.0

Part27O n78_FCC								
BW [MHz]	Modulation	RB Size	RB Offset	Power Low Ch. / Freq.	Power Middle Ch. / Freq.	Power High Ch. / Freq.	Tune-up limit (dBm)	MPR (dB)
Channel				650000	650000	650000		
Frequency (MHz)				3750	3750	3750		
100	PI/2 BPSK	1	1		14.62		15.3	0.0
100	PI/2 BPSK	1	137		14.57			
100	PI/2 BPSK	1	271		14.50			
100	PI/2 BPSK	135	0		14.60		15.3	0.0
100	PI/2 BPSK	135	69		14.61		15.3	0.0
100	PI/2 BPSK	135	138		14.46		15.3	0.0
100	PI/2 BPSK	270	0		14.47			
100	QPSK	1	1		14.66		15.3	0.0
100	QPSK	1	137		14.63			
100	QPSK	1	271		14.61			
100	QPSK	135	0		14.61		15.3	0.0
100	QPSK	135	69		14.64		15.3	0.0
100	QPSK	135	138		14.58		15.3	0.0
100	QPSK	270	0		14.55			
100	16QAM	1	1		14.48		15.3	0.0
100	64QAM	1	1		14.56		15.3	0.0
100	256QAM	1	1		14.55		15.3	0.0
Channel				649668	650000	650334	Tune-up limit (dBm)	MPR (dB)
Frequency (MHz)				3745.02	3750	3755.01		
90	QPSK	1	1	14.44	14.64	14.60	15.3	0.0
Channel				649334	650000	650668	Tune-up limit (dBm)	MPR (dB)
Frequency (MHz)				3740.01	3750	3760.02		
80	QPSK	1	1	14.53	14.61	14.62	15.3	0.0
Channel				649000	650000	651000	Tune-up limit (dBm)	MPR (dB)
Frequency (MHz)				3735	3750	3765		
70	QPSK	1	1	14.52	14.63	14.60	15.3	0.0
Channel				648668	650000	651334	Tune-up limit (dBm)	MPR (dB)
Frequency (MHz)				3730.02	3750	3770.01		
60	QPSK	1	1	14.55	14.62	14.56	15.3	0.0
Channel				648334	650000	651668	Tune-up limit (dBm)	MPR (dB)
Frequency (MHz)				3725.01	3750	3775.02		
50	QPSK	1	1	14.65	14.61	14.59	15.3	0.0
Channel				648000	650000	652000	Tune-up limit (dBm)	MPR (dB)
Frequency (MHz)				3720	3750	3780		
40	QPSK	1	1	14.62	14.48	14.44	15.3	0.0
Channel				647668	650000	652334	Tune-up limit (dBm)	MPR (dB)
Frequency (MHz)				3715.02	3750	3785.01		
30	QPSK	1	1	14.62	14.49	14.52	15.3	0.0
Channel				647334	650000	652668	Tune-up limit (dBm)	MPR (dB)
Frequency (MHz)				3710.01	3750	3790.02		
20	QPSK	1	1	14.61	14.50	14.57	15.3	0.0

Part27Q 78_FCC								
BW [MHz]	Modulation	RB Size	RB Offset	Power Low Ch. / Freq.	Power Middle Ch. / Freq.	Power High Ch. / Freq.	Tune-up limit (dBm)	MPR (dB)
Channel					633334			
Frequency (MHz)					3500.01			
100	PI/2 BPSK	1	1		14.50		15.3	0.0
100	PI/2 BPSK	1	137		14.53			
100	PI/2 BPSK	1	271		14.41			
100	PI/2 BPSK	135	0		14.47		15.3	0.0
100	PI/2 BPSK	135	69		14.53		15.3	0.0
100	PI/2 BPSK	135	138		14.43		15.3	0.0
100	PI/2 BPSK	270	0		14.42			
100	QPSK	1	1		14.58		15.3	0.0
100	QPSK	1	137		14.40			
100	QPSK	1	271		14.40			
100	QPSK	135	0		14.51		15.3	0.0
100	QPSK	135	69		14.55		15.3	0.0
100	QPSK	135	138		14.43		15.3	0.0
100	QPSK	270	0		14.41			
100	16QAM	1	1		14.40		15.3	0.0
100	64QAM	1	1		14.47		15.3	0.0
100	256QAM	1	1		14.48		15.3	0.0
Channel				633000	633334	633668	Tune-up limit (dBm)	MPR (dB)
Frequency (MHz)				3495	3500.01	3505.02		
90	QPSK	1	1	14.48	14.46	14.48	15.3	0.0
Channel				632668	633334	634000	Tune-up limit (dBm)	MPR (dB)
Frequency (MHz)				3490.02	3500.01	3510		
80	QPSK	1	1	14.38	14.38	14.51	15.3	0.0
Channel				632334	633334	634334	Tune-up limit (dBm)	MPR (dB)
Frequency (MHz)				3485.01	3500.01	3515.01		
70	QPSK	1	1	14.57	14.54	14.43	15.3	0.0
Channel				632000	633334	634668	Tune-up limit (dBm)	MPR (dB)
Frequency (MHz)				3480	3500.01	3520.02		
60	QPSK	1	1	14.48	14.38	14.40	15.3	0.0
Channel				631668	633334	635000	Tune-up limit (dBm)	MPR (dB)
Frequency (MHz)				3475.02	3500.01	3525		
50	QPSK	1	1	14.45	14.57	14.47	15.3	0.0
Channel				631334	633334	635334	Tune-up limit (dBm)	MPR (dB)
Frequency (MHz)				3470.01	3500.01	3530.01		
40	QPSK	1	1	14.37	14.49	14.51	15.3	0.0
Channel				631000	633334	635668	Tune-up limit (dBm)	MPR (dB)
Frequency (MHz)				3465	3500.01	3535.02		
30	QPSK	1	1	14.43	14.39	14.52	15.3	0.0
Channel				630668	633334	636000	Tune-up limit (dBm)	MPR (dB)
Frequency (MHz)				3460.02	3500.01	3540		
20	QPSK	1	1	14.43	14.39	14.52	15.3	0.0

Ant 2

n7								
BW [MHz]	Modulation	RB Size	RB Offset	Power Low Ch. / Freq.	Power Middle Ch. / Freq.	Power High Ch. / Freq.	Tune-up limit (dBm)	MPR (dB)
Channel				505000	507000	509000		
Frequency (MHz)				2525	2535	2545		
50	PI/2 BPSK	1	1	22.72	22.78	22.64	23.5	0.0
50	PI/2 BPSK	1	135	22.62	22.75	22.69		
50	PI/2 BPSK	1	268	22.68	22.74	22.63		
50	PI/2 BPSK	135	0	22.05	22.21	22.15	23.5	0.0
50	PI/2 BPSK	135	68	22.52	22.69	22.60	23.5	0.0
50	PI/2 BPSK	135	135	22.17	22.29	22.21	23.5	0.0
50	PI/2 BPSK	270	0	22.11	22.17	22.05		
50	QPSK	1	1	22.81	22.82	22.78	23.5	0.0
50	QPSK	1	135	22.62	22.79	22.76		
50	QPSK	1	268	22.56	22.72	22.65		
50	QPSK	135	0	21.61	21.65	21.50	22.5	1.0
50	QPSK	135	68	22.66	22.72	22.58	23.5	0.0
50	QPSK	135	135	21.56	21.69	21.55	22.5	1.0
50	QPSK	270	0	21.64	21.77	21.69		
50	16QAM	1	1	21.88	21.97	21.89	23.0	0.5
50	64QAM	1	1	20.25	20.39	20.35	21.5	2.0
50	256QAM	1	1	18.35	18.41	18.29	19.5	4.0
Channel				504000	507000	510000	Tune-up limit (dBm)	MPR (dB)
Frequency (MHz)				2520	2535	2550		
40	QPSK	1	1	22.67	22.72	22.70	23.5	0.0
Channel				503000	507000	511000	Tune-up limit (dBm)	MPR (dB)
Frequency (MHz)				2515	2535	2555		
30	QPSK	1	1	22.64	22.67	22.63	23.5	0.0
Channel				502500	507000	511500	Tune-up limit (dBm)	MPR (dB)
Frequency (MHz)				2512.5	2535	2557.5		
25	QPSK	1	1	22.71	22.69	22.68	23.5	0.0
Channel				502000	507000	512000	Tune-up limit (dBm)	MPR (dB)
Frequency (MHz)				2510	2535	2560		
20	QPSK	1	1	22.78	22.69	22.66	23.5	0.0
Channel				501500	507000	512500	Tune-up limit (dBm)	MPR (dB)
Frequency (MHz)				2507.5	2535	2562.5		
15	QPSK	1	1	22.66	22.76	22.68	23.5	0.0
Channel				501000	507000	513000	Tune-up limit (dBm)	MPR (dB)
Frequency (MHz)				2505	2535	2565		
10	QPSK	1	1	22.69	22.67	22.68	23.5	0.0
Channel				500500	507000	513500	Tune-up limit (dBm)	MPR (dB)
Frequency (MHz)				2502.5	2535	2567.5		
5	QPSK	1	1	22.65	22.66	22.63	23.5	0.0

n41_FCC								
BW [MHz]	Modulation	RB Size	RB Offset	Power Low Ch. / Freq.	Power Middle Ch. / Freq.	Power High Ch. / Freq.	Tune-up limit (dBm)	MPR (dB)
Channel				509202	518598	528000		
Frequency (MHz)				2546.01	2592.99	2640		
100	PI/2 BPSK	1	1	22.37	22.49	22.45	24.0	0.0
100	PI/2 BPSK	1	137	22.38	22.45	22.42		
100	PI/2 BPSK	1	271	22.50	22.53	22.49		
100	PI/2 BPSK	135	0	22.34	22.48	22.42	24.0	0.0
100	PI/2 BPSK	135	69	22.26	22.40	22.36	24.0	0.0
100	PI/2 BPSK	135	138	22.24	22.35	22.18	24.0	0.0
100	PI/2 BPSK	270	0	22.39	22.41	22.27		
100	QPSK	1	1	22.63	22.68	22.59	24.0	0.0
100	QPSK	1	137	22.44	22.50	22.33		
100	QPSK	1	271	22.53	22.57	22.51		
100	QPSK	135	0	22.21	22.34	22.24	24.0	0.0
100	QPSK	135	69	22.25	22.43	22.26	24.0	0.0
100	QPSK	135	138	22.35	22.38	22.30	24.0	0.0
100	QPSK	270	0	22.38	22.49	22.35		
100	16QAM	1	1	22.24	22.40	22.33	24.0	0.0
100	64QAM	1	1	22.17	22.32	22.15	24.0	0.0
100	256QAM	1	1	21.56	21.62	21.54	22.5	1.5
Channel				508200	518598	528996	Tune-up limit (dBm)	MPR (dB)
Frequency (MHz)				2541	2592.99	2644.98		
90	QPSK	1	1	22.58	22.63	22.45	24.0	0.0
Channel				507204	518598	529998	Tune-up limit (dBm)	MPR (dB)
Frequency (MHz)				2536.02	2592.99	2649.99		
80	QPSK	1	1	22.61	22.61	22.44	24.0	0.0
Channel				506202	518598	531000	Tune-up limit (dBm)	MPR (dB)
Frequency (MHz)				2531.01	2592.99	2655		
70	QPSK	1	1	22.59	22.56	22.49	24.0	0.0
Channel				505200	518598	531996	Tune-up limit (dBm)	MPR (dB)
Frequency (MHz)				2526	2592.99	2659.98		
60	QPSK	1	1	22.55	22.61	22.50	24.0	0.0
Channel				504204	518598	532998	Tune-up limit (dBm)	MPR (dB)
Frequency (MHz)				2521.02	2592.99	2664.99		
50	QPSK	1	1	22.58	22.51	22.56	24.0	0.0
Channel				503202	518598	534000	Tune-up limit (dBm)	MPR (dB)
Frequency (MHz)				2516.01	2592.99	2670		
40	QPSK	1	1	22.46	22.52	22.47	24.0	0.0
Channel				502200	518598	534996	Tune-up limit (dBm)	MPR (dB)
Frequency (MHz)				2511	2592.99	2674.98		
30	QPSK	1	1	22.61	22.52	22.47	24.0	0.0
Channel				501204	518598	535998	Tune-up limit (dBm)	MPR (dB)
Frequency (MHz)				2506.02	2592.99	2679.99		
20	QPSK	1	1	22.59	22.61	22.44	24.0	0.0

n41_FCC PC2								
BW [MHz]	Modulation	RB Size	RB Offset	Power Low Ch. / Freq.	Power Middle Ch. / Freq.	Power High Ch. / Freq.	Tune-up limit (dBm)	MPR (dB)
Channel				509202	518598	528000		
Frequency (MHz)				2546.01	2592.99	2640		
100	PI/2 BPSK	1	1	23.58	23.70	23.59	24.5	0.0
100	PI/2 BPSK	1	137	23.54	23.62	23.57		
100	PI/2 BPSK	1	271	23.52	23.66	23.63		
100	PI/2 BPSK	135	0	23.49	23.57	23.45	24.5	0.0
100	PI/2 BPSK	135	69	23.50	23.63	23.54	24.5	0.0
100	PI/2 BPSK	135	138	23.49	23.58	23.45	24.5	0.0
100	PI/2 BPSK	270	0	23.49	23.64	23.57		
100	QPSK	1	1	23.58	23.72	23.66	24.5	0.0
100	QPSK	1	137	23.62	23.66	23.58		
100	QPSK	1	271	23.50	23.61	23.51		
100	QPSK	135	0	23.54	23.60	23.54	24.5	0.0
100	QPSK	135	69	23.59	23.63	23.50	24.5	0.0
100	QPSK	135	138	23.53	23.56	23.52	24.5	0.0
100	QPSK	270	0	23.53	23.62	23.50		
100	16QAM	1	1	23.51	23.64	23.60	24.5	0.0
100	64QAM	1	1	23.20	23.26	23.22	24.5	0.0
100	256QAM	1	1	21.26	21.33	21.27	22.5	2.0
Channel				508200	518598	528996	Tune-up limit (dBm)	MPR (dB)
Frequency (MHz)				2541	2592.99	2644.98		
90	QPSK	1	1	23.44	23.67	23.60	24.5	0.0
Channel				507204	518598	529998	Tune-up limit (dBm)	MPR (dB)
Frequency (MHz)				2536.02	2592.99	2649.99		
80	QPSK	1	1	23.51	23.61	23.55	24.5	0.0
Channel				506202	518598	531000	Tune-up limit (dBm)	MPR (dB)
Frequency (MHz)				2531.01	2592.99	2655		
70	QPSK	1	1	23.50	23.61	23.58	24.5	0.0
Channel				505200	518598	531996	Tune-up limit (dBm)	MPR (dB)
Frequency (MHz)				2526	2592.99	2659.98		
60	QPSK	1	1	23.46	23.58	23.54	24.5	0.0
Channel				504204	518598	532998	Tune-up limit (dBm)	MPR (dB)
Frequency (MHz)				2521.02	2592.99	2664.99		
50	QPSK	1	1	23.44	23.68	23.58	24.5	0.0
Channel				503202	518598	534000	Tune-up limit (dBm)	MPR (dB)
Frequency (MHz)				2516.01	2592.99	2670		
40	QPSK	1	1	23.54	23.62	23.60	24.5	0.0
Channel				502200	518598	534996	Tune-up limit (dBm)	MPR (dB)
Frequency (MHz)				2511	2592.99	2674.98		
30	QPSK	1	1	23.49	23.66	23.58	24.5	0.0
Channel				501204	518598	535998	Tune-up limit (dBm)	MPR (dB)
Frequency (MHz)				2506.02	2592.99	2679.99		
20	QPSK	1	1	23.45	23.57	23.59	24.5	0.0

Ant 3

Par27O n77_FCC								
BW [MHz]	Modulation	RB Size	RB Offset	Power Low Ch. / Freq.	Power Middle Ch. / Freq.	Power High Ch. / Freq.	Tune-up limit (dBm)	MPR (dB)
Channel				650000	656000	662000		
Frequency (MHz)				3750	3840	3930		
100	PI/2 BPSK	1	1	22.65	22.82	22.70	24.0	0.0
100	PI/2 BPSK	1	137	22.91	22.97	22.89		
100	PI/2 BPSK	1	271	22.76	22.85	22.70		
100	PI/2 BPSK	135	0	22.35	22.42	22.25	23.5	0.5
100	PI/2 BPSK	135	69	22.86	22.98	22.86	24.0	0.0
100	PI/2 BPSK	135	138	22.35	22.40	22.32	23.5	0.5
100	PI/2 BPSK	270	0	22.35	22.46	22.31		
100	QPSK	1	1	22.96	23.04	22.89	24.0	0.0
100	QPSK	1	137	22.74	22.89	22.87		
100	QPSK	1	271	22.75	22.82	22.74		
100	QPSK	135	0	21.78	21.91	21.89	23.0	1.0
100	QPSK	135	69	22.95	23.01	22.98	24.0	0.0
100	QPSK	135	138	21.88	21.93	21.77	23.0	1.0
100	QPSK	270	0	21.63	21.81	21.78		
100	16QAM	1	1	21.87	21.98	21.90	23.0	1.0
100	64QAM	1	1	20.00	20.04	20.00	21.5	2.5
100	256QAM	1	1	18.02	18.06	18.03	19.5	4.5
Channel				649334	656000	662668	Tune-up limit (dBm)	MPR (dB)
Frequency (MHz)				3740.01	3840	3940.02		
80	QPSK	1	1	22.94	22.98	22.72	24.0	0.0
Channel				648668	656000	663334	Tune-up limit (dBm)	MPR (dB)
Frequency (MHz)				3730.02	3840	3950.01		
60	QPSK	1	1	22.91	22.93	22.74	24.0	0.0
Channel				648000	656000	664000	Tune-up limit (dBm)	MPR (dB)
Frequency (MHz)				3720	3840	3960		
40	QPSK	1	1	22.89	22.97	22.77	24.0	0.0
Channel				647668	656000	664334	Tune-up limit (dBm)	MPR (dB)
Frequency (MHz)				3715.02	3840	3965.01		
30	QPSK	1	1	22.78	22.87	22.76	24.0	0.0
Channel				647334	656000	664668	Tune-up limit (dBm)	MPR (dB)
Frequency (MHz)				3710.01	3840	3970.02		
20	QPSK	1	1	22.87	22.92	22.72	24.0	0.0

Par27O n77_FCC PC2								
BW [MHz]	Modulation	RB Size	RB Offset	Power Low Ch. / Freq.	Power Middle Ch. / Freq.	Power High Ch. / Freq.	Tune-up limit (dBm)	MPR (dB)
Channel				650000	656000	662000		
Frequency (MHz)				3750	3840	3930		
100	PI/2 BPSK	1	1	25.83	25.92	25.89	27.0	0.0
100	PI/2 BPSK	1	137	25.91	26.04	25.87		
100	PI/2 BPSK	1	271	26.01	26.06	25.91		
100	PI/2 BPSK	135	0	25.60	25.62	25.59	26.5	0.5
100	PI/2 BPSK	135	69	25.94	26.08	25.91	27.0	0.0
100	PI/2 BPSK	135	138	25.58	25.61	25.56	26.5	0.5
100	PI/2 BPSK	270	0	25.41	25.59	25.41		
100	QPSK	1	1	26.02	26.13	26.06	27.0	0.0
100	QPSK	1	137	25.99	26.08	25.91		
100	QPSK	1	271	25.87	26.05	25.97		
100	QPSK	135	0	24.99	25.08	24.97	26.0	1.0
100	QPSK	135	69	25.95	26.11	26.06	27.0	0.0
100	QPSK	135	138	25.00	25.07	25.01	26.0	1.0
100	QPSK	270	0	25.03	25.09	24.97		
100	16QAM	1	1	24.84	24.98	24.93	26.0	1.0
100	64QAM	1	1	23.10	23.15	22.99	24.5	2.5
100	256QAM	1	1	21.13	21.20	21.16	22.5	4.5
Channel				649334	656000	662668	Tune-up limit (dBm)	MPR (dB)
Frequency (MHz)				3740.01	3840	3940.02		
80	QPSK	1	1	25.90	26.01	25.82	27.0	0.0
Channel				648668	656000	663334	Tune-up limit (dBm)	MPR (dB)
Frequency (MHz)				3730.02	3840	3950.01		
60	QPSK	1	1	25.85	25.95	25.93	27.0	0.0
Channel				648000	656000	664000	Tune-up limit (dBm)	MPR (dB)
Frequency (MHz)				3720	3840	3960		
40	QPSK	1	1	25.87	25.98	25.95	27.0	0.0
Channel				647668	656000	664334	Tune-up limit (dBm)	MPR (dB)
Frequency (MHz)				3715.02	3840	3965.01		
30	QPSK	1	1	25.95	26.02	25.89	27.0	0.0
Channel				647334	656000	664668	Tune-up limit (dBm)	MPR (dB)
Frequency (MHz)				3710.01	3840	3970.02		
20	QPSK	1	1	25.88	26.08	25.81	27.0	0.0

Part27Q n77_FCC								
BW [MHz]	Modulation	RB Size	RB Offset	Power Low Ch. / Freq.	Power Middle Ch. / Freq.	Power High Ch. / Freq.	Tune-up limit (dBm)	MPR (dB)
Channel					633334			
Frequency (MHz)					3500.01			
100	PI/2 BPSK	1	1		22.92		24.0	0.0
100	PI/2 BPSK	1	137		23.05			
100	PI/2 BPSK	1	271		23.18			
100	PI/2 BPSK	135	0		22.62		23.5	0.5
100	PI/2 BPSK	135	69		23.19		24.0	0.0
100	PI/2 BPSK	135	138		22.66		23.5	0.5
100	PI/2 BPSK	270	0		22.59			
100	QPSK	1	1		23.23		24.0	0.0
100	QPSK	1	137		23.09			
100	QPSK	1	271		23.00			
100	QPSK	135	0		22.08		23.0	1.0
100	QPSK	135	69		23.14		24.0	0.0
100	QPSK	135	138		22.16		23.0	1.0
100	QPSK	270	0		22.11			
100	16QAM	1	1		21.96		23.0	1.0
100	64QAM	1	1		20.16		21.5	2.5
100	256QAM	1	1		18.23		19.5	4.5
Channel				632668	633334	634000	Tune-up limit (dBm)	MPR (dB)
Frequency (MHz)				3490.02	3500.01	3510		
80	QPSK	1	1	23.12	23.06	23.05	24.0	0.0
Channel				632000	633334	634668	Tune-up limit (dBm)	MPR (dB)
Frequency (MHz)				3480	3500.01	3520.02		
60	QPSK	1	1	23.14	23.21	23.11	24.0	0.0
Channel				631334	633334	635334	Tune-up limit (dBm)	MPR (dB)
Frequency (MHz)				3470.01	3500.01	3530.01		
40	QPSK	1	1	23.08	23.13	23.13	24.0	0.0
Channel				631000	633334	635668	Tune-up limit (dBm)	MPR (dB)
Frequency (MHz)				3465	3500.01	3535.02		
30	QPSK	1	1	23.11	23.18	23.01	24.0	0.0
Channel				630668	633334	636000	Tune-up limit (dBm)	MPR (dB)
Frequency (MHz)				3460.02	3500.01	3540		
20	QPSK	1	1	23.07	23.06	23.15	24.0	0.0

Part27Q n77_FCC PC2								
BW [MHz]	Modulation	RB Size	RB Offset	Power Low Ch. / Freq.	Power Middle Ch. / Freq.	Power High Ch. / Freq.	Tune-up limit (dBm)	MPR (dB)
Channel					633334			
Frequency (MHz)					3500.01			
100	PI/2 BPSK	1	1		25.99		27.0	0.0
100	PI/2 BPSK	1	137		26.16			
100	PI/2 BPSK	1	271		26.23			
100	PI/2 BPSK	135	0		25.58		26.5	0.5
100	PI/2 BPSK	135	69		26.21		27.0	0.0
100	PI/2 BPSK	135	138		25.76		26.5	0.5
100	PI/2 BPSK	270	0		25.71			
100	QPSK	1	1		26.24		27.0	0.0
100	QPSK	1	137		26.21			
100	QPSK	1	271		26.11			
100	QPSK	135	0		25.18		26.0	1.0
100	QPSK	135	69		26.20		27.0	0.0
100	QPSK	135	138		25.21		26.0	1.0
100	QPSK	270	0		25.23			
100	16QAM	1	1		25.06		26.0	1.0
100	64QAM	1	1		23.38		24.5	2.5
100	256QAM	1	1		21.21		22.5	4.5
Channel				632668	633334	634000	Tune-up limit (dBm)	MPR (dB)
Frequency (MHz)				3490.02	3500.01	3510		
80	QPSK	1	1	26.04	26.19	26.18	27.0	0.0
Channel				632000	633334	634668	Tune-up limit (dBm)	MPR (dB)
Frequency (MHz)				3480	3500.01	3520.02		
60	QPSK	1	1	26.08	26.12	26.17	27.0	0.0
Channel				631334	633334	635334	Tune-up limit (dBm)	MPR (dB)
Frequency (MHz)				3470.01	3500.01	3530.01		
40	QPSK	1	1	26.01	26.13	26.16	27.0	0.0
Channel				631000	633334	635668	Tune-up limit (dBm)	MPR (dB)
Frequency (MHz)				3465	3500.01	3535.02		
30	QPSK	1	1	26.16	26.14	26.13	27.0	0.0
Channel				630668	633334	636000	Tune-up limit (dBm)	MPR (dB)
Frequency (MHz)				3460.02	3500.01	3540		
20	QPSK	1	1	26.04	26.11	26.14	27.0	0.0

Part27O n78_FCC								
BW [MHz]	Modulation	RB Size	RB Offset	Power Low Ch. / Freq.	Power Middle Ch. / Freq.	Power High Ch. / Freq.	Tune-up limit (dBm)	MPR (dB)
Channel				650000	650000	650000		
Frequency (MHz)				3750	3750	3750		
100	PI/2 BPSK	1	1		22.84		24.0	0.0
100	PI/2 BPSK	1	137		22.98			
100	PI/2 BPSK	1	271		22.91			
100	PI/2 BPSK	135	0		22.38		23.5	0.5
100	PI/2 BPSK	135	69		22.90		24.0	0.0
100	PI/2 BPSK	135	138		22.26		23.5	0.5
100	PI/2 BPSK	270	0		22.38			
100	QPSK	1	1		22.96		24.0	0.0
100	QPSK	1	137		22.84			
100	QPSK	1	271		22.81			
100	QPSK	135	0		21.86		23.0	1.0
100	QPSK	135	69		22.82		24.0	0.0
100	QPSK	135	138		21.79		23.0	1.0
100	QPSK	270	0		21.82			
100	16QAM	1	1		21.59		23.0	1.0
100	64QAM	1	1		20.36		21.5	2.5
100	256QAM	1	1		18.38		19.5	4.5
Channel				649668	650000	650334	Tune-up limit (dBm)	MPR (dB)
Frequency (MHz)				3745.02	3750	3755.01		
90	QPSK	1	1	22.79	22.92	22.84	24.0	0.0
Channel				649334	650000	650668	Tune-up limit (dBm)	MPR (dB)
Frequency (MHz)				3740.01	3750	3760.02		
80	QPSK	1	1	22.84	22.83	22.86	24.0	0.0
Channel				649000	650000	651000	Tune-up limit (dBm)	MPR (dB)
Frequency (MHz)				3735	3750	3765		
70	QPSK	1	1	22.89	22.93	22.76	24.0	0.0
Channel				648668	650000	651334	Tune-up limit (dBm)	MPR (dB)
Frequency (MHz)				3730.02	3750	3770.01		
60	QPSK	1	1	22.82	22.83	22.79	24.0	0.0
Channel				648334	650000	651668	Tune-up limit (dBm)	MPR (dB)
Frequency (MHz)				3725.01	3750	3775.02		
50	QPSK	1	1	22.79	22.80	22.79	24.0	0.0
Channel				648000	650000	652000	Tune-up limit (dBm)	MPR (dB)
Frequency (MHz)				3720	3750	3780		
40	QPSK	1	1	22.86	22.81	22.80	24.0	0.0
Channel				647668	650000	652334	Tune-up limit (dBm)	MPR (dB)
Frequency (MHz)				3715.02	3750	3785.01		
30	QPSK	1	1	22.76	22.80	22.82	24.0	0.0
Channel				647334	650000	652668	Tune-up limit (dBm)	MPR (dB)
Frequency (MHz)				3710.01	3750	3790.02		
20	QPSK	1	1	22.75	22.88	22.82	24.0	0.0

Part27O n78_FCC PC2								
BW [MHz]	Modulation	RB Size	RB Offset	Power Low Ch. / Freq.	Power Middle Ch. / Freq.	Power High Ch. / Freq.	Tune-up limit (dBm)	MPR (dB)
Channel				650000	650000	650000		
Frequency (MHz)				3750	3750			
100	PI/2 BPSK	1	1		26.05		27.0	0.0
100	PI/2 BPSK	1	137		26.07			
100	PI/2 BPSK	1	271		26.02			
100	PI/2 BPSK	135	0		25.46		26.5	0.5
100	PI/2 BPSK	135	69		25.99		27.0	0.0
100	PI/2 BPSK	135	138		25.50		26.5	0.5
100	PI/2 BPSK	270	0		25.45			
100	QPSK	1	1		26.09		27.0	0.0
100	QPSK	1	137		26.03			
100	QPSK	1	271		25.94			
100	QPSK	135	0		24.98		26.0	1.0
100	QPSK	135	69		26.01		27.0	0.0
100	QPSK	135	138		24.93		26.0	1.0
100	QPSK	270	0		24.97			
100	16QAM	1	1		24.77		26.0	1.0
100	64QAM	1	1		23.61		24.5	2.5
100	256QAM	1	1		21.45		22.5	4.5
Channel				649668	650000	650334	Tune-up limit (dBm)	MPR (dB)
Frequency (MHz)				3745.02	3750	3755.01		
90	QPSK	1	1	25.96	25.93	26.02	27.0	0.0
Channel				649334	650000	650668	Tune-up limit (dBm)	MPR (dB)
Frequency (MHz)				3740.01	3750	3760.02		
80	QPSK	1	1	26.02	26.03	26.00	27.0	0.0
Channel				649000	650000	651000	Tune-up limit (dBm)	MPR (dB)
Frequency (MHz)				3735	3750	3765		
70	QPSK	1	1	25.93	26.04	26.01	27.0	0.0
Channel				648668	650000	651334	Tune-up limit (dBm)	MPR (dB)
Frequency (MHz)				3730.02	3750	3770.01		
60	QPSK	1	1	26.03	25.92	26.05	27.0	0.0
Channel				648334	650000	651668	Tune-up limit (dBm)	MPR (dB)
Frequency (MHz)				3725.01	3750	3775.02		
50	QPSK	1	1	25.96	25.91	26.01	27.0	0.0
Channel				648000	650000	652000	Tune-up limit (dBm)	MPR (dB)
Frequency (MHz)				3720	3750	3780		
40	QPSK	1	1	25.96	25.94	26.05	27.0	0.0
Channel				647668	650000	652334	Tune-up limit (dBm)	MPR (dB)
Frequency (MHz)				3715.02	3750	3785.01		
30	QPSK	1	1	26.04	25.92	25.97	27.0	0.0
Channel				647334	650000	652668	Tune-up limit (dBm)	MPR (dB)
Frequency (MHz)				3710.01	3750	3790.02		
20	QPSK	1	1	25.97	26.06	26.02	27.0	0.0

Part27Q 78_FCC								
BW [MHz]	Modulation	RB Size	RB Offset	Power Low Ch. / Freq.	Power Middle Ch. / Freq.	Power High Ch. / Freq.	Tune-up limit (dBm)	MPR (dB)
Channel					633334			
Frequency (MHz)					3500.01			
100	PI/2 BPSK	1	1		22.96		24.0	0.0
100	PI/2 BPSK	1	137		23.18			
100	PI/2 BPSK	1	271		23.20			
100	PI/2 BPSK	135	0		22.54		23.5	0.5
100	PI/2 BPSK	135	69		23.18		24.0	0.0
100	PI/2 BPSK	135	138		22.66		23.5	0.5
100	PI/2 BPSK	270	0		22.63			
100	QPSK	1	1		23.26		24.0	0.0
100	QPSK	1	137		23.14			
100	QPSK	1	271		23.03			
100	QPSK	135	0		22.06		23.0	1.0
100	QPSK	135	69		23.14		24.0	0.0
100	QPSK	135	138		22.17		23.0	1.0
100	QPSK	270	0		22.09			
100	16QAM	1	1		21.77		23.0	1.0
100	64QAM	1	1		20.59		21.5	2.5
100	256QAM	1	1		18.43		19.5	4.5
Channel				633000	633334	633668	Tune-up limit (dBm)	MPR (dB)
Frequency (MHz)				3495	3500.01	3505.02		
90	QPSK	1	1	23.03	23.13	22.96	24.0	0.0
Channel				632668	633334	634000	Tune-up limit (dBm)	MPR (dB)
Frequency (MHz)				3490.02	3500.01	3510		
80	QPSK	1	1	23.00	23.19	23.00	24.0	0.0
Channel				632334	633334	634334	Tune-up limit (dBm)	MPR (dB)
Frequency (MHz)				3485.01	3500.01	3515.01		
70	QPSK	1	1	23.12	23.09	23.01	24.0	0.0
Channel				632000	633334	634668	Tune-up limit (dBm)	MPR (dB)
Frequency (MHz)				3480	3500.01	3520.02		
60	QPSK	1	1	23.00	23.04	22.93	24.0	0.0
Channel				631668	633334	635000	Tune-up limit (dBm)	MPR (dB)
Frequency (MHz)				3475.02	3500.01	3525		
50	QPSK	1	1	23.03	23.18	22.97	24.0	0.0
Channel				631334	633334	635334	Tune-up limit (dBm)	MPR (dB)
Frequency (MHz)				3470.01	3500.01	3530.01		
40	QPSK	1	1	23.14	23.09	23.08	24.0	0.0
Channel				631000	633334	635668	Tune-up limit (dBm)	MPR (dB)
Frequency (MHz)				3465	3500.01	3535.02		
30	QPSK	1	1	23.00	23.10	22.99	24.0	0.0
Channel				630668	633334	636000	Tune-up limit (dBm)	MPR (dB)
Frequency (MHz)				3460.02	3500.01	3540		
20	QPSK	1	1	23.03	23.15	23.01	24.0	0.0

Part27Q 78_FCC PC2								
BW [MHz]	Modulation	RB Size	RB Offset	Power Low Ch. / Freq.	Power Middle Ch. / Freq.	Power High Ch. / Freq.	Tune-up limit (dBm)	MPR (dB)
Channel					633334			
Frequency (MHz)					3500.01			
100	PI/2 BPSK	1	1		26.19		27.0	0.0
100	PI/2 BPSK	1	137		26.31			
100	PI/2 BPSK	1	271		26.13			
100	PI/2 BPSK	135	0		25.73		26.5	0.5
100	PI/2 BPSK	135	69		26.33		27.0	0.0
100	PI/2 BPSK	135	138		25.81		26.5	0.5
100	PI/2 BPSK	270	0		25.79			
100	QPSK	1	1		26.44		27.0	0.0
100	QPSK	1	137		26.29			
100	QPSK	1	271		26.31			
100	QPSK	135	0		25.29		26.0	1.0
100	QPSK	135	69		26.32		27.0	0.0
100	QPSK	135	138		25.28		26.0	1.0
100	QPSK	270	0		25.30			
100	16QAM	1	1		25.24		26.0	1.0
100	64QAM	1	1		23.54		24.5	2.5
100	256QAM	1	1		21.66		22.5	4.5
Channel				633000	633334	633668	Tune-up limit (dBm)	MPR (dB)
Frequency (MHz)				3495	3500.01	3505.02		
90	QPSK	1	1	26.36	26.29	26.30	27.0	0.0
Channel				632668	633334	634000	Tune-up limit (dBm)	MPR (dB)
Frequency (MHz)				3490.02	3500.01	3510		
80	QPSK	1	1	26.23	26.30	26.15	27.0	0.0
Channel				632334	633334	634334	Tune-up limit (dBm)	MPR (dB)
Frequency (MHz)				3485.01	3500.01	3515.01		
70	QPSK	1	1	26.35	26.25	26.28	27.0	0.0
Channel				632000	633334	634668	Tune-up limit (dBm)	MPR (dB)
Frequency (MHz)				3480	3500.01	3520.02		
60	QPSK	1	1	26.36	26.30	26.29	27.0	0.0
Channel				631668	633334	635000	Tune-up limit (dBm)	MPR (dB)
Frequency (MHz)				3475.02	3500.01	3525		
50	QPSK	1	1	26.32	26.24	26.17	27.0	0.0
Channel				631334	633334	635334	Tune-up limit (dBm)	MPR (dB)
Frequency (MHz)				3470.01	3500.01	3530.01		
40	QPSK	1	1	26.25	26.28	26.30	27.0	0.0
Channel				631000	633334	635668	Tune-up limit (dBm)	MPR (dB)
Frequency (MHz)				3465	3500.01	3535.02		
30	QPSK	1	1	26.29	26.34	26.26	27.0	0.0
Channel				630668	633334	636000	Tune-up limit (dBm)	MPR (dB)
Frequency (MHz)				3460.02	3500.01	3540		
20	QPSK	1	1	26.35	26.34	26.17	27.0	0.0

Ant 4

n41_FCC								
BW [MHz]	Modulation	RB Size	RB Offset	Power Low Ch. / Freq.	Power Middle Ch. / Freq.	Power High Ch. / Freq.	Tune-up limit (dBm)	MPR (dB)
Channel				509202	518598	528000		
Frequency (MHz)				2546.01	2592.99	2640		
100	PI/2 BPSK	1	1	17.83	17.98	17.95	18.6	0.0
100	PI/2 BPSK	1	137	17.85	17.99	17.92		
100	PI/2 BPSK	1	271	17.93	17.97	17.78		
100	PI/2 BPSK	135	0	17.96	17.96	17.82	18.6	0.0
100	PI/2 BPSK	135	69	17.80	17.94	17.85	18.6	0.0
100	PI/2 BPSK	135	138	17.78	18.02	17.86	18.6	0.0
100	PI/2 BPSK	270	0	17.96	18.04	17.96		
100	QPSK	1	1	17.92	18.09	17.93	18.6	0.0
100	QPSK	1	137	17.95	18.08	17.96		
100	QPSK	1	271	17.90	17.92	17.92		
100	QPSK	135	0	17.61	17.88	17.82	18.6	0.0
100	QPSK	135	69	17.97	18.02	18.01	18.6	0.0
100	QPSK	135	138	17.95	18.01	17.87	18.6	0.0
100	QPSK	270	0	17.90	17.96	17.92		
100	16QAM	1	1	17.74	17.87	17.86	18.6	0.0
100	64QAM	1	1	17.71	17.89	17.79	18.6	0.0
100	256QAM	1	1	17.91	17.96	17.85	18.6	0.0
Channel				508200	518598	528996	Tune-up limit (dBm)	MPR (dB)
Frequency (MHz)				2541	2592.99	2644.98		
90	QPSK	1	1	17.96	18.06	17.95	18.6	0.0
Channel				507204	518598	529998	Tune-up limit (dBm)	MPR (dB)
Frequency (MHz)				2536.02	2592.99	2649.99		
80	QPSK	1	1	17.95	18.05	17.89	18.6	0.0
Channel				506202	518598	531000	Tune-up limit (dBm)	MPR (dB)
Frequency (MHz)				2531.01	2592.99	2655		
70	QPSK	1	1	17.84	18.08	17.99	18.6	0.0
Channel				505200	518598	531996	Tune-up limit (dBm)	MPR (dB)
Frequency (MHz)				2526	2592.99	2659.98		
60	QPSK	1	1	17.89	18.03	17.95	18.6	0.0
Channel				504204	518598	532998	Tune-up limit (dBm)	MPR (dB)
Frequency (MHz)				2521.02	2592.99	2664.99		
50	QPSK	1	1	17.98	18.03	17.93	18.6	0.0
Channel				503202	518598	534000	Tune-up limit (dBm)	MPR (dB)
Frequency (MHz)				2516.01	2592.99	2670		
40	QPSK	1	1	17.87	18.02	17.95	18.6	0.0
Channel				502200	518598	534996	Tune-up limit (dBm)	MPR (dB)
Frequency (MHz)				2511	2592.99	2674.98		
30	QPSK	1	1	17.94	18.03	17.86	18.6	0.0
Channel				501204	518598	535998	Tune-up limit (dBm)	MPR (dB)
Frequency (MHz)				2506.02	2592.99	2679.99		
20	QPSK	1	1	18.03	18.08	17.81	18.6	0.0

Par27O n77_FCC								
BW [MHz]	Modulation	RB Size	RB Offset	Power Low Ch. / Freq.	Power Middle Ch. / Freq.	Power High Ch. / Freq.	Tune-up limit (dBm)	MPR (dB)
Channel				650000	656000	662000		
Frequency (MHz)				3750	3840	3930		
100	PI/2 BPSK	1	1	17.08	17.26	17.22	18.2	0.0
100	PI/2 BPSK	1	137	17.05	17.09	17.03		
100	PI/2 BPSK	1	271	17.09	17.22	17.09		
100	PI/2 BPSK	135	0	17.13	17.12	17.03	18.2	0.0
100	PI/2 BPSK	135	69	17.08	17.18	17.00	18.2	0.0
100	PI/2 BPSK	135	138	16.95	17.10	16.94	18.2	0.0
100	PI/2 BPSK	270	0	17.23	17.26	17.06		
100	QPSK	1	1	17.27	17.32	17.23	18.2	0.0
100	QPSK	1	137	17.24	17.23	17.17		
100	QPSK	1	271	17.20	17.20	17.20		
100	QPSK	135	0	16.92	17.08	16.92	18.2	0.0
100	QPSK	135	69	17.06	17.20	17.00	18.2	0.0
100	QPSK	135	138	16.89	17.09	16.88	18.2	0.0
100	QPSK	270	0	17.16	17.27	17.18		
100	16QAM	1	1	17.03	17.23	17.18	18.2	0.0
100	64QAM	1	1	17.21	17.20	17.21	18.2	0.0
100	256QAM	1	1	16.96	17.16	17.07	18.2	0.0
Channel				649334	656000	662668	Tune-up limit (dBm)	MPR (dB)
Frequency (MHz)				3740.01	3840	3940.02		
80	QPSK	1	1	17.10	17.29	17.12	18.2	0.0
Channel				648668	656000	663334	Tune-up limit (dBm)	MPR (dB)
Frequency (MHz)				3730.02	3840	3950.01		
60	QPSK	1	1	17.22	17.34	17.20	18.2	0.0
Channel				648000	656000	664000	Tune-up limit (dBm)	MPR (dB)
Frequency (MHz)				3720	3840	3960		
40	QPSK	1	1	17.05	17.11	17.22	18.2	0.0
Channel				647668	656000	664334	Tune-up limit (dBm)	MPR (dB)
Frequency (MHz)				3715.02	3840	3965.01		
30	QPSK	1	1	17.18	17.13	17.15	18.2	0.0
Channel				647334	656000	664668	Tune-up limit (dBm)	MPR (dB)
Frequency (MHz)				3710.01	3840	3970.02		
20	QPSK	1	1	17.29	17.26	17.17	18.2	0.0

Part27Q n77_FCC								
BW [MHz]	Modulation	RB Size	RB Offset	Power Low Ch. / Freq.	Power Middle Ch. / Freq.	Power High Ch. / Freq.	Tune-up limit (dBm)	MPR (dB)
Channel					633334			
Frequency (MHz)					3500.01			
100	PI/2 BPSK	1	1		16.75		18.2	0.0
100	PI/2 BPSK	1	137		16.67			
100	PI/2 BPSK	1	271		16.65			
100	PI/2 BPSK	135	0		16.73		18.2	0.0
100	PI/2 BPSK	135	69		16.77		18.2	0.0
100	PI/2 BPSK	135	138		16.71		18.2	0.0
100	PI/2 BPSK	270	0		16.63			
100	QPSK	1	1		16.79		18.2	0.0
100	QPSK	1	137		16.75			
100	QPSK	1	271		16.58			
100	QPSK	135	0		16.64		18.2	0.0
100	QPSK	135	69		16.74		18.2	0.0
100	QPSK	135	138		16.58		18.2	0.0
100	QPSK	270	0		16.67			
100	16QAM	1	1		16.71		18.2	0.0
100	64QAM	1	1		16.68		18.2	0.0
100	256QAM	1	1		16.63		18.2	0.0
Channel				632668	633334	634000	Tune-up limit (dBm)	MPR (dB)
Frequency (MHz)				3490.02	3500.01	3510		
80	QPSK	1	1	16.60	16.71	16.69	18.2	0.0
Channel				632000	633334	634668	Tune-up limit (dBm)	MPR (dB)
Frequency (MHz)				3480	3500.01	3520.02		
60	QPSK	1	1	16.61	16.63	16.67	18.2	0.0
Channel				631334	633334	635334	Tune-up limit (dBm)	MPR (dB)
Frequency (MHz)				3470.01	3500.01	3530.01		
40	QPSK	1	1	16.68	16.75	16.77	18.2	0.0
Channel				631000	633334	635668	Tune-up limit (dBm)	MPR (dB)
Frequency (MHz)				3465	3500.01	3535.02		
30	QPSK	1	1	16.78	16.74	16.69	18.2	0.0
Channel				630668	633334	636000	Tune-up limit (dBm)	MPR (dB)
Frequency (MHz)				3460.02	3500.01	3540		
20	QPSK	1	1	16.66	16.74	16.68	18.2	0.0

Part27O n78_FCC								
BW [MHz]	Modulation	RB Size	RB Offset	Power Low Ch. / Freq.	Power Middle Ch. / Freq.	Power High Ch. / Freq.	Tune-up limit (dBm)	MPR (dB)
Channel				650000	650000	650000		
Frequency (MHz)				3750	3750	3750		
100	PI/2 BPSK	1	1		16.81		18.2	0.0
100	PI/2 BPSK	1	137		16.90			
100	PI/2 BPSK	1	271		16.75			
100	PI/2 BPSK	135	0		16.92		18.2	0.0
100	PI/2 BPSK	135	69		16.83		18.2	0.0
100	PI/2 BPSK	135	138		16.80		18.2	0.0
100	PI/2 BPSK	270	0		16.90			
100	QPSK	1	1		16.94		18.2	0.0
100	QPSK	1	137		16.81			
100	QPSK	1	271		16.93			
100	QPSK	135	0		16.88		18.2	0.0
100	QPSK	135	69		16.89		18.2	0.0
100	QPSK	135	138		16.80		18.2	0.0
100	QPSK	270	0		16.86			
100	16QAM	1	1		16.90		18.2	0.0
100	64QAM	1	1		16.81		18.2	0.0
100	256QAM	1	1		16.93		18.2	0.0
Channel				649668	650000	650334	Tune-up limit (dBm)	MPR (dB)
Frequency (MHz)				3745.02	3750	3755.01		
90	QPSK	1	1	16.79	16.73	16.82	18.2	0.0
Channel				649334	650000	650668	Tune-up limit (dBm)	MPR (dB)
Frequency (MHz)				3740.01	3750	3760.02		
80	QPSK	1	1	16.78	16.74	16.92	18.2	0.0
Channel				649000	650000	651000	Tune-up limit (dBm)	MPR (dB)
Frequency (MHz)				3735	3750	3765		
70	QPSK	1	1	16.90	16.91	16.91	18.2	0.0
Channel				648668	650000	651334	Tune-up limit (dBm)	MPR (dB)
Frequency (MHz)				3730.02	3750	3770.01		
60	QPSK	1	1	16.73	16.85	16.85	18.2	0.0
Channel				648334	650000	651668	Tune-up limit (dBm)	MPR (dB)
Frequency (MHz)				3725.01	3750	3775.02		
50	QPSK	1	1	16.89	16.87	16.86	18.2	0.0
Channel				648000	650000	652000	Tune-up limit (dBm)	MPR (dB)
Frequency (MHz)				3720	3750	3780		
40	QPSK	1	1	16.93	16.76	16.73	18.2	0.0
Channel				647668	650000	652334	Tune-up limit (dBm)	MPR (dB)
Frequency (MHz)				3715.02	3750	3785.01		
30	QPSK	1	1	16.85	16.85	16.83	18.2	0.0
Channel				647334	650000	652668	Tune-up limit (dBm)	MPR (dB)
Frequency (MHz)				3710.01	3750	3790.02		
20	QPSK	1	1	16.90	16.92	16.82	18.2	0.0

Part27Q 78_FCC								
BW [MHz]	Modulation	RB Size	RB Offset	Power Low Ch. / Freq.	Power Middle Ch. / Freq.	Power High Ch. / Freq.	Tune-up limit (dBm)	MPR (dB)
Channel					633334			
Frequency (MHz)					3500.01			
100	PI/2 BPSK	1	1		16.84		18.2	0.0
100	PI/2 BPSK	1	137		16.72			
100	PI/2 BPSK	1	271		16.87			
100	PI/2 BPSK	135	0		16.81		18.2	0.0
100	PI/2 BPSK	135	69		16.77		18.2	0.0
100	PI/2 BPSK	135	138		16.74		18.2	0.0
100	PI/2 BPSK	270	0		16.85			
100	QPSK	1	1		16.88		18.2	0.0
100	QPSK	1	137		16.83			
100	QPSK	1	271		16.70			
100	QPSK	135	0		16.75		18.2	0.0
100	QPSK	135	69		16.84		18.2	0.0
100	QPSK	135	138		16.66		18.2	0.0
100	QPSK	270	0		16.75			
100	16QAM	1	1		16.81		18.2	0.0
100	64QAM	1	1		16.76		18.2	0.0
100	256QAM	1	1		16.72		18.2	0.0
Channel				633000	633334	633668	Tune-up limit (dBm)	MPR (dB)
Frequency (MHz)				3495	3500.01	3505.02		
90	QPSK	1	1	16.68	16.71	16.67	18.2	0.0
Channel				632668	633334	634000	Tune-up limit (dBm)	MPR (dB)
Frequency (MHz)				3490.02	3500.01	3510		
80	QPSK	1	1	16.77	16.80	16.85	18.2	0.0
Channel				632334	633334	634334	Tune-up limit (dBm)	MPR (dB)
Frequency (MHz)				3485.01	3500.01	3515.01		
70	QPSK	1	1	16.74	16.76	16.73	18.2	0.0
Channel				632000	633334	634668	Tune-up limit (dBm)	MPR (dB)
Frequency (MHz)				3480	3500.01	3520.02		
60	QPSK	1	1	16.69	16.75	16.81	18.2	0.0
Channel				631668	633334	635000	Tune-up limit (dBm)	MPR (dB)
Frequency (MHz)				3475.02	3500.01	3525		
50	QPSK	1	1	16.69	16.79	16.73	18.2	0.0
Channel				631334	633334	635334	Tune-up limit (dBm)	MPR (dB)
Frequency (MHz)				3470.01	3500.01	3530.01		
40	QPSK	1	1	16.79	16.80	16.87	18.2	0.0
Channel				631000	633334	635668	Tune-up limit (dBm)	MPR (dB)
Frequency (MHz)				3465	3500.01	3535.02		
30	QPSK	1	1	16.80	16.86	16.85	18.2	0.0
Channel				630668	633334	636000	Tune-up limit (dBm)	MPR (dB)
Frequency (MHz)				3460.02	3500.01	3540		
20	QPSK	1	1	16.69	16.79	16.70	18.2	0.0

Ant 5

n41_FCC								
BW [MHz]	Modulation	RB Size	RB Offset	Power Low Ch. / Freq.	Power Middle Ch. / Freq.	Power High Ch. / Freq.	Tune-up limit (dBm)	MPR (dB)
Channel				509202	518598	528000		
Frequency (MHz)				2546.01	2592.99	2640		
100	PI/2 BPSK	1	1	18.42	18.56	18.47	19.7	0.0
100	PI/2 BPSK	1	137	18.25	18.51	18.36		
100	PI/2 BPSK	1	271	18.44	18.43	18.27		
100	PI/2 BPSK	135	0	18.38	18.38	18.26	19.7	0.0
100	PI/2 BPSK	135	69	18.30	18.39	18.46	19.7	0.0
100	PI/2 BPSK	135	138	18.40	18.46	18.40	19.7	0.0
100	PI/2 BPSK	270	0	18.23	18.35	18.27		
100	QPSK	1	1	18.52	18.61	18.48	19.7	0.0
100	QPSK	1	137	18.60	18.48	18.49		
100	QPSK	1	271	18.36	18.42	18.43		
100	QPSK	135	0	18.31	18.27	18.30	19.7	0.0
100	QPSK	135	69	18.34	18.55	18.45	19.7	0.0
100	QPSK	135	138	18.35	18.44	18.32	19.7	0.0
100	QPSK	270	0	18.38	18.52	18.20		
100	16QAM	1	1	18.27	18.41	18.18	19.7	0.0
100	64QAM	1	1	18.26	18.31	18.26	19.7	0.0
100	256QAM	1	1	18.47	18.40	18.43	19.7	0.0
Channel				508200	518598	528996	Tune-up limit (dBm)	MPR (dB)
Frequency (MHz)				2541	2592.99	2644.98		
90	QPSK	1	1	18.48	18.49	18.46	19.7	0.0
Channel				507204	518598	529998	Tune-up limit (dBm)	MPR (dB)
Frequency (MHz)				2536.02	2592.99	2649.99		
80	QPSK	1	1	18.46	18.43	18.41	19.7	0.0
Channel				506202	518598	531000	Tune-up limit (dBm)	MPR (dB)
Frequency (MHz)				2531.01	2592.99	2655		
70	QPSK	1	1	18.49	18.52	18.37	19.7	0.0
Channel				505200	518598	531996	Tune-up limit (dBm)	MPR (dB)
Frequency (MHz)				2526	2592.99	2659.98		
60	QPSK	1	1	18.44	18.45	18.40	19.7	0.0
Channel				504204	518598	532998	Tune-up limit (dBm)	MPR (dB)
Frequency (MHz)				2521.02	2592.99	2664.99		
50	QPSK	1	1	18.41	18.56	18.42	19.7	0.0
Channel				503202	518598	534000	Tune-up limit (dBm)	MPR (dB)
Frequency (MHz)				2516.01	2592.99	2670		
40	QPSK	1	1	18.45	18.48	18.34	19.7	0.0
Channel				502200	518598	534996	Tune-up limit (dBm)	MPR (dB)
Frequency (MHz)				2511	2592.99	2674.98		
30	QPSK	1	1	18.38	18.57	18.33	19.7	0.0
Channel				501204	518598	535998	Tune-up limit (dBm)	MPR (dB)
Frequency (MHz)				2506.02	2592.99	2679.99		
20	QPSK	1	1	18.46	18.44	18.46	19.7	0.0

Par27O n77_FCC								
BW [MHz]	Modulation	RB Size	RB Offset	Power Low Ch. / Freq.	Power Middle Ch. / Freq.	Power High Ch. / Freq.	Tune-up limit (dBm)	MPR (dB)
Channel				650000	656000	662000		
Frequency (MHz)				3750	3840	3930		
100	PI/2 BPSK	1	1	16.40	16.47	16.45	17.6	0.0
100	PI/2 BPSK	1	137	16.31	16.38	16.32		
100	PI/2 BPSK	1	271	16.28	16.39	16.36		
100	PI/2 BPSK	135	0	16.15	16.31	16.15	17.6	0.0
100	PI/2 BPSK	135	69	16.32	16.44	16.39	17.6	0.0
100	PI/2 BPSK	135	138	16.40	16.47	16.33	17.6	0.0
100	PI/2 BPSK	270	0	16.34	16.45	16.40		
100	QPSK	1	1	16.37	16.53	16.48	17.6	0.0
100	QPSK	1	137	16.33	16.47	16.42		
100	QPSK	1	271	16.35	16.46	16.40		
100	QPSK	135	0	16.28	16.41	16.27	17.6	0.0
100	QPSK	135	69	16.45	16.52	16.36	17.6	0.0
100	QPSK	135	138	16.42	16.49	16.34	17.6	0.0
100	QPSK	270	0	16.49	16.50	16.46		
100	16QAM	1	1	16.29	16.39	16.25	17.6	0.0
100	64QAM	1	1	16.16	16.24	16.10	17.6	0.0
100	256QAM	1	1	16.38	16.48	16.37	17.6	0.0
Channel				649334	656000	662668	Tune-up limit (dBm)	MPR (dB)
Frequency (MHz)				3740.01	3840	3940.02		
80	QPSK	1	1	16.29	16.43	16.41	17.6	0.0
Channel				648668	656000	663334	Tune-up limit (dBm)	MPR (dB)
Frequency (MHz)				3730.02	3840	3950.01		
60	QPSK	1	1	16.21	16.45	16.40	17.6	0.0
Channel				648000	656000	664000	Tune-up limit (dBm)	MPR (dB)
Frequency (MHz)				3720	3840	3960		
40	QPSK	1	1	16.29	16.39	16.39	17.6	0.0
Channel				647668	656000	664334	Tune-up limit (dBm)	MPR (dB)
Frequency (MHz)				3715.02	3840	3965.01		
30	QPSK	1	1	16.21	16.36	16.34	17.6	0.0
Channel				647334	656000	664668	Tune-up limit (dBm)	MPR (dB)
Frequency (MHz)				3710.01	3840	3970.02		
20	QPSK	1	1	16.20	16.51	16.46	17.6	0.0

Part27Q n77_FCC								
BW [MHz]	Modulation	RB Size	RB Offset	Power Low Ch. / Freq.	Power Middle Ch. / Freq.	Power High Ch. / Freq.	Tune-up limit (dBm)	MPR (dB)
Channel					633334			
Frequency (MHz)					3500.01			
100	PI/2 BPSK	1	1		16.23		17.6	0.0
100	PI/2 BPSK	1	137		16.17			
100	PI/2 BPSK	1	271		16.09			
100	PI/2 BPSK	135	0		16.23		17.6	0.0
100	PI/2 BPSK	135	69		16.11		17.6	0.0
100	PI/2 BPSK	135	138		16.19		17.6	0.0
100	PI/2 BPSK	270	0		16.21			
100	QPSK	1	1		16.51		17.6	0.0
100	QPSK	1	137		16.10			
100	QPSK	1	271		16.13			
100	QPSK	135	0		16.16		17.6	0.0
100	QPSK	135	69		16.46		17.6	0.0
100	QPSK	135	138		16.11		17.6	0.0
100	QPSK	270	0		16.30			
100	16QAM	1	1		16.10		17.6	0.0
100	64QAM	1	1		16.14		17.6	0.0
100	256QAM	1	1		16.03		17.6	0.0
Channel				632668	633334	634000	Tune-up limit (dBm)	MPR (dB)
Frequency (MHz)				3490.22	3500.21	3510.2		
80	QPSK	1	1	16.16	16.24	16.29	17.6	0.0
Channel				632000	633334	634668	Tune-up limit (dBm)	MPR (dB)
Frequency (MHz)				3480.2	3500.21	3520.22		
60	QPSK	1	1	16.15	16.22	16.16	17.6	0.0
Channel				631334	633334	635334	Tune-up limit (dBm)	MPR (dB)
Frequency (MHz)				3470.21	3500.21	3530.21		
40	QPSK	1	1	16.25	16.21	16.24	17.6	0.0
Channel				631000	633334	635668	Tune-up limit (dBm)	MPR (dB)
Frequency (MHz)				3465.2	3500.21	3535.22		
30	QPSK	1	1	16.17	16.16	16.25	17.6	0.0
Channel				630668	633334	636000	Tune-up limit (dBm)	MPR (dB)
Frequency (MHz)				3460.22	3500.21	3540.2		
20	QPSK	1	1	16.21	16.21	16.25	17.6	0.0

Part27O n78_FCC								
BW [MHz]	Modulation	RB Size	RB Offset	Power Low Ch. / Freq.	Power Middle Ch. / Freq.	Power High Ch. / Freq.	Tune-up limit (dBm)	MPR (dB)
Channel				650000	650000	650000		
Frequency (MHz)				3750	3750	3750		
100	PI/2 BPSK	1	1		16.16		17.6	0.0
100	PI/2 BPSK	1	137		16.02			
100	PI/2 BPSK	1	271		15.97			
100	PI/2 BPSK	135	0		16.08		17.6	0.0
100	PI/2 BPSK	135	69		15.93		17.6	0.0
100	PI/2 BPSK	135	138		16.13		17.6	0.0
100	PI/2 BPSK	270	0		16.09			
100	QPSK	1	1		16.24		17.6	0.0
100	QPSK	1	137		15.99			
100	QPSK	1	271		15.95			
100	QPSK	135	0		16.05		17.6	0.0
100	QPSK	135	69		16.15		17.6	0.0
100	QPSK	135	138		16.00		17.6	0.0
100	QPSK	270	0		16.12			
100	16QAM	1	1		16.05		17.6	0.0
100	64QAM	1	1		15.96		17.6	0.0
100	256QAM	1	1		15.95		17.6	0.0
Channel				649668	650000	650334	Tune-up limit (dBm)	MPR (dB)
Frequency (MHz)				3745.22	3750.2	3755.21		
90	QPSK	1	1	16.22	16.22	16.15	17.6	0.0
Channel				649334	650000	650668	Tune-up limit (dBm)	MPR (dB)
Frequency (MHz)				3740.21	3750.2	3760.22		
80	QPSK	1	1	16.10	16.07	16.10	17.6	0.0
Channel				649000	650000	651000	Tune-up limit (dBm)	MPR (dB)
Frequency (MHz)				3735.2	3750.2	3765.2		
70	QPSK	1	1	16.07	16.16	16.12	17.6	0.0
Channel				648668	650000	651334	Tune-up limit (dBm)	MPR (dB)
Frequency (MHz)				3730.22	3750.2	3770.21		
60	QPSK	1	1	16.10	16.15	16.14	17.6	0.0
Channel				648334	650000	651668	Tune-up limit (dBm)	MPR (dB)
Frequency (MHz)				3725.21	3750.2	3775.22		
50	QPSK	1	1	16.18	16.07	16.08	17.6	0.0
Channel				648000	650000	652000	Tune-up limit (dBm)	MPR (dB)
Frequency (MHz)				3720.2	3750.2	3780.2		
40	QPSK	1	1	16.10	16.20	16.07	17.6	0.0
Channel				647668	650000	652334	Tune-up limit (dBm)	MPR (dB)
Frequency (MHz)				3715.22	3750.2	3785.21		
30	QPSK	1	1	16.18	16.14	16.08	17.6	0.0
Channel				647334	650000	652668	Tune-up limit (dBm)	MPR (dB)
Frequency (MHz)				3710.21	3750.2	3790.22		
20	QPSK	1	1	16.15	16.17	16.18	17.6	0.0

Part27Q 78_FCC								
BW [MHz]	Modulation	RB Size	RB Offset	Power Low Ch. / Freq.	Power Middle Ch. / Freq.	Power High Ch. / Freq.	Tune-up limit (dBm)	MPR (dB)
Channel					633334			
Frequency (MHz)					3500.01			
100	PI/2 BPSK	1	1		16.04		17.6	0.0
100	PI/2 BPSK	1	137		16.08			
100	PI/2 BPSK	1	271		16.02			
100	PI/2 BPSK	135	0		16.03		17.6	0.0
100	PI/2 BPSK	135	69		15.89		17.6	0.0
100	PI/2 BPSK	135	138		16.10		17.6	0.0
100	PI/2 BPSK	270	0		15.98			
100	QPSK	1	1		16.16		17.6	0.0
100	QPSK	1	137		15.89			
100	QPSK	1	271		15.96			
100	QPSK	135	0		16.01		17.6	0.0
100	QPSK	135	69		16.09		17.6	0.0
100	QPSK	135	138		15.89		17.6	0.0
100	QPSK	270	0		16.03			
100	16QAM	1	1		15.88		17.6	0.0
100	64QAM	1	1		15.97		17.6	0.0
100	256QAM	1	1		15.82		17.6	0.0
Channel				633000	633334	633668	Tune-up limit (dBm)	MPR (dB)
Frequency (MHz)				3495.2	3500.21	3505.22		
90	QPSK	1	1	16.01	16.10	16.11	17.6	0.0
Channel				632668	633334	634000	Tune-up limit (dBm)	MPR (dB)
Frequency (MHz)				3490.22	3500.21	3510.2		
80	QPSK	1	1	15.99	15.99	16.01	17.6	0.0
Channel				632334	633334	634334	Tune-up limit (dBm)	MPR (dB)
Frequency (MHz)				3485.21	3500.21	3515.21		
70	QPSK	1	1	16.09	16.01	16.01	17.6	0.0
Channel				632000	633334	634668	Tune-up limit (dBm)	MPR (dB)
Frequency (MHz)				3480.2	3500.21	3520.22		
60	QPSK	1	1	16.08	16.10	16.04	17.6	0.0
Channel				631668	633334	635000	Tune-up limit (dBm)	MPR (dB)
Frequency (MHz)				3475.22	3500.21	3525.2		
50	QPSK	1	1	16.03	16.02	16.04	17.6	0.0
Channel				631334	633334	635334	Tune-up limit (dBm)	MPR (dB)
Frequency (MHz)				3470.21	3500.21	3530.21		
40	QPSK	1	1	16.09	16.07	16.14	17.6	0.0
Channel				631000	633334	635668	Tune-up limit (dBm)	MPR (dB)
Frequency (MHz)				3465.2	3500.21	3535.22		
30	QPSK	1	1	16.03	15.99	16.13	17.6	0.0
Channel				630668	633334	636000	Tune-up limit (dBm)	MPR (dB)
Frequency (MHz)				3460.22	3500.21	3540.2		
20	QPSK	1	1	16.06	16.08	16.02	17.6	0.0

Reduced Power Mode for DSI 3

Ant 0

n2								
BW [MHz]	Modulation	RB Size	RB Offset	Power Low Ch. / Freq.	Power Middle Ch. / Freq.	Power High Ch. / Freq.	Tune-up limit (dBm)	MPR (dB)
Channel				372000	376000	380000		
Frequency (MHz)				1860	1880	1900		
20	PI/2 BPSK	1	1	15.12	15.30	15.19	16.8	0.0
20	PI/2 BPSK	1	53	15.14	15.25	15.23		
20	PI/2 BPSK	1	104	15.15	15.24	15.12		
20	PI/2 BPSK	50	0	15.24	15.28	15.17	16.8	0.0
20	PI/2 BPSK	50	28	15.16	15.29	15.20	16.8	0.0
20	PI/2 BPSK	50	56	15.27	15.32	15.22	16.8	0.0
20	PI/2 BPSK	100	0	15.24	15.32	15.14		
20	QPSK	1	1	15.33	15.34	15.28	16.8	0.0
20	QPSK	1	53	15.16	15.21	15.20		
20	QPSK	1	104	15.19	15.25	15.26		
20	QPSK	50	0	15.12	15.20	15.18	16.8	0.0
20	QPSK	50	28	15.27	15.30	15.19	16.8	0.0
20	QPSK	50	56	15.16	15.26	15.20	16.8	0.0
20	QPSK	100	0	15.12	15.27	15.17		
20	16QAM	1	1	15.21	15.31	15.20	16.8	0.0
20	64QAM	1	1	15.09	15.19	15.13	16.8	0.0
20	256QAM	1	1	14.92	14.92	14.89	16.8	0.0
Channel				371500	376000	380500	Tune-up limit (dBm)	MPR (dB)
Frequency (MHz)				1857.5	1880	1902.5		
15	QPSK	1	1	15.21	15.23	15.14	16.8	0.0
Channel				371000	376000	381000	Tune-up limit (dBm)	MPR (dB)
Frequency (MHz)				1855	1880	1905		
10	QPSK	1	1	15.24	15.23	15.24	16.8	0.0
Channel				370500	376000	381500	Tune-up limit (dBm)	MPR (dB)
Frequency (MHz)				1852.5	1880	1907.5		
5	QPSK	1	1	15.22	15.27	15.24	16.8	0.0

n5								
BW [MHz]	Modulation	RB Size	RB Offset	Power Low Ch. / Freq.	Power Middle Ch. / Freq.	Power High Ch. / Freq.	Tune-up limit (dBm)	MPR (dB)
Channel				166800	167300	167800		
Frequency (MHz)				834	836.5	839		
20	PI/2 BPSK	1	1	19.36	19.45	19.41	20.6	0.0
20	PI/2 BPSK	1	53	19.30	19.33	19.32		
20	PI/2 BPSK	1	104	19.25	19.38	19.37		
20	PI/2 BPSK	50	0	19.32	19.40	19.44	20.6	0.0
20	PI/2 BPSK	50	28	19.33	19.41	19.28	20.6	0.0
20	PI/2 BPSK	50	56	19.32	19.39	19.30	20.6	0.0
20	PI/2 BPSK	100	0	19.44	19.36	19.31		
20	QPSK	1	1	19.40	19.50	19.36	20.6	0.0
20	QPSK	1	53	19.32	19.38	19.32		
20	QPSK	1	104	19.28	19.47	19.37		
20	QPSK	50	0	19.38	19.39	19.25	20.6	0.0
20	QPSK	50	28	19.38	19.42	19.28	20.6	0.0
20	QPSK	50	56	19.38	19.38	19.36	20.6	0.0
20	QPSK	100	0	19.39	19.41	19.27		
20	16QAM	1	1	19.25	19.37	19.28	20.6	0.0
20	64QAM	1	1	19.32	19.43	19.33	20.6	0.0
20	256QAM	1	1	19.29	19.37	19.23	20.6	0.0
Channel				166300	167300	168300	Tune-up limit (dBm)	MPR (dB)
Frequency (MHz)				831.5	836.5	841.5		
15	QPSK	1	1	19.31	19.41	19.22	20.6	0.0
Channel				165800	167300	168800	Tune-up limit (dBm)	MPR (dB)
Frequency (MHz)				829	836.5	844		
10	QPSK	1	1	19.37	19.43	19.25	20.6	0.0
Channel				165300	167300	169300	Tune-up limit (dBm)	MPR (dB)
Frequency (MHz)				826.5	836.5	846.5		
5	QPSK	1	1	19.35	19.35	19.29	20.6	0.0

n7								
BW [MHz]	Modulation	RB Size	RB Offset	Power Low Ch. / Freq.	Power Middle Ch. / Freq.	Power High Ch. / Freq.	Tune-up limit (dBm)	MPR (dB)
Channel				505000	507000	509000		
Frequency (MHz)				2525	2535	2545		
50	PI/2 BPSK	1	1	11.45	11.55	11.37	12.9	0.0
50	PI/2 BPSK	1	135	11.28	11.49	11.30		
50	PI/2 BPSK	1	268	11.23	11.40	11.42		
50	PI/2 BPSK	135	0	11.19	11.35	11.27	12.9	0.0
50	PI/2 BPSK	135	68	11.21	11.35	11.38	12.9	0.0
50	PI/2 BPSK	135	135	11.31	11.46	11.35	12.9	0.0
50	PI/2 BPSK	270	0	11.23	11.32	11.39		
50	QPSK	1	1	11.43	11.57	11.48	12.9	0.0
50	QPSK	1	135	11.24	11.39	11.27		
50	QPSK	1	268	11.44	11.44	11.39		
50	QPSK	135	0	11.29	11.34	11.25	12.9	0.0
50	QPSK	135	68	11.42	11.53	11.41	12.9	0.0
50	QPSK	135	135	11.34	11.51	11.30	12.9	0.0
50	QPSK	270	0	11.37	11.48	11.38		
50	16QAM	1	1	11.43	11.54	11.44	12.9	0.0
50	64QAM	1	1	11.45	11.46	11.32	12.9	0.0
50	256QAM	1	1	11.32	11.41	11.26	12.9	0.0
Channel				504000	507000	510000	Tune-up limit (dBm)	MPR (dB)
Frequency (MHz)				2520	2535	2550		
40	QPSK	1	1	11.29	11.48	11.35	12.9	0.0
Channel				503000	507000	511000	Tune-up limit (dBm)	MPR (dB)
Frequency (MHz)				2515	2535	2555		
30	QPSK	1	1	11.31	11.42	11.34	12.9	0.0
Channel				502500	507000	511500	Tune-up limit (dBm)	MPR (dB)
Frequency (MHz)				2512.5	2535	2557.5		
25	QPSK	1	1	11.35	11.46	11.40	12.9	0.0
Channel				502000	507000	512000	Tune-up limit (dBm)	MPR (dB)
Frequency (MHz)				2510	2535	2560		
20	QPSK	1	1	11.36	11.43	11.36	12.9	0.0
Channel				501500	507000	512500	Tune-up limit (dBm)	MPR (dB)
Frequency (MHz)				2507.5	2535	2562.5		
15	QPSK	1	1	11.31	11.47	11.38	12.9	0.0
Channel				501000	507000	513000	Tune-up limit (dBm)	MPR (dB)
Frequency (MHz)				2505	2535	2565		
10	QPSK	1	1	11.30	11.51	11.39	12.9	0.0
Channel				500500	507000	513500	Tune-up limit (dBm)	MPR (dB)
Frequency (MHz)				2502.5	2535	2567.5		
5	QPSK	1	1	11.39	11.46	11.39	12.9	0.0

n66								
BW [MHz]	Modulation	RB Size	RB Offset	Power Low Ch. / Freq.	Power Middle Ch. / Freq.	Power High Ch. / Freq.	Tune-up limit (dBm)	MPR (dB)
Channel				345000	349000	353000		
Frequency (MHz)				1725	1745	1765		
30	PI/2 BPSK	1	1	15.64	15.70	15.58	17.0	0.0
30	PI/2 BPSK	1	80	15.48	15.61	15.47		
30	PI/2 BPSK	1	158	15.56	15.64	15.51		
30	PI/2 BPSK	80	0	15.44	15.47	15.43	17.0	0.0
30	PI/2 BPSK	80	40	15.68	15.68	15.52	17.0	0.0
30	PI/2 BPSK	80	80	15.57	15.59	15.47	17.0	0.0
30	PI/2 BPSK	160	0	15.62	15.69	15.55		
30	QPSK	1	1	15.52	15.75	15.60	17.0	0.0
30	QPSK	1	80	15.54	15.68	15.54		
30	QPSK	1	158	15.53	15.65	15.53		
30	QPSK	80	0	15.56	15.55	15.44	17.0	0.0
30	QPSK	80	40	15.54	15.63	15.59	17.0	0.0
30	QPSK	80	80	15.42	15.58	15.51	17.0	0.0
30	QPSK	160	0	15.56	15.60	15.43		
30	16QAM	1	1	15.54	15.71	15.47	17.0	0.0
30	64QAM	1	1	15.56	15.59	15.51	17.0	0.0
30	256QAM	1	1	15.53	15.52	15.46	17.0	0.0
Channel				344000	349000	354000	Tune-up limit (dBm)	MPR (dB)
Frequency (MHz)				1720	1745	1770		
20	PI/2 BPSK	1	1	15.44	15.69	15.55	17.0	0.0
Channel				343500	349000	354500	Tune-up limit (dBm)	MPR (dB)
Frequency (MHz)				1717.5	1745	1772.5		
15	QPSK	1	1	15.45	15.68	15.53	17.0	0.0
Channel				343000	349000	355000	Tune-up limit (dBm)	MPR (dB)
Frequency (MHz)				1715	1745	1775		
10	QPSK	1	1	15.37	15.64	15.52	17.0	0.0
Channel				342500	349000	355500	Tune-up limit (dBm)	MPR (dB)
Frequency (MHz)				1712.5	1745	1777.5		
5	QPSK	1	1	15.41	15.62	15.55	17.0	0.0

n38								
BW [MHz]	Modulation	RB Size	RB Offset	Power Low Ch. / Freq.	Power Middle Ch. / Freq.	Power High Ch. / Freq.	Tune-up limit (dBm)	MPR (dB)
Channel				518004	519000	519996		
Frequency (MHz)				2590.02	2595	2599.98		
40	PI/2 BPSK	1	1	11.67	11.69	11.59	12.7	0.0
40	PI/2 BPSK	1	53	11.44	11.57	11.51		
40	PI/2 BPSK	1	104	11.57	11.65	11.56		
40	PI/2 BPSK	50	0	11.52	11.67	11.57	12.7	0.0
40	PI/2 BPSK	50	28	11.46	11.61	11.52	12.7	0.0
40	PI/2 BPSK	50	56	11.66	11.70	11.56	12.7	0.0
40	PI/2 BPSK	100	0	11.47	11.63	11.46		
40	QPSK	1	1	11.66	11.74	11.69	12.7	0.0
40	QPSK	1	53	11.63	11.67	11.58		
40	QPSK	1	104	11.57	11.63	11.61		
40	QPSK	50	0	11.56	11.68	11.59	12.7	0.0
40	QPSK	50	28	11.58	11.67	11.63	12.7	0.0
40	QPSK	50	56	11.61	11.64	11.58	12.7	0.0
40	QPSK	100	0	11.49	11.62	11.54		
40	16QAM	1	1	11.61	11.66	11.66	12.7	0.0
40	64QAM	1	1	11.63	11.62	11.46	12.7	0.0
40	256QAM	1	1	11.52	11.59	11.54	12.7	0.0
Channel				517002	519000	520998	Tune-up limit (dBm)	MPR (dB)
Frequency (MHz)				2585.01	2595	2604.99		
30	QPSK	1	1	11.56	11.70	11.61	12.7	0.0
Channel				516000	519000	522000	Tune-up limit (dBm)	MPR (dB)
Frequency (MHz)				2580	2595	2610		
20	PI/2 BPSK	1	1	11.54	11.70	11.64	12.7	0.0

Ant 1

n41_FCC								
BW [MHz]	Modulation	RB Size	RB Offset	Power Low Ch. / Freq.	Power Middle Ch. / Freq.	Power High Ch. / Freq.	Tune-up limit (dBm)	MPR (dB)
Channel				509202	518598	528000		
Frequency (MHz)				2546.01	2592.99	2640		
100	PI/2 BPSK	1	1	14.24	14.41	14.28	15.5	0.0
100	PI/2 BPSK	1	137	14.17	14.38	14.18		
100	PI/2 BPSK	1	271	14.30	14.29	14.11		
100	PI/2 BPSK	135	0	14.20	14.37	14.35	15.5	0.0
100	PI/2 BPSK	135	69	14.11	14.30	14.15	15.5	0.0
100	PI/2 BPSK	135	138	14.37	14.44	14.45	15.5	0.0
100	PI/2 BPSK	270	0	14.34	14.42	14.44		
100	QPSK	1	1	14.27	14.46	14.31	15.5	0.0
100	QPSK	1	137	14.20	14.32	14.13		
100	QPSK	1	271	14.23	14.38	14.39		
100	QPSK	135	0	14.36	14.35	14.22	15.5	0.0
100	QPSK	135	69	14.22	14.44	14.33	15.5	0.0
100	QPSK	135	138	14.17	14.26	14.25	15.5	0.0
100	QPSK	270	0	14.28	14.45	14.24		
100	16QAM	1	1	14.21	14.38	14.23	15.5	0.0
100	64QAM	1	1	14.28	14.27	14.25	15.5	0.0
100	256QAM	1	1	14.12	14.28	14.16	15.5	0.0
Channel				508200	518598	528996	Tune-up limit (dBm)	MPR (dB)
Frequency (MHz)				2541	2592.99	2644.98		
90	QPSK	1	1	14.24	14.35	14.17	15.5	0.0
Channel				507204	518598	529998	Tune-up limit (dBm)	MPR (dB)
Frequency (MHz)				2536.02	2592.99	2649.99		
80	QPSK	1	1	14.17	14.30	14.17	15.5	0.0
Channel				506202	518598	531000	Tune-up limit (dBm)	MPR (dB)
Frequency (MHz)				2531.01	2592.99	2655		
70	QPSK	1	1	14.11	14.42	14.26	15.5	0.0
Channel				505200	518598	531996	Tune-up limit (dBm)	MPR (dB)
Frequency (MHz)				2526	2592.99	2659.98		
60	QPSK	1	1	14.10	14.45	14.31	15.5	0.0
Channel				504204	518598	532998	Tune-up limit (dBm)	MPR (dB)
Frequency (MHz)				2521.02	2592.99	2664.99		
50	QPSK	1	1	14.14	14.43	14.31	15.5	0.0
Channel				503202	518598	534000	Tune-up limit (dBm)	MPR (dB)
Frequency (MHz)				2516.01	2592.99	2670		
40	QPSK	1	1	14.16	14.36	14.16	15.5	0.0
Channel				502200	518598	534996	Tune-up limit (dBm)	MPR (dB)
Frequency (MHz)				2511	2592.99	2674.98		
30	QPSK	1	1	14.16	14.41	14.26	15.5	0.0
Channel				501204	518598	535998	Tune-up limit (dBm)	MPR (dB)
Frequency (MHz)				2506.02	2592.99	2679.99		
20	QPSK	1	1	14.16	14.32	14.18	15.5	0.0

Par27O n77_FCC								
BW [MHz]	Modulation	RB Size	RB Offset	Power Low Ch. / Freq.	Power Middle Ch. / Freq.	Power High Ch. / Freq.	Tune-up limit (dBm)	MPR (dB)
Channel				650000	656000	662000		
Frequency (MHz)				3750	3840	3930		
100	PI/2 BPSK	1	1	14.70	14.81	14.82	15.3	0.0
100	PI/2 BPSK	1	137	14.54	14.72	14.68		
100	PI/2 BPSK	1	271	14.67	14.69	14.65		
100	PI/2 BPSK	135	0	14.60	14.79	14.72	15.3	0.0
100	PI/2 BPSK	135	69	14.55	14.62	14.52	15.3	0.0
100	PI/2 BPSK	135	138	14.68	14.73	14.61	15.3	0.0
100	PI/2 BPSK	270	0	14.57	14.66	14.54		
100	QPSK	1	1	14.66	14.83	14.71	15.3	0.0
100	QPSK	1	137	14.58	14.75	14.66		
100	QPSK	1	271	14.52	14.61	14.54		
100	QPSK	135	0	14.54	14.62	14.45	15.3	0.0
100	QPSK	135	69	14.65	14.81	14.74	15.3	0.0
100	QPSK	135	138	13.73	13.73	13.64	15.3	0.0
100	QPSK	270	0	14.75	14.82	14.70		
100	16QAM	1	1	14.79	14.80	14.73	15.3	0.0
100	64QAM	1	1	14.64	14.62	14.54	15.3	0.0
100	256QAM	1	1	14.72	14.71	14.63	15.3	0.0
Channel				649334	656000	662668	Tune-up limit (dBm)	MPR (dB)
Frequency (MHz)				3740.01	3840	3940.02		
80	QPSK	1	1	14.59	14.68	14.63	15.3	0.0
Channel				648668	656000	663334	Tune-up limit (dBm)	MPR (dB)
Frequency (MHz)				3730.02	3840	3950.01		
60	QPSK	1	1	14.67	14.72	14.70	15.3	0.0
Channel				648000	656000	664000	Tune-up limit (dBm)	MPR (dB)
Frequency (MHz)				3720	3840	3960		
40	QPSK	1	1	14.62	14.82	14.65	15.3	0.0
Channel				647668	656000	664334	Tune-up limit (dBm)	MPR (dB)
Frequency (MHz)				3715.02	3840	3965.01		
30	QPSK	1	1	14.59	14.63	14.53	15.3	0.0
Channel				647334	656000	664668	Tune-up limit (dBm)	MPR (dB)
Frequency (MHz)				3710.01	3840	3970.02		
20	QPSK	1	1	14.60	14.70	14.63	15.3	0.0

Part27Q n77_FCC								
BW [MHz]	Modulation	RB Size	RB Offset	Power Low Ch. / Freq.	Power Middle Ch. / Freq.	Power High Ch. / Freq.	Tune-up limit (dBm)	MPR (dB)
Channel					633334			
Frequency (MHz)					3500.01			
100	PI/2 BPSK	1	1		14.65		15.3	0.0
100	PI/2 BPSK	1	137		14.68			
100	PI/2 BPSK	1	271		14.71			
100	PI/2 BPSK	135	0		14.65		15.3	0.0
100	PI/2 BPSK	135	69		14.70		15.3	0.0
100	PI/2 BPSK	135	138		14.66		15.3	0.0
100	PI/2 BPSK	270	0		14.64			
100	QPSK	1	1		14.73		15.3	0.0
100	QPSK	1	137		14.66			
100	QPSK	1	271		14.64			
100	QPSK	135	0		14.67		15.3	0.0
100	QPSK	135	69		14.70		15.3	0.0
100	QPSK	135	138		14.61		15.3	0.0
100	QPSK	270	0		14.66			
100	16QAM	1	1		14.52		15.3	0.0
100	64QAM	1	1		14.69		15.3	0.0
100	256QAM	1	1		14.48		15.3	0.0
Channel				632668	633334	634000	Tune-up limit (dBm)	MPR (dB)
Frequency (MHz)				3490.02	3500.01	3510		
80	QPSK	1	1	14.70	14.61	14.60	15.3	0.0
Channel				632000	633334	634668	Tune-up limit (dBm)	MPR (dB)
Frequency (MHz)				3480	3500.01	3520.02		
60	QPSK	1	1	14.72	14.68	14.63	15.3	0.0
Channel				631334	633334	635334	Tune-up limit (dBm)	MPR (dB)
Frequency (MHz)				3470.01	3500.01	3530.01		
40	QPSK	1	1	14.68	14.56	14.58	15.3	0.0
Channel				631000	633334	635668	Tune-up limit (dBm)	MPR (dB)
Frequency (MHz)				3465	3500.01	3535.02		
30	QPSK	1	1	14.63	14.71	14.68	15.3	0.0
Channel				630668	633334	636000	Tune-up limit (dBm)	MPR (dB)
Frequency (MHz)				3460.02	3500.01	3540		
20	QPSK	1	1	14.57	14.71	14.58	15.3	0.0

Part27O n78_FCC								
BW [MHz]	Modulation	RB Size	RB Offset	Power Low Ch. / Freq.	Power Middle Ch. / Freq.	Power High Ch. / Freq.	Tune-up limit (dBm)	MPR (dB)
Channel				650000	650000	650000		
Frequency (MHz)				3750	3750	3750		
100	PI/2 BPSK	1	1		14.62		15.3	0.0
100	PI/2 BPSK	1	137		14.57			
100	PI/2 BPSK	1	271		14.50			
100	PI/2 BPSK	135	0		14.60		15.3	0.0
100	PI/2 BPSK	135	69		14.61		15.3	0.0
100	PI/2 BPSK	135	138		14.46		15.3	0.0
100	PI/2 BPSK	270	0		14.47			
100	QPSK	1	1		14.66		15.3	0.0
100	QPSK	1	137		14.63			
100	QPSK	1	271		14.61			
100	QPSK	135	0		14.61		15.3	0.0
100	QPSK	135	69		14.64		15.3	0.0
100	QPSK	135	138		14.58		15.3	0.0
100	QPSK	270	0		14.55			
100	16QAM	1	1		14.48		15.3	0.0
100	64QAM	1	1		14.56		15.3	0.0
100	256QAM	1	1		14.55		15.3	0.0
Channel				649668	650000	650334	Tune-up limit (dBm)	MPR (dB)
Frequency (MHz)				3745.02	3750	3755.01		
90	QPSK	1	1	14.44	14.64	14.60	15.3	0.0
Channel				649334	650000	650668	Tune-up limit (dBm)	MPR (dB)
Frequency (MHz)				3740.01	3750	3760.02		
80	QPSK	1	1	14.53	14.61	14.62	15.3	0.0
Channel				649000	650000	651000	Tune-up limit (dBm)	MPR (dB)
Frequency (MHz)				3735	3750	3765		
70	QPSK	1	1	14.52	14.63	14.60	15.3	0.0
Channel				648668	650000	651334	Tune-up limit (dBm)	MPR (dB)
Frequency (MHz)				3730.02	3750	3770.01		
60	QPSK	1	1	14.55	14.62	14.56	15.3	0.0
Channel				648334	650000	651668	Tune-up limit (dBm)	MPR (dB)
Frequency (MHz)				3725.01	3750	3775.02		
50	QPSK	1	1	14.65	14.61	14.59	15.3	0.0
Channel				648000	650000	652000	Tune-up limit (dBm)	MPR (dB)
Frequency (MHz)				3720	3750	3780		
40	QPSK	1	1	14.62	14.48	14.44	15.3	0.0
Channel				647668	650000	652334	Tune-up limit (dBm)	MPR (dB)
Frequency (MHz)				3715.02	3750	3785.01		
30	QPSK	1	1	14.62	14.49	14.52	15.3	0.0
Channel				647334	650000	652668	Tune-up limit (dBm)	MPR (dB)
Frequency (MHz)				3710.01	3750	3790.02		
20	QPSK	1	1	14.61	14.50	14.57	15.3	0.0

Part27Q 78_FCC								
BW [MHz]	Modulation	RB Size	RB Offset	Power Low Ch. / Freq.	Power Middle Ch. / Freq.	Power High Ch. / Freq.	Tune-up limit (dBm)	MPR (dB)
Channel					633334			
Frequency (MHz)					3500.01			
100	PI/2 BPSK	1	1		14.50		15.3	0.0
100	PI/2 BPSK	1	137		14.53			
100	PI/2 BPSK	1	271		14.41			
100	PI/2 BPSK	135	0		14.47		15.3	0.0
100	PI/2 BPSK	135	69		14.53		15.3	0.0
100	PI/2 BPSK	135	138		14.43		15.3	0.0
100	PI/2 BPSK	270	0		14.42			
100	QPSK	1	1		14.58		15.3	0.0
100	QPSK	1	137		14.40			
100	QPSK	1	271		14.40			
100	QPSK	135	0		14.51		15.3	0.0
100	QPSK	135	69		14.55		15.3	0.0
100	QPSK	135	138		14.43		15.3	0.0
100	QPSK	270	0		14.41			
100	16QAM	1	1		14.40		15.3	0.0
100	64QAM	1	1		14.47		15.3	0.0
100	256QAM	1	1		14.48		15.3	0.0
Channel				633000	633334	633668	Tune-up limit (dBm)	MPR (dB)
Frequency (MHz)				3495	3500.01	3505.02		
90	QPSK	1	1	14.48	14.46	14.48	15.3	0.0
Channel				632668	633334	634000	Tune-up limit (dBm)	MPR (dB)
Frequency (MHz)				3490.02	3500.01	3510		
80	QPSK	1	1	14.38	14.38	14.51	15.3	0.0
Channel				632334	633334	634334	Tune-up limit (dBm)	MPR (dB)
Frequency (MHz)				3485.01	3500.01	3515.01		
70	QPSK	1	1	14.57	14.54	14.43	15.3	0.0
Channel				632000	633334	634668	Tune-up limit (dBm)	MPR (dB)
Frequency (MHz)				3480	3500.01	3520.02		
60	QPSK	1	1	14.48	14.38	14.40	15.3	0.0
Channel				631668	633334	635000	Tune-up limit (dBm)	MPR (dB)
Frequency (MHz)				3475.02	3500.01	3525		
50	QPSK	1	1	14.45	14.57	14.47	15.3	0.0
Channel				631334	633334	635334	Tune-up limit (dBm)	MPR (dB)
Frequency (MHz)				3470.01	3500.01	3530.01		
40	QPSK	1	1	14.37	14.49	14.51	15.3	0.0
Channel				631000	633334	635668	Tune-up limit (dBm)	MPR (dB)
Frequency (MHz)				3465	3500.01	3535.02		
30	QPSK	1	1	14.43	14.39	14.52	15.3	0.0
Channel				630668	633334	636000	Tune-up limit (dBm)	MPR (dB)
Frequency (MHz)				3460.02	3500.01	3540		
20	QPSK	1	1	14.43	14.39	14.52	15.3	0.0

Ant 2

n7								
BW [MHz]	Modulation	RB Size	RB Offset	Power Low Ch. / Freq.	Power Middle Ch. / Freq.	Power High Ch. / Freq.	Tune-up limit (dBm)	MPR (dB)
Channel				505000	507000	509000		
Frequency (MHz)				2525	2535	2545		
50	PI/2 BPSK	1	1	14.11	14.24	14.10	15.5	0.0
50	PI/2 BPSK	1	135	14.09	14.21	14.12		
50	PI/2 BPSK	1	268	14.12	14.17	14.13		
50	PI/2 BPSK	135	0	14.07	14.18	14.11	15.5	0.0
50	PI/2 BPSK	135	68	14.18	14.23	14.09	15.5	0.0
50	PI/2 BPSK	135	135	14.18	14.29	14.21	15.5	0.0
50	PI/2 BPSK	270	0	14.16	14.21	14.17		
50	QPSK	1	1	14.25	14.31	14.18	15.5	0.0
50	QPSK	1	135	14.13	14.17	14.05		
50	QPSK	1	268	14.11	14.20	14.11		
50	QPSK	135	0	14.08	14.19	14.10	15.5	0.0
50	QPSK	135	68	14.23	14.27	14.24	15.5	0.0
50	QPSK	135	135	14.11	14.25	14.10	15.5	0.0
50	QPSK	270	0	14.19	14.22	14.14		
50	16QAM	1	1	13.62	13.72	13.67	15.5	0.0
50	64QAM	1	1	14.18	14.31	14.25	15.5	0.0
50	256QAM	1	1	14.23	14.28	14.25	15.5	0.0
Channel				504000	507000	510000	Tune-up limit (dBm)	MPR (dB)
Frequency (MHz)				2520	2535	2550		
40	QPSK	1	1	14.12	14.20	14.07	15.5	0.0
Channel				503000	507000	511000	Tune-up limit (dBm)	MPR (dB)
Frequency (MHz)				2515	2535	2555		
30	QPSK	1	1	14.19	14.24	14.11	15.5	0.0
Channel				502500	507000	511500	Tune-up limit (dBm)	MPR (dB)
Frequency (MHz)				2512.5	2535	2557.5		
25	QPSK	1	1	14.11	14.20	14.07	15.5	0.0
Channel				502000	507000	512000	Tune-up limit (dBm)	MPR (dB)
Frequency (MHz)				2510	2535	2560		
20	QPSK	1	1	14.13	14.24	14.12	15.5	0.0
Channel				501500	507000	512500	Tune-up limit (dBm)	MPR (dB)
Frequency (MHz)				2507.5	2535	2562.5		
15	QPSK	1	1	14.14	14.20	14.11	15.5	0.0
Channel				501000	507000	513000	Tune-up limit (dBm)	MPR (dB)
Frequency (MHz)				2505	2535	2565		
10	QPSK	1	1	14.15	14.17	14.11	15.5	0.0
Channel				500500	507000	513500	Tune-up limit (dBm)	MPR (dB)
Frequency (MHz)				2502.5	2535	2567.5		
5	QPSK	1	1	14.14	14.24	14.11	15.5	0.0

n41_FCC PC2&PC3								
BW [MHz]	Modulation	RB Size	RB Offset	Power Low Ch. / Freq.	Power Middle Ch. / Freq.	Power High Ch. / Freq.	Tune-up limit (dBm)	MPR (dB)
Channel				509202	518598	528000		
Frequency (MHz)				2546.01	2592.99	2640		
100	PI/2 BPSK	1	1	13.57	13.69	13.55	14.5	0.0
100	PI/2 BPSK	1	137	13.68	13.76	13.66		
100	PI/2 BPSK	1	271	13.64	13.72	13.63		
100	PI/2 BPSK	135	0	13.60	13.67	13.63	14.5	0.0
100	PI/2 BPSK	135	69	13.79	13.84	13.71	14.5	0.0
100	PI/2 BPSK	135	138	13.65	13.77	13.68	14.5	0.0
100	PI/2 BPSK	270	0	13.68	13.75	13.65		
100	QPSK	1	1	13.81	13.85	13.73	14.5	0.0
100	QPSK	1	137	13.71	13.74	13.65		
100	QPSK	1	271	13.79	13.84	13.70		
100	QPSK	135	0	13.62	13.69	13.64	14.5	0.0
100	QPSK	135	69	13.67	13.81	13.74	14.5	0.0
100	QPSK	135	138	13.66	13.76	13.69	14.5	0.0
100	QPSK	270	0	13.66	13.79	13.70		
100	16QAM	1	1	13.58	13.66	13.60	14.5	0.0
100	64QAM	1	1	13.70	13.75	13.63	14.5	0.0
100	256QAM	1	1	13.53	13.64	13.57	14.5	0.0
Channel				508200	518598	528996	Tune-up limit (dBm)	MPR (dB)
Frequency (MHz)				2541	2592.99	2644.98		
90	QPSK	1	1	13.73	13.75	13.63	14.5	0.0
Channel				507204	518598	529998	Tune-up limit (dBm)	MPR (dB)
Frequency (MHz)				2536.02	2592.99	2649.99		
80	QPSK	1	1	13.68	13.77	13.60	14.5	0.0
Channel				506202	518598	531000	Tune-up limit (dBm)	MPR (dB)
Frequency (MHz)				2531.01	2592.99	2655		
70	QPSK	1	1	13.74	13.81	13.58	14.5	0.0
Channel				505200	518598	531996	Tune-up limit (dBm)	MPR (dB)
Frequency (MHz)				2526	2592.99	2659.98		
60	QPSK	1	1	13.68	13.74	13.68	14.5	0.0
Channel				504204	518598	532998	Tune-up limit (dBm)	MPR (dB)
Frequency (MHz)				2521.02	2592.99	2664.99		
50	QPSK	1	1	13.70	13.82	13.60	14.5	0.0
Channel				503202	518598	534000	Tune-up limit (dBm)	MPR (dB)
Frequency (MHz)				2516.01	2592.99	2670		
40	QPSK	1	1	13.75	13.72	13.67	14.5	0.0
Channel				502200	518598	534996	Tune-up limit (dBm)	MPR (dB)
Frequency (MHz)				2511	2592.99	2674.98		
30	QPSK	1	1	13.74	13.78	13.63	14.5	0.0
Channel				501204	518598	535998	Tune-up limit (dBm)	MPR (dB)
Frequency (MHz)				2506.02	2592.99	2679.99		
20	QPSK	1	1	13.75	13.75	13.59	14.5	0.0

Ant 3

Par27O n77_FCC PC2								
BW [MHz]	Modulation	RB Size	RB Offset	Power Low Ch. / Freq.	Power Middle Ch. / Freq.	Power High Ch. / Freq.	Tune-up limit (dBm)	MPR (dB)
Channel				650000	656000	662000		
Frequency (MHz)				3750	3840	3930		
100	PI/2 BPSK	1	1	16.94	17.08	17.04	17.9	0.0
100	PI/2 BPSK	1	137	17.07	17.10	16.99		
100	PI/2 BPSK	1	271	16.97	17.04	16.94		
100	PI/2 BPSK	135	0	16.93	17.03	16.89	17.9	0.0
100	PI/2 BPSK	135	69	17.04	17.11	16.99	17.9	0.0
100	PI/2 BPSK	135	138	17.02	17.09	17.04	17.9	0.0
100	PI/2 BPSK	270	0	16.98	17.12	17.03		
100	QPSK	1	1	17.02	17.14	16.98	17.9	0.0
100	QPSK	1	137	16.90	17.05	16.99		
100	QPSK	1	271	16.98	17.09	17.02		
100	QPSK	135	0	16.95	17.01	16.89	17.9	0.0
100	QPSK	135	69	17.00	17.12	17.05	17.9	0.0
100	QPSK	135	138	16.88	17.00	16.91	17.9	0.0
100	QPSK	270	0	16.97	17.11	17.03		
100	16QAM	1	1	16.86	16.90	16.75	17.9	0.0
100	64QAM	1	1	16.91	17.03	16.92	17.9	0.0
100	256QAM	1	1	16.84	16.97	16.93	17.9	0.0
Channel				649334	656000	662668	Tune-up limit (dBm)	MPR (dB)
Frequency (MHz)				3740.01	3840	3940.02		
80	QPSK	1	1	16.97	17.00	16.88	17.9	0.0
Channel				648668	656000	663334	Tune-up limit (dBm)	MPR (dB)
Frequency (MHz)				3730.02	3840	3950.01		
60	QPSK	1	1	16.92	17.07	16.90	17.9	0.0
Channel				648000	656000	664000	Tune-up limit (dBm)	MPR (dB)
Frequency (MHz)				3720	3840	3960		
40	QPSK	1	1	16.88	17.11	16.88	17.9	0.0
Channel				647668	656000	664334	Tune-up limit (dBm)	MPR (dB)
Frequency (MHz)				3715.02	3840	3965.01		
30	QPSK	1	1	16.89	17.01	16.85	17.9	0.0
Channel				647334	656000	664668	Tune-up limit (dBm)	MPR (dB)
Frequency (MHz)				3710.01	3840	3970.02		
20	QPSK	1	1	16.93	17.04	16.86	17.9	0.0

Part27Q n77_FCC PC2								
BW [MHz]	Modulation	RB Size	RB Offset	Power Low Ch. / Freq.	Power Middle Ch. / Freq.	Power High Ch. / Freq.	Tune-up limit (dBm)	MPR (dB)
Channel					633334			
Frequency (MHz)					3500.01			
100	PI/2 BPSK	1	1		17.15		17.9	0.0
100	PI/2 BPSK	1	137		17.06			
100	PI/2 BPSK	1	271		17.19			
100	PI/2 BPSK	135	0		17.09		17.9	0.0
100	PI/2 BPSK	135	69		17.14		17.9	0.0
100	PI/2 BPSK	135	138		17.07		17.9	0.0
100	PI/2 BPSK	270	0		17.08			
100	QPSK	1	1		17.27		17.9	0.0
100	QPSK	1	137		17.17			
100	QPSK	1	271		17.24			
100	QPSK	135	0		17.10		17.9	0.0
100	QPSK	135	69		17.19		17.9	0.0
100	QPSK	135	138		17.13		17.9	0.0
100	QPSK	270	0		17.05			
100	16QAM	1	1		16.98		17.9	0.0
100	64QAM	1	1		17.14		17.9	0.0
100	256QAM	1	1		17.02		17.9	0.0
Channel				632668	633334	634000	Tune-up limit (dBm)	MPR (dB)
Frequency (MHz)				3490.02	3500.01	3510		
80	QPSK	1	1	17.22	17.20	17.22	17.9	0.0
Channel				632000	633334	634668	Tune-up limit (dBm)	MPR (dB)
Frequency (MHz)				3480	3500.01	3520.02		
60	QPSK	1	1	17.16	17.23	17.22	17.9	0.0
Channel				631334	633334	635334	Tune-up limit (dBm)	MPR (dB)
Frequency (MHz)				3470.01	3500.01	3530.01		
40	QPSK	1	1	17.20	17.21	17.24	17.9	0.0
Channel				631000	633334	635668	Tune-up limit (dBm)	MPR (dB)
Frequency (MHz)				3465	3500.01	3535.02		
30	QPSK	1	1	17.23	17.15	17.17	17.9	0.0
Channel				630668	633334	636000	Tune-up limit (dBm)	MPR (dB)
Frequency (MHz)				3460.02	3500.01	3540		
20	QPSK	1	1	17.18	17.21	17.15	17.9	0.0

Part27O n78_FCC PC2								
BW [MHz]	Modulation	RB Size	RB Offset	Power Low Ch. / Freq.	Power Middle Ch. / Freq.	Power High Ch. / Freq.	Tune-up limit (dBm)	MPR (dB)
Channel				650000	650000	650000		
Frequency (MHz)				3750	3750			
100	PI/2 BPSK	1	1		16.86		17.9	0.0
100	PI/2 BPSK	1	137		17.08			
100	PI/2 BPSK	1	271		16.88			
100	PI/2 BPSK	135	0		16.94		17.9	0.0
100	PI/2 BPSK	135	69		16.93		17.9	0.0
100	PI/2 BPSK	135	138		16.91		17.9	0.0
100	PI/2 BPSK	270	0		16.92			
100	QPSK	1	1		17.15		17.9	0.0
100	QPSK	1	137		17.11			
100	QPSK	1	271		17.00			
100	QPSK	135	0		16.92		17.9	0.0
100	QPSK	135	69		16.93		17.9	0.0
100	QPSK	135	138		16.90		17.9	0.0
100	QPSK	270	0		16.91			
100	16QAM	1	1		16.93		17.9	0.0
100	64QAM	1	1		17.05		17.9	0.0
100	256QAM	1	1		16.90		17.9	0.0
Channel				649668	650000	650334	Tune-up limit (dBm)	MPR (dB)
Frequency (MHz)				3745.02	3750	3755.01		
90	QPSK	1	1	17.11	17.01	17.04	17.9	0.0
Channel				649334	650000	650668	Tune-up limit (dBm)	MPR (dB)
Frequency (MHz)				3740.01	3750	3760.02		
80	QPSK	1	1	17.01	17.01	17.03	17.9	0.0
Channel				649000	650000	651000	Tune-up limit (dBm)	MPR (dB)
Frequency (MHz)				3735	3750	3765		
70	QPSK	1	1	17.09	17.10	17.07	17.9	0.0
Channel				648668	650000	651334	Tune-up limit (dBm)	MPR (dB)
Frequency (MHz)				3730.02	3750	3770.01		
60	QPSK	1	1	17.11	17.09	17.01	17.9	0.0
Channel				648334	650000	651668	Tune-up limit (dBm)	MPR (dB)
Frequency (MHz)				3725.01	3750	3775.02		
50	QPSK	1	1	17.02	17.00	17.04	17.9	0.0
Channel				648000	650000	652000	Tune-up limit (dBm)	MPR (dB)
Frequency (MHz)				3720	3750	3780		
40	QPSK	1	1	17.03	17.00	17.07	17.9	0.0
Channel				647668	650000	652334	Tune-up limit (dBm)	MPR (dB)
Frequency (MHz)				3715.02	3750	3785.01		
30	QPSK	1	1	17.09	17.06	17.01	17.9	0.0
Channel				647334	650000	652668	Tune-up limit (dBm)	MPR (dB)
Frequency (MHz)				3710.01	3750	3790.02		
20	QPSK	1	1	17.07	17.08	17.10	17.9	0.0

Part27Q 78_FCC PC2								
BW [MHz]	Modulation	RB Size	RB Offset	Power Low Ch. / Freq.	Power Middle Ch. / Freq.	Power High Ch. / Freq.	Tune-up limit (dBm)	MPR (dB)
Channel					633334			
Frequency (MHz)					3500.01			
100	PI/2 BPSK	1	1		17.15		17.9	0.0
100	PI/2 BPSK	1	137		17.04			
100	PI/2 BPSK	1	271		17.14			
100	PI/2 BPSK	135	0		16.99		17.9	0.0
100	PI/2 BPSK	135	69		17.09		17.9	0.0
100	PI/2 BPSK	135	138		17.06		17.9	0.0
100	PI/2 BPSK	270	0		17.04			
100	QPSK	1	1		17.24		17.9	0.0
100	QPSK	1	137		17.16			
100	QPSK	1	271		17.21			
100	QPSK	135	0		16.99		17.9	0.0
100	QPSK	135	69		17.18		17.9	0.0
100	QPSK	135	138		17.03		17.9	0.0
100	QPSK	270	0		17.06			
100	16QAM	1	1		16.91		17.9	0.0
100	64QAM	1	1		17.10		17.9	0.0
100	256QAM	1	1		17.06		17.9	0.0
Channel				633000	633334	633668	Tune-up limit (dBm)	MPR (dB)
Frequency (MHz)				3495	3500.01	3505.02		
90	QPSK	1	1	17.20	17.13	17.20	17.9	0.0
Channel				632668	633334	634000	Tune-up limit (dBm)	MPR (dB)
Frequency (MHz)				3490.02	3500.01	3510		
80	QPSK	1	1	17.17	17.13	17.12	17.9	0.0
Channel				632334	633334	634334	Tune-up limit (dBm)	MPR (dB)
Frequency (MHz)				3485.01	3500.01	3515.01		
70	QPSK	1	1	17.20	17.11	17.09	17.9	0.0
Channel				632000	633334	634668	Tune-up limit (dBm)	MPR (dB)
Frequency (MHz)				3480	3500.01	3520.02		
60	QPSK	1	1	17.14	17.13	17.18	17.9	0.0
Channel				631668	633334	635000	Tune-up limit (dBm)	MPR (dB)
Frequency (MHz)				3475.02	3500.01	3525		
50	QPSK	1	1	17.16	17.14	17.12	17.9	0.0
Channel				631334	633334	635334	Tune-up limit (dBm)	MPR (dB)
Frequency (MHz)				3470.01	3500.01	3530.01		
40	QPSK	1	1	17.11	17.17	17.19	17.9	0.0
Channel				631000	633334	635668	Tune-up limit (dBm)	MPR (dB)
Frequency (MHz)				3465	3500.01	3535.02		
30	QPSK	1	1	17.17	17.16	17.17	17.9	0.0
Channel				630668	633334	636000	Tune-up limit (dBm)	MPR (dB)
Frequency (MHz)				3460.02	3500.01	3540		
20	QPSK	1	1	17.18	17.20	17.18	17.9	0.0

Ant 4

n41_FCC								
BW [MHz]	Modulation	RB Size	RB Offset	Power Low Ch. / Freq.	Power Middle Ch. / Freq.	Power High Ch. / Freq.	Tune-up limit (dBm)	MPR (dB)
Channel				509202	518598	528000		
Frequency (MHz)				2546.01	2592.99	2640		
100	PI/2 BPSK	1	1	17.83	17.98	17.95	18.6	0.0
100	PI/2 BPSK	1	137	17.85	17.99	17.92		
100	PI/2 BPSK	1	271	17.93	17.97	17.78		
100	PI/2 BPSK	135	0	17.96	17.96	17.82	18.6	0.0
100	PI/2 BPSK	135	69	17.80	17.94	17.85	18.6	0.0
100	PI/2 BPSK	135	138	17.78	18.02	17.86	18.6	0.0
100	PI/2 BPSK	270	0	17.96	18.04	17.96		
100	QPSK	1	1	17.92	18.09	17.93	18.6	0.0
100	QPSK	1	137	17.95	18.08	17.96		
100	QPSK	1	271	17.90	17.92	17.92		
100	QPSK	135	0	17.61	17.88	17.82	18.6	0.0
100	QPSK	135	69	17.97	18.02	18.01	18.6	0.0
100	QPSK	135	138	17.95	18.01	17.87	18.6	0.0
100	QPSK	270	0	17.90	17.96	17.92		
100	16QAM	1	1	17.74	17.87	17.86	18.6	0.0
100	64QAM	1	1	17.71	17.89	17.79	18.6	0.0
100	256QAM	1	1	17.91	17.96	17.85	18.6	0.0
Channel				508200	518598	528996	Tune-up limit (dBm)	MPR (dB)
Frequency (MHz)				2541	2592.99	2644.98		
90	QPSK	1	1	17.96	18.06	17.95	18.6	0.0
Channel				507204	518598	529998	Tune-up limit (dBm)	MPR (dB)
Frequency (MHz)				2536.02	2592.99	2649.99		
80	QPSK	1	1	17.95	18.05	17.89	18.6	0.0
Channel				506202	518598	531000	Tune-up limit (dBm)	MPR (dB)
Frequency (MHz)				2531.01	2592.99	2655		
70	QPSK	1	1	17.84	18.08	17.99	18.6	0.0
Channel				505200	518598	531996	Tune-up limit (dBm)	MPR (dB)
Frequency (MHz)				2526	2592.99	2659.98		
60	QPSK	1	1	17.89	18.03	17.95	18.6	0.0
Channel				504204	518598	532998	Tune-up limit (dBm)	MPR (dB)
Frequency (MHz)				2521.02	2592.99	2664.99		
50	QPSK	1	1	17.98	18.03	17.93	18.6	0.0
Channel				503202	518598	534000	Tune-up limit (dBm)	MPR (dB)
Frequency (MHz)				2516.01	2592.99	2670		
40	QPSK	1	1	17.87	18.02	17.95	18.6	0.0
Channel				502200	518598	534996	Tune-up limit (dBm)	MPR (dB)
Frequency (MHz)				2511	2592.99	2674.98		
30	QPSK	1	1	17.94	18.03	17.86	18.6	0.0
Channel				501204	518598	535998	Tune-up limit (dBm)	MPR (dB)
Frequency (MHz)				2506.02	2592.99	2679.99		
20	QPSK	1	1	18.03	18.08	17.81	18.6	0.0

Par27O n77_FCC								
BW [MHz]	Modulation	RB Size	RB Offset	Power Low Ch. / Freq.	Power Middle Ch. / Freq.	Power High Ch. / Freq.	Tune-up limit (dBm)	MPR (dB)
Channel				650000	656000	662000		
Frequency (MHz)				3750	3840	3930		
100	PI/2 BPSK	1	1	17.08	17.26	17.22	18.2	0.0
100	PI/2 BPSK	1	137	17.05	17.09	17.03		
100	PI/2 BPSK	1	271	17.09	17.22	17.09		
100	PI/2 BPSK	135	0	17.13	17.12	17.03	18.2	0.0
100	PI/2 BPSK	135	69	17.08	17.18	17.00	18.2	0.0
100	PI/2 BPSK	135	138	16.95	17.10	16.94	18.2	0.0
100	PI/2 BPSK	270	0	17.23	17.26	17.06		
100	QPSK	1	1	17.27	17.32	17.23	18.2	0.0
100	QPSK	1	137	17.24	17.23	17.17		
100	QPSK	1	271	17.20	17.20	17.20		
100	QPSK	135	0	16.92	17.08	16.92	18.2	0.0
100	QPSK	135	69	17.06	17.20	17.00	18.2	0.0
100	QPSK	135	138	16.89	17.09	16.88	18.2	0.0
100	QPSK	270	0	17.16	17.27	17.18		
100	16QAM	1	1	17.03	17.23	17.18	18.2	0.0
100	64QAM	1	1	17.21	17.20	17.21	18.2	0.0
100	256QAM	1	1	16.96	17.16	17.07	18.2	0.0
Channel				649334	656000	662668	Tune-up limit (dBm)	MPR (dB)
Frequency (MHz)				3740.01	3840	3940.02		
80	QPSK	1	1	17.10	17.29	17.12	18.2	0.0
Channel				648668	656000	663334	Tune-up limit (dBm)	MPR (dB)
Frequency (MHz)				3730.02	3840	3950.01		
60	QPSK	1	1	17.22	17.34	17.20	18.2	0.0
Channel				648000	656000	664000	Tune-up limit (dBm)	MPR (dB)
Frequency (MHz)				3720	3840	3960		
40	QPSK	1	1	17.05	17.11	17.22	18.2	0.0
Channel				647668	656000	664334	Tune-up limit (dBm)	MPR (dB)
Frequency (MHz)				3715.02	3840	3965.01		
30	QPSK	1	1	17.18	17.13	17.15	18.2	0.0
Channel				647334	656000	664668	Tune-up limit (dBm)	MPR (dB)
Frequency (MHz)				3710.01	3840	3970.02		
20	QPSK	1	1	17.29	17.26	17.17	18.2	0.0

Part27Q n77_FCC								
BW [MHz]	Modulation	RB Size	RB Offset	Power Low Ch. / Freq.	Power Middle Ch. / Freq.	Power High Ch. / Freq.	Tune-up limit (dBm)	MPR (dB)
Channel					633334			
Frequency (MHz)					3500.01			
100	PI/2 BPSK	1	1		16.75		18.2	0.0
100	PI/2 BPSK	1	137		16.67			
100	PI/2 BPSK	1	271		16.65			
100	PI/2 BPSK	135	0		16.73		18.2	0.0
100	PI/2 BPSK	135	69		16.77		18.2	0.0
100	PI/2 BPSK	135	138		16.71		18.2	0.0
100	PI/2 BPSK	270	0		16.63			
100	QPSK	1	1		16.79		18.2	0.0
100	QPSK	1	137		16.75			
100	QPSK	1	271		16.58			
100	QPSK	135	0		16.64		18.2	0.0
100	QPSK	135	69		16.74		18.2	0.0
100	QPSK	135	138		16.58		18.2	0.0
100	QPSK	270	0		16.67			
100	16QAM	1	1		16.71		18.2	0.0
100	64QAM	1	1		16.68		18.2	0.0
100	256QAM	1	1		16.63		18.2	0.0
Channel				632668	633334	634000	Tune-up limit (dBm)	MPR (dB)
Frequency (MHz)				3490.02	3500.01	3510		
80	QPSK	1	1	16.60	16.71	16.69	18.2	0.0
Channel				632000	633334	634668	Tune-up limit (dBm)	MPR (dB)
Frequency (MHz)				3480	3500.01	3520.02		
60	QPSK	1	1	16.61	16.63	16.67	18.2	0.0
Channel				631334	633334	635334	Tune-up limit (dBm)	MPR (dB)
Frequency (MHz)				3470.01	3500.01	3530.01		
40	QPSK	1	1	16.68	16.75	16.77	18.2	0.0
Channel				631000	633334	635668	Tune-up limit (dBm)	MPR (dB)
Frequency (MHz)				3465	3500.01	3535.02		
30	QPSK	1	1	16.78	16.74	16.69	18.2	0.0
Channel				630668	633334	636000	Tune-up limit (dBm)	MPR (dB)
Frequency (MHz)				3460.02	3500.01	3540		
20	QPSK	1	1	16.66	16.74	16.68	18.2	0.0

Part27O n78_FCC								
BW [MHz]	Modulation	RB Size	RB Offset	Power Low Ch. / Freq.	Power Middle Ch. / Freq.	Power High Ch. / Freq.	Tune-up limit (dBm)	MPR (dB)
Channel				650000	650000	650000		
Frequency (MHz)				3750	3750	3750		
100	PI/2 BPSK	1	1		16.81		18.2	0.0
100	PI/2 BPSK	1	137		16.90			
100	PI/2 BPSK	1	271		16.75			
100	PI/2 BPSK	135	0		16.92		18.2	0.0
100	PI/2 BPSK	135	69		16.83		18.2	0.0
100	PI/2 BPSK	135	138		16.80		18.2	0.0
100	PI/2 BPSK	270	0		16.90			
100	QPSK	1	1		16.94		18.2	0.0
100	QPSK	1	137		16.81			
100	QPSK	1	271		16.93			
100	QPSK	135	0		16.88		18.2	0.0
100	QPSK	135	69		16.89		18.2	0.0
100	QPSK	135	138		16.80		18.2	0.0
100	QPSK	270	0		16.86			
100	16QAM	1	1		16.90		18.2	0.0
100	64QAM	1	1		16.81		18.2	0.0
100	256QAM	1	1		16.93		18.2	0.0
Channel				649668	650000	650334	Tune-up limit (dBm)	MPR (dB)
Frequency (MHz)				3745.02	3750	3755.01		
90	QPSK	1	1	16.79	16.73	16.82	18.2	0.0
Channel				649334	650000	650668	Tune-up limit (dBm)	MPR (dB)
Frequency (MHz)				3740.01	3750	3760.02		
80	QPSK	1	1	16.78	16.74	16.92	18.2	0.0
Channel				649000	650000	651000	Tune-up limit (dBm)	MPR (dB)
Frequency (MHz)				3735	3750	3765		
70	QPSK	1	1	16.90	16.91	16.91	18.2	0.0
Channel				648668	650000	651334	Tune-up limit (dBm)	MPR (dB)
Frequency (MHz)				3730.02	3750	3770.01		
60	QPSK	1	1	16.73	16.85	16.85	18.2	0.0
Channel				648334	650000	651668	Tune-up limit (dBm)	MPR (dB)
Frequency (MHz)				3725.01	3750	3775.02		
50	QPSK	1	1	16.89	16.87	16.86	18.2	0.0
Channel				648000	650000	652000	Tune-up limit (dBm)	MPR (dB)
Frequency (MHz)				3720	3750	3780		
40	QPSK	1	1	16.93	16.76	16.73	18.2	0.0
Channel				647668	650000	652334	Tune-up limit (dBm)	MPR (dB)
Frequency (MHz)				3715.02	3750	3785.01		
30	QPSK	1	1	16.85	16.85	16.83	18.2	0.0
Channel				647334	650000	652668	Tune-up limit (dBm)	MPR (dB)
Frequency (MHz)				3710.01	3750	3790.02		
20	QPSK	1	1	16.90	16.92	16.82	18.2	0.0

Part27Q 78_FCC								
BW [MHz]	Modulation	RB Size	RB Offset	Power Low Ch. / Freq.	Power Middle Ch. / Freq.	Power High Ch. / Freq.	Tune-up limit (dBm)	MPR (dB)
Channel					633334			
Frequency (MHz)					3500.01			
100	PI/2 BPSK	1	1		16.84		18.2	0.0
100	PI/2 BPSK	1	137		16.72			
100	PI/2 BPSK	1	271		16.87			
100	PI/2 BPSK	135	0		16.81		18.2	0.0
100	PI/2 BPSK	135	69		16.77		18.2	0.0
100	PI/2 BPSK	135	138		16.74		18.2	0.0
100	PI/2 BPSK	270	0		16.85			
100	QPSK	1	1		16.88		18.2	0.0
100	QPSK	1	137		16.83			
100	QPSK	1	271		16.70			
100	QPSK	135	0		16.75		18.2	0.0
100	QPSK	135	69		16.84		18.2	0.0
100	QPSK	135	138		16.66		18.2	0.0
100	QPSK	270	0		16.75			
100	16QAM	1	1		16.81		18.2	0.0
100	64QAM	1	1		16.76		18.2	0.0
100	256QAM	1	1		16.72		18.2	0.0
Channel				633000	633334	633668	Tune-up limit (dBm)	MPR (dB)
Frequency (MHz)				3495	3500.01	3505.02		
90	QPSK	1	1	16.68	16.71	16.67	18.2	0.0
Channel				632668	633334	634000	Tune-up limit (dBm)	MPR (dB)
Frequency (MHz)				3490.02	3500.01	3510		
80	QPSK	1	1	16.77	16.80	16.85	18.2	0.0
Channel				632334	633334	634334	Tune-up limit (dBm)	MPR (dB)
Frequency (MHz)				3485.01	3500.01	3515.01		
70	QPSK	1	1	16.74	16.76	16.73	18.2	0.0
Channel				632000	633334	634668	Tune-up limit (dBm)	MPR (dB)
Frequency (MHz)				3480	3500.01	3520.02		
60	QPSK	1	1	16.69	16.75	16.81	18.2	0.0
Channel				631668	633334	635000	Tune-up limit (dBm)	MPR (dB)
Frequency (MHz)				3475.02	3500.01	3525		
50	QPSK	1	1	16.69	16.79	16.73	18.2	0.0
Channel				631334	633334	635334	Tune-up limit (dBm)	MPR (dB)
Frequency (MHz)				3470.01	3500.01	3530.01		
40	QPSK	1	1	16.79	16.80	16.87	18.2	0.0
Channel				631000	633334	635668	Tune-up limit (dBm)	MPR (dB)
Frequency (MHz)				3465	3500.01	3535.02		
30	QPSK	1	1	16.80	16.86	16.85	18.2	0.0
Channel				630668	633334	636000	Tune-up limit (dBm)	MPR (dB)
Frequency (MHz)				3460.02	3500.01	3540		
20	QPSK	1	1	16.69	16.79	16.70	18.2	0.0

Ant 5

n41_FCC								
BW [MHz]	Modulation	RB Size	RB Offset	Power Low Ch. / Freq.	Power Middle Ch. / Freq.	Power High Ch. / Freq.	Tune-up limit (dBm)	MPR (dB)
Channel				509202	518598	528000		
Frequency (MHz)				2546.01	2592.99	2640		
100	PI/2 BPSK	1	1	18.42	18.56	18.47	19.7	0.0
100	PI/2 BPSK	1	137	18.25	18.51	18.36		
100	PI/2 BPSK	1	271	18.44	18.43	18.27		
100	PI/2 BPSK	135	0	18.38	18.38	18.26	19.7	0.0
100	PI/2 BPSK	135	69	18.30	18.39	18.46	19.7	0.0
100	PI/2 BPSK	135	138	18.40	18.46	18.40	19.7	0.0
100	PI/2 BPSK	270	0	18.23	18.35	18.27		
100	QPSK	1	1	18.52	18.61	18.48	19.7	0.0
100	QPSK	1	137	18.60	18.48	18.49		
100	QPSK	1	271	18.36	18.42	18.43		
100	QPSK	135	0	18.31	18.27	18.30	19.7	0.0
100	QPSK	135	69	18.34	18.55	18.45	19.7	0.0
100	QPSK	135	138	18.35	18.44	18.32	19.7	0.0
100	QPSK	270	0	18.38	18.52	18.20		
100	16QAM	1	1	18.27	18.41	18.18	19.7	0.0
100	64QAM	1	1	18.26	18.31	18.26	19.7	0.0
100	256QAM	1	1	18.47	18.40	18.43	19.7	0.0
Channel				508200	518598	528996	Tune-up limit (dBm)	MPR (dB)
Frequency (MHz)				2541	2592.99	2644.98		
90	QPSK	1	1	18.48	18.49	18.46	19.7	0.0
Channel				507204	518598	529998	Tune-up limit (dBm)	MPR (dB)
Frequency (MHz)				2536.02	2592.99	2649.99		
80	QPSK	1	1	18.46	18.43	18.41	19.7	0.0
Channel				506202	518598	531000	Tune-up limit (dBm)	MPR (dB)
Frequency (MHz)				2531.01	2592.99	2655		
70	QPSK	1	1	18.49	18.52	18.37	19.7	0.0
Channel				505200	518598	531996	Tune-up limit (dBm)	MPR (dB)
Frequency (MHz)				2526	2592.99	2659.98		
60	QPSK	1	1	18.44	18.45	18.40	19.7	0.0
Channel				504204	518598	532998	Tune-up limit (dBm)	MPR (dB)
Frequency (MHz)				2521.02	2592.99	2664.99		
50	QPSK	1	1	18.41	18.56	18.42	19.7	0.0
Channel				503202	518598	534000	Tune-up limit (dBm)	MPR (dB)
Frequency (MHz)				2516.01	2592.99	2670		
40	QPSK	1	1	18.45	18.48	18.34	19.7	0.0
Channel				502200	518598	534996	Tune-up limit (dBm)	MPR (dB)
Frequency (MHz)				2511	2592.99	2674.98		
30	QPSK	1	1	18.38	18.57	18.33	19.7	0.0
Channel				501204	518598	535998	Tune-up limit (dBm)	MPR (dB)
Frequency (MHz)				2506.02	2592.99	2679.99		
20	QPSK	1	1	18.46	18.44	18.46	19.7	0.0

Par27O n77_FCC								
BW [MHz]	Modulation	RB Size	RB Offset	Power Low Ch. / Freq.	Power Middle Ch. / Freq.	Power High Ch. / Freq.	Tune-up limit (dBm)	MPR (dB)
Channel				650000	656000	662000		
Frequency (MHz)				3750	3840	3930		
100	PI/2 BPSK	1	1	16.40	16.47	16.45	17.6	0.0
100	PI/2 BPSK	1	137	16.31	16.38	16.32		
100	PI/2 BPSK	1	271	16.28	16.39	16.36		
100	PI/2 BPSK	135	0	16.15	16.31	16.15	17.6	0.0
100	PI/2 BPSK	135	69	16.32	16.44	16.39	17.6	0.0
100	PI/2 BPSK	135	138	16.40	16.47	16.33	17.6	0.0
100	PI/2 BPSK	270	0	16.34	16.45	16.40		
100	QPSK	1	1	16.37	16.53	16.48	17.6	0.0
100	QPSK	1	137	16.33	16.47	16.42		
100	QPSK	1	271	16.35	16.46	16.40		
100	QPSK	135	0	16.28	16.41	16.27	17.6	0.0
100	QPSK	135	69	16.45	16.52	16.36	17.6	0.0
100	QPSK	135	138	16.42	16.49	16.34	17.6	0.0
100	QPSK	270	0	16.49	16.50	16.46		
100	16QAM	1	1	16.29	16.39	16.25	17.6	0.0
100	64QAM	1	1	16.16	16.24	16.10	17.6	0.0
100	256QAM	1	1	16.38	16.48	16.37	17.6	0.0
Channel				649334	656000	662668	Tune-up limit (dBm)	MPR (dB)
Frequency (MHz)				3740.01	3840	3940.02		
80	QPSK	1	1	16.29	16.43	16.41	17.6	0.0
Channel				648668	656000	663334	Tune-up limit (dBm)	MPR (dB)
Frequency (MHz)				3730.02	3840	3950.01		
60	QPSK	1	1	16.21	16.45	16.40	17.6	0.0
Channel				648000	656000	664000	Tune-up limit (dBm)	MPR (dB)
Frequency (MHz)				3720	3840	3960		
40	QPSK	1	1	16.29	16.39	16.39	17.6	0.0
Channel				647668	656000	664334	Tune-up limit (dBm)	MPR (dB)
Frequency (MHz)				3715.02	3840	3965.01		
30	QPSK	1	1	16.21	16.36	16.34	17.6	0.0
Channel				647334	656000	664668	Tune-up limit (dBm)	MPR (dB)
Frequency (MHz)				3710.01	3840	3970.02		
20	QPSK	1	1	16.20	16.51	16.46	17.6	0.0

Part27Q n77_FCC								
BW [MHz]	Modulation	RB Size	RB Offset	Power Low Ch. / Freq.	Power Middle Ch. / Freq.	Power High Ch. / Freq.	Tune-up limit (dBm)	MPR (dB)
Channel					633334			
Frequency (MHz)					3500.01			
100	PI/2 BPSK	1	1		16.23		17.6	0.0
100	PI/2 BPSK	1	137		16.17			
100	PI/2 BPSK	1	271		16.09			
100	PI/2 BPSK	135	0		16.23		17.6	0.0
100	PI/2 BPSK	135	69		16.11		17.6	0.0
100	PI/2 BPSK	135	138		16.19		17.6	0.0
100	PI/2 BPSK	270	0		16.21			
100	QPSK	1	1		16.51		17.6	0.0
100	QPSK	1	137		16.10			
100	QPSK	1	271		16.13			
100	QPSK	135	0		16.16		17.6	0.0
100	QPSK	135	69		16.46		17.6	0.0
100	QPSK	135	138		16.11		17.6	0.0
100	QPSK	270	0		16.30			
100	16QAM	1	1		16.10		17.6	0.0
100	64QAM	1	1		16.14		17.6	0.0
100	256QAM	1	1		16.03		17.6	0.0
Channel				632668	633334	634000	Tune-up limit (dBm)	MPR (dB)
Frequency (MHz)				3490.22	3500.21	3510.2		
80	QPSK	1	1	16.16	16.24	16.29	17.6	0.0
Channel				632000	633334	634668	Tune-up limit (dBm)	MPR (dB)
Frequency (MHz)				3480.2	3500.21	3520.22		
60	QPSK	1	1	16.15	16.22	16.16	17.6	0.0
Channel				631334	633334	635334	Tune-up limit (dBm)	MPR (dB)
Frequency (MHz)				3470.21	3500.21	3530.21		
40	QPSK	1	1	16.25	16.21	16.24	17.6	0.0
Channel				631000	633334	635668	Tune-up limit (dBm)	MPR (dB)
Frequency (MHz)				3465.2	3500.21	3535.22		
30	QPSK	1	1	16.17	16.16	16.25	17.6	0.0
Channel				630668	633334	636000	Tune-up limit (dBm)	MPR (dB)
Frequency (MHz)				3460.22	3500.21	3540.2		
20	QPSK	1	1	16.21	16.21	16.25	17.6	0.0

Part27O n78_FCC								
BW [MHz]	Modulation	RB Size	RB Offset	Power Low Ch. / Freq.	Power Middle Ch. / Freq.	Power High Ch. / Freq.	Tune-up limit (dBm)	MPR (dB)
Channel				650000	650000	650000		
Frequency (MHz)				3750	3750	3750		
100	PI/2 BPSK	1	1		16.16		17.6	0.0
100	PI/2 BPSK	1	137		16.02			
100	PI/2 BPSK	1	271		15.97			
100	PI/2 BPSK	135	0		16.08		17.6	0.0
100	PI/2 BPSK	135	69		15.93		17.6	0.0
100	PI/2 BPSK	135	138		16.13		17.6	0.0
100	PI/2 BPSK	270	0		16.09			
100	QPSK	1	1		16.24		17.6	0.0
100	QPSK	1	137		15.99			
100	QPSK	1	271		15.95			
100	QPSK	135	0		16.05		17.6	0.0
100	QPSK	135	69		16.15		17.6	0.0
100	QPSK	135	138		16.00		17.6	0.0
100	QPSK	270	0		16.12			
100	16QAM	1	1		16.05		17.6	0.0
100	64QAM	1	1		15.96		17.6	0.0
100	256QAM	1	1		15.95		17.6	0.0
Channel				649668	650000	650334	Tune-up limit (dBm)	MPR (dB)
Frequency (MHz)				3745.22	3750.2	3755.21		
90	QPSK	1	1	16.22	16.22	16.15	17.6	0.0
Channel				649334	650000	650668	Tune-up limit (dBm)	MPR (dB)
Frequency (MHz)				3740.21	3750.2	3760.22		
80	QPSK	1	1	16.10	16.07	16.10	17.6	0.0
Channel				649000	650000	651000	Tune-up limit (dBm)	MPR (dB)
Frequency (MHz)				3735.2	3750.2	3765.2		
70	QPSK	1	1	16.07	16.16	16.12	17.6	0.0
Channel				648668	650000	651334	Tune-up limit (dBm)	MPR (dB)
Frequency (MHz)				3730.22	3750.2	3770.21		
60	QPSK	1	1	16.10	16.15	16.14	17.6	0.0
Channel				648334	650000	651668	Tune-up limit (dBm)	MPR (dB)
Frequency (MHz)				3725.21	3750.2	3775.22		
50	QPSK	1	1	16.18	16.07	16.08	17.6	0.0
Channel				648000	650000	652000	Tune-up limit (dBm)	MPR (dB)
Frequency (MHz)				3720.2	3750.2	3780.2		
40	QPSK	1	1	16.10	16.20	16.07	17.6	0.0
Channel				647668	650000	652334	Tune-up limit (dBm)	MPR (dB)
Frequency (MHz)				3715.22	3750.2	3785.21		
30	QPSK	1	1	16.18	16.14	16.08	17.6	0.0
Channel				647334	650000	652668	Tune-up limit (dBm)	MPR (dB)
Frequency (MHz)				3710.21	3750.2	3790.22		
20	QPSK	1	1	16.15	16.17	16.18	17.6	0.0

Part27Q 78_FCC								
BW [MHz]	Modulation	RB Size	RB Offset	Power Low Ch. / Freq.	Power Middle Ch. / Freq.	Power High Ch. / Freq.	Tune-up limit (dBm)	MPR (dB)
Channel					633334			
Frequency (MHz)					3500.01			
100	PI/2 BPSK	1	1		16.04		17.6	0.0
100	PI/2 BPSK	1	137		16.08			
100	PI/2 BPSK	1	271		16.02			
100	PI/2 BPSK	135	0		16.03		17.6	0.0
100	PI/2 BPSK	135	69		15.89		17.6	0.0
100	PI/2 BPSK	135	138		16.10		17.6	0.0
100	PI/2 BPSK	270	0		15.98			
100	QPSK	1	1		16.16		17.6	0.0
100	QPSK	1	137		15.89			
100	QPSK	1	271		15.96			
100	QPSK	135	0		16.01		17.6	0.0
100	QPSK	135	69		16.09		17.6	0.0
100	QPSK	135	138		15.89		17.6	0.0
100	QPSK	270	0		16.03			
100	16QAM	1	1		15.88		17.6	0.0
100	64QAM	1	1		15.97		17.6	0.0
100	256QAM	1	1		15.82		17.6	0.0
Channel				633000	633334	633668	Tune-up limit (dBm)	MPR (dB)
Frequency (MHz)				3495.2	3500.21	3505.22		
90	QPSK	1	1	16.01	16.10	16.11	17.6	0.0
Channel				632668	633334	634000	Tune-up limit (dBm)	MPR (dB)
Frequency (MHz)				3490.22	3500.21	3510.2		
80	QPSK	1	1	15.99	15.99	16.01	17.6	0.0
Channel				632334	633334	634334	Tune-up limit (dBm)	MPR (dB)
Frequency (MHz)				3485.21	3500.21	3515.21		
70	QPSK	1	1	16.09	16.01	16.01	17.6	0.0
Channel				632000	633334	634668	Tune-up limit (dBm)	MPR (dB)
Frequency (MHz)				3480.2	3500.21	3520.22		
60	QPSK	1	1	16.08	16.10	16.04	17.6	0.0
Channel				631668	633334	635000	Tune-up limit (dBm)	MPR (dB)
Frequency (MHz)				3475.22	3500.21	3525.2		
50	QPSK	1	1	16.03	16.02	16.04	17.6	0.0
Channel				631334	633334	635334	Tune-up limit (dBm)	MPR (dB)
Frequency (MHz)				3470.21	3500.21	3530.21		
40	QPSK	1	1	16.09	16.07	16.14	17.6	0.0
Channel				631000	633334	635668	Tune-up limit (dBm)	MPR (dB)
Frequency (MHz)				3465.2	3500.21	3535.22		
30	QPSK	1	1	16.03	15.99	16.13	17.6	0.0
Channel				630668	633334	636000	Tune-up limit (dBm)	MPR (dB)
Frequency (MHz)				3460.22	3500.21	3540.2		
20	QPSK	1	1	16.06	16.08	16.02	17.6	0.0

<WLAN Conducted Power>

General Note:

1. Per KDB 248227 D01v02r02, SAR test reduction is determined according to 802.11 transmission mode configurations and certain exposure conditions with multiple test positions. In the 2.4 GHz band, separate SAR procedures are applied to DSSS and OFDM configurations to simplify DSSS test requirements. For OFDM, in both 2.4 and 5 GHz bands, an initial test configuration must be determined for each standalone and aggregated frequency band, according to the transmission mode configuration with the highest maximum output power specified for production units to perform SAR measurements. If the same highest maximum output power applies to different combinations of channel bandwidths, modulations and data rates, additional procedures are applied to determine which test configurations require SAR measurement. When applicable, an initial test position may be applied to reduce the number of SAR measurements required for next to the ear, UMPC mini-tablet or hotspot mode configurations with multiple test positions.
2. For 2.4 GHz 802.11b DSSS, either the initial test position procedure for multiple exposure test positions or the DSSS procedure for fixed exposure position is applied; these are mutually exclusive. For 2.4 GHz and 5 GHz OFDM configurations, the initial test configuration is applied to measure SAR using either the initial test position procedure for multiple exposure test position configurations or the initial test configuration procedures for fixed exposure test conditions. Based on the reported SAR of the measured configurations and maximum output power of the transmission mode configurations that are not included in the initial test configuration, the subsequent test configuration and initial test position procedures are applied to determine if SAR measurements are required for the remaining OFDM transmission configurations. In general, the number of test channels that require SAR measurement is minimized based on maximum output power measured for the test sample(s).
3. For OFDM transmission configurations in the 2.4 GHz and 5 GHz bands, When the same maximum power is specified for multiple transmission modes in a frequency band, the largest channel bandwidth, lowest order modulation, lowest data rate and lowest order 802.11a/g/n/ac mode is used for SAR measurement, on the highest measured output power channel for each frequency band.
4. DSSS and OFDM configurations are considered separately according to the required SAR procedures. SAR is measured in the initial test position using the 802.11 transmission mode configuration required by the DSSS procedure or initial test configuration and subsequent test configuration(s) according to the OFDM procedures.18 The initial test position procedure is described in the following:
   a. When the reported SAR of the initial test position is ≤ 0.4 W/kg, further SAR measurement is not required for the other test positions in that exposure configuration and 802.11 transmission mode combinations within the frequency band or aggregated band.
   b. When the reported SAR of the test position is > 0.4 W/kg, SAR is repeated for the 802.11 transmission mode configuration tested in the initial test position to measure the subsequent next closet/smallest test separation distance and maximum coupling test position on the highest maximum output power channel, until the report SAR is ≤ 0.8 W/kg or all required test position are tested.
   c. For all positions/configurations, when the reported SAR is > 0.8 W/kg, SAR is measured for these test positions/configurations on the subsequent next highest measured output power channel(s) until the reported SAR is ≤ 1.2 W/kg or all required channels are tested.
5. 802.11ax supports full tone size and partial tone size, after verification for the partial tone size mode power level will not higher than full tone size power level, so chose full tone power to be measured in this report.
6. The 2.4GHz/5GHz WLAN can transmit in SISO and MIMO antenna mode.
7. The 2.4GHz/5GHz WLAN can transmit in SISO/MIMO antenna mode. TX Beamforming mode is only supported in 2.4GHz WLAN 802.11ax and 5GHz WLAN 802.11n/ax.
8. Due to the single antenna RF power in WLAN SISO & MIMO (CDD) mode is larger than or very close to the single antenna RF power in Beamforming mode, so WLAN SISO & MIMO (CDD) mode SAR can represent beamforming mode SAR.

<2.4GHz WLAN Ant6>

Ant 6				Full power For Sensor off Standalone For Sensor off Simultaneous		For Sensor on Standalone		For Sensor on Simultaneous		
	Mode	Channel	Frequency (MHz)	Average power (dBm)	Tune-Up Limit	Average power (dBm)	Tune-Up Limit	Average power (dBm)	Tune-Up Limit	Duty Cycle %
2.4GHz WLAN	802.11b 1Mbps	1	2412	20.90	22.50	15.60	16.50	13.40	14.00	99.20
		6	2437	20.80	22.50	15.50	16.50	13.00	14.00	
		11	2462	19.70	21.50	15.20	16.50	12.80	14.00	
	802.11g 6Mbps	1	2412	16.30	18.00	15.20	16.50	Not Required	14.00	95.40
		2	2417	18.50	20.00	15.30	16.50		14.00	
		6	2437	20.40	22.00	14.70	16.50		14.00	
		9	2452	17.60	19.00	14.60	16.50		14.00	
		10	2457	14.50	16.00	14.50	16.00		14.00	
		11	2462	12.50	14.00	12.50	14.00		14.00	
	802.11n-HT20 MCS0	1	2412	15.20	17.00	Not Required	16.50		14.00	95.10
		6	2437	18.60	20.00		16.50		14.00	
		10	2457	14.70	16.00		16.00		14.00	
		11	2462	12.00	13.50		13.50		14.00	
	802.11ac-VHT20 MCS0	1	2412	15.20	17.00		16.50		14.00	93.10
		6	2437	18.60	20.00		16.50		14.00	
		10	2457	14.70	16.50		16.50		14.00	
		11	2462	12.00	13.50		13.50		14.00	
	802.11ax-HE20 MCS0	1	2412	15.30	17.00		16.50		14.00	97.50
		6	2437	18.70	20.00		16.50		14.00	
		10	2457	14.80	16.50		16.50		14.00	
		11	2462	12.10	13.50		13.50		13.50	

<2.4GHz WLAN Ant7>

Ant 7				Full power For Sensor off Standalone For Sensor off Simultaneous		For Sensor on Standalone		For Sensor on Simultaneous		
	Mode	Channel	Frequency (MHz)	Average power (dBm)	Tune-Up Limit	Average power (dBm)	Tune-Up Limit	Average power (dBm)	Tune-Up Limit	Duty Cycle %
2.4GHz WLAN	802.11b 1Mbps	1	2412	20.80	22.50	15.90	16.50	14.00	15.00	99.20
		6	2437	19.60	21.00	15.80	16.50	13.60	15.00	
		11	2462	19.20	20.50	15.40	16.50	13.10	15.00	
	802.11g 6Mbps	1	2412	15.90	17.50	15.90	16.50	Not Required	15.00	95.40
		2	2417	18.20	19.50	15.20	16.50		15.00	
		6	2437	19.50	21.00	15.00	16.50		15.00	
		9	2452	18.40	20.00	15.20	16.50		15.00	
		10	2457	15.20	16.50	15.20	16.50		15.00	
		11	2462	13.10	14.50	13.10	14.50		14.50	
	802.11n-HT20 MCS0	1	2412	14.90	16.50	Not Required	16.50		15.00	95.10
		6	2437	18.00	19.50		16.50		15.00	
		10	2457	15.00	16.50		16.50		15.00	
		11	2462	13.20	14.50		14.50		14.50	
	802.11ac-VHT20 MCS0	1	2412	14.90	16.50		16.50		15.00	93.10
		6	2437	18.00	19.50		16.50		15.00	
		10	2457	15.00	16.50		16.50		15.00	
		11	2462	13.20	14.50		14.50		14.50	
	802.11ax-HE20 MCS0	1	2412	15.00	16.50		16.50		15.00	97.50
		6	2437	18.10	19.50		16.50		15.00	
		10	2457	15.10	16.50		16.50		15.00	
		11	2462	13.30	15.00		15.00		15.00	

<2.4GHz WLAN Ant6+7>

Ant 6+7				Full power For Sensor off Standalone For Sensor off Simultaneous		For Sensor on Standalone		For Sensor on Simultaneous		
	Mode	Channel	Frequency (MHz)	Average power (dBm)	Tune-Up Limit	Average power (dBm)	Tune-Up Limit	Average power (dBm)	Tune-Up Limit	Duty Cycle %
2.4GHz WLAN	802.11b 1Mbps	1	2412	23.86	25.50	18.76	19.50	16.72	17.50	99.20
		6	2437	23.25	24.50	18.66	19.50	16.32	17.50	
		11	2462	22.47	24.00	18.31	19.50	15.96	17.50	
	802.11g 6Mbps	1	2412	19.11	20.50	18.57	19.50	Not Required	17.50	95.40
		2	2417	21.36	22.50	18.26	19.50		17.50	
		6	2437	22.98	24.50	17.86	19.50		17.50	
		9	2452	21.03	22.50	17.92	19.50		17.50	
		10	2457	17.87	19.00	17.87	19.00		17.50	
		11	2462	15.82	17.00	15.82	17.00		17.00	
	802.11n-HT20 MCS0	1	2412	18.06	19.50	Not Required	19.50		17.50	95.10
		6	2437	21.32	22.50		19.50		17.50	
		10	2457	17.86	19.00		19.00		17.50	
		11	2462	15.65	17.00		17.00		17.00	
	802.11ac-VHT20 MCS0	1	2412	18.06	19.50		19.50		17.50	93.10
		6	2437	21.32	22.50		19.50		17.50	
		10	2457	17.86	19.50		19.50		17.50	
		11	2462	15.65	17.00		17.00		17.00	
	802.11ax-HE20 MCS0	1	2412	18.16	19.50		19.50		17.50	97.50
		6	2437	21.42	22.50		19.50		17.50	
		10	2457	17.96	19.50		19.50		17.50	
		11	2462	15.75	17.00		17.00		17.00	

<5GHz WLAN Ant6>

Ant 6				Full power For Sensor off Standalone		For Sensor on Standalone		For Sensor on Simultaneous		For Sensor off Simultaneous		
	Mode	Channel	Frequency (MHz)	Average power (dBm)	Tune-Up Limit	Average power (dBm)	Tune-Up Limit	Average power (dBm)	Tune-Up Limit	Average power (dBm)	Tune-Up Limit	Duty Cycle %
5.2GHz WLAN	802.11a 6Mbps	36	5180	17.40	19.00	Not Required	12.00	Not Required	9.00	Not Required	19.00	93.51
		40	5200	17.40	19.00		12.00		9.00		19.00	
		44	5220	17.10	18.50		12.00		9.00		18.50	
		48	5240	17.40	19.00		12.00		9.00		19.00	
	802.11n-HT20 MCS0	36	5180	17.20	19.00		12.00		9.00		19.00	93.10
		40	5200	17.20	19.00		12.00		9.00		19.00	
		44	5220	17.40	19.00		12.00		9.00		19.00	
		48	5240	17.50	19.00		12.00		9.00		19.00	
	802.11n-HT40 MCS0	38	5190	17.70	19.00		12.00		9.00	17.70	19.00	87.00
		46	5230	20.10	21.50		12.00		9.00	18.50	20.50	
	802.11ac-VHT20 MCS0	36	5180	17.20	19.00		12.00		9.00	Not Required	19.00	93.20
		40	5200	17.20	19.00		12.00		9.00		19.00	
		44	5220	17.40	19.00		12.00		9.00		19.00	
		48	5240	17.50	19.00		12.00		9.00		19.00	
	802.11ac-VHT40 MCS0	38	5190	17.70	19.00		12.00		9.00		19.00	87.10
		46	5230	20.10	21.50		12.00		9.00		20.50	
	802.11ac-VHT80 MCS0	42	5210	16.80	18.50	10.50	12.00	7.10	9.00		18.50	93.20
	802.11ax-HE20 MCS0	36	5180	17.30	19.00	Not Required	12.00	Not Required	9.00		19.00	97.50
		40	5200	17.30	19.00		12.00		9.00		19.00	
		44	5220	17.50	19.00		12.00		9.00		19.00	
		48	5240	17.60	19.00		12.00		9.00		19.00	
	802.11ax-HE40 MCS0	38	5190	17.80	19.00		12.00		9.00		19.00	95.30
		46	5230	20.20	21.50		12.00		9.00		20.50	
	802.11ax-HE80 MCS0	42	5210	16.90	18.50		12.00		9.00		18.50	90.70

Ant 6				Full power For Sensor off Standalone		For Sensor on Standalone		For Sensor on Simultaneous		For Sensor off Simultaneous		
	Mode	Channel	Frequency (MHz)	Average power (dBm)	Tune-Up Limit	Average power (dBm)	Tune-Up Limit	Average power (dBm)	Tune-Up Limit	Average power (dBm)	Tune-Up Limit	Duty Cycle %
5.3GHz WLAN	802.11a 6Mbps	52	5260	17.20	18.50	Not Required	12.00	Not Required	9.00	Not Required.	18.50	93.51
		56	5280	17.20	18.50		12.00		9.00		18.50	
		60	5300	17.40	19.00		12.00		9.00		19.00	
		64	5320	17.40	19.00		12.00		9.00		19.00	
	802.11n-HT20 MCS0	52	5260	17.40	19.00		12.00		9.00		19.00	93.10
		56	5280	17.40	19.00		12.00		9.00		19.00	
		60	5300	17.10	19.00		12.00		9.00		19.00	
		64	5320	17.30	19.00		12.00		9.00		19.00	
	802.11n-HT40 MCS0	54	5270	20.30	22.00	11.30	12.00		9.00	18.60	20.50	87.00
		62	5310	17.70	19.00	11.10	12.00		9.00	17.70	19.00	
	802.11ac-VHT20 MCS0	52	5260	17.40	19.00	Not Required	12.00		9.00	Not Required	19.00	93.20
		56	5280	17.40	19.00		12.00		9.00		19.00	
		60	5300	17.10	18.50		12.00		9.00		18.50	
		64	5320	17.30	19.00		12.00		9.00		19.00	
	802.11ac-VHT40 MCS0	54	5270	20.30	22.00		12.00		9.00		20.50	87.10
		62	5310	17.70	19.00		12.00		9.00		19.00	
	802.11ac-VHT80 MCS0	58	5290	16.20	18.00	10.60	12.00	7.30	9.00		18.00	93.20
	802.11ax-HE20 MCS0	52	5260	17.50	19.00	Not Required	12.00	Not Required	9.00		19.00	97.50
		56	5280	17.50	19.00		12.00		9.00		19.00	
		60	5300	17.20	19.00		12.00		9.00		19.00	
		64	5320	17.40	19.00		12.00		9.00		19.00	
	802.11ax-HE40 MCS0	54	5270	20.40	22.00		12.00		9.00		20.50	95.30
		62	5310	17.80	19.50		12.00		9.00		19.50	
	802.11ax-HE80 MCS0	58	5290	16.30	18.00		12.00		9.00		18.00	90.70

Ant 6				Full power For Sensor off Standalone For Sensor off Simultaneous		For Sensor on Standalone		For Sensor on Simultaneous		
	Mode	Channel	Frequency (MHz)	Average power (dBm)	Tune-Up Limit	Average power (dBm)	Tune-Up Limit	Average power (dBm)	Tune-Up Limit	Duty Cycle %
5.5GHz WLAN	802.11a 6Mbps	100	5500	17.50	19.00	Not Required	10.50	Not Required	7.50	93.51
		116	5580	17.30	19.00		10.50		7.50	
		124	5620	17.30	19.00		10.50		7.50	
		132	5660	17.30	19.00		10.50		7.50	
		140	5700	17.50	19.00		10.50		7.50	
		144	5720	17.50	19.00		10.50		7.50	
	802.11n-HT20 MCS0	100	5500	17.40	19.00		10.50		7.50	93.10
		116	5580	17.30	19.00		10.50		7.50	
		124	5620	17.30	19.00		10.50		7.50	
		132	5660	17.30	19.00		10.50		7.50	
		140	5700	17.20	19.00		10.50		7.50	
		144	5720	17.10	19.00		10.50		7.50	
	802.11n-HT40 MCS0	102	5510	18.20	19.50	9.60	10.50		7.50	87.00
		110	5550	20.40	22.00	9.20	10.50		7.50	
		126	5630	20.40	22.00	9.20	10.50		7.50	
		134	5670	19.10	20.50	9.10	10.50		7.50	
		142	5710	20.00	21.50	9.30	10.50		7.50	
	802.11ac-VHT20 MCS0	100	5500	17.40	19.00	Not Required	10.50		7.50	93.20
		116	5580	17.30	19.00		10.50		7.50	
		124	5620	17.30	19.00		10.50		7.50	
		132	5660	17.30	19.00		10.50		7.50	
		140	5700	17.20	18.50		10.50		7.50	
		144	5720	17.10	18.50		10.50		7.50	
	802.11ac-VHT40 MCS0	102	5510	18.20	20.00		10.50		7.50	87.10
		110	5550	20.40	22.00		10.50		7.50	
		126	5630	20.40	22.00		10.50		7.50	
		134	5670	19.10	20.50		10.50		7.50	
		142	5710	20.00	21.50		10.50		7.50	
	802.11ac-VHT80 MCS0	106	5530	17.00	18.50	9.30	10.50	6.00	7.50	93.20
		122	5610	20.00	21.50	9.80	10.50	6.30	7.50	
		138	5690	19.00	20.50	9.50	10.50	6.10	7.50	
	802.11ax-HE20 MCS0	100	5500	17.50	19.00	Not Required	10.50	Not Required	7.50	97.50
		116	5580	17.40	19.00		10.50		7.50	
		124	5620	17.50	19.00		10.50		7.50	
		132	5660	17.50	19.00		10.50		7.50	
		140	5700	17.30	19.00		10.50		7.50	
		144	5720	17.20	19.00		10.50		7.50	
	802.11ax-HE40 MCS0	102	5510	18.30	20.00		10.50		7.50	95.30
		110	5550	20.50	22.00		10.50		7.50	
		126	5630	20.50	22.00		10.50		7.50	
		134	5670	19.20	20.50		10.50		7.50	
		142	5710	20.10	21.50		10.50		7.50	
	802.11ax-HE80 MCS0	106	5530	17.10	19.00		10.50		7.50	90.70
		122	5610	20.10	21.50		10.50		7.50	
		138	5690	19.10	20.50		10.50		7.50	

Ant 6				Full power For Sensor off Standalone		For Sensor on Standalone		For Sensor on Simultaneous		For Sensor off Simultaneous		
	Mode	Channel	Frequency (MHz)	Average power (dBm)	Tune-Up Limit	Average power (dBm)	Tune-Up Limit	Average power (dBm)	Tune-Up Limit	Average power (dBm)	Tune-Up Limit	Duty Cycle %
5.8GHz WLAN	802.11a 6Mbps	149	5745	21.20	22.50	Not Required	9.50	Not Required	7.00	Not Required	20.00	93.50
		157	5785	21.20	22.50		9.50		7.00		20.00	
		165	5825	21.40	23.00		9.50		7.00		20.00	
	802.11n-HT20 MCS0	149	5745	21.20	22.50		9.50		7.00		20.00	93.10
		157	5785	21.20	22.50		9.50		7.00		20.00	
		165	5825	21.40	23.00		9.50		7.00		20.00	
	802.11n-HT40 MCS0	151	5755	20.10	21.50	8.80	9.50		7.00		20.00	87.00
		159	5795	20.20	21.50	8.90	9.50		7.00		20.00	
	802.11ac-VHT20 MCS0	149	5745	21.20	22.50	Not Required	9.50		7.00		20.00	93.20
		157	5785	21.20	22.50		9.50		7.00		20.00	
		165	5825	21.40	23.00		9.50		7.00		20.00	
	802.11ac-VHT40 MCS0	151	5755	20.10	21.50		9.50		7.00		20.00	87.10
		159	5795	20.20	21.50		9.50		7.00		20.00	
	802.11ac-VHT80 MCS0	155	5775	20.30	21.50	8.60	9.50	5.90	7.00	18.50	20.00	93.20
	802.11ax-HE20 MCS0	149	5745	21.30	23.00	Not Required	9.50	Not Required	7.00	Not Required	20.00	97.50
		157	5785	21.30	23.00		9.50		7.00		20.00	
		165	5825	21.50	23.00		9.50		7.00		20.00	
	802.11ax-HE40 MCS0	151	5755	20.20	21.50		9.50		7.00		20.00	95.20
		159	5795	20.30	22.00		9.50		7.00		20.00	
	802.11ax-HE80 MCS0	155	5775	20.40	22.00		9.50		7.00		20.00	90.70

<5GHz WLAN Ant7>

Ant 7				Full power For Sensor off Standalone For Sensor off Simultaneous		For Sensor on Standalone		For Sensor on Simultaneous		
	Mode	Channel	Frequency (MHz)	Average power (dBm)	Tune-Up Limit	Average power (dBm)	Tune-Up Limit	Average power (dBm)	Tune-Up Limit	Duty Cycle %
5.2GHz WLAN	802.11a 6Mbps	36	5180	18.00	19.50	Not Required	14.00	Not Required	11.50	93.51
		40	5200	18.00	19.50		14.00		11.50	
		44	5220	17.60	19.00		14.00		11.50	
		48	5240	17.70	19.00		14.00		11.50	
	802.11n-HT20 MCS0	36	5180	17.90	19.50		14.00		11.50	93.10
		40	5200	17.90	19.50		14.00		11.50	
		44	5220	17.80	19.50		14.00		11.50	
		48	5240	18.00	19.50		14.00		11.50	
	802.11n-HT40 MCS0	38	5190	17.80	19.50		14.00		11.50	87.00
		46	5230	20.20	21.50		14.00		11.50	
	802.11ac-VHT20 MCS0	36	5180	17.90	19.50		14.00		11.50	93.20
		40	5200	17.90	19.50		14.00		11.50	
		44	5220	17.80	19.50		14.00		11.50	
		48	5240	18.00	19.50		14.00		11.50	
	802.11ac-VHT40 MCS0	38	5190	17.80	19.50		14.00		11.50	87.10
		46	5230	20.20	21.50		14.00		11.50	
	802.11ac-VHT80 MCS0	42	5210	16.90	18.00	13.00	14.00	10.00	11.50	93.20
	802.11ax-HE20 MCS0	36	5180	18.00	19.50	Not Required	14.00	Not Required	11.50	97.50
		40	5200	18.00	19.50		14.00		11.50	
		44	5220	17.90	19.50		14.00		11.50	
		48	5240	18.10	19.50		14.00		11.50	
	802.11ax-HE40 MCS0	38	5190	17.90	19.50		14.00		11.50	95.30
		46	5230	20.30	21.50		14.00		11.50	
	802.11ax-HE80 MCS0	42	5210	17.00	18.00		14.00		11.50	90.70

Ant 7				Full power For Sensor off Standalone For Sensor off Simultaneous		For Sensor on Standalone		For Sensor on Simultaneous		
	Mode	Channel	Frequency (MHz)	Average power (dBm)	Tune-Up Limit	Average power (dBm)	Tune-Up Limit	Average power (dBm)	Tune-Up Limit	Duty Cycle %
5.3GHz WLAN	802.11a 6Mbps	52	5260	17.70	19.00	Not Required	14.00	Not Required	11.50	93.51
		56	5280	17.70	19.00		14.00		11.50	
		60	5300	17.70	19.00		14.00		11.50	
		64	5320	17.60	19.00		14.00		11.50	
	802.11n-HT20 MCS0	52	5260	17.80	19.50		14.00		11.50	93.10
		56	5280	17.80	19.50		14.00		11.50	
		60	5300	17.40	19.00		14.00		11.50	
		64	5320	17.70	19.00		14.00		11.50	
	802.11n-HT40 MCS0	54	5270	20.00	21.50	13.00	14.00		11.50	87.00
		62	5310	17.70	19.00	13.50	14.00		11.50	
	802.11ac-VHT20 MCS0	52	5260	17.80	19.50	Not Required	14.00		11.50	93.20
		56	5280	17.80	19.50		14.00		11.50	
		60	5300	17.40	19.00		14.00		11.50	
		64	5320	17.70	19.00		14.00		11.50	
	802.11ac-VHT40 MCS0	54	5270	20.00	21.50		14.00		11.50	87.10
		62	5310	17.70	19.00		14.00		11.50	
	802.11ac-VHT80 MCS0	58	5290	16.30	18.00	13.30	14.00	10.10	11.50	93.20
	802.11ax-HE20 MCS0	52	5260	17.90	19.50	Not Required	14.00	.	11.50	97.50
		56	5280	17.90	19.50		14.00		11.50	
		60	5300	17.50	19.00		14.00		11.50	
		64	5320	17.80	19.50		14.00		11.50	
	802.11ax-HE40 MCS0	54	5270	20.10	21.50		14.00		11.50	95.30
		62	5310	17.80	19.50		14.00		11.50	
	802.11ax-HE80 MCS0	58	5290	16.40	18.00		14.00		11.50	90.70

Ant 7				Full power For Sensor off Standalone For Sensor off Simultaneous		For Sensor on Standalone		For Sensor on Simultaneous		
	Mode	Channel	Frequency (MHz)	Average power (dBm)	Tune-Up Limit	Average power (dBm)	Tune-Up Limit	Average power (dBm)	Tune-Up Limit	Duty Cycle %
5.5GHz WLAN	802.11a 6Mbps	100	5500	17.50	19.00	Not Required	18.00	Not Required	15.50	93.51
		116	5580	17.60	19.00		18.00		15.50	
		124	5620	17.60	19.00		18.00		15.50	
		132	5660	17.60	19.00		18.00		15.50	
		140	5700	18.30	20.00		18.00		15.50	
		144	5720	18.30	20.00		18.00		15.50	
	802.11n-HT20 MCS0	100	5500	17.50	19.00		18.00		15.50	93.10
		116	5580	17.50	19.00		18.00		15.50	
		124	5620	17.50	19.00		18.00		15.50	
		132	5660	17.50	19.00		18.00		15.50	
		140	5700	18.20	20.00		18.00		15.50	
		144	5720	18.10	19.50		18.00		15.50	
	802.11n-HT40 MCS0	102	5510	18.30	20.00	17.30	18.00		15.50	87.00
		110	5550	20.20	21.50	17.45	18.00		15.50	
		126	5630	20.20	21.50	17.45	18.00		15.50	
		134	5670	19.50	21.00	17.00	18.00		15.50	
		142	5710	20.40	22.00	16.65	18.00		15.50	
	802.11ac-VHT20 MCS0	100	5500	17.50	19.00	Not Required	18.00		15.50	93.20
		116	5580	17.50	19.00		18.00		15.50	
		124	5620	17.50	19.00		18.00		15.50	
		132	5660	17.50	19.00		18.00		15.50	
		140	5700	18.20	19.50		18.00		15.50	
		144	5720	18.10	19.50		18.00		15.50	
	802.11ac-VHT40 MCS0	102	5510	18.30	20.00		18.00		15.50	87.10
		110	5550	20.20	21.50		18.00		15.50	
		126	5630	20.20	21.50		18.00		15.50	
		134	5670	19.50	21.00		18.00		15.50	
		142	5710	20.40	22.00		18.00		15.50	
	802.11ac-VHT80 MCS0	106	5530	16.80	18.50	16.80	18.00	14.10	15.50	93.20
		122	5610	20.00	21.50	17.10	18.00	14.30	15.50	
		138	5690	19.70	21.00	16.90	18.00	14.00	15.50	
	802.11ax-HE20 MCS0	100	5500	17.60	19.00	Not Required	18.00	Not Required	15.50	97.50
		116	5580	17.60	19.00		18.00		15.50	
		124	5620	17.60	19.00		18.00		15.50	
		132	5660	17.60	19.00		18.00		15.50	
		140	5700	18.30	20.00		18.00		15.50	
		144	5720	18.20	19.50		18.00		15.50	
	802.11ax-HE40 MCS0	102	5510	18.40	20.00		18.00		15.50	95.30
		110	5550	20.30	22.00		18.00		15.50	
		126	5630	20.30	22.00		18.00		15.50	
		134	5670	19.60	21.00		18.00		15.50	
		142	5710	20.50	22.00		18.00		15.50	
	802.11ax-HE80 MCS0	106	5530	16.90	18.50		18.00		15.50	90.70
		122	5610	20.10	21.50		18.00		15.50	
		138	5690	19.80	21.50		18.00		15.50	

Ant 7				Full power For Sensor off Standalone		For Sensor on Standalone		For Sensor on Simultaneous		For Sensor off Simultaneous		
	Mode	Channel	Frequency (MHz)	Average power (dBm)	Tune-Up Limit	Average power (dBm)	Tune-Up Limit	Average power (dBm)	Tune-Up Limit	Average power (dBm)	Tune-Up Limit	Duty Cycle %
5.8GHz WLAN	802.11a 6Mbps	149	5745	21.40	23.00	Not Required	17.00	Not Required	14.00	Not Required	20.00	93.50
		157	5785	21.50	23.00		17.00		14.00		20.00	
		165	5825	21.40	23.00		17.00		14.00		20.00	
	802.11n-HT20 MCS0	149	5745	21.40	23.00		17.00		14.00		20.00	93.10
		157	5785	21.40	23.00		17.00		14.00		20.00	
		165	5825	21.40	23.00		17.00		14.00		20.00	
	802.11n-HT40 MCS0	151	5755	20.30	22.00	16.30	17.00		14.00		20.00	87.00
		159	5795	20.40	22.00	16.40	17.00		14.00		20.00	
	802.11ac-VHT20 MCS0	149	5745	21.40	23.00	Not Required	17.00		14.00		20.00	93.20
		157	5785	21.40	23.00		17.00		14.00		20.00	
		165	5825	21.40	23.00		17.00		14.00		20.00	
	802.11ac-VHT40 MCS0	151	5755	20.30	22.00		17.00		14.00		20.00	87.10
		159	5795	20.40	22.00		17.00		14.00		20.00	
	802.11ac-VHT80 MCS0	155	5775	20.20	22.00	16.00	17.00	12.80	14.00	18.90	20.00	93.20
	802.11ax-HE20 MCS0	149	5745	21.50	23.00	Not Required	17.00	Not Required	14.00	Not Required	20.00	97.50
		157	5785	21.50	23.00		17.00		14.00		20.00	
		165	5825	21.50	23.00		17.00		14.00		20.00	
	802.11ax-HE40 MCS0	151	5755	20.40	22.00		17.00		14.00		20.00	95.20
		159	5795	20.50	22.00		17.00		14.00		20.00	
	802.11ax-HE80 MCS0	155	5775	20.30	22.00		17.00		14.00		20.00	90.70

<5GHz WLAN Ant6+7>

Ant 6+7				Full power For Sensor off Standalone		For Sensor on Standalone		For Sensor on Simultaneous		For Sensor off Simultaneous		
	Mode	Channel	Frequency (MHz)	Average power (dBm)	Tune-Up Limit	Average power (dBm)	Tune-Up Limit	Average power (dBm)	Tune-Up Limit	Average power (dBm)	Tune-Up Limit	Duty Cycle %
5.2GHz WLAN	802.11a 6Mbps	36	5180	20.72	22.00	Not Required	16.00	Not Required	13.00	Not Required	22.00	93.51
		40	5200	20.72	22.00		16.00		13.00		22.00	
		44	5220	20.37	22.00		16.00		13.00		21.50	
		48	5240	20.56	22.00		16.00		13.00		22.00	
	802.11n-HT20 MCS0	36	5180	20.57	22.00		16.00		13.00		22.00	93.10
		40	5200	20.57	22.00		16.00		13.00		22.00	
		44	5220	20.61	22.00		16.00		13.00		22.00	
		48	5240	20.77	22.50		16.00		13.00		22.00	
	802.11n-HT40 MCS0	38	5190	20.76	22.50		16.00		13.00	20.76	22.00	87.00
		46	5230	23.16	24.50		16.00		13.00	22.44	24.00	
	802.11ac-VHT20 MCS0	36	5180	20.57	22.00		16.00		13.00	Not Required	22.00	93.20
		40	5200	20.57	22.00		16.00		13.00		22.00	
		44	5220	20.61	22.00		16.00		13.00		22.00	
		48	5240	20.77	22.50		16.00		13.00		22.00	
	802.11ac-VHT40 MCS0	38	5190	20.76	22.50		16.00		13.00		22.00	87.10
		46	5230	23.16	24.50		16.00		13.00		24.00	
	802.11ac-VHT80 MCS0	42	5210	19.86	21.50	14.94	16.00	11.80	13.00		21.00	93.20
	802.11ax-HE20 MCS0	36	5180	20.67	22.00	Not Required	16.00	Not Required	13.00		22.00	97.50
		40	5200	20.67	22.00		16.00		13.00		22.00	
		44	5220	20.71	22.00		16.00		13.00		22.00	
		48	5240	20.87	22.50		16.00		13.00		22.00	
	802.11ax-HE40 MCS0	38	5190	20.86	22.50		16.00		13.00		22.00	95.30
		46	5230	23.26	24.50		16.00		13.00		24.00	
	802.11ax-HE80 MCS0	42	5210	19.96	21.50		16.00		13.00		21.00	90.70

Ant 6+7				Full power For Sensor off Standalone		For Sensor on Standalone		For Sensor on Simultaneous		For Sensor off Simultaneous		
	Mode	Channel	Frequency (MHz)	Average power (dBm)	Tune-Up Limit	Average power (dBm)	Tune-Up Limit	Average power (dBm)	Tune-Up Limit	Average power (dBm)	Tune-Up Limit	Duty Cycle %
5.3GHz WLAN	802.11a 6Mbps	52	5260	20.47	22.00	Not Required	16.00	Not Required	13.00	Not Required	21.50	93.51
		56	5280	20.47	22.00		16.00		13.00		21.50	
		60	5300	20.56	22.00		16.00		13.00		22.00	
		64	5320	20.51	22.00		16.00		13.00		22.00	
	802.11n-HT20 MCS0	52	5260	20.61	22.00		16.00		13.00		22.00	93.10
		56	5280	20.61	22.00		16.00		13.00		22.00	
		60	5300	20.26	22.00		16.00		13.00		22.00	
		64	5320	20.51	22.00		16.00		13.00		22.00	
	802.11n-HT40 MCS0	54	5270	23.16	24.50	15.24	16.00		13.00	22.37	24.00	87.00
		62	5310	20.71	22.00	15.47	16.00		13.00	20.71	22.00	
	802.11ac-VHT20 MCS0	52	5260	20.61	22.00	Not Required	16.00		13.00	Not Required	22.00	93.20
		56	5280	20.61	22.00		16.00		13.00		22.00	
		60	5300	20.26	22.00		16.00		13.00		21.50	
		64	5320	20.51	22.00		16.00		13.00		22.00	
	802.11ac-VHT40 MCS0	54	5270	23.16	24.50		16.00		13.00		24.00	87.10
		62	5310	20.71	22.00		16.00		13.00		22.00	
	802.11ac-VHT80 MCS0	58	5290	19.26	21.00	15.17	16.00	11.93	13.00		21.00	93.20
	802.11ax-HE20 MCS0	52	5260	20.71	22.00	Not Required	16.00	Not Required	13.00		22.00	97.50
		56	5280	20.71	22.00		16.00		13.00		22.00	
		60	5300	20.36	22.00		16.00		13.00		22.00	
		64	5320	20.61	22.00		16.00		13.00		22.00	
	802.11ax-HE40 MCS0	54	5270	23.26	24.50		16.00		13.00		24.00	95.30
		62	5310	20.81	22.00		16.00		13.00		22.50	
	802.11ax-HE80 MCS0	58	5290	19.36	21.00		16.00		13.00		21.00	90.70

Ant 6+7				Full power For Sensor off Standalone For Sensor off Simultaneous		For Sensor on Standalone		For Sensor on Simultaneous		
	Mode	Channel	Frequency (MHz)	Average power (dBm)	Tune-Up Limit	Average power (dBm)	Tune-Up Limit	Average power (dBm)	Tune-Up Limit	Duty Cycle %
5.5GHz WLAN	802.11a 6Mbps	100	5500	20.51	22.00	Not Required	18.50	Not Required	16.00	93.51
		116	5580	20.46	22.00		18.50		16.00	
		124	5620	20.46	22.00		18.50		16.00	
		132	5660	20.46	22.00		18.50		16.00	
		140	5700	20.93	22.50		18.50		16.00	
		144	5720	20.93	22.50		18.50		16.00	
	802.11n-HT20 MCS0	100	5500	20.46	22.00		18.50		16.00	93.10
		116	5580	20.41	22.00		18.50		16.00	
		124	5620	20.41	22.00		18.50		16.00	
		132	5660	20.41	22.00		18.50		16.00	
		140	5700	20.74	22.00		18.50		16.00	
		144	5720	20.64	22.00		18.50		16.00	
	802.11n-HT40 MCS0	102	5510	21.26	23.00	17.98	18.50		16.00	87.00
		110	5550	23.31	25.00	18.06	18.50		16.00	
		126	5630	23.31	25.00	18.06	18.50		16.00	
		134	5670	22.31	24.00	17.65	18.50		16.00	
		142	5710	23.21	25.00	17.38	18.50		16.00	
	802.11ac-VHT20 MCS0	100	5500	20.46	22.00	Not Required	18.50		16.00	93.20
		116	5580	20.41	22.00		18.50		16.00	
		124	5620	20.41	22.00		18.50		16.00	
		132	5660	20.41	22.00		18.50		16.00	
		140	5700	20.74	22.00		18.50		16.00	
		144	5720	20.64	22.00		18.50		16.00	
	802.11ac-VHT40 MCS0	102	5510	21.26	23.00		18.50		16.00	87.10
		110	5550	23.31	25.00		18.50		16.00	
		126	5630	23.31	25.00		18.50		16.00	
		134	5670	22.31	24.00		18.50		16.00	
		142	5710	23.21	24.50		18.50		16.00	
	802.11ac-VHT80 MCS0	106	5530	19.91	21.50	17.51	18.50	14.73	16.00	93.20
		122	5610	23.01	24.50	17.84	18.50	14.94	16.00	
		138	5690	22.37	24.00	17.63	18.50	14.65	16.00	
	802.11ax-HE20 MCS0	100	5500	20.56	22.00	Not Required	18.50	Not Required	16.00	97.50
		116	5580	20.51	22.00		18.50		16.00	
		124	5620	20.56	22.00		18.50		16.00	
		132	5660	20.56	22.00		18.50		16.00	
		140	5700	20.84	22.50		18.50		16.00	
		144	5720	20.74	22.00		18.50		16.00	
	802.11ax-HE40 MCS0	102	5510	21.36	23.00		18.50		16.00	95.30
		110	5550	23.41	25.00		18.50		16.00	
		126	5630	23.41	25.00		18.50		16.00	
		134	5670	22.41	24.00		18.50		16.00	
		142	5710	23.31	25.00		18.50		16.00	
	802.11ax-HE80 MCS0	106	5530	20.01	21.50		18.50		16.00	90.70
		122	5610	23.11	24.00		18.50		16.00	
		138	5690	22.47	24.00		18.50		16.00	

Ant 6+7				Full power For Sensor off Standalone		For Sensor on Standalone		For Sensor on Simultaneous		For Sensor off Simultaneous		
	Mode	Channel	Frequency (MHz)	Average power (dBm)	Tune-Up Limit	Average power (dBm)	Tune-Up Limit	Average power (dBm)	Tune-Up Limit	Average power (dBm)	Tune-Up Limit	Duty Cycle %
5.8GHz WLAN	802.11a 6Mbps	149	5745	24.31	26.00	Not Required	17.50	Not Required	14.50	Not Required	23.00	93.50
		157	5785	24.36	26.00		17.50		14.50		23.00	
		165	5825	24.41	26.00		17.50		14.50		23.00	
	802.11n-HT20 MCS0	149	5745	24.31	26.00		17.50		14.50		23.00	93.10
		157	5785	24.31	26.00		17.50		14.50		23.00	
		165	5825	24.41	26.00		17.50		14.50		23.00	
	802.11n-HT40 MCS0	151	5755	23.21	25.00	17.01	17.50		14.50		23.00	87.00
		159	5795	23.31	25.00	17.11	17.50		14.50		23.00	
	802.11ac-VHT20 MCS0	149	5745	24.31	26.00	Not Required	17.50		14.50		23.00	93.20
		157	5785	24.31	26.00		17.50		14.50		23.00	
		165	5825	24.41	26.00		17.50		14.50		23.00	
	802.11ac-VHT40 MCS0	151	5755	23.21	25.00		17.50		14.50		23.00	87.10
		159	5795	23.31	25.00		17.50		14.50		23.00	
	802.11ac-VHT80 MCS0	155	5775	23.26	25.00	16.73	17.50	13.61	14.50	21.71	23.00	93.20
	802.11ax-HE20 MCS0	149	5745	24.41	26.00	Not Required	17.50	Not Required	14.50	Not Required	23.00	97.50
		157	5785	24.41	26.00		17.50		14.50		23.00	
		165	5825	24.51	26.00		17.50		14.50		23.00	
	802.11ax-HE40 MCS0	151	5755	23.31	25.00		17.50		14.50		23.00	95.20
		159	5795	23.41	25.00		17.50		14.50		23.00	
	802.11ax-HE80 MCS0	155	5775	23.36	25.00		17.50		14.50		23.00	90.70

<Beamforming mode>

<2.4GHz WLAN Ant6>

Ant 6				Full power For Sensor off Standalone For Sensor off Simultaneous		For Sensor on Standalone		For Sensor on Simultaneous		
	Mode	Channel	Frequency (MHz)	Average power (dBm)	Tune-Up Limit	Average power (dBm)	Tune-Up Limit	Average power (dBm)	Tune-Up Limit	Duty Cycle %
2.4GHz WLAN	802.11ax-HE20 MCS0	1	2412	16.10	17.50	15.60	16.50	13.30	14.00	100.00
		6	2437	18.80	20.00	15.50	16.50	13.00	14.00	
		9	2452	18.50	20.00	15.20	16.50	12.80	14.00	
		10	2457	15.50	17.00	15.20	16.50	12.80	14.00	
		11	2462	12.50	14.00	12.50	14.00	12.50	14.00	

<2.4GHz WLAN Ant7>

Ant 7				Full power For Sensor off Standalone For Sensor off Simultaneous		For Sensor on Standalone		For Sensor on Simultaneous		
	Mode	Channel	Frequency (MHz)	Average power (dBm)	Tune-Up Limit	Average power (dBm)	Tune-Up Limit	Average power (dBm)	Tune-Up Limit	Duty Cycle %
2.4GHz WLAN	802.11ax-HE20 MCS0	1	2412	16.20	17.50	15.90	16.50	13.90	15.00	100.00
		6	2437	18.50	20.00	15.80	16.50	13.50	15.00	
		9	2452	18.10	19.50	15.40	16.50	13.10	15.00	
		10	2457	15.40	17.00	15.40	16.50	13.10	15.00	
		11	2462	13.20	14.50	13.20	14.50	13.10	14.50	

<2.4GHz WLAN Ant6+7>

Ant 6+7				Full power For Sensor off Standalone For Sensor off Simultaneous		For Sensor on Standalone		For Sensor on Simultaneous		
	Mode	Channel	Frequency (MHz)	Average power (dBm)	Tune-Up Limit	Average power (dBm)	Tune-Up Limit	Average power (dBm)	Tune-Up Limit	Duty Cycle %
2.4GHz WLAN	802.11ax-HE20 MCS0	1	2412	19.16	20.50	18.76	19.50	16.62	17.50	100.00
		6	2437	21.66	23.00	18.66	19.50	16.27	17.50	
		9	2452	21.31	22.50	18.31	19.50	15.96	17.50	
		10	2457	18.46	20.00	18.31	19.50	15.96	17.50	
		11	2462	15.87	17.00	15.87	17.00	15.82	17.00	

<5GHz WLAN Ant6>

Ant 6				Full power For Sensor off Standalone		For Sensor on Standalone		For Sensor on Simultaneous		For Sensor off Simultaneous		
	Mode	Channel	Frequency (MHz)	Average power (dBm)	Tune-Up Limit	Average power (dBm)	Tune-Up Limit	Average power (dBm)	Tune-Up Limit	Average power (dBm)	Tune-Up Limit	Duty Cycle %
5.2GHz WLAN	802.11n-HT20 MCS0	36	5180	17.60	19.00	10.40	12.00	6.90	8.50	17.60	19.00	100.00
		40	5200	17.60	19.00	10.10	12.00	6.90	8.50	17.60	19.00	
		44	5220	18.20	19.50	10.10	12.00	6.90	8.50	18.20	19.50	
		48	5240	17.80	19.00	10.00	12.00	6.70	8.50	17.80	19.00	
	802.11n-HT40 MCS0	38	5190	15.50	17.00	10.40	12.00	6.90	8.50	15.50	17.00	100.00
		46	5230	20.00	21.50	10.40	12.00	6.90	8.50	18.30	20.00	
	802.11ax-HE20 MCS0	36	5180	17.70	19.00	10.50	12.00	7.00	9.00	17.70	19.00	100.00
		40	5200	17.70	19.00	10.20	12.00	7.00	9.00	17.70	19.00	
		44	5220	18.30	19.50	10.20	12.00	7.00	9.00	18.30	19.50	
		48	5240	17.90	19.50	10.10	12.00	6.80	8.50	17.90	19.50	
	802.11ax-HE40 MCS0	38	5190	15.60	17.00	10.50	12.00	7.00	9.00	15.60	17.00	100.00
		46	5230	20.10	21.50	10.50	12.00	7.00	9.00	18.10	20.00	
	802.11ax-HE80 MCS0	42	5210	15.80	17.50	10.30	12.00	6.90	8.50	15.80	17.50	100.00

Ant 6				Full power For Sensor off Standalone		For Sensor on Standalone		For Sensor on Simultaneous		For Sensor off Simultaneous		
	Mode	Channel	Frequency (MHz)	Average power (dBm)	Tune-Up Limit	Average power (dBm)	Tune-Up Limit	Average power (dBm)	Tune-Up Limit	Average power (dBm)	Tune-Up Limit	Duty Cycle %
5.3GHz WLAN	802.11n-HT20 MCS0	52	5260	18.30	20.00	10.40	12.00	6.90	8.50	18.30	20.00	100.00
		56	5280	18.30	20.00	10.20	12.00	6.80	8.50	18.30	20.00	
		60	5300	18.00	19.50	10.40	12.00	6.80	8.50	18.00	19.50	
		64	5320	17.80	19.50	10.30	12.00	6.80	8.50	17.80	19.50	
	802.11n-HT40 MCS0	54	5270	20.30	21.50	10.40	12.00	6.90	8.50	18.30	20.00	100.00
		62	5310	14.90	16.50	10.40	12.00	6.50	8.50	14.90	16.50	
	802.11ax-HE20 MCS0	52	5260	18.40	20.00	10.50	12.00	7.00	9.00	18.40	20.00	100.00
		56	5280	18.40	20.00	10.30	12.00	6.90	8.50	18.40	20.00	
		60	5300	18.10	19.50	10.50	12.00	6.90	8.50	18.10	19.50	
		64	5320	17.90	19.50	10.40	12.00	6.90	8.50	17.90	19.50	
	802.11ax-HE40 MCS0	54	5270	20.40	21.50	10.50	12.00	7.00	9.00	18.40	20.00	100.00
		62	5310	15.00	16.50	10.50	12.00	6.60	8.50	15.00	16.50	
	802.11ax-HE80 MCS0	58	5290	14.50	16.00	10.50	12.00	6.90	8.50	14.50	16.00	100.00

Ant 6				Full power For Sensor off Standalone For Sensor off Simultaneous		For Sensor on Standalone		For Sensor on Simultaneous		
	Mode	Channel	Frequency (MHz)	Average power (dBm)	Tune-Up Limit	Average power (dBm)	Tune-Up Limit	Average power (dBm)	Tune-Up Limit	Duty Cycle %
5.5GHz WLAN	802.11n-HT20 MCS0	100	5500	16.10	17.50	9.10	10.50	5.90	7.50	100.00
		116	5580	17.60	19.00	9.10	10.50	5.90	7.50	
		124	5620	17.60	19.00	9.40	10.50	5.80	7.50	
		132	5660	17.60	19.00	9.20	10.50	5.70	7.50	
		140	5700	17.40	19.00	9.40	10.50	5.80	7.50	
		144	5720	18.40	19.00	9.40	10.50	6.00	8.00	
	802.11n-HT40 MCS0	102	5510	16.10	17.50	9.00	10.50	5.90	7.50	100.00
		110	5550	20.30	21.50	9.40	10.50	5.90	7.50	
		126	5630	20.30	21.50	9.10	10.50	6.10	8.00	
		134	5670	18.50	20.00	9.10	10.50	6.10	8.00	
		142	5710	19.80	21.50	9.10	10.50	5.70	7.50	
	802.11ax-HE20 MCS0	100	5500	16.20	17.50	9.20	10.50	6.00	8.00	100.00
		116	5580	17.70	19.00	9.20	10.50	6.00	8.00	
		124	5620	17.70	19.00	9.50	10.50	5.90	7.50	
		132	5660	17.70	19.00	9.30	10.50	5.80	7.50	
		140	5700	17.50	19.00	9.50	10.50	5.90	7.50	
		144	5720	18.50	20.00	9.50	10.50	6.10	8.00	
	802.11ax-HE40 MCS0	102	5510	16.20	17.50	9.10	10.50	6.00	8.00	100.00
		110	5550	20.40	21.50	9.50	10.50	6.00	8.00	
		126	5630	20.40	21.50	9.20	10.50	6.20	8.00	
		134	5670	18.60	20.00	9.20	10.50	6.20	8.00	
		142	5710	19.90	21.50	9.20	10.50	5.80	7.50	
	802.11ax-HE80 MCS0	106	5530	15.60	17.00	9.40	10.50	6.10	8.00	100.00
		122	5610	20.20	21.50	9.10	10.50	5.80	7.50	
		138	5690	20.00	21.50	9.10	10.50	5.80	7.50	

Ant 6				Full power For Sensor off Standalone		For Sensor on Standalone		For Sensor on Simultaneous		For Sensor off Simultaneous		
	Mode	Channel	Frequency (MHz)	Average power (dBm)	Tune-Up Limit	Average power (dBm)	Tune-Up Limit	Average power (dBm)	Tune-Up Limit	Average power (dBm)	Tune-Up Limit	Duty Cycle %
5.8GHz WLAN	802.11n-HT20 MCS0	149	5745	21.10	22.50	8.20	10.00	5.70	7.00	18.10	20.00	100.00
		157	5785	21.10	22.50	8.30	10.00	5.70	7.00	18.10	20.00	
		165	5825	21.00	22.50	8.40	10.00	5.70	7.00	18.10	20.00	
	802.11n-HT40 MCS0	151	5755	20.10	21.50	8.40	10.00	5.90	7.00	18.20	20.00	100.00
		159	5795	20.10	21.50	8.40	10.00	5.50	7.00	18.40	20.00	
	802.11ax-HE20 MCS0	149	5745	21.20	22.50	8.30	10.00	5.80	7.00	18.20	20.00	100.00
		157	5785	21.20	22.50	8.40	10.00	5.80	7.00	18.20	20.00	
		165	5825	21.10	22.50	8.50	10.00	5.80	7.00	18.20	20.00	
	802.11ax-HE40 MCS0	151	5755	20.20	21.50	8.50	10.00	6.00	7.00	18.30	20.00	100.00
		159	5795	20.20	21.50	8.50	10.00	5.60	7.00	18.50	20.00	
	802.11ax-HE80 MCS0	155	5775	20.20	21.50	8.50	10.00	5.80	7.00	18.10	20.00	100.00

<5GHz WLAN Ant7>

Ant 7				Full power For Sensor off Standalone For Sensor off Simultaneous		For Sensor on Standalone		For Sensor on Simultaneous		
	Mode	Channel	Frequency (MHz)	Average power (dBm)	Tune-Up Limit	Average power (dBm)	Tune-Up Limit	Average power (dBm)	Tune-Up Limit	Duty Cycle %
5.2GHz WLAN	802.11n-HT20 MCS0	36	5180	17.70	19.00	12.90	14.00	9.90	11.50	100.00
		40	5200	17.70	19.00	12.90	14.00	9.90	11.50	
		44	5220	17.90	19.50	12.70	14.00	9.60	11.50	
		48	5240	17.50	19.00	12.60	14.00	9.90	11.50	
	802.11n-HT40 MCS0	38	5190	15.40	17.00	12.80	14.00	9.90	11.50	100.00
		46	5230	20.40	21.50	12.50	14.00	9.80	11.50	
	802.11ax-HE20 MCS0	36	5180	17.80	19.00	13.00	14.00	10.00	11.50	100.00
		40	5200	17.80	19.00	13.00	14.00	10.00	11.50	
		44	5220	18.00	19.50	12.80	14.00	9.70	11.50	
		48	5240	17.60	19.00	12.70	14.00	10.00	11.50	
	802.11ax-HE40 MCS0	38	5190	15.50	17.00	12.90	14.00	10.00	11.50	100.00
		46	5230	20.50	21.50	12.60	14.00	9.90	11.50	
	802.11ax-HE80 MCS0	42	5210	15.50	17.00	12.80	14.00	10.00	11.50	100.00

Ant 7				Full power For Sensor off Standalone For Sensor off Simultaneous		For Sensor on Standalone		For Sensor on Simultaneous		
	Mode	Channel	Frequency (MHz)	Average power (dBm)	Tune-Up Limit	Average power (dBm)	Tune-Up Limit	Average power (dBm)	Tune-Up Limit	Duty Cycle %
5.3GHz WLAN	802.11n-HT20 MCS0	52	5260	18.00	19.50	12.90	14.00	9.90	11.50	100.00
		56	5280	18.00	19.50	12.60	14.00	9.70	11.50	
		60	5300	17.80	19.50	12.60	14.00	9.60	11.50	
		64	5320	17.50	19.00	12.90	14.00	9.90	11.50	
	802.11n-HT40 MCS0	54	5270	20.30	21.50	12.60	14.00	9.80	11.50	100.00
		62	5310	14.50	16.00	12.00	14.00	9.80	11.50	
	802.11ax-HE20 MCS0	52	5260	18.10	19.50	13.00	14.00	10.00	11.50	100.00
		56	5280	18.10	19.50	12.70	14.00	9.80	11.50	
		60	5300	17.90	19.50	12.70	14.00	9.70	11.50	
		64	5320	17.60	19.00	13.00	14.00	10.00	11.50	
	802.11ax-HE40 MCS0	54	5270	20.40	21.50	12.70	14.00	9.90	11.50	100.00
		62	5310	14.60	16.00	12.10	14.00	9.90	11.50	
	802.11ax-HE80 MCS0	58	5290	14.10	15.50	12.10	14.00	9.60	11.50	100.00

Ant 7				Full power For Sensor off Standalone For Sensor off Simultaneous		For Sensor on Standalone		For Sensor on Simultaneous		
	Mode	Channel	Frequency (MHz)	Average power (dBm)	Tune-Up Limit	Average power (dBm)	Tune-Up Limit	Average power (dBm)	Tune-Up Limit	Duty Cycle %
5.5GHz WLAN	802.11n-HT20 MCS0	100	5500	16.10	17.50	16.10	17.50	13.70	15.50	100.00
		116	5580	17.80	19.00	16.80	18.00	13.60	15.50	
		124	5620	17.80	19.00	16.80	18.00	13.60	15.50	
		132	5660	17.70	19.00	16.70	18.00	13.60	15.50	
		140	5700	18.10	19.50	16.60	18.00	13.60	15.50	
		144	5720	18.80	20.00	16.80	18.00	13.80	15.50	
	802.11n-HT40 MCS0	102	5510	16.10	17.50	16.10	17.50	13.70	15.50	100.00
		110	5550	20.20	21.50	16.80	18.00	13.80	15.50	
		126	5630	20.20	21.50	16.80	18.00	13.70	15.50	
		134	5670	18.90	20.50	16.80	18.00	13.70	15.50	
		142	5710	20.30	21.50	16.80	18.00	13.70	15.50	
	802.11ax-HE20 MCS0	100	5500	16.20	17.50	16.20	17.50	13.80	15.50	100.00
		116	5580	17.90	19.50	16.70	18.00	13.70	15.50	
		124	5620	17.90	19.50	16.80	18.00	13.70	15.50	
		132	5660	17.90	19.50	16.70	18.00	13.70	15.50	
		140	5700	18.20	19.50	16.70	18.00	13.70	15.50	
		144	5720	18.90	20.50	16.90	18.00	13.90	15.50	
	802.11ax-HE40 MCS0	102	5510	16.20	17.50	16.20	17.50	13.80	15.50	100.00
		110	5550	20.30	21.50	16.90	18.00	13.90	15.50	
		126	5630	20.30	21.50	16.90	18.00	13.80	15.50	
		134	5670	19.00	20.50	16.90	18.00	13.80	15.50	
		142	5710	20.40	21.50	16.90	18.00	13.80	15.50	
	802.11ax-HE80 MCS0	106	5530	15.60	17.00	15.60	17.00	13.60	15.50	100.00
		122	5610	20.40	21.50	16.70	18.00	13.70	15.50	
		138	5690	20.40	21.50	16.80	18.00	13.70	15.50	

Ant 7				Full power For Sensor off Standalone		For Sensor on Standalone		For Sensor on Simultaneous		For Sensor off Simultaneous		
	Mode	Channel	Frequency (MHz)	Average power (dBm)	Tune-Up Limit	Average power (dBm)	Tune-Up Limit	Average power (dBm)	Tune-Up Limit	Average power (dBm)	Tune-Up Limit	Duty Cycle %
5.8GHz WLAN	802.11n-HT20 MCS0	149	5745	21.30	22.50	15.90	17.00	12.80	14.00	18.30	20.00	100.00
		157	5785	21.30	22.50	15.60	17.00	12.50	14.00	18.20	20.00	
		165	5825	21.30	22.50	15.70	17.00	12.60	14.00	18.20	20.00	
	802.11n-HT40 MCS0	151	5755	20.40	22.00	15.60	17.00	12.80	14.00	18.60	20.00	100.00
		159	5795	20.40	22.00	15.80	17.00	12.70	14.00	18.50	20.00	
	802.11ax-HE20 MCS0	149	5745	21.40	22.50	16.00	17.00	12.70	14.00	18.40	20.00	100.00
		157	5785	21.40	22.50	15.70	17.00	12.60	14.00	18.30	20.00	
		165	5825	21.40	22.50	15.80	17.00	12.70	14.00	18.30	20.00	
	802.11ax-HE40 MCS0	151	5755	20.50	22.00	15.70	17.00	12.70	14.00	18.70	20.00	100.00
		159	5795	20.50	22.00	15.90	17.00	12.80	14.00	18.60	20.00	
	802.11ax-HE80 MCS0	155	5775	20.40	22.00	15.80	17.00	12.80	14.00	18.70	20.00	100.00

<5GHz WLAN Ant6+7>

Ant 6+7				Full power For Sensor off Standalone		For Sensor on Standalone		For Sensor on Simultaneous		For Sensor off Simultaneous		
	Mode	Channel	Frequency (MHz)	Average power (dBm)	Tune-Up Limit	Average power (dBm)	Tune-Up Limit	Average power (dBm)	Tune-Up Limit	Average power (dBm)	Tune-Up Limit	Duty Cycle %
5.2GHz WLAN	802.11n-HT20 MCS0	36	5180	20.66	22.00	14.84	16.00	11.66	13.00	20.66	22.00	100.00
		40	5200	20.66	22.00	14.73	16.00	11.66	13.00	20.66	22.00	
		44	5220	21.06	22.50	14.60	16.00	11.47	13.00	21.06	22.50	
		48	5240	20.66	22.00	14.50	16.00	11.60	13.00	20.66	22.00	
	802.11n-HT40 MCS0	38	5190	18.46	20.00	14.77	16.00	11.66	13.00	18.46	20.00	100.00
		46	5230	23.21	24.50	14.59	16.00	11.60	13.00	22.49	23.50	
	802.11ax-HE20 MCS0	36	5180	20.76	22.00	14.94	16.00	11.76	13.00	20.76	22.00	100.00
		40	5200	20.76	22.00	14.83	16.00	11.76	13.00	20.76	22.00	
		44	5220	21.16	22.50	14.70	16.00	11.57	13.00	21.16	22.50	
		48	5240	20.76	22.00	14.60	16.00	11.70	13.00	20.76	22.00	
	802.11ax-HE40 MCS0	38	5190	18.56	20.00	14.87	16.00	11.76	13.00	18.56	20.00	100.00
		46	5230	23.31	24.50	14.69	16.00	11.70	13.00	22.47	23.50	
	802.11ax-HE80 MCS0	42	5210	18.66	20.00	14.74	16.00	11.73	13.00	18.66	20.00	100.00

Ant 6+7				Full power For Sensor off Standalone		For Sensor on Standalone		For Sensor on Simultaneous		For Sensor off Simultaneous		
	Mode	Channel	Frequency (MHz)	Average power (dBm)	Tune-Up Limit	Average power (dBm)	Tune-Up Limit	Average power (dBm)	Tune-Up Limit	Average power (dBm)	Tune-Up Limit	Duty Cycle %
5.3GHz WLAN	802.11n-HT20 MCS0	52	5260	21.16	22.50	14.84	16.00	11.66	13.00	21.16	22.50	100.00
		56	5280	21.16	22.50	14.57	16.00	11.50	13.00	21.16	22.50	
		60	5300	20.91	22.50	14.65	16.00	11.43	13.00	20.91	22.50	
		64	5320	20.66	22.00	14.80	16.00	11.63	13.00	20.66	22.00	
	802.11n-HT40 MCS0	54	5270	23.31	24.50	14.65	16.00	11.60	13.00	22.42	23.50	100.00
		62	5310	17.71	19.00	14.28	16.00	11.47	13.00	17.71	19.00	
	802.11ax-HE20 MCS0	52	5260	21.26	22.50	14.94	16.00	11.76	13.00	21.26	22.50	100.00
		56	5280	21.26	22.50	14.67	16.00	11.60	13.00	21.26	22.50	
		60	5300	21.01	22.50	14.75	16.00	11.53	13.00	21.01	22.50	
		64	5320	20.76	22.00	14.90	16.00	11.73	13.00	20.76	22.00	
	802.11ax-HE40 MCS0	54	5270	23.41	24.50	14.75	16.00	11.70	13.00	22.52	23.50	100.00
		62	5310	17.81	19.00	14.38	16.00	11.57	13.00	17.81	19.00	
	802.11ax-HE80 MCS0	58	5290	17.31	18.50	14.38	16.00	11.47	13.00	17.31	18.50	100.00

Ant 6+7				Full power For Sensor off Standalone For Sensor off Simultaneous		For Sensor on Standalone		For Sensor on Simultaneous		
	Mode	Channel	Frequency (MHz)	Average power (dBm)	Tune-Up Limit	Average power (dBm)	Tune-Up Limit	Average power (dBm)	Tune-Up Limit	Duty Cycle %
5.5GHz WLAN	802.11n-HT20 MCS0	100	5500	19.11	20.50	16.89	18.00	14.37	16.00	100.00
		116	5580	20.71	22.00	17.48	18.50	14.28	16.00	
		124	5620	20.71	22.00	17.53	18.50	14.27	16.00	
		132	5660	20.66	22.00	17.41	18.50	14.25	16.00	
		140	5700	20.77	22.00	17.36	18.50	14.27	16.00	
		144	5720	21.61	22.50	17.53	18.50	14.47	16.00	
	802.11n-HT40 MCS0	102	5510	19.11	20.50	16.87	18.00	14.37	16.00	100.00
		110	5550	23.26	24.50	17.53	18.50	14.45	16.00	
		126	5630	23.26	24.50	17.48	18.50	14.40	16.00	
		134	5670	21.71	23.00	17.48	18.50	14.40	16.00	
		142	5710	23.07	24.50	17.48	18.50	14.34	16.00	
	802.11ax-HE20 MCS0	100	5500	19.21	20.50	16.99	18.00	14.47	16.00	100.00
		116	5580	20.81	22.00	17.41	18.50	14.38	16.00	
		124	5620	20.81	22.00	17.54	18.50	14.37	16.00	
		132	5660	20.81	22.00	17.43	18.50	14.35	16.00	
		140	5700	20.87	22.00	17.46	18.50	14.37	16.00	
		144	5720	21.71	23.00	17.63	18.50	14.57	16.00	
	802.11ax-HE40 MCS0	102	5510	19.21	20.50	16.97	18.00	14.47	16.00	100.00
		110	5550	23.36	24.50	17.63	18.50	14.55	16.00	
		126	5630	23.36	24.50	17.58	18.50	14.50	16.00	
		134	5670	21.81	23.00	17.58	18.50	14.50	16.00	
		142	5710	23.17	24.50	17.58	18.50	14.44	16.00	
	802.11ax-HE80 MCS0	106	5530	18.61	20.00	16.53	17.50	14.31	16.00	100.00
		122	5610	23.31	24.50	17.40	18.50	14.35	16.00	
		138	5690	23.21	24.50	17.48	18.50	14.35	16.00	

Ant 6+7				Full power For Sensor off Standalone		For Sensor on Standalone		For Sensor on Simultaneous		For Sensor off Simultaneous		
	Mode	Channel	Frequency (MHz)	Average power (dBm)	Tune-Up Limit	Average power (dBm)	Tune-Up Limit	Average power (dBm)	Tune-Up Limit	Average power (dBm)	Tune-Up Limit	Duty Cycle %
5.8GHz WLAN	802.11n-HT20 MCS0	149	5745	24.21	25.50	16.58	17.50	13.57	14.50	21.21	23.00	100.00
		157	5785	24.21	25.50	16.34	17.50	13.32	14.50	21.16	23.00	
		165	5825	24.16	25.50	16.44	17.50	13.41	14.50	21.16	23.00	
	802.11n-HT40 MCS0	151	5755	23.26	24.50	16.36	17.50	13.61	14.50	21.41	23.00	100.00
		159	5795	23.26	24.50	16.53	17.50	13.46	14.50	21.46	23.00	
	802.11ax-HE20 MCS0	149	5745	24.31	25.50	16.68	17.50	13.51	14.50	21.31	23.00	100.00
		157	5785	24.31	25.50	16.44	17.50	13.42	14.50	21.26	23.00	
		165	5825	24.26	25.50	16.54	17.50	13.51	14.50	21.26	23.00	
	802.11ax-HE40 MCS0	151	5755	23.36	24.50	16.46	17.50	13.54	14.50	21.51	23.00	100.00
		159	5795	23.36	24.50	16.63	17.50	13.56	14.50	21.56	23.00	
	802.11ax-HE80 MCS0	155	5775	23.31	24.50	16.54	17.50	13.59	14.50	21.42	23.00	100.00

<2.4GHz Bluetooth>

General Note:

1. For 2.4GHz Bluetooth SAR testing was selected 1Mbps, due to its highest average power.
2. The Bluetooth duty cycle is 60% as following figure, according to Oct. 2016 TCB workshop for Bluetooth SAR scaling need further consideration and the theoretical duty cycle is 83.3%, therefore the actual duty cycle will be scaled up to the theoretical value of Bluetooth reported SAR calculation

Bluetooth time-domain plot

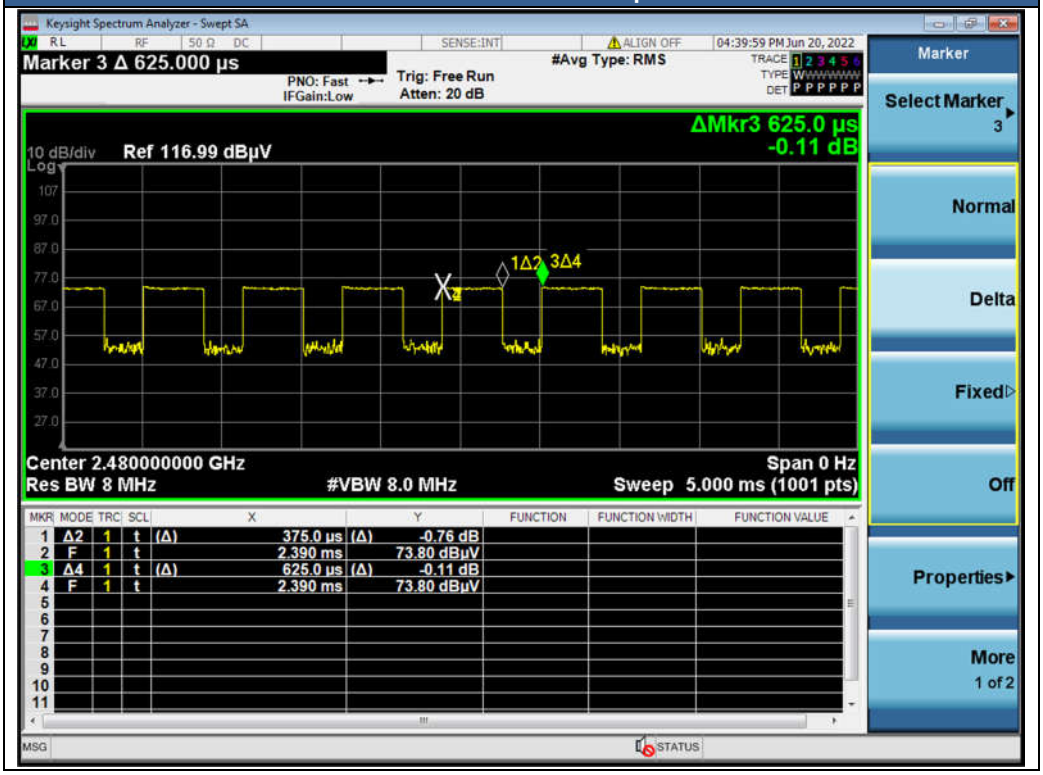

<BR/EDR>

Mode	Channel	Frequency (MHz)	Average power (dBm)			Tune-up Limit
			1Mbps	2Mbps	3Mbps	
BR / EDR	CH 00	2402	3.14	2.58	2.59	4.00
	CH 39	2441	3.43	3.13	3.15	4.00
	CH 78	2480	3.22	2.71	2.73	4.00

<BLE 1M >

Mode	Channel	Frequency (MHz)	Average power (dBm)
LE	CH 00	2402	6.30
	CH 19	2440	6.60
	CH 39	2480	6.00
Tune-up Limit			7.00

<BLE 2M>

Mode	Channel	Frequency (MHz)	Average power (dBm)
LE	CH 00	2402	6.40
	CH 19	2440	6.70
	CH 39	2480	6.10
Tune-up Limit			7.00

15. Antenna Location

The detailed antenna location information can refer to SAR Test Setup Photos.

<SAR test exclusion table>

General Note:

1. The below table, when the distance is < 50 mm exclusion threshold is "Ratio", when the distance is > 50 mm exclusion threshold is "mW"
2. Maximum power is the source-based time-average power and represents the maximum RF output power among production units
3. Per KDB 447498 D01v06, for larger devices, the test separation distance of adjacent edge configuration is determined by the closest separation between the antenna and the user.
4. Per KDB 447498 D01v06, standalone SAR test exclusion threshold is applied; If the test separation distance is < 5mm, 5mm is used to determine SAR exclusion threshold.
5. Per KDB 447498 D01v06, the 1-g and 10-g SAR test exclusion thresholds for 100 MHz to 6 GHz at *test separation distances* ≤ 50 mm are determined by:
   [(*max. power of channel, including tune-up tolerance, mW*)/(*min. test separation distance, mm*)] ·[√f(GHz)] ≤ 3.0 for 1-g SAR and ≤ 7.5 for 10-g extremity SAR
   - f(GHz) is the RF channel transmit frequency in GHz
   - Power and distance are rounded to the nearest mW and mm before calculation
   - The result is rounded to one decimal place for comparison
6. Per KDB 447498 D01v06, at 100 MHz to 6 GHz and for *test separation distances* > 50 mm, the SAR test exclusion threshold is determined according to the following
   a) [Threshold at 50 mm in step 1) + (test separation distance - 50 mm)·(f(MHz)/150)] mW, at 100 MHz to 1500 MHz
   b) [Threshold at 50 mm in step 1) + (test separation distance - 50 mm)·10] mW at > 1500 MHz and ≤ 6 GHz

<For Ant.0>

	Wireless Interface	GSM850 Ant0	GSM1900 Ant0	WCDMA II Ant0	WCDMA IV Ant0	WCDMA V Ant0	LTE Band 2 Ant0	LTE Band 5 Ant0	LTE Band 7 Ant0	LTE Band 17 Ant0	LTE Band 66 Ant0	LTE Band 38 Ant0	FR1 n2 Ant0	FR1 n5 Ant0	FR1 n7 Ant0	FR1 n66 Ant0	FR1 n38 Ant0
Exposure Position	Calculated Frequency (MHz)	848.8	1909.8	1907.6	1752.6	846.6	1900	844	2560	711	1770	2610	1900	839	2545	1765	2599.98
	Maximum power (dBm)	31.5	28.5	24.0	24.0	24.0	25.0	25.0	24.0	25.0	25.0	24.0	25.0	25.0	24.0	24.0	24.0
	Maximum rated power(mW)	1412.54	707.95	251.19	251.19	251.19	316.23	316.23	251.19	316.23	316.23	251.19	316.23	316.23	251.19	251.19	251.19
Bottom Face	Separation distance(mm)	5.0															
	exclusion threshold	260.3	195.7	69.4	66.5	46.2	87.2	58.1	80.4	53.3	84.1	81.2	87.2	57.9	80.1	66.7	81.0
	Testing required?	Yes	Yes	Yes	Yes	Yes	Yes	Yes	Yes	Yes	Yes	Yes	Yes	Yes	Yes	Yes	Yes
Edge 1	Separation distance(mm)	9.9															
	exclusion threshold	131.5	98.8	35.0	33.6	23.4	44.0	29.4	40.6	26.9	42.5	41.0	44.0	29.3	40.5	33.7	40.9
	Testing required?	Yes	Yes	Yes	Yes	Yes	Yes	Yes	Yes	Yes	Yes	Yes	Yes	Yes	Yes	Yes	Yes
Edge 2	Separation distance(mm)	150.0															
	exclusion threshold	729.0	1382.0	1380.0	1282.0	727.0	1375.0	726.0	1094.0	1178.0	1113.0	1093.0	1109.0	1164.0	1094.0	1113.0	1093.0
	Testing required?	Yes	No	No	No	No	No	No	No	No	No	No	No	No	No	No	No
Edge 3	Separation distance(mm)	186.0															
	exclusion threshold	932.0	1840.0	1838.0	1702.0	931.0	1831.0	929.0	1454.0	1538.0	1473.0	1453.0	1469.0	1524.0	1454.0	1473.0	1453.0
	Testing required?	Yes	No	No	No	No	No	No	No	No	No	No	No	No	No	No	No
Edge 4	Separation distance(mm)	5.0															
	exclusion threshold	260.3	195.7	69.4	66.5	46.2	87.2	58.1	80.4	53.3	84.1	81.2	87.2	57.9	80.1	66.7	81.0
	Testing required?	Yes	Yes	Yes	Yes	Yes	Yes	Yes	Yes	Yes	Yes	Yes	Yes	Yes	Yes	Yes	Yes

<For Ant.1>

Exposure Position	Wireless Interface	FR1 n41 Ant1	FR1 n77 Part27O Ant1	FR1 n77 Part27Q Ant1
	Calculated Frequency (MHz)	2640	3930	3500.01
	Maximum power (dBm)	21.0	21.0	21.0
	Maximum rated power(mW)	125.89	125.89	125.89
Bottom Face	Separation distance(mm)	5.0		
	exclusion threshold	40.9	49.9	47.1
	Testing required?	Yes	Yes	Yes
Edge 1	Separation distance(mm)	145.0		
	exclusion threshold	1764.0	2565.0	2297.0
	Testing required?	No	No	No
Edge 2	Separation distance(mm)	5.0		
	exclusion threshold	40.9	49.9	47.1
	Testing required?	Yes	Yes	Yes
Edge 3	Separation distance(mm)	55.0		
	exclusion threshold	180.0	207.0	197.0
	Testing required?	No	No	No
Edge 4	Separation distance(mm)	150.0		
	exclusion threshold	1852.0	2696.0	2414.0
	Testing required?	No	No	No

<For Ant.2>

Exposure Position	Wireless Interface	LTE Band 5 Ant2	LTE Band 2 Ant2	LTE Band 7 Ant2	LTE Band 41 Ant2	FR1 n7 Ant2	FR1 n41 HPUE Ant2
	Calculated Frequency (MHz)	844	1900	2560	2680	2545	2640
	Maximum power (dBm)	25.0	24.0	24.0	25.0	24.0	27.0
	Maximum rated power(mW)	316.23	251.19	251.19	316.23	251.19	501.19
Bottom Face	Separation distance(mm)	5.0					
	exclusion threshold	58.1	69.3	80.4	103.5	80.1	102.8
	Testing required?	Yes	Yes	Yes	Yes	Yes	Yes
Edge 1	Separation distance(mm)	125.0					
	exclusion threshold	913.0	1059.0	1374.0	1432.0	1367.0	1412.0
	Testing required?	No	No	No	No	No	No
Edge 2	Separation distance(mm)	150.0					
	exclusion threshold	1163.0	1375.0	1800.0	1878.0	1791.0	1852.0
	Testing required?	No	No	No	No	No	No
Edge 3	Separation distance(mm)	81.0					
	exclusion threshold	473.0	501.0	623.0	645.0	620.0	638.0
	Testing required?	No	No	No	No	No	No
Edge 4	Separation distance(mm)	5.0					
	exclusion threshold	58.1	69.3	80.4	103.5	80.1	102.8
	Testing required?	Yes	Yes	Yes	Yes	Yes	Yes

<For Ant.3>

Exposure Position	Wireless Interface	LTE Band 42 Ant3	FR1 n77 Part27O Ant3	FR1 n77 Part27Q Ant3
	Calculated Frequency (MHz)	3540	3930	3500.01
	Maximum power (dBm)	24.0	27.0	27.0
	Maximum rated power(mW)	251.19	501.19	501.19
Bottom Face	Separation distance(mm)	5.0		
	exclusion threshold	94.5	198.7	187.5
	Testing required?	Yes	Yes	Yes
Edge 1	Separation distance(mm)	81.0		
	exclusion threshold	811.0	888.0	804.0
	Testing required?	No	No	No
Edge 2	Separation distance(mm)	150.0		
	exclusion threshold	2440.0	2696.0	2414.0
	Testing required?	No	No	No
Edge 3	Separation distance(mm)	160.0		
	exclusion threshold	2676.0	2958.0	2647.0
	Testing required?	No	No	No
Edge 4	Separation distance(mm)	5.0		
	exclusion threshold	94.5	198.7	187.5
	Testing required?	Yes	Yes	Yes

<For Ant.4>

Exposure Position	Wireless Interface	FR1 n41 Ant4	FR1 n77 Part27O Ant4	FR1 n77 Part27Q Ant4
	Calculated Frequency (MHz)	2640	3930	3500.01
	Maximum power (dBm)	21.0	21.0	21.0
	Maximum rated power(mW)	125.89	125.89	125.89
Bottom Face	Separation distance(mm)	5.0		
	exclusion threshold	40.9	49.9	47.1
	Testing required?	Yes	Yes	Yes
Edge 1	Separation distance(mm)	250.0		
	exclusion threshold	3612.0	5316.0	4747.0
	Testing required?	No	No	No
Edge 2	Separation distance(mm)	43.0		
	exclusion threshold	4.8	5.8	5.5
	Testing required?	Yes	Yes	Yes
Edge 3	Separation distance(mm)	5.0		
	exclusion threshold	40.9	49.9	47.1
	Testing required?	Yes	Yes	Yes
Edge 4	Separation distance(mm)	104.0		
	exclusion threshold	1043.0	1490.0	1340.0
	Testing required?	No	No	No

<For Ant.5>

	Wireless Interface	FR1 n41 Ant5	FR1 n77 Part27O Ant5	FR1 n77 Part27Q Ant5
Exposure Position	Calculated Frequency (MHz)	2640	3930	3500.01
	Maximum power (dBm)	21.0	21.0	21.0
	Maximum rated power(mW)	125.89	125.89	125.89
Bottom Face	Separation distance(mm)	5.0		
	exclusion threshold	40.9	49.9	47.1
	Testing required?	Yes	Yes	Yes
Edge 1	Separation distance(mm)	250.0		
	exclusion threshold	3612.0	5316.0	4747.0
	Testing required?	No	No	No
Edge 2	Separation distance(mm)	71.5		
	exclusion threshold	471.0	639.0	582.0
	Testing required?	No	No	No
Edge 3	Separation distance(mm)	5.0		
	exclusion threshold	40.9	49.9	47.1
	Testing required?	Yes	Yes	Yes
Edge 4	Separation distance(mm)	59.0		
	exclusion threshold	251.0	311.0	290.0
	Testing required?	No	No	No

<For Ant.6&7>

	Wireless Interface	BT ANT 6	2.4GHz WLAN ANT 6	2.4GHz WLAN ANT 7	5GHz WLAN ANT 6	5GHz WLAN ANT 7
Exposure Position	Calculated Frequency (MHz)	2480	2462	2462	5825	5825
	Maximum power (dBm)	7.0	21.5	22.5	21.5	22.0
	Maximum rated power(mW)	5.01	141.25	177.83	141.25	158.49
Bottom Face	Separation distance(mm)	5.0	5.0	5.0	5.0	5.0
	exclusion threshold	1.6	44.3	55.8	68.2	76.5
	Testing required?	No	Yes	Yes	Yes	Yes
Edge 1	Separation distance(mm)	224.0	224.0	5.0	224.0	5.0
	exclusion threshold	1835.0	1836.0	55.8	1802.0	76.5
	Testing required?	No	No	Yes	No	Yes
Edge 2	Separation distance(mm)	150.0	150.0	95.0	150.0	95.0
	exclusion threshold	1095.0	1096.0	546.0	1062.0	512.0
	Testing required?	No	No	No	No	No
Edge 3	Separation distance(mm)	11.0	11.0	240.0	11.0	240.0
	exclusion threshold	0.7	20.2	1996.0	31.0	1962.0
	Testing required?	No	Yes	No	Yes	No
Edge 4	Separation distance(mm)	5.0	5.0	30.5	5.0	30.5
	exclusion threshold	1.6	44.3	9.2	68.2	12.5
	Testing required?	No	Yes	Yes	Yes	Yes

16. SAR Test Results

General Note:

1. Per KDB 447498 D01v06, the reported SAR is the measured SAR value adjusted for maximum tune-up tolerance.
   a. Tune-up scaling Factor = tune-up limit power (mW) / EUT RF power (mW), where tune-up limit is the maximum rated power among all production units.
   b. For SAR testing of WLAN signal with non-100% duty cycle, the measured SAR is scaled-up by the duty cycle scaling factor which is equal to "1/(duty cycle)"
   c. For WWAN: Reported SAR(W/kg)= Measured SAR(W/kg)*Tune-up Scaling Factor
   d. For WLAN/Bluetooth: Reported SAR(W/kg)= Measured SAR(W/kg)* Duty Cycle scaling factor * Tune-up scaling factor
   e. For TDD LTE SAR measurement, the duty cycle 1:1.59 (62.9 %) was used perform testing and considering the theoretical duty cycle of 63.3% for extended cyclic prefix in the uplink, and the theoretical duty cycle of 62.9% for normal cyclic prefix in uplink, a scaling factor of extended cyclic prefix 63.3%/62.9% = 1.006 is applied to scale-up the measured SAR result. The Reported TDD LTE SAR = measured SAR (W/kg)* Tune-up Scaling Factor* scaling factor for extended cyclic prefix.
2. Per KDB 447498 D01v06, for each exposure position, testing of other required channels within the operating mode of a frequency band is not required when the *reported* 1-g or 10-g SAR for the mid-band or highest output power channel is:
   · ≤ 0.8 W/kg or 2.0 W/kg, for 1-g or 10-g respectively, when the transmission band is ≤ 100 MHz
   · ≤ 0.6 W/kg or 1.5 W/kg, for 1-g or 10-g respectively, when the transmission band is between 100 MHz and 200 MHz
   · ≤ 0.4 W/kg or 1.0 W/kg, for 1-g or 10-g respectively, when the transmission band is ≥ 200 MHz
3. Per KDB 865664 D01v01r04, for each frequency band, repeated SAR measurement is required only when the measured SAR is ≥0.8W/kg.
4. For Ant0/3, the device employs proximity sensors that detect the presence of the user's body also a finger or hand near the bottom face, edge 1 and edge 4 of the device, reduced power will be active. (P-sensor can't work at detecting presence of the user's body at other edges of the device.)
5. For Ant2/6, the device employs proximity sensors that detect the presence of the user's body also a finger or hand near the bottom face, edge 4 of the device, reduced power will be active. (P-sensor can't work at detecting presence of the user's body at other edges of the device.)
6. For Ant7, the device employs proximity sensors that detect the presence of the user's body also a finger or hand near the bottom face, edge 1 of the device, reduced power will be active. (P-sensor can't work at detecting presence of the user's body at other edges of the device.)
7. For WWAN Ant 0 distance SAR test at Bottom Face 17mm/18mm, Edge 4 15mm, Edge 1 14mm is only for simultaneous transmission analysis with WLAN.
8. For WWAN Ant 2 distance SAR test at Bottom Face 17mm/18mm, Edge 4 15mm is only for simultaneous transmission analysis with WLAN.
9. For WWAN Ant 3 distance SAR test at Bottom Face 17mm/18mm, Edge 4 15mm is only for simultaneous transmission analysis with WLAN.
10. For WLAN 2.4GHz/5GHz Ant 6 distance SAR test at Bottom Face 14mm/15mm/18mm, Edge 4 17mm/19mm is only for simultaneous transmission analysis with WWAN.
11. For WLAN 2.4GHz/5GHz Ant 7 distance SAR test at Bottom Face 14mm/15mm/17mm, Edge 4 15mm/17mm/19mm, Edge 1 2mm is only for simultaneous transmission analysis with WWAN.

GSM Note:

1. Per KDB 941225 D01v03r01, for SAR test reduction for GSM / GPRS / EDGE modes is determined by the source-based time-averaged output power including tune-up tolerance. The mode with highest specified time-averaged output power should be tested for SAR compliance in the applicable exposure conditions. For modes with the same specified maximum output power and tolerance, the higher number time-slot configuration should be tested.
2. Other configurations of GSM / GPRS / EDGE are considered as secondary modes. The 3G SAR test reduction procedure is applied, when the maximum output power and tune-up tolerance specified for production units in a secondary mode is ≤ ¼ dB higher than the primary mode, SAR measurement is not required for the secondary mode

UMTS Note:

1. Per KDB 941225 D01v03r01, for SAR testing is measured using a 12.2 kbps RMC with TPC bits configured to all “1’s”.
2. Per KDB 941225 D01v03r01, RMC 12.2kbps setting is used to evaluate SAR. The maximum output power and tune-up tolerance specified for production units in HSDPA / HSUPA / DC-HSDPA. is ≤ ¼ dB higher than RMC 12.2Kbps or when the highest reported SAR of the RMC12.2Kbps is scaled by the ratio of specified maximum output power and tune-up tolerance of HSDPA / HSUPA / DC-HSDPA. to RMC12.2Kbps and the adjusted SAR is ≤ 1.2 W/kg, SAR measurement is not required for HSDPA / HSUPA / DC-HSDPA, and according to the following RF output power, the output power results of the secondary modes (HSUPA, HSDPA, DC-HSDPA.) are less than ¼ dB higher than the primary modes; therefore, SAR measurement is not required for HSDPA / HSUPA / DC-HSDPA.

LTE Note:

1. Per KDB 941225 D05v02r05, start with the largest channel bandwidth and measure SAR for QPSK with 1 RB allocation, using the RB offset and required test channel combination with the highest maximum output power for RB offsets at the upper edge, middle and lower edge of each required test channel.
2. Per KDB 941225 D05v02r05, 50% RB allocation for QPSK SAR testing follows 1RB QPSK allocation procedure.
3. Per KDB 941225 D05v02r05, For QPSK with 100% RB allocation, SAR is not required when the highest maximum output power for 100 % RB allocation is less than the highest maximum output power in 50% and 1 RB allocations and the highest reported SAR for 1 RB and 50% RB allocation are ≤ 0.8 W/kg. Otherwise, SAR is measured for the highest output power channel; and if the reported SAR is > 1.45 W/kg, the remaining required test channels must also be tested.
4. Per KDB 941225 D05v02r05, 16QAM output power for each RB allocation configuration is > not ½ dB higher than the same configuration in QPSK and the reported SAR for the QPSK configuration is ≤ 1.45 W/kg; Per KDB 941225 D05v02r05, 16QAM SAR testing is not required.
5. Per KDB 941225 D05v02r05, Smaller bandwidth output power for each RB allocation configuration is > not ½ dB higher than the same configuration in the largest supported bandwidth, and the reported SAR for the largest supported bandwidth is ≤ 1.45 W/kg; Per KDB 941225 D05v02r05, smaller bandwidth SAR testing is not required.
6. For LTE B4 / B5 / B38 the maximum bandwidth does not support three non-overlapping channels, per KDB 941225 D05v02r05, when a device supports overlapping channel assignment in a channel bandwidth configuration, the middle channel of the group of overlapping channels should be selected for testing.
7. LTE band 4 SAR test was covered by Band 66; according to April 2015 TCB workshop, SAR test for overlapping LTE bands can be reduced if
   a. the maximum output power, including tolerance, for the smaller band is ≤ the larger band to qualify for the SAR test exclusion
   b. the channel bandwidth and other operating parameters for the smaller band are fully supported by the larger band

5G NR Note:

1. For 5G NR test procedure was following step similar FCC KDB 941225 D05:
   a. SAR testing start with the largest channel bandwidth and measure SAR for QPSK with 1 RB allocation, using the RB offset and required test channel combination with the highest maximum output power for RB offsets at the upper edge, middle and lower edge of each required test channel.
   b. 50% RB allocation for QPSK SAR testing follows 1RB QPSK allocation procedure
   c. QPSK with 100% RB allocation, SAR is not required when the highest maximum output power for 100 % RB allocation is less than the highest maximum output power in 50% and 1 RB allocations and the highest reported SAR for 1 RB and 50% RB allocation are ≤ 0.8 W/kg. Otherwise, SAR is measured for the highest output power channel; and if the reported SAR is > 1.45 W/kg, the remaining required test channels must also be tested.
   d. PI/2 BPSK/16QAM/64QAM/256QAM output powers according to 3GPP MPR will not ½ dB higher than the same configuration in QPSK, also reported SAR for the QPSK configuration is less than 1.45 W/kg, PI/2 BPSK /16QAM/64QAM/256QAM SAR testing are not required.
   e. Smaller bandwidth output power for each RB allocation configuration for this device will not ½ dB higher than the same configuration in the largest supported bandwidth, and the reported SAR for the largest supported bandwidth is ≤ 1.45 W/kg, smaller bandwidth SAR testing is not required for this device
   f. For 5G FR1 n5 /n7/n41/n66/n77 the maximum bandwidth does not support three non-overlapping channels, when a device supports overlapping channel assignment in a channel bandwidth configuration, the middle channel of the group of overlapping channels should be selected for testing.

WLAN Note:

1. Per KDB 248227 D01v02r02, for 2.4GHz 802.11g/n SAR testing is not required when the highest reported SAR for DSSS is adjusted by the ratio of OFDM to DSSS specified maximum output power and the adjusted SAR is ≤ 1.2 W/kg.
2. When the reported SAR of the test position is > 0.4 W/kg, SAR is repeated for the 802.11 transmission mode configuration tested in the initial test position to measure the subsequent next closet/smallest test separation distance and maximum coupling test position on the highest maximum output power channel, until the report SAR is ≤ 0.8 W/kg or all required test position are tested.
3. For all positions / configurations, when the reported SAR is > 0.8 W/kg, SAR is measured for these test positions / configurations on the subsequent next highest measured output power channel(s) until the reported SAR is ≤ 1.2 W/kg or all required channels are tested.
4. During SAR testing the WLAN transmission was verified using a spectrum analyzer.
5. 802.11ax supports full tone size and partial tone size, after verification for the partial tone size mode power level will not higher than full tone size power level, so chose full tone power to be measured in this report.
6. The 2.4GHz/5GHz WLAN can transmit in SISO and MIMO antenna mode.
7. The single antenna RF power in MIMO mode is less than the single antenna RF power in SISO mode, SAR testing was performed on SISO mode, for MIMO SAR based on standalone SAR to be summed together as MIMO SAR.
8. The 2.4GHz/5GHz WLAN can transmit in SISO/MIMO antenna mode. TX Beamforming mode is only supported in 2.4GHz WLAN 802.11ax and 5GHz WLAN 802.11n/ax.
9. Due to the single antenna RF power in WLAN SISO & MIMO (CDD) mode is larger than or very close to the single antenna RF power in Beamforming mode, so WLAN SISO & MIMO (CDD) mode SAR can represent beamforming mode SAR.

DSI status description:

The device has the following DSI state which used at different exposure condition.

This WWAN bands enabled with Qualcomm Smart Transmit feature which located at chapter 5. The default power is Pmax power, When Plimit power higher than Pmax power, the output power will be limited at Pmax, and so the SAR will use Pmax power to do the testing.

Exposure Condition	DSI	Tx Antenna	Trigger conditions
Body Mode SAR	DSI 1	Ant 0/2/3	Sensor On + Standalone
	DSI 3	Ant 0/2/3	Sensor On + Simultaneous
	DSI 0	Ant 0/2/3	Sensor Off + Standalone
	DSI 2	Ant 0/2/3	Sensor Off + Simultaneous
	DSI 0/1	Ant 1/4/5	Standalone
	DSI 2/3	Ant 1/4/5	Simultaneous

16.1 Body SAR

Plot No.	Band	BW (MHz)	Modulation	RB Size	RB offset	Mode	Test Position	Gap (mm)	Antenna	Power State	Ch.	Freq. (MHz)	Average Power (dBm)	Tune-Up Limit (dBm)	Tune-up Scaling Factor	Power Drift (dB)	Measured 1g SAR (W/kg)	Reported 1g SAR (W/kg)
750MHz																		
	LTE Band 17	10M	QPSK	1	0	-	Bottom Face	0mm	Ant 0	DSI 1	23790	710	23.64	25.00	1.368	0.05	0.380	0.520
	LTE Band 17	10M	QPSK	25	0	-	Bottom Face	0mm	Ant 0	DSI 1	23790	710	22.75	24.00	1.334	0.02	0.329	0.439
01	LTE Band 17	10M	QPSK	1	0	-	Edge 4	0mm	Ant 0	DSI 1	23790	710	23.64	25.00	1.368	-0.03	0.557	**0.762**
	LTE Band 17	10M	QPSK	25	0	-	Edge 4	0mm	Ant 0	DSI 1	23790	710	22.75	24.00	1.334	0.01	0.450	0.600
	LTE Band 17	10M	QPSK	1	0	-	Edge 1	0mm	Ant 0	DSI 1	23790	710	23.64	25.00	1.368	0.03	0.084	0.115
	LTE Band 17	10M	QPSK	25	0	-	Edge 1	0mm	Ant 0	DSI 1	23790	710	22.75	24.00	1.334	0.06	0.059	0.079
	LTE Band 17	10M	QPSK	1	0	-	Edge 4	0mm	Ant 0	DSI 3	23790	710	23.28	24.50	1.324	0.02	0.502	0.665
	LTE Band 17	10M	QPSK	1	0	-	Bottom Face	15mm	Ant 0	DSI 0	23790	710	23.64	25.00	1.368	0.01	0.054	0.074
	LTE Band 17	10M	QPSK	1	0	-	Edge 4	17mm	Ant 0	DSI 0	23790	710	23.64	25.00	1.368	0.06	0.046	0.063
	LTE Band 17	10M	QPSK	1	0	-	Edge 1	2mm	Ant 0	DSI 0	23790	710	23.64	25.00	1.368	0.01	0.258	0.353
	LTE Band 17	10M	QPSK	1	0	-	Bottom Face	17mm	Ant 0	DSI 0	23790	710	23.64	25.00	1.368	0.01	0.041	0.056
	LTE Band 17	10M	QPSK	1	0	-	Bottom Face	18mm	Ant 0	DSI 0	23790	710	23.64	25.00	1.368	0.03	0.025	0.034
	LTE Band 17	10M	QPSK	1	0	-	Edge 4	15mm	Ant 0	DSI 3	23790	710	23.28	24.50	1.324	0.06	0.089	0.118
	LTE Band 17	10M	QPSK	1	0	-	Edge 1	14mm	Ant 0	DSI 0	23790	710	23.64	25.00	1.368	0.02	0.048	0.066
835MHz																		
	GSM850	-	-	-	-	GPRS (3 Tx slots)	Bottom Face	0mm	Ant 0	DSI 1	189	836.4	26.46	27.90	1.393	0.03	0.873	1.216
	GSM850	-	-	-	-	GPRS (3 Tx slots)	Bottom Face	0mm	Ant 0	DSI 1	128	824.2	26.39	27.90	1.416	0.09	0.819	1.160
02	GSM850	-	-	-	-	GPRS (3 Tx slots)	Bottom Face	0mm	Ant 0	DSI 1	251	848.8	26.38	27.90	1.419	0.03	0.879	**1.247**
	GSM850	-	-	-	-	GPRS (3 Tx slots)	Edge 4	0mm	Ant 0	DSI 1	189	836.4	26.46	27.90	1.393	0.01	0.760	1.059
	GSM850	-	-	-	-	GPRS (3 Tx slots)	Edge 4	0mm	Ant 0	DSI 1	128	824.2	26.39	27.90	1.416	0.05	0.702	0.994
	GSM850	-	-	-	-	GPRS (3 Tx slots)	Edge 4	0mm	Ant 0	DSI 1	251	848.8	26.38	27.90	1.419	0.06	0.744	1.056
	GSM850	-	-	-	-	GPRS (3 Tx slots)	Edge 1	0mm	Ant 0	DSI 1	189	836.4	26.46	27.90	1.393	-0.03	0.197	0.274
	GSM850	-	-	-	-	GPRS (3 Tx slots)	Edge 2	0mm	Ant 0	DSI 1	189	836.4	26.46	27.90	1.393	0.06	0.060	0.084
	GSM850	-	-	-	-	GPRS (3 Tx slots)	Edge 3	0mm	Ant 0	DSI 1	189	836.4	26.46	27.90	1.393	0.05	0.035	0.049
	GSM850	-	-	-	-	GPRS (3 Tx slots)	Bottom Face	0mm	Ant 0	DSI 3	251	848.8	24.62	25.30	1.169	0.01	0.495	0.579
	GSM850	-	-	-	-	GPRS (2 Tx slots)	Bottom Face	15mm	Ant 0	DSI 0	251	848.8	30.73	31.50	1.194	0.05	0.239	0.285
	GSM850	-	-	-	-	GPRS (2 Tx slots)	Edge 4	17mm	Ant 0	DSI 0	189	836.4	30.95	31.50	1.135	0.02	0.064	0.073
	GSM850	-	-	-	-	GPRS (2 Tx slots)	Edge 1	2mm	Ant 0	DSI 0	189	836.4	30.95	31.50	1.135	0.01	0.281	0.319
	GSM850	-	-	-	-	GPRS (2 Tx slots)	Bottom Face	17mm	Ant 0	DSI 0	251	848.8	30.73	31.50	1.194	-0.03	0.221	0.264
	GSM850	-	-	-	-	GPRS (2 Tx slots)	Bottom Face	18mm	Ant 0	DSI 0	251	848.8	30.73	31.50	1.194	0.06	0.201	0.240
	GSM850	-	-	-	-	GPRS (3 Tx slots)	Edge 4	15mm	Ant 0	DSI 3	251	848.8	24.62	25.30	1.169	0.05	0.101	0.118
	GSM850	-	-	-	-	GPRS (2 Tx slots)	Edge 1	14mm	Ant 0	DSI 0	189	836.4	30.95	31.50	1.135	0.01	0.098	0.111
	WCDMA V	-	-	-	-	RMC 12.2Kbps	Bottom Face	0mm	Ant 0	DSI 1	4182	836.4	22.83	23.50	1.167	0.03	0.634	0.740
03	WCDMA V	-	-	-	-	RMC 12.2Kbps	Edge 4	0mm	Ant 0	DSI 1	4182	836.4	22.83	23.50	1.167	0.09	0.982	**1.146**
	WCDMA V	-	-	-	-	RMC 12.2Kbps	Edge 4	0mm	Ant 0	DSI 1	4132	826.4	22.72	23.50	1.197	0.01	0.956	1.144
	WCDMA V	-	-	-	-	RMC 12.2Kbps	Edge 4	0mm	Ant 0	DSI 1	4233	846.6	22.79	23.50	1.178	0.05	0.953	1.122
	WCDMA V	-	-	-	-	RMC 12.2Kbps	Edge 1	0mm	Ant 0	DSI 1	4182	836.4	22.83	23.50	1.167	0.02	0.109	0.127
	WCDMA V	-	-	-	-	RMC 12.2Kbps	Edge 4	0mm	Ant 0	DSI 3	4182	836.4	20.28	21.30	1.265	0.06	0.496	0.627
	WCDMA V	-	-	-	-	RMC 12.2Kbps	Bottom Face	15mm	Ant 0	DSI 0	4182	836.4	23.25	24.00	1.189	0.01	0.210	0.250
	WCDMA V	-	-	-	-	RMC 12.2Kbps	Edge 4	17mm	Ant 0	DSI 0	4182	836.4	23.25	24.00	1.189	0.03	0.072	0.086
	WCDMA V	-	-	-	-	RMC 12.2Kbps	Edge 1	2mm	Ant 0	DSI 0	4182	836.4	23.25	24.00	1.189	0.04	0.230	0.273
	WCDMA V	-	-	-	-	RMC 12.2Kbps	Bottom Face	17mm	Ant 0	DSI 0	4182	836.4	23.25	24.00	1.189	0.02	0.178	0.212
	WCDMA V	-	-	-	-	RMC 12.2Kbps	Bottom Face	18mm	Ant 0	DSI 0	4182	836.4	23.25	24.00	1.189	0.06	0.166	0.197
	WCDMA V	-	-	-	-	RMC 12.2Kbps	Edge 4	15mm	Ant 0	DSI 3	4182	836.4	20.28	21.30	1.265	0.01	0.104	0.132
	WCDMA V	-	-	-	-	RMC 12.2Kbps	Edge 1	14mm	Ant 0	DSI 0	4182	836.4	23.25	24.00	1.189	0.03	0.097	0.115
04	LTE Band 5	10M	QPSK	1	0	-	Bottom Face	0mm	Ant 0	DSI 1	20525	836.5	21.94	22.50	1.138	0.07	1.090	**1.240**
	LTE Band 5	10M	QPSK	25	0	-	Bottom Face	0mm	Ant 0	DSI 1	20525	836.5	21.92	22.50	1.143	-0.01	1.010	1.154
	LTE Band 5	10M	QPSK	50	0	-	Bottom Face	0mm	Ant 0	DSI 1	20525	836.5	21.90	22.50	1.148	0.05	0.990	1.137
	LTE Band 5	10M	QPSK	1	0	-	Edge 4	0mm	Ant 0	DSI 1	20525	836.5	21.94	22.50	1.138	0.03	0.847	0.964
	LTE Band 5	10M	QPSK	25	0	-	Edge 4	0mm	Ant 0	DSI 1	20525	836.5	21.92	22.50	1.143	0.04	0.791	0.904
	LTE Band 5	10M	QPSK	50	0	-	Edge 4	0mm	Ant 0	DSI 1	20525	836.5	21.90	22.50	1.148	0.02	0.797	0.915

	LTE Band 5	10M	QPSK	1	0	-	Edge 1	0mm	Ant 0	DSI 1	20525	836.5	21.94	22.50	1.138	-0.03	0.273	0.311
	LTE Band 5	10M	QPSK	25	0	-	Edge 1	0mm	Ant 0	DSI 1	20525	836.5	21.92	22.50	1.143	0.01	0.221	0.253
	LTE Band 5	10M	QPSK	1	0	-	Bottom Face	0mm	Ant 0	DSI 3	20525	836.5	19.36	19.90	1.132	0.03	0.512	0.580
	LTE Band 5	10M	QPSK	1	0	-	Bottom Face	15mm	Ant 0	DSI 0	20525	836.5	23.27	25.00	1.489	0.06	0.223	0.332
	LTE Band 5	10M	QPSK	1	0	-	Edge 4	17mm	Ant 0	DSI 0	20525	836.5	23.27	25.00	1.489	0.02	0.068	0.101
	LTE Band 5	10M	QPSK	1	0	-	Edge 1	2mm	Ant 0	DSI 0	20525	836.5	23.27	25.00	1.489	0.01	0.427	0.636
	LTE Band 5	10M	QPSK	1	0	-	Bottom Face	17mm	Ant 0	DSI 0	20525	836.5	23.27	25.00	1.489	0.01	0.201	0.299
	LTE Band 5	10M	QPSK	1	0	-	Bottom Face	18mm	Ant 0	DSI 0	20525	836.5	23.27	25.00	1.489	0.03	0.199	0.296
	LTE Band 5	10M	QPSK	1	0	-	Edge 4	15mm	Ant 0	DSI 3	20525	836.5	19.36	19.90	1.132	0.06	0.119	0.135
	LTE Band 5	10M	QPSK	1	0	-	Edge 1	14mm	Ant 0	DSI 0	20525	836.5	23.27	25.00	1.489	0.02	0.077	0.115
	LTE Band 5	10M	QPSK	1	0	-	Bottom Face	0mm	Ant 2	DSI 1	20525	836.5	24.30	24.50	1.047	-0.05	1.070	1.120
	LTE Band 5	10M	QPSK	25	0	-	Bottom Face	0mm	Ant 2	DSI 1	20525	836.5	23.45	24.00	1.135	0.01	0.920	1.044
	LTE Band 5	10M	QPSK	50	0	-	Bottom Face	0mm	Ant 2	DSI 1	20525	836.5	23.43	24.00	1.140	0.06	0.913	1.041
	LTE Band 5	10M	QPSK	1	0	-	Edge 4	0mm	Ant 2	DSI 1	20525	836.5	24.30	24.50	1.047	0.07	0.560	0.586
	LTE Band 5	10M	QPSK	25	0	-	Edge 4	0mm	Ant 2	DSI 1	20525	836.5	23.45	24.00	1.135	0.03	0.502	0.570
	LTE Band 5	10M	QPSK	1	0	-	Edge 3	0mm	Ant 2	DSI 1	20525	836.5	24.30	24.50	1.047	-0.01	0.252	0.264
	LTE Band 5	10M	QPSK	25	0	-	Edge 3	0mm	Ant 2	DSI 1	20525	836.5	23.45	24.00	1.135	0.02	0.190	0.216
	LTE Band 5	10M	QPSK	1	0	-	Bottom Face	14mm	Ant 2	DSI 0	20525	836.5	24.30	24.50	1.047	0.06	0.302	0.316
	LTE Band 5	10M	QPSK	1	0	-	Edge 4	19mm	Ant 2	DSI 0	20525	836.5	24.30	24.50	1.047	0.13	0.188	0.197
	LTE Band 5	10M	QPSK	1	0	-	Bottom Face	17mm	Ant 2	DSI 1	20525	836.5	24.30	24.50	1.047	0.04	0.311	0.326
	LTE Band 5	10M	QPSK	1	0	-	Bottom Face	18mm	Ant 2	DSI 1	20525	836.5	24.30	24.50	1.047	0.04	0.290	0.304
	LTE Band 5	10M	QPSK	1	0	-	Edge 4	15mm	Ant 2	DSI 1	20525	836.5	24.30	24.50	1.047	0.09	0.196	0.205
	FR1 n5	20M	QPSK	1	1	DFT-SCS-15KHz	Bottom Face	0mm	Ant 0	DSI 1	167300	836.5	22.34	23.20	1.219	0.03	0.972	1.185
05	FR1 n5	20M	QPSK	50	28	DFT-SCS-15KHz	Bottom Face	0mm	Ant 0	DSI 1	167300	836.5	22.32	23.20	1.225	0.01	1.010	**1.237**
	FR1 n5	20M	QPSK	100	0	DFT-SCS-15KHz	Bottom Face	0mm	Ant 0	DSI 1	167300	836.5	22.30	23.20	1.230	-0.01	0.964	1.186
	FR1 n5	20M	QPSK	1	1	DFT-SCS-15KHz	Edge 4	0mm	Ant 0	DSI 1	167300	836.5	22.34	23.20	1.219	0.05	0.648	0.790
	FR1 n5	20M	QPSK	50	28	DFT-SCS-15KHz	Edge 4	0mm	Ant 0	DSI 1	167300	836.5	22.32	23.20	1.225	0.03	0.622	0.762
	FR1 n5	20M	QPSK	1	1	DFT-SCS-15KHz	Edge 1	0mm	Ant 0	DSI 1	167300	836.5	22.34	23.20	1.219	0.01	0.255	0.311
	FR1 n5	20M	QPSK	50	28	DFT-SCS-15KHz	Edge 1	0mm	Ant 0	DSI 1	167300	836.5	22.32	23.20	1.225	0.09	0.247	0.302
	FR1 n5	20M	QPSK	50	28	DFT-SCS-15KHz	Bottom Face	0mm	Ant 0	DSI 3	167300	836.5	19.42	20.60	1.312	0.02	0.521	0.684
	FR1 n5	20M	QPSK	50	28	DFT-SCS-15KHz	Bottom Face	15mm	Ant 0	DSI 0	167300	836.5	23.88	25.00	1.294	0.01	0.249	0.322
	FR1 n5	20M	QPSK	1	1	DFT-SCS-15KHz	Edge 4	17mm	Ant 0	DSI 0	167300	836.5	24.03	25.00	1.250	-0.02	0.087	0.109
	FR1 n5	20M	QPSK	1	1	DFT-SCS-15KHz	Edge 1	2mm	Ant 0	DSI 0	167300	836.5	24.03	25.00	1.250	0.01	0.364	0.455
	FR1 n5	20M	QPSK	50	28	DFT-SCS-15KHz	Bottom Face	17mm	Ant 0	DSI 0	167300	836.5	23.88	25.00	1.294	0.01	0.201	0.260
	FR1 n5	20M	QPSK	50	28	DFT-SCS-15KHz	Bottom Face	18mm	Ant 0	DSI 0	167300	836.5	23.88	25.00	1.294	0.09	0.179	0.232
	FR1 n5	20M	QPSK	50	28	DFT-SCS-15KHz	Edge 4	15mm	Ant 0	DSI 3	167300	836.5	19.42	20.60	1.312	0.02	0.111	0.146
	FR1 n5	20M	QPSK	1	1	DFT-SCS-15KHz	Edge 1	14mm	Ant 0	DSI 0	167300	836.5	24.03	25.00	1.250	0.01	0.101	0.126
1750MHz																		
	WCDMA IV	-	-	-	-	RMC 12.2Kbps	Bottom Face	0mm	Ant 0	DSI 1	1413	1732.6	18.22	19.10	1.225	0.03	0.945	1.157
	WCDMA IV	-	-	-	-	RMC 12.2Kbps	Bottom Face	0mm	Ant 0	DSI 1	1312	1712.4	18.18	19.10	1.236	0.05	0.904	1.117
06	WCDMA IV	-	-	-	-	RMC 12.2Kbps	Bottom Face	0mm	Ant 0	DSI 1	1513	1752.6	18.11	19.10	1.256	0.01	0.990	**1.243**
	WCDMA IV	-	-	-	-	RMC 12.2Kbps	Edge 4	0mm	Ant 0	DSI 1	1413	1732.6	18.22	19.10	1.225	0.03	0.607	0.743
	WCDMA IV	-	-	-	-	RMC 12.2Kbps	Edge 1	0mm	Ant 0	DSI 1	1413	1732.6	18.22	19.10	1.225	0.03	0.558	0.683
	WCDMA IV	-	-	-	-	RMC 12.2Kbps	Bottom Face	0mm	Ant 0	DSI 3	1513	1752.6	15.27	16.50	1.327	0.09	0.475	0.631
	WCDMA IV	-	-	-	-	RMC 12.2Kbps	Bottom Face	15mm	Ant 0	DSI 0	1513	1752.6	23.32	24.00	1.169	0.04	0.364	0.426
	WCDMA IV	-	-	-	-	RMC 12.2Kbps	Edge 4	17mm	Ant 0	DSI 0	1413	1732.6	23.42	24.00	1.143	0.03	0.182	0.208
	WCDMA IV	-	-	-	-	RMC 12.2Kbps	Edge 1	2mm	Ant 0	DSI 0	1413	1732.6	23.42	24.00	1.143	0.06	0.663	0.758
	WCDMA IV	-	-	-	-	RMC 12.2Kbps	Edge 1	2mm	Ant 0	DSI 2	1413	1732.6	22.82	23.40	1.143	0.06	0.580	0.663
	WCDMA IV	-	-	-	-	RMC 12.2Kbps	Bottom Face	17mm	Ant 0	DSI 2	1413	1732.6	22.82	23.40	1.143	0.03	0.309	0.353
	WCDMA IV	-	-	-	-	RMC 12.2Kbps	Bottom Face	18mm	Ant 0	DSI 2	1413	1732.6	22.82	23.40	1.143	0.09	0.297	0.339
	WCDMA IV	-	-	-	-	RMC 12.2Kbps	Edge 4	15mm	Ant 0	DSI 3	1513	1752.6	15.27	16.50	1.327	0.04	0.057	0.076
	WCDMA IV	-	-	-	-	RMC 12.2Kbps	Edge 1	14mm	Ant 0	DSI 2	1413	1732.6	22.82	23.40	1.143	0.03	0.098	0.112
07	LTE Band 66	20M	QPSK	1	0	-	Bottom Face	0mm	Ant 0	DSI 1	132322	1745	17.89	19.00	1.291	0.06	0.957	**1.236**
	LTE Band 66	20M	QPSK	1	0	-	Bottom Face	0mm	Ant 0	DSI 1	132072	1720	17.81	19.00	1.315	0.05	0.927	1.219
	LTE Band 66	20M	QPSK	1	0	-	Bottom Face	0mm	Ant 0	DSI 1	132572	1770	17.82	19.00	1.312	-0.09	0.923	1.211
	LTE Band 66	20M	QPSK	50	0	-	Bottom Face	0mm	Ant 0	DSI 1	132322	1745	17.86	19.00	1.300	0.05	0.908	1.181

	LTE Band 66	20M	QPSK	50	0	-	Bottom Face	0mm	Ant 0	DSI 1	132072	1720	17.80	19.00	1.318	-0.03	0.916	1.208
	LTE Band 66	20M	QPSK	50	0	-	Bottom Face	0mm	Ant 0	DSI 1	132572	1770	17.80	19.00	1.318	0.04	0.903	1.190
	LTE Band 66	20M	QPSK	100	0	-	Bottom Face	0mm	Ant 0	DSI 1	132322	1745	17.84	19.00	1.306	0.05	0.906	1.183
	LTE Band 66	20M	QPSK	1	0	-	Edge 4	0mm	Ant 0	DSI 1	132322	1745	17.89	19.00	1.291	0.09	0.663	0.856
	LTE Band 66	20M	QPSK	1	0	-	Edge 4	0mm	Ant 0	DSI 1	132072	1720	17.81	19.00	1.315	0.03	0.630	0.829
	LTE Band 66	20M	QPSK	1	0	-	Edge 4	0mm	Ant 0	DSI 1	132572	1770	17.82	19.00	1.312	0.09	0.645	0.846
	LTE Band 66	20M	QPSK	50	0	-	Edge 4	0mm	Ant 0	DSI 1	132322	1745	17.86	19.00	1.300	0.01	0.624	0.811
	LTE Band 66	20M	QPSK	50	0	-	Edge 4	0mm	Ant 0	DSI 1	132072	1720	17.80	19.00	1.318	0.03	0.616	0.812
	LTE Band 66	20M	QPSK	50	0	-	Edge 4	0mm	Ant 0	DSI 1	132572	1770	17.80	19.00	1.318	-0.02	0.644	0.849
	LTE Band 66	20M	QPSK	100	0	-	Edge 4	0mm	Ant 0	DSI 1	132322	1745	17.84	19.00	1.306	0.04	0.620	0.810
	LTE Band 66	20M	QPSK	1	0	-	Edge 1	0mm	Ant 0	DSI 1	132322	1745	17.89	19.00	1.291	0.03	0.565	0.730
	LTE Band 66	20M	QPSK	50	0	-	Edge 1	0mm	Ant 0	DSI 1	132322	1745	17.86	19.00	1.300	0.09	0.546	0.710
	LTE Band 66	20M	QPSK	1	0	-	Bottom Face	0mm	Ant 0	DSI 3	132322	1745	15.52	16.40	1.225	0.01	0.486	0.595
	LTE Band 66	20M	QPSK	1	0	-	Bottom Face	15mm	Ant 0	DSI 0	132322	1745	23.68	25.00	1.355	0.06	0.410	0.556
	LTE Band 66	20M	QPSK	1	0	-	Edge 4	17mm	Ant 0	DSI 0	132322	1745	23.68	25.00	1.355	0.03	0.189	0.256
	LTE Band 66	20M	QPSK	1	0	-	Edge 1	2mm	Ant 0	DSI 0	132322	1745	23.68	25.00	1.355	0.01	0.525	0.711
	LTE Band 66	20M	QPSK	1	0	-	Edge 1	2mm	Ant 0	DSI 2	132322	1745	23.15	24.50	1.365	0.02	0.467	0.637
	LTE Band 66	20M	QPSK	1	0	-	Bottom Face	17mm	Ant 0	DSI 2	132322	1745	23.15	24.50	1.365	0.06	0.158	0.216
	LTE Band 66	20M	QPSK	1	0	-	Bottom Face	18mm	Ant 0	DSI 2	132322	1745	23.15	24.50	1.365	0.03	0.149	0.203
	LTE Band 66	20M	QPSK	1	0	-	Edge 4	15mm	Ant 0	DSI 3	132322	1745	15.52	16.40	1.225	0.01	0.057	0.070
	LTE Band 66	20M	QPSK	1	0	-	Edge 1	14mm	Ant 0	DSI 2	132322	1745	23.15	24.50	1.365	0.02	0.088	0.120
	FR1 n66	30M	QPSK	1	1	DFT-SCS-15KHz	Bottom Face	0mm	Ant 0	DSI 1	349000	1745	18.80	19.60	1.202	0.03	1.010	1.214
08	FR1 n66	30M	QPSK	80	40	DFT-SCS-15KHz	Bottom Face	0mm	Ant 0	DSI 1	349000	1745	18.74	19.60	1.219	0.1	1.030	**1.256**
	FR1 n66	30M	QPSK	160	0	DFT-SCS-15KHz	Bottom Face	0mm	Ant 0	DSI 1	349000	1745	18.71	19.60	1.227	0.01	1.000	1.227
	FR1 n66	30M	QPSK	1	1	DFT-SCS-15KHz	Edge 4	0mm	Ant 0	DSI 1	349000	1745	18.80	19.60	1.202	0.02	0.599	0.720
	FR1 n66	30M	QPSK	80	40	DFT-SCS-15KHz	Edge 4	0mm	Ant 0	DSI 1	349000	1745	18.74	19.60	1.219	0.06	0.556	0.678
	FR1 n66	30M	QPSK	1	1	DFT-SCS-15KHz	Edge 1	0mm	Ant 0	DSI 1	349000	1745	18.80	19.60	1.202	0.05	0.352	0.423
	FR1 n66	30M	QPSK	80	40	DFT-SCS-15KHz	Edge 1	0mm	Ant 0	DSI 1	349000	1745	18.74	19.60	1.219	-0.03	0.329	0.401
	FR1 n66	30M	QPSK	80	40	DFT-SCS-15KHz	Bottom Face	0mm	Ant 0	DSI 3	349000	1745	15.63	17.00	1.371	0.02	0.496	0.680
	FR1 n66	30M	QPSK	80	40	DFT-SCS-15KHz	Bottom Face	15mm	Ant 0	DSI 0	349000	1745	23.99	25.00	1.262	0.05	0.437	0.551
	FR1 n66	30M	QPSK	1	1	DFT-SCS-15KHz	Edge 4	17mm	Ant 0	DSI 0	349000	1745	24.13	25.00	1.222	0.04	0.208	0.254
	FR1 n66	30M	QPSK	1	1	DFT-SCS-15KHz	Edge 1	2mm	Ant 0	DSI 0	349000	1745	24.13	25.00	1.222	0.01	0.689	0.842
	FR1 n66	30M	QPSK	80	40	DFT-SCS-15KHz	Edge 1	2mm	Ant 0	DSI 0	349000	1745	23.99	25.00	1.262	0.06	0.666	0.840
	FR1 n66	30M	QPSK	160	0	DFT-SCS-15KHz	Edge 1	2mm	Ant 0	DSI 0	349000	1745	22.92	24.00	1.282	0.09	0.500	0.641
	FR1 n66	30M	QPSK	1	1	DFT-SCS-15KHz	Edge 1	2mm	Ant 0	DSI 2	349000	1745	23.42	24.10	1.169	0.02	0.560	0.655
	FR1 n66	30M	QPSK	1	1	DFT-SCS-15KHz	Bottom Face	17mm	Ant 0	DSI 2	349000	1745	23.42	24.10	1.169	0.001	0.277	0.324
	FR1 n66	30M	QPSK	1	1	DFT-SCS-15KHz	Bottom Face	18mm	Ant 0	DSI 2	349000	1745	23.42	24.10	1.169	0.02	0.307	0.359
	FR1 n66	30M	QPSK	80	40	DFT-SCS-15KHz	Edge 4	15mm	Ant 0	DSI 3	349000	1745	15.63	17.00	1.371	0.01	0.087	0.119
	FR1 n66	30M	QPSK	1	1	DFT-SCS-15KHz	Edge 1	14mm	Ant 0	DSI 2	349000	1745	23.42	24.10	1.169	0.01	0.085	0.099
1900MHz																		
	GSM1900	-	-	-	-	GPRS (3 Tx slots)	Bottom Face	0mm	Ant 0	DSI 1	661	1880	18.60	20.50	1.549	0.05	0.605	0.937
	GSM1900	-	-	-	-	GPRS (3 Tx slots)	Bottom Face	0mm	Ant 0	DSI 1	512	1850.2	18.61	20.50	1.545	-0.09	0.602	0.930
	GSM1900	-	-	-	-	GPRS (3 Tx slots)	Bottom Face	0mm	Ant 0	DSI 1	810	1909.8	18.62	20.50	1.542	0.05	0.591	0.911
	GSM1900	-	-	-	-	GPRS (3 Tx slots)	Edge 4	0mm	Ant 0	DSI 1	661	1880	18.60	20.50	1.549	-0.03	0.782	1.211
	GSM1900	-	-	-	-	GPRS (3 Tx slots)	Edge 4	0mm	Ant 0	DSI 1	512	1850.2	18.61	20.50	1.545	0.05	0.768	1.187
09	GSM1900	-	-	-	-	GPRS (3 Tx slots)	Edge 4	0mm	Ant 0	DSI 1	810	1909.8	18.62	20.50	1.542	0.07	0.812	**1.252**
	GSM1900	-	-	-	-	GPRS (3 Tx slots)	Edge 1	0mm	Ant 0	DSI 1	661	1880	18.60	20.50	1.549	0.03	0.155	0.240
	GSM1900	-	-	-	-	GPRS (3 Tx slots)	Edge 4	0mm	Ant 0	DSI 3	810	1909.8	16.38	17.90	1.419	0.1	0.431	0.612
	GSM1900	-	-	-	-	GPRS (2 Tx slots)	Bottom Face	15mm	Ant 0	DSI 0	661	1880	28.05	28.50	1.109	0.02	0.252	0.280
	GSM1900	-	-	-	-	GPRS (2 Tx slots)	Edge 4	17mm	Ant 0	DSI 0	810	1909.8	27.96	28.50	1.132	0.06	0.134	0.152
	GSM1900	-	-	-	-	GPRS (2 Tx slots)	Edge 1	2mm	Ant 0	DSI 0	661	1880	28.05	28.50	1.109	0.01	0.291	0.323
	GSM1900	-	-	-	-	GPRS (2 Tx slots)	Bottom Face	17mm	Ant 0	DSI 0	661	1880	28.05	28.50	1.109	0.01	0.215	0.238
	GSM1900	-	-	-	-	GPRS (2 Tx slots)	Bottom Face	18mm	Ant 0	DSI 0	661	1880	28.05	28.50	1.109	0.02	0.201	0.223
	GSM1900	-	-	-	-	GPRS (3 Tx slots)	Edge 4	15mm	Ant 0	DSI 3	810	1909.8	16.38	17.90	1.419	0.01	0.062	0.088
	GSM1900	-	-	-	-	GPRS (2 Tx slots)	Edge 1	14mm	Ant 0	DSI 0	661	1880	28.05	28.50	1.109	0.01	0.047	0.052
	WCDMA II	-	-	-	-	RMC 12.2Kbps	Bottom Face	0mm	Ant 0	DSI 1	9400	1880	16.09	16.80	1.178	-0.03	0.776	0.914

	WCDMA II	-	-	-	-	RMC 12.2Kbps	Bottom Face	0mm	Ant 0	DSI 1	9262	1852.4	16.01	16.80	1.199	0.01	0.795	0.954
	WCDMA II	-	-	-	-	RMC 12.2Kbps	Bottom Face	0mm	Ant 0	DSI 1	9538	1907.6	15.93	16.80	1.222	0.05	0.808	0.987
	WCDMA II	-	-	-	-	RMC 12.2Kbps	Edge 4	0mm	Ant 0	DSI 1	9400	1880	16.09	16.80	1.178	-0.09	0.953	1.122
	WCDMA II	-	-	-	-	RMC 12.2Kbps	Edge 4	0mm	Ant 0	DSI 1	9262	1852.4	16.01	16.80	1.199	0.05	0.999	1.198
10	WCDMA II	-	-	-	-	RMC 12.2Kbps	Edge 4	0mm	Ant 0	DSI 1	9538	1907.6	15.93	16.80	1.222	-0.03	1.020	**1.246**
	WCDMA II	-	-	-	-	RMC 12.2Kbps	Edge 1	0mm	Ant 0	DSI 1	9400	1880	16.09	16.80	1.178	0.05	0.202	0.238
	WCDMA II	-	-	-	-	RMC 12.2Kbps	Edge 4	0mm	Ant 0	DSI 3	9538	1907.6	13.68	14.20	1.127	0.06	0.534	0.602
	WCDMA II	-	-	-	-	RMC 12.2Kbps	Bottom Face	15mm	Ant 0	DSI 0	9538	1907.6	23.46	24.00	1.132	0.01	0.432	0.489
	WCDMA II	-	-	-	-	RMC 12.2Kbps	Edge 4	17mm	Ant 0	DSI 0	9538	1907.6	23.46	24.00	1.132	0.05	0.213	0.241
	WCDMA II	-	-	-	-	RMC 12.2Kbps	Edge 1	2mm	Ant 0	DSI 0	9400	1880	23.48	24.00	1.127	0.02	0.373	0.420
	WCDMA II	-	-	-	-	RMC 12.2Kbps	Bottom Face	17mm	Ant 0	DSI 0	9538	1907.6	23.46	24.00	1.132	0.03	0.401	0.454
	WCDMA II	-	-	-	-	RMC 12.2Kbps	Bottom Face	18mm	Ant 0	DSI 0	9538	1907.6	23.46	24.00	1.132	0.01	0.378	0.428
	WCDMA II	-	-	-	-	RMC 12.2Kbps	Edge 4	15mm	Ant 0	DSI 3	9538	1907.6	13.68	14.20	1.127	0.05	0.067	0.076
	WCDMA II	-	-	-	-	RMC 12.2Kbps	Edge 1	14mm	Ant 0	DSI 0	9400	1880	23.48	24.00	1.127	-0.09	0.098	0.110
	FR1 n2	20M	QPSK	1	1	DFT-SCS-15KHz	Bottom Face	0mm	Ant 0	DSI 1	376000	1880	18.29	19.40	1.291	0.03	0.887	1.145
	FR1 n2	20M	QPSK	1	1	DFT-SCS-15KHz	Bottom Face	0mm	Ant 0	DSI 1	372000	1860	18.28	19.40	1.294	0.06	0.850	1.100
	FR1 n2	20M	QPSK	1	1	DFT-SCS-15KHz	Bottom Face	0mm	Ant 0	DSI 1	380000	1900	18.23	19.40	1.309	0.08	0.843	1.104
	FR1 n2	20M	QPSK	50	28	DFT-SCS-15KHz	Bottom Face	0mm	Ant 0	DSI 1	376000	1880	18.23	19.40	1.309	0.01	0.855	1.119
	FR1 n2	20M	QPSK	50	28	DFT-SCS-15KHz	Bottom Face	0mm	Ant 0	DSI 1	372000	1860	18.17	19.40	1.327	0.02	0.840	1.115
	FR1 n2	20M	QPSK	50	28	DFT-SCS-15KHz	Bottom Face	0mm	Ant 0	DSI 1	380000	1900	18.10	19.40	1.349	0.03	0.842	1.136
	FR1 n2	20M	QPSK	100	0	DFT-SCS-15KHz	Bottom Face	0mm	Ant 0	DSI 1	376000	1880	18.21	19.40	1.315	0.02	0.813	1.069
	FR1 n2	20M	QPSK	1	1	DFT-SCS-15KHz	Edge 4	0mm	Ant 0	DSI 1	376000	1880	18.29	19.40	1.291	0.09	0.937	1.210
	FR1 n2	20M	QPSK	1	1	DFT-SCS-15KHz	Edge 4	0mm	Ant 0	DSI 1	372000	1860	18.28	19.40	1.294	0.01	0.910	1.178
	FR1 n2	20M	QPSK	1	1	DFT-SCS-15KHz	Edge 4	0mm	Ant 0	DSI 1	380000	1900	18.23	19.40	1.309	-0.02	0.922	1.207
11	FR1 n2	20M	QPSK	50	28	DFT-SCS-15KHz	Edge 4	0mm	Ant 0	DSI 1	376000	1880	18.23	19.40	1.309	-0.03	0.956	**1.252**
	FR1 n2	20M	QPSK	50	28	DFT-SCS-15KHz	Edge 4	0mm	Ant 0	DSI 1	372000	1860	18.17	19.40	1.327	0.03	0.940	1.248
	FR1 n2	20M	QPSK	50	28	DFT-SCS-15KHz	Edge 4	0mm	Ant 0	DSI 1	380000	1900	18.10	19.40	1.349	0.05	0.916	1.236
	FR1 n2	20M	QPSK	100	0	DFT-SCS-15KHz	Edge 4	0mm	Ant 0	DSI 1	376000	1880	18.21	19.40	1.315	0.01	0.948	1.247
	FR1 n2	20M	QPSK	1	1	DFT-SCS-15KHz	Edge 1	0mm	Ant 0	DSI 1	376000	1880	18.29	19.40	1.291	0.02	0.212	0.274
	FR1 n2	20M	QPSK	50	28	DFT-SCS-15KHz	Edge 1	0mm	Ant 0	DSI 1	376000	1880	18.23	19.40	1.309	-0.03	0.269	0.352
	FR1 n2	20M	QPSK	50	28	DFT-SCS-15KHz	Edge 4	0mm	Ant 0	DSI 3	376000	1880	15.30	16.80	1.413	0.01	0.487	0.688
	FR1 n2	20M	QPSK	1	1	DFT-SCS-15KHz	Bottom Face	15mm	Ant 0	DSI 0	376000	1880	24.16	25.00	1.213	0.03	0.463	0.562
	FR1 n2	20M	QPSK	1	1	DFT-SCS-15KHz	Edge 4	17mm	Ant 0	DSI 0	376000	1880	24.16	25.00	1.213	0.01	0.186	0.226
	FR1 n2	20M	QPSK	50	28	DFT-SCS-15KHz	Edge 4	17mm	Ant 0	DSI 0	376000	1880	24.17	25.00	1.211	0.02	0.200	0.242
	FR1 n2	20M	QPSK	1	1	DFT-SCS-15KHz	Edge 1	2mm	Ant 0	DSI 0	376000	1880	24.16	25.00	1.213	0.06	0.760	0.922
	FR1 n2	20M	QPSK	1	1	DFT-SCS-15KHz	Edge 1	2mm	Ant 0	DSI 0	372000	1860	24.16	25.00	1.213	0.03	0.742	0.900
	FR1 n2	20M	QPSK	1	1	DFT-SCS-15KHz	Edge 1	2mm	Ant 0	DSI 0	380000	1900	24.11	25.00	1.227	0.04	0.730	0.896
	FR1 n2	20M	QPSK	50	28	DFT-SCS-15KHz	Edge 1	2mm	Ant 0	DSI 0	376000	1880	24.17	25.00	1.211	0.05	0.777	0.941
	FR1 n2	20M	QPSK	50	28	DFT-SCS-15KHz	Edge 1	2mm	Ant 0	DSI 0	372000	1860	24.11	25.00	1.227	-0.03	0.750	0.921
	FR1 n2	20M	QPSK	50	28	DFT-SCS-15KHz	Edge 1	2mm	Ant 0	DSI 0	380000	1900	24.00	25.00	1.259	0.04	0.729	0.918
	FR1 n2	20M	QPSK	100	0	DFT-SCS-15KHz	Edge 1	2mm	Ant 0	DSI 0	376000	1880	23.16	24.00	1.213	0.02	0.620	0.752
	FR1 n2	20M	QPSK	50	28	DFT-SCS-15KHz	Edge 1	2mm	Ant 0	DSI 2	376000	1880	22.17	23.60	1.390	0.03	0.477	0.663
	FR1 n2	20M	QPSK	50	28	DFT-SCS-15KHz	Bottom Face	17mm	Ant 0	DSI 2	376000	1880	22.17	23.60	1.390	0.01	0.411	0.571
	FR1 n2	20M	QPSK	50	28	DFT-SCS-15KHz	Bottom Face	18mm	Ant 0	DSI 2	376000	1880	22.17	23.60	1.390	0.02	0.308	0.428
	FR1 n2	20M	QPSK	50	28	DFT-SCS-15KHz	Edge 4	15mm	Ant 0	DSI 3	376000	1880	15.30	16.80	1.413	0.03	0.080	0.113
	FR1 n2	20M	QPSK	50	28	DFT-SCS-15KHz	Edge 1	14mm	Ant 0	DSI 2	376000	1880	22.17	23.60	1.390	0.01	0.101	0.140
	LTE Band 2	20M	QPSK	1	0	-	Bottom Face	0mm	Ant 0	DSI 1	18900	1880	16.48	17.60	1.294	0.03	0.740	0.958
	LTE Band 2	20M	QPSK	1	0	-	Bottom Face	0mm	Ant 0	DSI 1	18700	1860	16.25	17.60	1.365	0.09	0.723	0.987
	LTE Band 2	20M	QPSK	1	0	-	Bottom Face	0mm	Ant 0	DSI 1	19100	1900	16.46	17.60	1.300	-0.03	0.727	0.945
	LTE Band 2	20M	QPSK	50	0	-	Bottom Face	0mm	Ant 0	DSI 1	18900	1880	16.42	17.60	1.312	0.01	0.696	0.913
	LTE Band 2	20M	QPSK	50	0	-	Bottom Face	0mm	Ant 0	DSI 1	18700	1860	16.37	17.60	1.327	0.02	0.700	0.929
	LTE Band 2	20M	QPSK	50	0	-	Bottom Face	0mm	Ant 0	DSI 1	19100	1900	16.36	17.60	1.330	0.02	0.691	0.919
	LTE Band 2	20M	QPSK	100	0	-	Bottom Face	0mm	Ant 0	DSI 1	18900	1880	16.40	17.60	1.318	0.06	0.693	0.914
	LTE Band 2	20M	QPSK	1	0	-	Edge 4	0mm	Ant 0	DSI 1	18900	1880	16.48	17.60	1.294	0.01	0.938	1.214
	LTE Band 2	20M	QPSK	1	0	-	Edge 4	0mm	Ant 0	DSI 1	18700	1860	16.25	17.60	1.365	0.05	0.901	1.229
	LTE Band 2	20M	QPSK	1	0	-	Edge 4	0mm	Ant 0	DSI 1	19100	1900	16.46	17.60	1.300	-0.09	0.950	1.235

	LTE Band 2	20M	QPSK	50	0	-	Edge 4	0mm	Ant 0	DSI 1	18900	1880	16.42	17.60	1.312	0.05	0.920	1.207
	LTE Band 2	20M	QPSK	50	0	-	Edge 4	0mm	Ant 0	DSI 1	18700	1860	16.37	17.60	1.327	-0.03	0.862	1.144
	LTE Band 2	20M	QPSK	50	0	-	Edge 4	0mm	Ant 0	DSI 1	19100	1900	16.36	17.60	1.330	0.04	0.876	1.165
	LTE Band 2	20M	QPSK	100	0	-	Edge 4	0mm	Ant 0	DSI 1	18900	1880	16.40	17.60	1.318	0.05	0.916	1.208
	LTE Band 2	20M	QPSK	1	0	-	Edge 1	0mm	Ant 0	DSI 1	18900	1880	16.48	17.60	1.294	0.09	0.203	0.263
	LTE Band 2	20M	QPSK	50	0	-	Edge 1	0mm	Ant 0	DSI 1	18900	1880	16.42	17.60	1.312	0.04	0.170	0.223
	LTE Band 2	20M	QPSK	1	0	-	Edge 4	0mm	Ant 0	DSI 3	19100	1900	13.86	15.00	1.300	0.02	0.509	0.662
	LTE Band 2	20M	QPSK	1	0	-	Bottom Face	15mm	Ant 0	DSI 0	18700	1860	23.75	25.00	1.334	-0.03	0.420	0.560
	LTE Band 2	20M	QPSK	1	0	-	Edge 4	17mm	Ant 0	DSI 0	19100	1900	23.69	25.00	1.352	0.06	0.226	0.306
	LTE Band 2	20M	QPSK	1	0	-	Edge 1	2mm	Ant 0	DSI 0	18700	1860	23.75	25.00	1.334	0.04	0.572	0.763
	LTE Band 2	20M	QPSK	1	0	-	Edge 1	2mm	Ant 0	DSI 2	18700	1860	23.36	24.50	1.300	0.04	0.501	0.651
	LTE Band 2	20M	QPSK	1	0	-	Bottom Face	17mm	Ant 0	DSI 2	18700	1860	23.36	24.50	1.300	0.01	0.356	0.463
	LTE Band 2	20M	QPSK	1	0	-	Bottom Face	18mm	Ant 0	DSI 2	18700	1860	23.36	24.50	1.300	0.02	0.337	0.438
	LTE Band 2	20M	QPSK	1	0	-	Edge 4	15mm	Ant 0	DSI 3	19100	1900	13.86	15.00	1.300	0.01	0.068	0.088
	LTE Band 2	20M	QPSK	1	0	-	Edge 1	14mm	Ant 0	DSI 2	18700	1860	23.36	24.50	1.300	0.03	0.090	0.117
12	LTE Band 2	20M	QPSK	1	0	-	Bottom Face	0mm	Ant 2	DSI 1	18900	1880	16.42	17.30	1.225	0.03	1.010	**1.237**
	LTE Band 2	20M	QPSK	1	0	-	Bottom Face	0mm	Ant 2	DSI 1	18700	1860	16.31	17.30	1.256	0.06	0.955	1.200
	LTE Band 2	20M	QPSK	1	0	-	Bottom Face	0mm	Ant 2	DSI 1	19100	1900	16.27	17.30	1.268	0.01	0.969	1.228
	LTE Band 2	20M	QPSK	50	0	-	Bottom Face	0mm	Ant 2	DSI 1	18900	1880	16.39	17.30	1.233	0.05	0.953	1.175
	LTE Band 2	20M	QPSK	50	0	-	Bottom Face	0mm	Ant 2	DSI 1	18700	1860	16.27	17.30	1.268	-0.03	0.940	1.192
	LTE Band 2	20M	QPSK	50	0	-	Bottom Face	0mm	Ant 2	DSI 1	19100	1900	16.33	17.30	1.250	0.04	0.966	1.208
	LTE Band 2	20M	QPSK	100	0	-	Bottom Face	0mm	Ant 2	DSI 1	18900	1880	16.36	17.30	1.242	0.05	0.911	1.131
	LTE Band 2	20M	QPSK	1	0	-	Edge 4	0mm	Ant 2	DSI 1	18900	1880	16.42	17.30	1.225	0.09	0.948	1.161
	LTE Band 2	20M	QPSK	1	0	-	Edge 4	0mm	Ant 2	DSI 1	18700	1860	16.31	17.30	1.256	0.03	0.917	1.152
	LTE Band 2	20M	QPSK	1	0	-	Edge 4	0mm	Ant 2	DSI 1	19100	1900	16.27	17.30	1.268	0.09	0.921	1.168
	LTE Band 2	20M	QPSK	50	0	-	Edge 4	0mm	Ant 2	DSI 1	18900	1880	16.39	17.30	1.233	0.04	0.905	1.116
	LTE Band 2	20M	QPSK	50	0	-	Edge 4	0mm	Ant 2	DSI 1	18700	1860	16.27	17.30	1.268	0.05	0.894	1.133
	LTE Band 2	20M	QPSK	50	0	-	Edge 4	0mm	Ant 2	DSI 1	19100	1900	16.33	17.30	1.250	-0.03	0.910	1.138
	LTE Band 2	20M	QPSK	100	0	-	Edge 4	0mm	Ant 2	DSI 1	18900	1880	16.36	17.30	1.242	0.01	0.922	1.145
	LTE Band 2	20M	QPSK	1	0	-	Bottom Face	14mm	Ant 2	DSI 0	18900	1880	23.66	25.00	1.361	0.04	0.547	0.745
	LTE Band 2	20M	QPSK	1	0	-	Edge 4	19mm	Ant 2	DSI 0	19100	1900	23.61	25.00	1.377	0.06	0.279	0.384
	LTE Band 2	20M	QPSK	1	0	-	Bottom Face	17mm	Ant 2	DSI 0	18900	1880	23.66	25.00	1.361	0.01	0.441	0.600
	LTE Band 2	20M	QPSK	1	0	-	Edge 4	15mm	Ant 2	DSI 1	19100	1900	16.27	17.30	1.268	0.02	0.201	0.255
	LTE Band 2	20M	QPSK	1	0	-	Bottom Face	18mm	Ant 2	DSI 0	18900	1880	23.66	25.00	1.361	0.01	0.318	0.433

Plot No.	Band	BW (MHz)	Modulation	RB Size	RB offset	Mode	Test Position	Gap (mm)	Antenna	Power State	Ch.	Freq. (MHz)	Average Power (dBm)	Tune-Up Limit (dBm)	Tune-up Scaling Factor	Duty Cycle %	Duty Cycle Scaling Factor	Power Drift (dB)	Measured 1g SAR (W/kg)	Reported 1g SAR (W/kg)
2600MHz																				
	FR1 n7	50M	QPSK	1	1	DFT-SCS-15KHz	Bottom Face	0mm	Ant 0	DSI 1	507000	2535	14.62	15.50	1.225	-	-	0.05	0.780	0.955
	FR1 n7	50M	QPSK	135	68	DFT-SCS-15KHz	Bottom Face	0mm	Ant 0	DSI 1	507000	2535	14.58	15.50	1.236	-	-	-0.03	0.772	0.954
	FR1 n7	50M	QPSK	270	0	DFT-SCS-15KHz	Bottom Face	0mm	Ant 0	DSI 1	507000	2535	14.51	15.50	1.256	-	-	0.04	0.756	0.950
	FR1 n7	50M	QPSK	1	1	DFT-SCS-15KHz	Edge 4	0mm	Ant 0	DSI 1	507000	2535	14.62	15.50	1.225	-	-	0.05	0.980	1.200
13	FR1 n7	50M	QPSK	135	68	DFT-SCS-15KHz	Edge 4	0mm	Ant 0	DSI 1	507000	2535	14.58	15.50	1.236	-	-	0.03	1.010	**1.248**
	FR1 n7	50M	QPSK	270	0	DFT-SCS-15KHz	Edge 4	0mm	Ant 0	DSI 1	507000	2535	14.51	15.50	1.256	-	-	0.01	0.972	1.221
	FR1 n7	50M	QPSK	1	1	DFT-SCS-15KHz	Edge 1	0mm	Ant 0	DSI 1	507000	2535	14.62	15.50	1.225	-	-	0.02	0.107	0.131
	FR1 n7	50M	QPSK	135	68	DFT-SCS-15KHz	Edge 1	0mm	Ant 0	DSI 1	507000	2535	14.58	15.50	1.236	-	-	-0.03	0.099	0.122
	FR1 n7	50M	QPSK	135	68	DFT-SCS-15KHz	Edge 4	0mm	Ant 0	DSI 3	507000	2535	11.53	12.90	1.371	-	-	0.01	0.501	0.687
	FR1 n7	50M	QPSK	1	1	DFT-SCS-15KHz	Bottom Face	15mm	Ant 0	DSI 0	507000	2535	23.54	24.00	1.112	-	-	0.06	0.396	0.440
	FR1 n7	50M	QPSK	1	1	DFT-SCS-15KHz	Edge 4	17mm	Ant 0	DSI 0	507000	2535	23.54	24.00	1.112	-	-	0.05	0.266	0.296
	FR1 n7	50M	QPSK	135	68	DFT-SCS-15KHz	Edge 4	17mm	Ant 0	DSI 0	507000	2535	23.29	24.00	1.178	-	-	0.01	0.287	0.338
	FR1 n7	50M	QPSK	1	1	DFT-SCS-15KHz	Edge 1	2mm	Ant 0	DSI 0	507000	2535	23.54	24.00	1.112	-	-	0.02	0.336	0.374
	FR1 n7	50M	QPSK	1	1	DFT-SCS-15KHz	Bottom Face	17mm	Ant 0	DSI 0	507000	2535	23.54	24.00	1.112	-	-	0.01	0.278	0.309
	FR1 n7	50M	QPSK	1	1	DFT-SCS-15KHz	Bottom Face	18mm	Ant 0	DSI 0	507000	2535	23.54	24.00	1.112	-	-	0.02	0.306	0.340
	FR1 n7	50M	QPSK	135	68	DFT-SCS-15KHz	Edge 4	15mm	Ant 0	DSI 3	507000	2535	11.53	12.90	1.371	-	-	0.01	0.108	0.148
	FR1 n7	50M	QPSK	1	1	DFT-SCS-15KHz	Edge 1	14mm	Ant 0	DSI 0	507000	2535	23.54	24.00	1.112	-	-	0.01	0.097	0.108
	FR1 n7	50M	QPSK	1	1	DFT-SCS-15KHz	Bottom Face	0mm	Ant 2	DSI 1	507000	2535	14.31	15.50	1.315	-	-	0.04	0.945	1.243

	FR1 n7	50M	QPSK	135	68	DFT-SCS-15KHz	Bottom Face	0mm	Ant 2	DSI 1	507000	2535	14.27	15.50	1.327	-	-	0.05	0.914	1.213
	FR1 n7	50M	QPSK	270	0	DFT-SCS-15KHz	Bottom Face	0mm	Ant 2	DSI 1	507000	2535	14.22	15.50	1.343	-	-	-0.03	0.908	1.219
	FR1 n7	50M	QPSK	1	1	DFT-SCS-15KHz	Edge 4	0mm	Ant 2	DSI 1	507000	2535	14.31	15.50	1.315	-	-	0.04	0.258	0.339
	FR1 n7	50M	QPSK	135	68	DFT-SCS-15KHz	Edge 4	0mm	Ant 2	DSI 1	507000	2535	14.27	15.50	1.327	-	-	0.05	0.245	0.325
	FR1 n7	50M	QPSK	1	1	DFT-SCS-15KHz	Bottom Face	14mm	Ant 2	DSI 0	507000	2535	22.82	23.50	1.169	-	-	0.01	0.980	1.146
	FR1 n7	50M	QPSK	1	1	DFT-SCS-15KHz	Edge 4	19mm	Ant 2	DSI 0	507000	2535	22.82	23.50	1.169	-	-	0.02	0.353	0.413
	FR1 n7	50M	QPSK	1	1	DFT-SCS-15KHz	Bottom Face	17mm	Ant 2	DSI 0	507000	2535	22.82	23.50	1.169	-	-	0.05	0.603	0.705
	FR1 n7	50M	QPSK	1	1	DFT-SCS-15KHz	Bottom Face	18mm	Ant 2	DSI 0	507000	2535	22.82	23.50	1.169	-	-	0.02	0.403	0.471
	FR1 n7	50M	QPSK	1	1	DFT-SCS-15KHz	Edge 4	15mm	Ant 2	DSI 1	507000	2535	14.31	15.50	1.315	-	-	-0.06	0.097	0.128
	LTE Band 38	20M	QPSK	1	0	-	Bottom Face	0mm	Ant 0	DSI 1	38000	2595	16.93	18.10	1.309	62.9	1.006	0.04	0.542	0.714
	LTE Band 38	20M	QPSK	50	0	-	Bottom Face	0mm	Ant 0	DSI 1	38000	2595	16.88	18.10	1.324	62.9	1.006	0.05	0.520	0.693
	LTE Band 38	20M	QPSK	1	0	-	Edge 4	0mm	Ant 0	DSI 1	38000	2595	16.93	18.10	1.309	62.9	1.006	-0.1	0.872	1.148
	LTE Band 38	20M	QPSK	1	0	-	Edge 4	0mm	Ant 0	DSI 1	37850	2580	16.90	18.10	1.318	62.9	1.006	0.05	0.855	1.134
14	LTE Band 38	20M	QPSK	1	0	-	Edge 4	0mm	Ant 0	DSI 1	38150	2610	16.76	18.10	1.361	62.9	1.006	-0.02	0.916	**1.255**
	LTE Band 38	20M	QPSK	50	0	-	Edge 4	0mm	Ant 0	DSI 1	38000	2595	16.88	18.10	1.324	62.9	1.006	0.04	0.892	1.188
	LTE Band 38	20M	QPSK	50	0	-	Edge 4	0mm	Ant 0	DSI 1	37850	2580	16.80	18.10	1.349	62.9	1.006	-0.12	0.842	1.143
	LTE Band 38	20M	QPSK	50	0	-	Edge 4	0mm	Ant 0	DSI 1	38150	2610	16.85	18.10	1.334	62.9	1.006	0.04	0.869	1.166
	LTE Band 38	20M	QPSK	100	0	-	Edge 4	0mm	Ant 0	DSI 1	38000	2595	16.87	18.10	1.327	62.9	1.006	0.05	0.900	1.202
	LTE Band 38	20M	QPSK	1	0	-	Edge 1	0mm	Ant 0	DSI 1	38000	2595	16.93	18.10	1.309	62.9	1.006	0.02	0.194	0.256
	LTE Band 38	20M	QPSK	50	0	-	Edge 1	0mm	Ant 0	DSI 1	38000	2595	16.88	18.10	1.324	62.9	1.006	-0.06	0.178	0.237
	LTE Band 38	20M	QPSK	1	0	-	Edge 4	0mm	Ant 0	DSI 3	38150	2610	13.81	15.50	1.476	62.9	1.006	0.04	0.457	0.678
	LTE Band 38	20M	QPSK	1	0	-	Bottom Face	15mm	Ant 0	DSI 0	38000	2595	23.17	24.00	1.211	62.9	1.006	0.05	0.261	0.318
	LTE Band 38	20M	QPSK	1	0	-	Edge 4	17mm	Ant 0	DSI 0	38150	2610	22.92	24.00	1.282	62.9	1.006	-0.03	0.078	0.101
	LTE Band 38	20M	QPSK	1	0	-	Edge 1	2mm	Ant 0	DSI 0	38000	2595	23.17	24.00	1.211	62.9	1.006	-0.06	0.543	0.661
	LTE Band 38	20M	QPSK	1	0	-	Bottom Face	17mm	Ant 0	DSI 0	38000	2595	23.17	24.00	1.211	62.9	1.006	0.01	0.245	0.298
	LTE Band 38	20M	QPSK	1	0	-	Bottom Face	18mm	Ant 0	DSI 0	38000	2595	23.17	24.00	1.211	62.9	1.006	0.02	0.201	0.245
	LTE Band 38	20M	QPSK	1	0	-	Edge 4	15mm	Ant 0	DSI 3	38150	2610	13.81	15.50	1.476	62.9	1.006	0.01	0.145	0.215
	LTE Band 38	20M	QPSK	1	0	-	Edge 1	14mm	Ant 0	DSI 0	38000	2595	23.17	24.00	1.211	62.9	1.006	0.01	0.099	0.121
	FR1 n38	40M	QPSK	1	1	DFT-SCS-30KHz	Bottom Face	0mm	Ant 0	DSI 1	519000	2595	14.57	15.30	1.183	-	-	0.02	0.737	0.872
	FR1 n38	40M	QPSK	50	28	DFT-SCS-30KHz	Bottom Face	0mm	Ant 0	DSI 1	519000	2595	14.44	15.30	1.219	-	-	-0.03	0.713	0.869
	FR1 n38	40M	QPSK	100	0	DFT-SCS-30KHz	Bottom Face	0mm	Ant 0	DSI 1	519000	2595	14.41	15.30	1.227	-	-	0.04	0.707	0.868
15	FR1 n38	40M	QPSK	1	1	DFT-SCS-30KHz	Edge 4	0mm	Ant 0	DSI 1	519000	2595	14.57	15.30	1.183	-	-	-0.12	1.040	**1.230**
	FR1 n38	40M	QPSK	50	28	DFT-SCS-30KHz	Edge 4	0mm	Ant 0	DSI 1	519000	2595	14.44	15.30	1.219	-	-	0.04	1.000	1.219
	FR1 n38	40M	QPSK	100	0	DFT-SCS-30KHz	Edge 4	0mm	Ant 0	DSI 1	519000	2595	14.41	15.30	1.227	-	-	0.05	0.956	1.173
	FR1 n38	40M	QPSK	1	1	DFT-SCS-30KHz	Edge 1	0mm	Ant 0	DSI 1	519000	2595	14.57	15.30	1.183	-	-	-0.03	0.132	0.156
	FR1 n38	40M	QPSK	50	28	DFT-SCS-30KHz	Edge 1	0mm	Ant 0	DSI 1	519000	2595	14.44	15.30	1.219	-	-	0.04	0.123	0.150
	FR1 n38	40M	QPSK	1	1	DFT-SCS-30KHz	Edge 4	0mm	Ant 0	DSI 3	519000	2595	11.74	12.70	1.247	-	-	0.01	0.541	0.675
	FR1 n38	40M	QPSK	1	1	DFT-SCS-30KHz	Bottom Face	15mm	Ant 0	DSI 0	519000	2595	23.85	24.00	1.035	-	-	-0.1	0.655	0.678
	FR1 n38	40M	QPSK	1	1	DFT-SCS-30KHz	Edge 4	17mm	Ant 0	DSI 0	519000	2595	23.85	24.00	1.035	-	-	0.01	0.714	0.739
	FR1 n38	40M	QPSK	1	1	DFT-SCS-30KHz	Edge 1	2mm	Ant 0	DSI 0	519000	2595	23.85	24.00	1.035	-	-	0.01	0.904	0.936
	FR1 n38	40M	QPSK	50	28	DFT-SCS-30KHz	Edge 1	2mm	Ant 0	DSI 0	519000	2595	23.82	24.00	1.042	-	-	0.06	0.897	0.935
	FR1 n38	40M	QPSK	100	0	DFT-SCS-30KHz	Edge 1	2mm	Ant 0	DSI 0	519000	2595	22.73	23.00	1.064	-	-	0.01	0.710	0.756
	FR1 n38	40M	QPSK	1	1	DFT-SCS-30KHz	Edge 1	2mm	Ant 0	DSI 2	519000	2595	21.62	22.60	1.253	-	-	0.06	0.510	0.639
	FR1 n38	40M	QPSK	1	1	DFT-SCS-30KHz	Bottom Face	17mm	Ant 0	DSI 2	519000	2595	21.62	22.60	1.253	-	-	0.01	0.281	0.352
	FR1 n38	40M	QPSK	1	1	DFT-SCS-30KHz	Bottom Face	18mm	Ant 0	DSI 2	519000	2595	21.62	22.60	1.253	-	-	0.02	0.263	0.330
	FR1 n38	40M	QPSK	1	1	DFT-SCS-30KHz	Edge 4	15mm	Ant 0	DSI 3	519000	2595	11.74	12.70	1.247	-	-	0.01	0.102	0.127
	FR1 n38	40M	QPSK	1	1	DFT-SCS-30KHz	Edge 1	14mm	Ant 0	DSI 2	519000	2595	21.62	22.60	1.253	-	-	0.01	0.066	0.083
	LTE Band 7	20M	QPSK	1	0	-	Bottom Face	0mm	Ant 0	DSI 1	21100	2535	15.81	16.70	1.227	-	-	0.04	0.527	0.647
	LTE Band 7	20M	QPSK	50	0	-	Bottom Face	0mm	Ant 0	DSI 1	21100	2535	15.70	16.70	1.259	-	-	0.01	0.502	0.632
	LTE Band 7	20M	QPSK	1	0	-	Edge 4	0mm	Ant 0	DSI 1	21100	2535	15.81	16.70	1.227	-	-	0.09	0.940	1.154
	LTE Band 7	20M	QPSK	1	0	-	Edge 4	0mm	Ant 0	DSI 1	20850	2510	15.72	16.70	1.253	-	-	0.01	0.982	1.231
	LTE Band 7	20M	QPSK	1	0	-	Edge 4	0mm	Ant 0	DSI 1	21350	2560	15.78	16.70	1.236	-	-	-0.07	1.000	1.236
	LTE Band 7	20M	QPSK	50	0	-	Edge 4	0mm	Ant 0	DSI 1	21100	2535	15.70	16.70	1.259	-	-	0.05	0.910	1.146
	LTE Band 7	20M	QPSK	50	0	-	Edge 4	0mm	Ant 0	DSI 1	20850	2510	15.60	16.70	1.288	-	-	0.09	0.933	1.202
	LTE Band 7	20M	QPSK	50	0	-	Edge 4	0mm	Ant 0	DSI 1	21350	2560	15.63	16.70	1.279	-	-	0.03	0.927	1.186
	LTE Band 7	20M	QPSK	100	0	-	Edge 4	0mm	Ant 0	DSI 1	21100	2535	15.64	16.70	1.276	-	-	0.09	0.911	1.163

	LTE Band 7	20M	QPSK	1	0	-	Edge 1	0mm	Ant 0	DSI 1	21100	2535	15.81	16.70	1.227	-	-	0.04	0.151	0.185
	LTE Band 7	20M	QPSK	50	0	-	Edge 1	0mm	Ant 0	DSI 1	21100	2535	15.70	16.70	1.259	-	-	0.01	0.122	0.154
	LTE Band 7	20M	QPSK	1	0	-	Edge 4	0mm	Ant 0	DSI 3	21350	2560	12.87	14.10	1.327	-	-	0.02	0.516	0.685
	LTE Band 7C	20M	QPSK	1	0		Edge 4	0mm	Ant 0	DSI 1	Sensor on	21350+ 21152	2560+ 2540.2	15.74	16.70			0.06	0.986	1.230
	LTE Band 7	20M	QPSK	1	0	-	Bottom Face	15mm	Ant 0	DSI 0	21100	2535	22.90	24.00	1.288	-	-	0.01	0.493	0.635
	LTE Band 7	20M	QPSK	1	0	-	Edge 4	17mm	Ant 0	DSI 0	21350	2560	22.75	24.00	1.334	-	-	0.02	0.285	0.380
	LTE Band 7	20M	QPSK	1	0	-	Edge 1	2mm	Ant 0	DSI 0	21100	2535	22.90	24.00	1.288	-	-	0.02	0.637	0.821
	LTE Band 7	20M	QPSK	1	0	-	Edge 1	2mm	Ant 0	DSI 0	20850	2510	22.74	24.00	1.337	-	-	0.06	0.613	0.819
	LTE Band 7	20M	QPSK	1	0	-	Edge 1	2mm	Ant 0	DSI 0	21350	2560	22.75	24.00	1.334	-	-	0.02	0.610	0.813
	LTE Band 7	20M	QPSK	50	0	-	Edge 1	2mm	Ant 0	DSI 0	21100	2535	22.08	23.00	1.236	-	-	0.01	0.500	0.618
	LTE Band 7	20M	QPSK	100	0	-	Edge 1	2mm	Ant 0	DSI 0	21100	2535	22.00	23.00	1.259	-	-	-0.03	0.512	0.645
	LTE Band 7	20M	QPSK	1	0	-	Edge 1	2mm	Ant 0	DSI 2	21100	2535	22.18	23.10	1.236	-	-	0.02	0.510	0.630
	LTE Band 7	20M	QPSK	1	0	-	Bottom Face	17mm	Ant 0	DSI 2	21100	2535	22.18	23.10	1.236	-	-	0.01	0.388	0.480
	LTE Band 7	20M	QPSK	1	0	-	Bottom Face	18mm	Ant 0	DSI 2	21100	2535	22.18	23.10	1.236	-	-	0.02	0.330	0.408
	LTE Band 7	20M	QPSK	1	0	-	Edge 4	15mm	Ant 0	DSI 3	21350	2560	12.87	14.10	1.327	-	-	0.01	0.058	0.077
	LTE Band 7	20M	QPSK	1	0	-	Edge 1	14mm	Ant 0	DSI 2	21100	2535	22.18	23.10	1.236	-	-	0.1	0.082	0.101
	LTE Band 7	20M	QPSK	1	0	-	Bottom Face	0mm	Ant 2	DSI 1	21100	2535	14.28	15.20	1.236	-	-	0.03	0.913	1.128
16	LTE Band 7	20M	QPSK	1	0	-	Bottom Face	0mm	Ant 2	DSI 1	20850	2510	14.18	15.20	1.265	-	-	0.08	0.984	**1.245**
	LTE Band 7	20M	QPSK	1	0	-	Bottom Face	0mm	Ant 2	DSI 1	21350	2560	14.25	15.20	1.245	-	-	0.03	0.975	1.213
	LTE Band 7	20M	QPSK	50	0	-	Bottom Face	0mm	Ant 2	DSI 1	21100	2535	14.27	15.20	1.239	-	-	0.09	0.951	1.178
	LTE Band 7	20M	QPSK	50	0	-	Bottom Face	0mm	Ant 2	DSI 1	20850	2510	14.15	15.20	1.274	-	-	0.04	0.921	1.173
	LTE Band 7	20M	QPSK	50	0	-	Bottom Face	0mm	Ant 2	DSI 1	21350	2560	14.14	15.20	1.276	-	-	0.05	0.936	1.195
	LTE Band 7	20M	QPSK	100	0	-	Bottom Face	0mm	Ant 2	DSI 1	21100	2535	14.24	15.20	1.247	-	-	-0.03	0.918	1.145
	LTE Band 7	20M	QPSK	1	0	-	Edge 4	0mm	Ant 2	DSI 1	21100	2535	14.28	15.20	1.236	-	-	0.01	0.275	0.340
	LTE Band 7	20M	QPSK	50	0	-	Edge 4	0mm	Ant 2	DSI 1	21100	2535	14.27	15.20	1.239	-	-	0.04	0.182	0.225
	LTE Band 7	20M	QPSK	1	0	-	Bottom Face	14mm	Ant 2	DSI 0	20850	2510	22.54	23.30	1.191	-	-	0.02	0.976	1.163
	LTE Band 7	20M	QPSK	1	0	-	Edge 4	19mm	Ant 2	DSI 0	21100	2535	22.56	23.30	1.186	-	-	0.01	0.357	0.423
	LTE Band 7	20M	QPSK	1	0	-	Bottom Face	17mm	Ant 2	DSI 0	20850	2510	22.54	23.30	1.191	-	-	0.01	0.598	0.712
	LTE Band 7	20M	QPSK	1	0	-	Bottom Face	18mm	Ant 2	DSI 0	20850	2510	22.54	23.30	1.191	-	-	0.02	0.402	0.479
	LTE Band 7	20M	QPSK	1	0	-	Edge 4	15mm	Ant 2	DSI 1	21100	2535	14.27	15.20	1.239	-	-	0.01	0.048	0.059
	LTE Band 41	20M	QPSK	1	0	-	Bottom Face	0mm	Ant 2	DSI 1	40620	2593	17.48	18.00	1.127	62.9	1.006	0.01	0.986	1.118
17	LTE Band 41	20M	QPSK	1	0	-	Bottom Face	0mm	Ant 2	DSI 1	39750	2506	17.17	18.00	1.211	62.9	1.006	0.07	1.030	**1.254**
	LTE Band 41	20M	QPSK	1	0	-	Bottom Face	0mm	Ant 2	DSI 1	40185	2549.5	17.30	18.00	1.175	62.9	1.006	0.04	0.939	1.110
	LTE Band 41	20M	QPSK	1	0	-	Bottom Face	0mm	Ant 2	DSI 1	41055	2636.5	17.39	18.00	1.151	62.9	1.006	-0.12	0.984	1.139
	LTE Band 41	20M	QPSK	1	0	-	Bottom Face	0mm	Ant 2	DSI 1	41490	2680	17.11	18.00	1.227	62.9	1.006	0.04	0.980	1.210
	LTE Band 41	20M	QPSK	50	0	-	Bottom Face	0mm	Ant 2	DSI 1	40620	2593	17.45	18.00	1.135	62.9	1.006	0.05	0.979	1.118
	LTE Band 41	20M	QPSK	50	0	-	Bottom Face	0mm	Ant 2	DSI 1	39750	2506	17.11	18.00	1.227	62.9	1.006	0.02	0.955	1.179
	LTE Band 41	20M	QPSK	50	0	-	Bottom Face	0mm	Ant 2	DSI 1	40185	2549.5	17.22	18.00	1.197	62.9	1.006	-0.06	0.974	1.173
	LTE Band 41	20M	QPSK	50	0	-	Bottom Face	0mm	Ant 2	DSI 1	41055	2636.5	17.39	18.00	1.151	62.9	1.006	0.04	0.942	1.091
	LTE Band 41	20M	QPSK	50	0	-	Bottom Face	0mm	Ant 2	DSI 1	41490	2680	17.21	18.00	1.199	62.9	1.006	0.05	0.969	1.169
	LTE Band 41	20M	QPSK	100	0	-	Bottom Face	0mm	Ant 2	DSI 1	40620	2593	17.42	18.00	1.143	62.9	1.006	-0.03	0.983	1.130
	LTE Band 41	20M	QPSK	1	0	-	Edge 4	0mm	Ant 2	DSI 1	40620	2593	17.48	18.00	1.127	62.9	1.006	-0.06	0.281	0.319
	LTE Band 41	20M	QPSK	50	0	-	Edge 4	0mm	Ant 2	DSI 1	40620	2593	17.45	18.00	1.135	62.9	1.006	-0.03	0.233	0.266
	LTE Band 41C	20M	QPSK	1	99		Bottom Face	0mm	Ant 2	DSI 1	39750+ 39948	2506+ 2525.8	17.12	18.00	1.225	62.9	1.006	0.01	1.000	1.233
	LTE Band 41	20M	QPSK	1	0	-	Bottom Face	14mm	Ant 2	DSI 0	39750	2506	24.72	25.00	1.067	62.9	1.006	0.01	0.780	0.837
	LTE Band 41	20M	QPSK	1	0	-	Edge 4	19mm	Ant 2	DSI 0	40620	2593	24.99	25.00	1.002	62.9	1.006	0.02	0.236	0.238
	LTE Band 41	20M	QPSK	1	0	-	Bottom Face	17mm	Ant 2	DSI 0	39750	2506	24.72	25.00	1.067	62.9	1.006	0.05	0.612	0.657
	LTE Band 41	20M	QPSK	1	0	-	Bottom Face	18mm	Ant 2	DSI 0	39750	2506	24.72	25.00	1.067	62.9	1.006	-0.03	0.440	0.472
	LTE Band 41	20M	QPSK	1	0	-	Edge 4	15mm	Ant 2	DSI 1	40620	2593	17.48	18.00	1.127	62.9	1.006	-0.06	0.097	0.110
18	FR1 n41 HPUE	100M	QPSK	1	1	DFT-SCS-30KHz	Bottom Face	0mm	Ant 2	DSI 1	518598	2592.99	13.85	14.50	1.161	-	-	0.08	1.080	**1.254**
	FR1 n41 HPUE	100M	QPSK	135	69	DFT-SCS-30KHz	Bottom Face	0mm	Ant 2	DSI 1	518598	2592.99	13.81	14.50	1.172	-	-	-0.06	1.030	1.207
	FR1 n41 HPUE	100M	QPSK	270	0	DFT-SCS-30KHz	Bottom Face	0mm	Ant 2	DSI 1	518598	2592.99	13.79	14.50	1.178	-	-	0.04	1.020	1.201
	FR1 n41 HPUE	100M	QPSK	1	1	DFT-SCS-30KHz	Edge 4	0mm	Ant 2	DSI 1	518598	2592.99	13.85	14.50	1.161	-	-	0.05	0.380	0.441
	FR1 n41 HPUE	100M	QPSK	135	69	DFT-SCS-30KHz	Edge 4	0mm	Ant 2	DSI 1	518598	2592.99	13.81	14.50	1.172	-	-	-0.03	0.320	0.375
	FR1 n41 HPUE	100M	QPSK	1	1	DFT-SCS-30KHz	Bottom Face	14mm	Ant 2	DSI 0	518598	2592.99	23.77	24.50	1.183	-	-	0.03	0.980	1.159

	FR1 n41 HPUE	100M	QPSK	1	1	DFT-SCS-30KHz	Edge 4	19mm	Ant 2	DSI 0	518598	2592.99	23.77	24.50	1.183	-	-	0.01	0.364	0.431
	FR1 n41 HPUE	100M	QPSK	1	1	DFT-SCS-30KHz	Bottom Face	17mm	Ant 2	DSI 0	518598	2592.99	23.77	24.50	1.183	-	-	0.1	0.589	0.697
	FR1 n41 HPUE	100M	QPSK	1	1	DFT-SCS-30KHz	Bottom Face	18mm	Ant 2	DSI 0	518598	2592.99	23.77	24.50	1.183	-	-	0.02	0.406	0.480
	FR1 n41 HPUE	100M	QPSK	1	1	DFT-SCS-30KHz	Edge 4	15mm	Ant 2	DSI 1	518598	2592.99	13.85	14.50	1.161	-	-	0.01	0.097	0.113
	FR1 n41	100M	QPSK	1	1	DFT-SCS-30KHz	Bottom Face	0mm	Ant 1	DSI 0	518598	2592.99	14.93	15.50	1.140	-	-	-0.05	1.080	1.231
	FR1 n41	100M	QPSK	135	69	DFT-SCS-30KHz	Bottom Face	0mm	Ant 1	DSI 0	518598	2592.99	14.86	15.50	1.159	-	-	0.01	1.050	1.217
	FR1 n41	100M	QPSK	270	0	DFT-SCS-30KHz	Bottom Face	0mm	Ant 1	DSI 0	518598	2592.99	14.85	15.50	1.161	-	-	0.02	1.040	1.208
	FR1 n41	100M	QPSK	1	1	DFT-SCS-30KHz	Edge 2	0mm	Ant 1	DSI 0	518598	2592.99	14.93	15.50	1.140	-	-	-0.06	0.434	0.495
	FR1 n41	100M	QPSK	135	69	DFT-SCS-30KHz	Edge 2	0mm	Ant 1	DSI 0	518598	2592.99	14.86	15.50	1.159	-	-	0.04	0.366	0.424
	FR1 n41	100M	QPSK	1	1	DFT-SCS-30KHz	Bottom Face	0mm	Ant 4	DSI 0	518598	2592.99	18.09	18.60	1.125	-	-	0.05	0.997	1.121
	FR1 n41	100M	QPSK	135	69	DFT-SCS-30KHz	Bottom Face	0mm	Ant 4	DSI 0	518598	2592.99	18.02	18.60	1.143	-	-	-0.1	0.985	1.126
	FR1 n41	100M	QPSK	270	0	DFT-SCS-30KHz	Bottom Face	0mm	Ant 4	DSI 0	518598	2592.99	17.79	18.60	1.205	-	-	0.14	1.040	1.253
	FR1 n41	100M	QPSK	1	1	DFT-SCS-30KHz	Edge 2	0mm	Ant 4	DSI 0	518598	2592.99	18.09	18.60	1.125	-	-	0.05	0.048	0.054
	FR1 n41	100M	QPSK	135	69	DFT-SCS-30KHz	Edge 2	0mm	Ant 4	DSI 0	518598	2592.99	18.02	18.60	1.143	-	-	-0.03	0.040	0.046
	FR1 n41	100M	QPSK	1	1	DFT-SCS-30KHz	Edge 3	0mm	Ant 4	DSI 0	518598	2592.99	18.09	18.60	1.125	-	-	-0.06	0.470	0.529
	FR1 n41	100M	QPSK	135	69	DFT-SCS-30KHz	Edge 3	0mm	Ant 4	DSI 0	518598	2592.99	18.02	18.60	1.143	-	-	0.04	0.481	0.550
	FR1 n41	100M	QPSK	1	1	DFT-SCS-30KHz	Bottom Face	0mm	Ant 5	DSI 0	518598	2592.99	20.07	21.00	1.239	-	-	0.03	0.715	0.886
	FR1 n41	100M	QPSK	135	69	DFT-SCS-30KHz	Bottom Face	0mm	Ant 5	DSI 0	518598	2592.99	19.96	21.00	1.271	-	-	0.01	0.698	0.887
	FR1 n41	100M	QPSK	270	0	DFT-SCS-30KHz	Bottom Face	0mm	Ant 5	DSI 0	518598	2592.99	19.93	21.00	1.279	-	-	-0.04	0.723	0.925
	FR1 n41	100M	QPSK	1	1	DFT-SCS-30KHz	Edge 3	0mm	Ant 5	DSI 0	518598	2592.99	20.07	21.00	1.239	-	-	-0.03	0.418	0.518
	FR1 n41	100M	QPSK	135	69	DFT-SCS-30KHz	Edge 3	0mm	Ant 5	DSI 0	518598	2592.99	19.96	21.00	1.271	-	-	0.05	0.439	0.558
	FR1 n41	100M	QPSK	270	0	DFT-SCS-30KHz	Bottom Face	0mm	Ant 5	DSI 2	518598	2592.99	18.52	19.70	1.312	-	-	-0.04	0.520	0.682
3500MHz-3900MHz																				
	LTE Band 42	20M	QPSK	1	0	-	Bottom Face	0mm	Ant 3	DSI 1	42590	3500	18.89	19.50	1.151	62.9	1.006	0.08	0.994	1.151
	LTE Band 42	20M	QPSK	1	0	-	Bottom Face	0mm	Ant 3	DSI 1	42190	3460	18.83	19.50	1.167	62.9	1.006	0.03	0.949	1.114
19	LTE Band 42	20M	QPSK	1	0	-	Bottom Face	0mm	Ant 3	DSI 1	42990	3540	18.80	19.50	1.175	62.9	1.006	0.09	1.060	**1.253**
	LTE Band 42	20M	QPSK	50	0	-	Bottom Face	0mm	Ant 3	DSI 1	42590	3500	18.86	19.50	1.159	62.9	1.006	0.02	0.966	1.126
	LTE Band 42	20M	QPSK	50	0	-	Bottom Face	0mm	Ant 3	DSI 1	42190	3460	18.75	19.50	1.189	62.9	1.006	-0.01	0.974	1.165
	LTE Band 42	20M	QPSK	50	0	-	Bottom Face	0mm	Ant 3	DSI 1	42990	3540	18.77	19.50	1.183	62.9	1.006	0.08	0.986	1.173
	LTE Band 42	20M	QPSK	100	0	-	Bottom Face	0mm	Ant 3	DSI 1	42590	3500	18.83	19.50	1.167	62.9	1.006	0.01	0.975	1.144
	LTE Band 42	20M	QPSK	1	0	-	Edge 4	0mm	Ant 3	DSI 1	42590	3500	18.89	19.50	1.151	62.9	1.006	0.12	0.475	0.550
	LTE Band 42	20M	QPSK	50	0	-	Edge 4	0mm	Ant 3	DSI 1	42590	3500	18.86	19.50	1.159	62.9	1.006	-0.12	0.452	0.527
	LTE Band 42C	20M	QPSK	1	0		Bottom Face	0mm	Ant 3	DSI 1	42990+ 42792	3540+ 3520.2	18.76	19.50	1.186	62.9	1.006	0.06	1.030	1.229
	LTE Band 42	20M	QPSK	1	0	-	Bottom Face	15mm	Ant 3	DSI 0	42990	3540	23.44	24.00	1.138	62.9	1.006	-0.05	0.324	0.371
	LTE Band 42	20M	QPSK	1	0	-	Edge 4	17mm	Ant 3	DSI 0	42590	3500	23.46	24.00	1.132	62.9	1.006	0.18	0.213	0.243
	LTE Band 42	20M	QPSK	1	0	-	Bottom Face	17mm	Ant 3	DSI 0	42990	3540	23.44	24.00	1.138	62.9	1.006	0.01	0.316	0.362
	LTE Band 42	20M	QPSK	1	0	-	Bottom Face	18mm	Ant 3	DSI 0	42990	3540	23.44	24.00	1.138	62.9	1.006	0.12	0.301	0.344
	LTE Band 42	20M	QPSK	1	0	-	Edge 4	15mm	Ant 3	DSI 1	42590	3500	18.89	19.50	1.151	62.9	1.006	-0.12	0.078	0.090
	FR1 n77 Part27O	100M	QPSK	1	1	DFT-SCS-30KHz	Bottom Face	0mm	Ant 3	DSI 1	656000	3840	17.14	17.90	1.191	-	-	-0.05	0.870	1.036
	FR1 n77 Part27O	100M	QPSK	135	69	DFT-SCS-30KHz	Bottom Face	0mm	Ant 3	DSI 1	656000	3840	17.12	17.90	1.197	-	-	0.18	0.865	1.035
	FR1 n77 Part27O	100M	QPSK	270	0	DFT-SCS-30KHz	Bottom Face	0mm	Ant 3	DSI 1	656000	3840	17.11	17.90	1.199	-	-	-0.12	0.844	1.012
	FR1 n77 Part27O	100M	QPSK	1	1	DFT-SCS-30KHz	Edge 4	0mm	Ant 3	DSI 1	656000	3840	17.14	17.90	1.191	-	-	0.02	0.981	1.169
	FR1 n77 Part27O	100M	QPSK	135	69	DFT-SCS-30KHz	Edge 4	0mm	Ant 3	DSI 1	656000	3840	17.12	17.90	1.197	-	-	0.07	1.020	1.221
	FR1 n77 Part27O	100M	QPSK	270	0	DFT-SCS-30KHz	Edge 4	0mm	Ant 3	DSI 1	656000	3840	17.11	17.90	1.199	-	-	-0.05	0.962	1.154
	FR1 n77 Part27O	100M	QPSK	1	1	DFT-SCS-30KHz	Bottom Face	15mm	Ant 3	DSI 0	656000	3840	26.23	27.00	1.194	-	-	0.02	0.576	0.688
	FR1 n77 Part27O	100M	QPSK	1	1	DFT-SCS-30KHz	Edge 4	17mm	Ant 3	DSI 0	656000	3840	26.23	27.00	1.194	-	-	0.06	0.505	0.603
	FR1 n77 Part27O	100M	QPSK	135	69	DFT-SCS-30KHz	Edge 4	17mm	Ant 3	DSI 0	656000	3840	26.11	27.00	1.227	-	-	-0.09	0.515	0.632
	FR1 n77 Part27O	100M	QPSK	1	1	DFT-SCS-30KHz	Bottom Face	17mm	Ant 3	DSI 0	656000	3840	26.23	27.00	1.194	-	-	0.18	0.506	0.604
	FR1 n77 Part27O	100M	QPSK	1	1	DFT-SCS-30KHz	Bottom Face	18mm	Ant 3	DSI 0	656000	3840	26.23	27.00	1.194	-	-	-0.12	0.415	0.496
	FR1 n77 Part27O	100M	QPSK	135	69	DFT-SCS-30KHz	Edge 4	15mm	Ant 3	DSI 1	656000	3840	17.12	17.90	1.197	-	-	0.02	0.164	0.196
	FR1 n77 Part27Q	100M	QPSK	1	1	DFT-SCS-30KHz	Bottom Face	0mm	Ant 3	DSI 1	633334	3500.01	17.27	17.90	1.156	-	-	0.07	1.040	1.202
	FR1 n77 Part27Q	100M	QPSK	135	69	DFT-SCS-30KHz	Bottom Face	0mm	Ant 3	DSI 1	633334	3500.01	17.19	17.90	1.178	-	-	-0.05	1.050	1.236
	FR1 n77 Part27Q	100M	QPSK	270	0	DFT-SCS-30KHz	Bottom Face	0mm	Ant 3	DSI 1	633334	3500.01	17.05	17.90	1.216	-	-	0.08	0.969	1.178
	FR1 n77 Part27Q	100M	QPSK	1	1	DFT-SCS-30KHz	Edge 4	0mm	Ant 3	DSI 1	633334	3500.01	17.27	17.90	1.156	-	-	0.08	0.740	0.856
	FR1 n77 Part27Q	100M	QPSK	135	69	DFT-SCS-30KHz	Edge 4	0mm	Ant 3	DSI 1	633334	3500.01	17.19	17.90	1.178	-	-	0.02	0.720	0.848
	FR1 n77 Part27Q	100M	QPSK	270	0	DFT-SCS-30KHz	Edge 4	0mm	Ant 3	DSI 1	633334	3500.01	17.05	17.90	1.216	-	-	-0.09	0.700	0.851

	FR1 n77 Part27Q	100M	QPSK	1	1	DFT-SCS-30KHz	Bottom Face	15mm	Ant 3	DSI 0	633334	3500.01	26.24	27.00	1.191	-	-	0.15	0.814	0.970
	FR1 n77 Part27Q	100M	QPSK	135	69	DFT-SCS-30KHz	Bottom Face	15mm	Ant 3	DSI 0	633334	3500.01	26.20	27.00	1.202	-	-	0.06	0.820	0.986
	FR1 n77 Part27Q	100M	QPSK	1	1	DFT-SCS-30KHz	Edge 4	17mm	Ant 3	DSI 0	633334	3500.01	26.24	27.00	1.191	-	-	0.04	0.701	0.835
	FR1 n77 Part27Q	100M	QPSK	135	69	DFT-SCS-30KHz	Bottom Face	17mm	Ant 3	DSI 0	633334	3500.01	26.20	27.00	1.202	-	-	-0.05	0.587	0.706
	FR1 n77 Part27Q	100M	QPSK	135	69	DFT-SCS-30KHz	Bottom Face	18mm	Ant 3	DSI 0	633334	3500.01	26.20	27.00	1.202	-	-	0.03	0.403	0.485
	FR1 n77 Part27Q	100M	QPSK	1	1	DFT-SCS-30KHz	Edge 4	15mm	Ant 3	DSI 1	633334	3500.01	17.05	17.90	1.216	-	-	0.08	0.106	0.129
	FR1 n77 Part27O	100M	QPSK	1	1	DFT-SCS-30KHz	Bottom Face	0mm	Ant 1	DSI 0	656000	3840	14.83	15.30	1.114	-	-	0.12	0.449	0.500
	FR1 n77 Part27O	100M	QPSK	135	69	DFT-SCS-30KHz	Bottom Face	0mm	Ant 1	DSI 0	656000	3840	14.81	15.30	1.119	-	-	-0.05	0.435	0.487
	FR1 n77 Part27O	100M	QPSK	1	1	DFT-SCS-30KHz	Edge 2	0mm	Ant 1	DSI 0	656000	3840	14.83	15.30	1.114	-	-	0.03	0.445	0.496
	FR1 n77 Part27O	100M	QPSK	135	69	DFT-SCS-30KHz	Edge 2	0mm	Ant 1	DSI 0	656000	3840	14.81	15.30	1.119	-	-	0.01	0.456	0.510
	FR1 n77 Part27Q	100M	QPSK	1	1	DFT-SCS-30KHz	Bottom Face	0mm	Ant 1	DSI 0	633334	3500.01	14.73	15.30	1.140	-	-	-0.01	1.080	1.231
	FR1 n77 Part27Q	100M	QPSK	135	69	DFT-SCS-30KHz	Bottom Face	0mm	Ant 1	DSI 0	633334	3500.01	14.70	15.30	1.148	-	-	0.08	0.999	1.147
	FR1 n77 Part27Q	100M	QPSK	270	0	DFT-SCS-30KHz	Bottom Face	0mm	Ant 1	DSI 0	633334	3500.01	14.66	15.30	1.159	-	-	0.01	0.980	1.136
	FR1 n77 Part27Q	100M	QPSK	1	1	DFT-SCS-30KHz	Edge 2	0mm	Ant 1	DSI 0	633334	3500.01	14.73	15.30	1.140	-	-	0.12	0.570	0.650
	FR1 n77 Part27Q	100M	QPSK	135	69	DFT-SCS-30KHz	Edge 2	0mm	Ant 1	DSI 0	633334	3500.01	14.70	15.30	1.148	-	-	-0.05	0.545	0.626
	FR1 n77 Part27O	100M	QPSK	1	1	DFT-SCS-30KHz	Bottom Face	0mm	Ant 4	DSI 0	656000	3840	17.32	18.20	1.225	-	-	-0.03	0.595	0.729
	FR1 n77 Part27O	100M	QPSK	135	69	DFT-SCS-30KHz	Bottom Face	0mm	Ant 4	DSI 0	656000	3840	17.20	18.20	1.259	-	-	0.04	0.617	0.777
	FR1 n77 Part27O	100M	QPSK	1	1	DFT-SCS-30KHz	Edge 2	0mm	Ant 4	DSI 0	656000	3840	17.32	18.20	1.225	-	-	-0.09	0.120	0.147
	FR1 n77 Part27O	100M	QPSK	135	69	DFT-SCS-30KHz	Edge 2	0mm	Ant 4	DSI 0	656000	3840	17.20	18.20	1.259	-	-	0.01	0.122	0.154
	FR1 n77 Part27O	100M	QPSK	1	1	DFT-SCS-30KHz	Edge 3	0mm	Ant 4	DSI 0	656000	3840	17.32	18.20	1.225	-	-	-0.02	0.955	1.170
20	FR1 n77 Part27O	100M	QPSK	135	69	DFT-SCS-30KHz	Edge 3	0mm	Ant 4	DSI 0	656000	3840	17.20	18.20	1.259	-	-	0.05	0.999	**1.258**
	FR1 n77 Part27O	100M	QPSK	270	0	DFT-SCS-30KHz	Edge 3	0mm	Ant 4	DSI 0	656000	3840	17.27	18.20	1.239	-	-	0.03	0.972	1.204
	FR1 n77 Part27Q	100M	QPSK	1	1	DFT-SCS-30KHz	Bottom Face	0mm	Ant 4	DSI 0	633334	3500.01	16.79	18.20	1.384	-	-	0.03	0.580	0.802
	FR1 n77 Part27Q	100M	QPSK	135	69	DFT-SCS-30KHz	Bottom Face	0mm	Ant 4	DSI 0	633334	3500.01	16.74	18.20	1.400	-	-	0.07	0.590	0.826
	FR1 n77 Part27Q	100M	QPSK	270	0	DFT-SCS-30KHz	Bottom Face	0mm	Ant 4	DSI 0	633334	3500.01	16.67	18.20	1.422	-	-	0.16	0.577	0.821
	FR1 n77 Part27Q	100M	QPSK	1	1	DFT-SCS-30KHz	Edge 2	0mm	Ant 4	DSI 0	633334	3500.01	16.79	18.20	1.384	-	-	0.02	0.010	0.014
	FR1 n77 Part27Q	100M	QPSK	135	69	DFT-SCS-30KHz	Edge 2	0mm	Ant 4	DSI 0	633334	3500.01	16.74	18.20	1.400	-	-	0.02	0.009	0.013
	FR1 n77 Part27Q	100M	QPSK	1	1	DFT-SCS-30KHz	Edge 3	0mm	Ant 4	DSI 0	633334	3500.01	16.79	18.20	1.384	-	-	-0.03	0.162	0.224
	FR1 n77 Part27Q	100M	QPSK	135	69	DFT-SCS-30KHz	Edge 3	0mm	Ant 4	DSI 0	633334	3500.01	16.74	18.20	1.400	-	-	0.08	0.166	0.232
	FR1 n77 Part27O	100M	QPSK	1	1	DFT-SCS-30KHz	Bottom Face	0mm	Ant 5	DSI 0	656000	3840	19.62	20.20	1.143	-	-	0.06	1.010	1.154
	FR1 n77 Part27O	100M	QPSK	135	69	DFT-SCS-30KHz	Bottom Face	0mm	Ant 5	DSI 0	656000	3840	19.56	20.20	1.159	-	-	-0.01	1.070	1.240
	FR1 n77 Part27O	100M	QPSK	270	0	DFT-SCS-30KHz	Bottom Face	0mm	Ant 5	DSI 0	656000	3840	19.45	20.20	1.189	-	-	0.03	0.990	1.177
	FR1 n77 Part27O	100M	QPSK	1	1	DFT-SCS-30KHz	Edge 3	0mm	Ant 5	DSI 0	656000	3840	19.62	20.20	1.143	-	-	0.03	0.615	0.703
	FR1 n77 Part27O	100M	QPSK	135	69	DFT-SCS-30KHz	Edge 3	0mm	Ant 5	DSI 0	656000	3840	19.56	20.20	1.159	-	-	0.03	0.612	0.709
	FR1 n77 Part27O	100M	QPSK	135	69	DFT-SCS-30KHz	Bottom Face	0mm	Ant 5	DSI 2	656000	3840	16.52	17.60	1.282	-	-	-0.01	0.531	0.681
	FR1 n77 Part27Q	100M	QPSK	1	1	DFT-SCS-30KHz	Bottom Face	0mm	Ant 5	DSI 0	633334	3500.01	18.88	20.20	1.355	-	-	0.02	0.846	1.146
	FR1 n77 Part27Q	100M	QPSK	135	69	DFT-SCS-30KHz	Bottom Face	0mm	Ant 5	DSI 0	633334	3500.01	18.86	20.20	1.361	-	-	-0.08	0.855	1.164
	FR1 n77 Part27Q	100M	QPSK	270	0	DFT-SCS-30KHz	Bottom Face	0mm	Ant 5	DSI 0	633334	3500.01	18.79	20.20	1.384	-	-	0.05	0.830	1.148
	FR1 n77 Part27Q	100M	QPSK	1	1	DFT-SCS-30KHz	Edge 3	0mm	Ant 5	DSI 0	633334	3500.01	18.88	20.20	1.355	-	-	0.01	0.258	0.350
	FR1 n77 Part27Q	100M	QPSK	135	69	DFT-SCS-30KHz	Edge 3	0mm	Ant 5	DSI 0	633334	3500.01	18.86	20.20	1.361	-	-	0.01	0.282	0.384
	FR1 n77 Part27Q	100M	QPSK	135	69	DFT-SCS-30KHz	Bottom Face	0mm	Ant 5	DSI 2	633334	3500.01	16.46	17.60	1.300	-	-	-0.08	0.525	0.683

Plot No.	Band	Mode	Test Position	Gap (mm)	Antenna	Power Reduction	Ch.	Freq. (MHz)	Average Power (dBm)	Tune-Up Limit (dBm)	Tune-up Scaling Factor	Duty Cycle %	Duty Cycle Scaling Factor	Power Drift (dB)	Measured 1g SAR (W/kg)	Reported 1g SAR (W/kg)
							2450MHz									
	WLAN2.4GHz	802.11b 1Mbps	Bottom Face	0mm	Ant 6	Reduced	1	2412	15.60	16.50	1.230	99.2	1.008	0.03	0.885	1.097
21	WLAN2.4GHz	802.11b 1Mbps	Bottom Face	0mm	Ant 6	Reduced	6	2437	15.50	16.50	1.259	99.2	1.008	-0.01	1.060	**1.345**
	WLAN2.4GHz	802.11b 1Mbps	Bottom Face	0mm	Ant 6	Reduced	11	2462	15.20	16.50	1.349	99.2	1.008	0.03	0.880	1.197
	WLAN2.4GHz	802.11g 6Mbps	Bottom Face	0mm	Ant 6	Reduced	2	2417	15.30	16.50	1.318	95.4	1.048	0.02	0.864	1.194
	WLAN2.4GHz	802.11g 6Mbps	Bottom Face	0mm	Ant 6	Reduced	1	2412	15.20	16.50	1.349	95.4	1.048	0.05	0.840	1.188
	WLAN2.4GHz	802.11b 1Mbps	Edge 4	0mm	Ant 6	Reduced	1	2412	15.60	16.50	1.230	99.2	1.008	0.01	0.155	0.192
	WLAN2.4GHz	802.11b 1Mbps	Bottom Face	0mm	Ant 6	Reduced	6	2437	13.40	14.00	1.148	99.2	1.008	0.01	0.591	0.684
	WLAN2.4GHz	802.11b 1Mbps	Edge 3	0mm	Ant 6	Full	1	2412	20.90	22.50	1.445	99.2	1.008	0.05	0.259	0.377
	WLAN2.4GHz	802.11b 1Mbps	Bottom Face	17mm	Ant 6	Full	1	2412	20.90	22.50	1.445	99.2	1.008	0.04	0.126	0.184
	WLAN2.4GHz	802.11b 1Mbps	Edge 4	15mm	Ant 6	Full	1	2412	20.90	22.50	1.445	99.2	1.008	0.03	0.059	0.086
	WLAN2.4GHz	802.11b 1Mbps	Bottom Face	14mm	Ant 6	Reduced	6	2437	13.40	14.00	1.148	99.2	1.008	0.01	0.121	0.140
	WLAN2.4GHz	802.11b 1Mbps	Bottom Face	15mm	Ant 6	Reduced	6	2437	13.40	14.00	1.148	99.2	1.008	0.02	0.099	0.115
	WLAN2.4GHz	802.11b 1Mbps	Bottom Face	18mm	Ant 6	Full	1	2412	20.90	22.50	1.445	99.2	1.008	0.08	0.116	0.169
	WLAN2.4GHz	802.11b 1Mbps	Edge 4	17mm	Ant 6	Full	1	2412	20.90	22.50	1.445	99.2	1.008	0.05	0.033	0.048
	WLAN2.4GHz	802.11b 1Mbps	Edge 4	19mm	Ant 6	Full	1	2412	20.90	22.50	1.445	99.2	1.008	0.02	0.001	0.001
	WLAN2.4GHz	802.11b 1Mbps	Bottom Face	0mm	Ant 7	Reduced	1	2412	15.90	16.50	1.148	99.2	1.008	0.08	1.080	1.250
	WLAN2.4GHz	802.11g 6Mbps	Bottom Face	0mm	Ant 7	Reduced	1	2412	15.90	16.50	1.148	95.4	1.048	0.01	0.903	1.087
	WLAN2.4GHz	802.11g 6Mbps	Bottom Face	0mm	Ant 7	Reduced	2	2417	15.20	16.50	1.349	95.4	1.048	0.06	0.750	1.060
	WLAN2.4GHz	802.11b 1Mbps	Bottom Face	0mm	Ant 7	Reduced	6	2437	15.80	16.50	1.175	99.2	1.008	0.03	0.822	0.973
	WLAN2.4GHz	802.11b 1Mbps	Edge 1	0mm	Ant 7	Reduced	1	2412	15.90	16.50	1.148	99.2	1.008	0.05	0.379	0.439
	WLAN2.4GHz	802.11b 1Mbps	Bottom Face	0mm	Ant 7	Reduced	1	2412	14.00	15.00	1.259	99.2	1.008	0.02	0.501	0.636
	WLAN2.4GHz	802.11b 1Mbps	Edge 4	0mm	Ant 7	Full	1	2412	20.80	22.50	1.479	99.2	1.008	0.02	0.062	0.092
	WLAN2.4GHz	802.11b 1Mbps	Bottom Face	18mm	Ant 7	Full	1	2412	20.80	22.50	1.479	99.2	1.008	0.01	0.182	0.271
	WLAN2.4GHz	802.11b 1Mbps	Edge 1	14mm	Ant 7	Full	1	2412	20.80	22.50	1.479	99.2	1.008	-0.02	0.263	0.392
	WLAN2.4GHz	802.11b 1Mbps	Bottom Face	14mm	Ant 7	Reduced	1	2412	14.00	15.00	1.259	99.2	1.008	-0.03	0.122	0.155
	WLAN2.4GHz	802.11b 1Mbps	Bottom Face	15mm	Ant 7	Reduced	1	2412	14.00	15.00	1.259	99.2	1.008	0.04	0.114	0.145
	WLAN2.4GHz	802.11b 1Mbps	Bottom Face	17mm	Ant 7	Reduced	1	2412	14.00	15.00	1.259	99.2	1.008	0.01	0.087	0.110
	WLAN2.4GHz	802.11b 1Mbps	Edge 1	2mm	Ant 7	Reduced	1	2412	14.00	15.00	1.259	99.2	1.008	-0.09	0.216	0.274
	WLAN2.4GHz	802.11b 1Mbps	Edge 4	15mm	Ant 7	Full	1	2412	20.80	22.50	1.479	99.2	1.008	0.04	0.017	0.025
	WLAN2.4GHz	802.11b 1Mbps	Edge 4	17mm	Ant 7	Full	1	2412	20.80	22.50	1.479	99.2	1.008	0.02	0.001	0.001
	WLAN2.4GHz	802.11b 1Mbps	Edge 4	19mm	Ant 7	Full	1	2412	20.80	22.50	1.479	99.2	1.008	0.05	0.001	0.001
22	Bluetooth	BLE 1Mbps	Bottom Face	0mm	Ant 6	Full	19	2440	6.60	7.00	1.096	60	1.388	0.01	0.010	**0.015**
	Bluetooth	BLE 1Mbps	Edge 4	0mm	Ant 6	Full	19	2440	6.60	7.00	1.096	60	1.388	0.06	0.001	0.002
	Bluetooth	BLE 1Mbps	Edge 2	0mm	Ant 6	Full	19	2440	6.60	7.00	1.096	60	1.388	0.05	0.001	0.002
	Bluetooth	BLE 1Mbps	Edge 1	0mm	Ant 6	Full	19	2440	6.60	7.00	1.096	60	1.388	-0.03	0.001	0.002
	Bluetooth	BLE 1Mbps	Edge 3	0mm	Ant 6	Full	19	2440	6.60	7.00	1.096	60	1.388	0.04	0.002	0.003
							5000MHz									
23	WLAN5.3GHz	802.11ac-VHT80 MCS0	Bottom Face	0mm	Ant 6	Reduced	58	5290	10.60	12.00	1.380	93.2	1.073	-0.08	0.941	**1.394**
	WLAN5.3GHz	802.11ac-VHT80 MCS0	Edge 4	0mm	Ant 6	Reduced	58	5290	10.60	12.00	1.380	93.2	1.073	0.03	0.789	1.169
	WLAN5.3GHz	802.11n-HT40 MCS0	Bottom Face	0mm	Ant 6	Reduced	54	5270	11.30	12.00	1.175	87	1.149	0.03	0.787	1.062
	WLAN5.3GHz	802.11n-HT40 MCS0	Bottom Face	0mm	Ant 6	Reduced	62	5310	11.10	12.00	1.230	87	1.149	0.02	0.750	1.060
	WLAN5.3GHz	802.11ac-VHT80 MCS0	Bottom Face	0mm	Ant 6	Reduced	58	5290	7.30	9.00	1.479	93.2	1.073	0.01	0.398	0.632
	WLAN5.3GHz	802.11n-HT40 MCS0	Edge 3	0mm	Ant 6	Full	54	5270	20.30	22.00	1.479	87	1.149	0.05	0.457	0.777
	WLAN5.3GHz	802.11n-HT40 MCS0	Edge 3	0mm	Ant 6	Reduced	54	5270	18.60	20.50	1.549	87	1.149	0.06	0.258	0.459
	WLAN5.3GHz	802.11n-HT40 MCS0	Bottom Face	17mm	Ant 6	Full	54	5270	20.30	22.00	1.479	87	1.149	0.01	0.530	0.901
	WLAN5.3GHz	802.11n-HT40 MCS0	Edge 4	15mm	Ant 6	Full	54	5270	20.30	22.00	1.479	87	1.149	0.02	0.411	0.698
	WLAN5.3GHz	802.11n-HT40 MCS0	Bottom Face	17mm	Ant 6	Reduced	54	5270	18.60	20.50	1.549	87	1.149	0.02	0.387	0.689
	WLAN5.3GHz	802.11ac-VHT80 MCS0	Bottom Face	14mm	Ant 6	Reduced	58	5290	7.30	9.00	1.479	93.2	1.073	0.03	0.073	0.116
	WLAN5.3GHz	802.11ac-VHT80 MCS0	Bottom Face	15mm	Ant 6	Reduced	58	5290	7.30	9.00	1.479	93.2	1.073	0.01	0.070	0.111
	WLAN5.3GHz	802.11n-HT40 MCS0	Bottom Face	18mm	Ant 6	Reduced	54	5270	18.60	20.50	1.549	87	1.149	0.05	0.225	0.400
	WLAN5.3GHz	802.11n-HT40 MCS0	Edge 4	17mm	Ant 6	Reduced	54	5270	18.60	20.50	1.549	87	1.149	0.02	0.320	0.569
	WLAN5.3GHz	802.11n-HT40 MCS0	Edge 4	19mm	Ant 6	Reduced	54	5270	18.60	20.50	1.549	87	1.149	0.001	0.307	0.546

	WLAN5.3GHz	802.11ac-VHT80 MCS0	Bottom Face	0mm	Ant 7	Reduced	58	5290	13.30	14.00	1.175	93.2	1.073	0.03	0.516	0.651
	WLAN5.3GHz	802.11ac-VHT80 MCS0	Edge 1	0mm	Ant 7	Reduced	58	5290	13.30	14.00	1.175	93.2	1.073	-0.03	1.020	1.286
	WLAN5.3GHz	802.11n-HT40 MCS0	Edge 1	0mm	Ant 7	Reduced	62	5310	13.50	14.00	1.122	87	1.149	0.02	0.876	1.129
	WLAN5.3GHz	802.11n-HT40 MCS0	Edge 1	0mm	Ant 7	Reduced	54	5270	13.00	14.00	1.259	87	1.149	0.09	0.780	1.128
	WLAN5.3GHz	802.11ac-VHT80 MCS0	Edge 1	0mm	Ant 7	Reduced	58	5290	10.10	11.50	1.380	93.2	1.073	0.02	0.456	0.675
	WLAN5.3GHz	802.11n-HT40 MCS0	Edge 4	0mm	Ant 7	Full	54	5270	20.00	21.50	1.413	87	1.149	-0.02	0.021	0.034
	WLAN5.3GHz	802.11n-HT40 MCS0	Bottom Face	18mm	Ant 7	Full	54	5270	20.00	21.50	1.413	87	1.149	-0.02	0.229	0.372
	WLAN5.3GHz	802.11n-HT40 MCS0	Edge 1	14mm	Ant 7	Full	54	5270	20.00	21.50	1.413	87	1.149	0.04	0.414	0.672
	WLAN5.3GHz	802.11ac-VHT80 MCS0	Bottom Face	14mm	Ant 7	Reduced	58	5290	10.10	11.50	1.380	93.2	1.073	0.02	0.062	0.092
	WLAN5.3GHz	802.11ac-VHT80 MCS0	Bottom Face	15mm	Ant 7	Reduced	58	5290	10.10	11.50	1.380	93.2	1.073	-0.02	0.053	0.079
	WLAN5.3GHz	802.11ac-VHT80 MCS0	Bottom Face	17mm	Ant 7	Reduced	58	5290	10.10	11.50	1.380	93.2	1.073	-0.02	0.049	0.073
	WLAN5.3GHz	802.11ac-VHT80 MCS0	Edge 1	2mm	Ant 7	Reduced	58	5290	10.10	11.50	1.380	93.2	1.073	0.04	0.073	0.108
	WLAN5.3GHz	802.11n-HT40 MCS0	Edge 4	15mm	Ant 7	Full	54	5270	20.00	21.50	1.413	87	1.149	0.01	0.001	0.002
	WLAN5.3GHz	802.11n-HT40 MCS0	Edge 4	17mm	Ant 7	Full	54	5270	20.00	21.50	1.413	87	1.149	0.02	0.001	0.002
	WLAN5.3GHz	802.11n-HT40 MCS0	Edge 4	19mm	Ant 7	Full	54	5270	20.00	21.50	1.413	87	1.149	0.1	0.001	0.002
24	WLAN5.5GHz	802.11ac-VHT80 MCS0	Bottom Face	0mm	Ant 6	Reduced	122	5610	9.80	10.50	1.175	93.2	1.073	0.06	1.020	**1.286**
	WLAN5.5GHz	802.11n-HT40 MCS0	Bottom Face	0mm	Ant 6	Reduced	102	5510	9.60	10.50	1.230	87	1.149	0.01	0.841	1.189
	WLAN5.5GHz	802.11n-HT40 MCS0	Bottom Face	0mm	Ant 6	Reduced	142	5710	9.30	10.50	1.318	87	1.149	0.02	0.780	1.181
	WLAN5.5GHz	802.11ac-VHT80 MCS0	Bottom Face	0mm	Ant 6	Reduced	138	5690	9.50	10.50	1.259	93.2	1.073	-0.09	0.865	1.168
	WLAN5.5GHz	802.11ac-VHT80 MCS0	Edge 4	0mm	Ant 6	Reduced	122	5610	9.80	10.50	1.175	93.2	1.073	0.04	0.945	1.191
	WLAN5.5GHz	802.11ac-VHT80 MCS0	Edge 4	0mm	Ant 6	Reduced	138	5690	9.80	10.50	1.175	93.2	1.073	0.09	0.741	0.934
	WLAN5.5GHz	802.11ac-VHT80 MCS0	Bottom Face	0mm	Ant 6	Reduced	122	5610	6.30	7.50	1.318	93.2	1.073	0.01	0.478	0.676
	WLAN5.5GHz	802.11n-HT40 MCS0	Edge 3	0mm	Ant 6	Full	126	5630	20.40	22.00	1.445	87	1.149	0.03	0.320	0.531
	WLAN5.5GHz	802.11n-HT40 MCS0	Bottom Face	17mm	Ant 6	Full	126	5630	20.40	22.00	1.445	87	1.149	0.05	0.446	0.741
	WLAN5.5GHz	802.11n-HT40 MCS0	Edge 4	15mm	Ant 6	Full	126	5630	20.40	22.00	1.445	87	1.149	0.01	0.409	0.679
	WLAN5.5GHz	802.11ac-VHT80 MCS0	Bottom Face	14mm	Ant 6	Reduced	122	5610	6.30	7.50	1.318	93.2	1.073	0.04	0.115	0.163
	WLAN5.5GHz	802.11ac-VHT80 MCS0	Bottom Face	15mm	Ant 6	Reduced	122	5610	6.30	7.50	1.318	93.2	1.073	0.09	0.095	0.134
	WLAN5.5GHz	802.11n-HT40 MCS0	Bottom Face	18mm	Ant 6	Full	126	5630	20.40	22.00	1.445	87	1.149	0.01	0.306	0.508
	WLAN5.5GHz	802.11n-HT40 MCS0	Edge 4	17mm	Ant 6	Full	126	5630	20.40	22.00	1.445	87	1.149	0.01	0.375	0.623
	WLAN5.5GHz	802.11n-HT40 MCS0	Edge 4	19mm	Ant 6	Full	126	5630	20.40	22.00	1.445	87	1.149	0.02	0.368	0.611
	WLAN5.5GHz	802.11ac-VHT80 MCS0	Bottom Face	0mm	Ant 7	Reduced	122	5610	17.10	18.00	1.230	93.2	1.073	0.04	0.972	1.283
	WLAN5.5GHz	802.11n-HT40 MCS0	Bottom Face	0mm	Ant 7	Reduced	110	5550	17.45	18.00	1.135	87	1.149	-0.02	0.696	0.908
	WLAN5.5GHz	802.11n-HT40 MCS0	Bottom Face	0mm	Ant 7	Reduced	126	5630	17.45	18.00	1.135	87	1.149	0.03	0.690	0.900
	WLAN5.5GHz	802.11ac-VHT80 MCS0	Bottom Face	0mm	Ant 7	Reduced	138	5690	16.90	18.00	1.288	93.2	1.073	0.05	0.915	1.265
	WLAN5.5GHz	802.11ac-VHT80 MCS0	Bottom Face	0mm	Ant 7	Reduced	106	5530	16.80	18.00	1.318	93.2	1.073	0.03	0.812	1.149
	WLAN5.5GHz	802.11ac-VHT80 MCS0	Edge 1	0mm	Ant 7	Reduced	122	5610	17.10	18.00	1.230	93.2	1.073	0.02	0.886	1.170
	WLAN5.5GHz	802.11ac-VHT80 MCS0	Edge 1	0mm	Ant 7	Reduced	138	5690	16.90	18.00	1.288	93.2	1.073	-0.03	0.815	1.127
	WLAN5.5GHz	802.11ac-VHT80 MCS0	Bottom Face	0mm	Ant 7	Reduced	122	5610	14.30	15.50	1.318	93.2	1.073	0.03	0.477	0.675
	WLAN5.5GHz	802.11n-HT40 MCS0	Edge 4	0mm	Ant 7	Full	142	5710	20.40	22.00	1.445	87	1.149	0.08	0.061	0.102
	WLAN5.5GHz	802.11n-HT40 MCS0	Bottom Face	18mm	Ant 7	Full	142	5710	20.40	22.00	1.445	87	1.149	-0.02	0.314	0.521
	WLAN5.5GHz	802.11n-HT40 MCS0	Edge 1	14mm	Ant 7	Full	142	5710	20.40	22.00	1.445	87	1.149	0.04	0.427	0.710
	WLAN5.5GHz	802.11ac-VHT80 MCS0	Bottom Face	14mm	Ant 7	Reduced	122	5610	14.30	15.50	1.318	93.2	1.073	0.02	0.096	0.136
	WLAN5.5GHz	802.11ac-VHT80 MCS0	Bottom Face	15mm	Ant 7	Reduced	122	5610	14.30	15.50	1.318	93.2	1.073	0.02	0.089	0.126
	WLAN5.5GHz	802.11ac-VHT80 MCS0	Bottom Face	17mm	Ant 7	Reduced	122	5610	14.30	15.50	1.318	93.2	1.073	-0.03	0.076	0.108
	WLAN5.5GHz	802.11ac-VHT80 MCS0	Edge 1	2mm	Ant 7	Reduced	122	5610	14.30	15.50	1.318	93.2	1.073	0.01	0.193	0.273
	WLAN5.5GHz	802.11n-HT40 MCS0	Edge 4	15mm	Ant 7	Full	142	5710	20.40	22.00	1.445	87	1.149	0.02	0.001	0.002
	WLAN5.5GHz	802.11n-HT40 MCS0	Edge 4	17mm	Ant 7	Full	142	5710	20.40	22.00	1.445	87	1.149	0.02	0.001	0.002
	WLAN5.5GHz	802.11n-HT40 MCS0	Edge 4	19mm	Ant 7	Full	142	5710	20.40	22.00	1.445	87	1.149	0.01	0.001	0.002
	WLAN5.8GHz	802.11ac-VHT80 MCS0	Bottom Face	0mm	Ant 6	Reduced	155	5775	8.60	9.50	1.230	93.2	1.073	-0.04	1.030	1.360
	WLAN5.8GHz	802.11n-HT40 MCS0	Bottom Face	0mm	Ant 6	Reduced	159	5795	8.90	9.50	1.148	87	1.149	0.03	0.853	1.125
	WLAN5.8GHz	802.11n-HT40 MCS0	Bottom Face	0mm	Ant 6	Reduced	151	5755	8.80	9.50	1.175	87	1.149	0.06	0.823	1.111
	WLAN5.8GHz	802.11ac-VHT80 MCS0	Edge 4	0mm	Ant 6	Reduced	155	5775	8.60	9.50	1.230	93.2	1.073	0.08	0.977	1.290
	WLAN5.8GHz	802.11ac-VHT80 MCS0	Bottom Face	0mm	Ant 6	Reduced	155	5775	5.90	7.00	1.288	93.2	1.073	0.02	0.467	0.646
	WLAN5.8GHz	802.11a 6Mbps	Edge 3	0mm	Ant 6	Full	165	5825	21.40	23.00	1.445	93.5	1.070	0.04	0.611	0.945
	WLAN5.8GHz	802.11a 6Mbps	Edge 3	0mm	Ant 6	Full	157	5785	21.20	22.50	1.349	93.5	1.070	0.09	0.511	0.738
	WLAN5.8GHz	802.11ac-VHT80 MCS0	Edge 3	0mm	Ant 6	Reduced	155	5775	18.50	20.00	1.413	93.2	1.073	0.06	0.330	0.500

	WLAN5.8GHz	802.11a 6Mbps	Bottom Face	17mm	Ant 6	Full	165	5825	21.40	23.00	1.445	93.5	1.070	0.01	0.765	1.183
	WLAN5.8GHz	802.11a 6Mbps	Edge 4	15mm	Ant 6	Full	165	5825	21.40	23.00	1.445	93.5	1.070	0.15	0.511	0.790
	WLAN5.8GHz	802.11ac-VHT80 MCS0	Bottom Face	17mm	Ant 6	Reduced	155	5775	18.50	20.00	1.413	93.2	1.073	0.06	0.414	0.627
	WLAN5.8GHz	802.11ac-VHT80 MCS0	Bottom Face	14mm	Ant 6	Reduced	155	5775	5.90	7.00	1.288	93.2	1.073	0.08	0.130	0.180
	WLAN5.8GHz	802.11ac-VHT80 MCS0	Bottom Face	15mm	Ant 6	Reduced	155	5775	5.90	7.00	1.288	93.2	1.073	0.02	0.113	0.156
	WLAN5.8GHz	802.11ac-VHT80 MCS0	Bottom Face	18mm	Ant 6	Reduced	155	5775	18.50	20.00	1.413	93.2	1.073	0.04	0.165	0.250
	WLAN5.8GHz	802.11ac-VHT80 MCS0	Edge 4	17mm	Ant 6	Reduced	155	5775	18.50	20.00	1.413	93.2	1.073	-0.03	0.272	0.412
	WLAN5.8GHz	802.11ac-VHT80 MCS0	Edge 4	19mm	Ant 6	Reduced	155	5775	18.50	20.00	1.413	93.2	1.073	0.03	0.256	0.388
	WLAN5.8GHz	802.11ac-VHT80 MCS0	Bottom Face	0mm	Ant 7	Reduced	155	5775	16.00	17.00	1.259	93.2	1.073	-0.01	0.961	1.298
25	WLAN5.8GHz	802.11ac-VHT80 MCS0	Edge 1	0mm	Ant 7	Reduced	155	5775	16.00	17.00	1.259	93.2	1.073	-0.01	1.010	**1.364**
	WLAN5.8GHz	802.11n-HT40 MCS0	Edge 1	0mm	Ant 7	Reduced	159	5795	16.40	17.00	1.148	87	1.149	0.06	0.897	1.183
	WLAN5.8GHz	802.11n-HT40 MCS0	Edge 1	0mm	Ant 7	Reduced	151	5755	16.30	17.00	1.175	87	1.149	0.01	0.875	1.181
	WLAN5.8GHz	802.11ac-VHT80 MCS0	Edge 1	0mm	Ant 7	Reduced	155	5775	12.80	14.00	1.318	93.2	1.073	0.01	0.458	0.648
	WLAN5.8GHz	802.11a 6Mbps	Edge 4	0mm	Ant 7	Full	157	5785	21.50	23.00	1.413	93.5	1.070	0.02	0.071	0.107
	WLAN5.8GHz	802.11a 6Mbps	Bottom Face	18mm	Ant 7	Full	157	5785	21.50	23.00	1.413	93.5	1.070	0.02	0.323	0.488
	WLAN5.8GHz	802.11a 6Mbps	Edge 1	14mm	Ant 7	Full	157	5785	21.50	23.00	1.413	93.5	1.070	-0.03	0.642	0.970
	WLAN5.8GHz	802.11ac-VHT80 MCS0	Edge 1	14mm	Ant 7	Reduced	155	5775	18.90	20.00	1.288	93.2	1.073	0.01	0.442	0.611
	WLAN5.8GHz	802.11ac-VHT80 MCS0	Bottom Face	14mm	Ant 7	Reduced	155	5775	12.80	14.00	1.318	93.2	1.073	0.01	0.108	0.153
	WLAN5.8GHz	802.11ac-VHT80 MCS0	Bottom Face	15mm	Ant 7	Reduced	155	5775	12.80	14.00	1.318	93.2	1.073	0.02	0.084	0.119
	WLAN5.8GHz	802.11ac-VHT80 MCS0	Bottom Face	17mm	Ant 7	Reduced	155	5775	12.80	14.00	1.318	93.2	1.073	0.02	0.080	0.113
	WLAN5.8GHz	802.11ac-VHT80 MCS0	Edge 1	2mm	Ant 7	Reduced	155	5775	12.80	14.00	1.318	93.2	1.073	-0.09	0.160	0.226
	WLAN5.8GHz	802.11ac-VHT80 MCS0	Edge 4	15mm	Ant 7	Reduced	155	5775	18.90	20.00	1.288	93.2	1.073	0.01	0.001	0.001
	WLAN5.8GHz	802.11ac-VHT80 MCS0	Edge 4	17mm	Ant 7	Reduced	155	5775	18.90	20.00	1.288	93.2	1.073	0.02	0.001	0.001
	WLAN5.8GHz	802.11ac-VHT80 MCS0	Edge 4	19mm	Ant 7	Reduced	155	5775	18.90	20.00	1.288	93.2	1.073	0.01	0.001	0.001

16.2 Repeated SAR Measurement

Plot No.	Band	BW (MHz)	Modulation	RB Size	RB offset	Mode	Test Position	Gap (mm)	Antenna	Power State	Ch.	Freq. (MHz)	Average Power (dBm)	Tune-Up Limit (dBm)	Tune-up Scaling Factor	Power Drift (dB)	Measured 1g SAR (W/kg)	Ratio	Reported 1g SAR (W/kg)
1st	LTE Band 5	10M	QPSK	1	0	-	Bottom Face	0mm	Ant 0	DSI 1	20525	836.5	21.94	22.50	1.138	0.07	1.090	1	1.240
2nd	LTE Band 5	10M	QPSK	1	0	-	Bottom Face	0mm	Ant 0	DSI 1	20525	836.5	21.94	22.50	1.138	0.03	1.070	1.019	1.217
1st	FR1 n66	30M	QPSK	80	40	DFT-SCS-15KHz	Bottom Face	0mm	Ant 0	DSI 1	349000	1745	18.74	19.60	1.219	0.1	1.030	1	1.256
2nd	FR1 n66	30M	QPSK	80	40	DFT-SCS-15KHz	Bottom Face	0mm	Ant 0	DSI 1	349000	1745	18.74	19.60	1.219	0.05	1.010	1.020	1.231
1st	WCDMA II	-	-	-	-	RMC 12.2Kbps	Edge 4	0mm	Ant 0	DSI 1	9538	1907.6	15.93	16.80	1.222	-0.03	1.020	1	1.246
2nd	WCDMA II	-	-	-	-	RMC 12.2Kbps	Edge 4	0mm	Ant 0	DSI 1	9538	1907.6	15.93	16.80	1.222	0.06	1.000	1.020	1.222

Plot No.	Band	BW (MHz)	Modulation	RB Size	RB offset	Mode	Test Position	Gap (mm)	Antenna	Power State	Ch.	Freq. (MHz)	Average Power (dBm)	Tune-Up Limit (dBm)	Tune-up Scaling Factor	Power Drift (dB)	Measured 1g SAR (W/kg)	Ratio	Reported 1g SAR (W/kg)
1st	FR1 n41 HPUE	100M	QPSK	1	1	DFT-SCS-30KHz	Bottom Face	0mm	Ant 2	DSI 1	518598	2592.99	13.85	14.50	1.161	0.08	1.080	1	1.254
2nd	FR1 n41 HPUE	100M	QPSK	1	1	DFT-SCS-30KHz	Bottom Face	0mm	Ant 2	DSI 1	518598	2592.99	13.85	14.50	1.161	0.02	1.060	1.019	1.231
1st	FR1 n77 Part27Q	100M	QPSK	1	1	DFT-SCS-30KHz	Bottom Face	0mm	Ant 1	DSI 0	633334	3500.01	14.73	15.30	1.140	-0.01	1.080	1	1.231
2nd	FR1 n77 Part27Q	100M	QPSK	1	1	DFT-SCS-30KHz	Bottom Face	0mm	Ant 1	DSI 0	633334	3500.01	14.73	15.30	1.140	0.05	1.060	1.019	1.209
1st	FR1 n77 Part27O	100M	QPSK	135	69	DFT-SCS-30KHz	Bottom Face	0mm	Ant 5	DSI 0	656000	3840	19.56	20.20	1.159	-0.01	1.070	1	1.240
2nd	FR1 n77 Part27O	100M	QPSK	135	69	DFT-SCS-30KHz	Bottom Face	0mm	Ant 5	DSI 0	656000	3840	19.56	20.20	1.159	0.06	1.050	1.019	1.217

Plot No.	Band	Mode	Test Position	Gap (mm)	Antenna	Power Reduction	Ch.	Freq. (MHz)	Average Power (dBm)	Tune-Up Limit (dBm)	Tune-up Scaling Factor	Duty Cycle %	Duty Cycle Scaling Factor	Power Drift (dB)	Measured 1g SAR (W/kg)	Ratio	Reported 1g SAR (W/kg)
1st	WLAN2.4GHz	802.11b 1Mbps	Bottom Face	0mm	Ant 7	Reduced	1	2412	15.90	16.50	1.148	99.2	1.008	0.08	1.080	1	1.250
2nd	WLAN2.4GHz	802.11b 1Mbps	Bottom Face	0mm	Ant 7	Reduced	1	2412	15.90	16.50	1.148	99.2	1.008	0.02	1.060	1.019	1.227
1st	WLAN5.3GHz	802.11ac-VHT80 MCS0	Edge 1	0mm	Ant 7	Reduced	58	5290	13.30	14.00	1.175	93.2	1.073	-0.03	1.020	1	1.286
2nd	WLAN5.3GHz	802.11ac-VHT80 MCS0	Edge 1	0mm	Ant 7	Reduced	58	5290	13.30	14.00	1.175	93.2	1.073	0.08	1.000	1.020	1.261
1st	WLAN5.5GHz	802.11ac-VHT80 MCS0	Bottom Face	0mm	Ant 6	Reduced	122	5610	9.80	10.50	1.175	93.2	1.073	0.06	1.020	1	1.286
2nd	WLAN5.5GHz	802.11ac-VHT80 MCS0	Bottom Face	0mm	Ant 6	Reduced	122	5610	9.80	10.50	1.175	93.2	1.073	0.03	1.000	1.020	1.261
1st	WLAN5.8GHz	802.11ac-VHT80 MCS0	Bottom Face	0mm	Ant 6	Reduced	155	5775	8.60	9.50	1.230	93.2	1.073	-0.04	1.030	1	1.360
2nd	WLAN5.8GHz	802.11ac-VHT80 MCS0	Bottom Face	0mm	Ant 6	Reduced	155	5775	8.60	9.50	1.230	93.2	1.073	0.01	1.010	1.020	1.333

General Note:

1. Per KDB 865664 D01v01r04, for each frequency band, repeated SAR measurement is required only when the measured SAR is ≥0.8W/kg.
2. Per KDB 865664 D01v01r04, if the ratio among the repeated measurement is ≤ 1.2 and the measured SAR <1.45W/kg, only one repeated measurement is required.
3. The ratio is the difference in percentage between original and repeated *measured SAR*.
4. All measurement SAR result is scaled-up to account for tune-up tolerance and is compliant.

17. Simultaneous Transmission Analysis

No.	Transmission Configurations	Body
1.	WWAN + 2.4GHz WLAN	Yes
2.	WWAN + 5GHz WLAN	Yes
3.	WWAN + Bluetooth	Yes
4.	WWAN + NFC	Yes
5.	2.4GHz WLAN + NFC	Yes
6.	Bluetooth + 5GHz WLAN + NFC	Yes
7.	WWAN + Bluetooth + 5GHz WLAN	Yes
8.	WWAN + 2.4GHz WLAN + NFC	Yes
9.	WWAN + Bluetooth + 5GHz WLAN + NFC	Yes

General Note:

1. WWAN above includes 5G NR bands.
2. EUT will choose each GSM, WCDMA and LTE according to the network signal condition; therefore, they will not operate simultaneously at any moment.
3. EUT will choose either WLAN 2.4GHz or WLAN 5GHz according to the network signal condition; therefore, 2.4GHz WLAN and 5GHz WLAN will not operate simultaneously at any moment though they have independent antenna.
4. For EN-DC mode, Qualcomm Smart Transmit algorithm in WWAN adds directly the time-averaged RF exposure from 4G (LTE) and time-averaged RF exposure from 5G NR. Smart Transmit algorithm controls the total RF exposure from both 4G and 5G NR to not exceed SAR exposure limit. In this Report, simultaneous transmission compliance was evaluated individually with other Radios (WLAN or BT) using one of 4G or 5G NR.
5. WLAN 2.4GHz and Bluetooth share the same antenna so cannot transmit simultaneously.
6. According to the EUT character, WLAN 5GHz and Bluetooth can transmit simultaneously.
7. According to the EUT character, WLAN 2.4GHz/5GHz/Bluetooth and NFC can transmit simultaneously.
8. The reported SAR summation is calculated based on the same configuration and test position.
9. All licensed modes share the same antenna part and cannot transmit simultaneously.
10. For distance SAR co-located analysis, WWAN antenna always chose the worst SAR among each frequency range (750MHz/835MHz/1750MHz/1900MHz/ 2600MHz/3500MHz~3900MHz) within the selected antenna for each exposure position to perform simultaneous transmission analysis with WLAN/BT. This is the worst co-located analysis and can represent each bands.
11. For example, ant 0, divided several frequency range: 750MHz/835MHz/1750MHz/1900MHz/2600MHz/3500MHz/ 3900MHz. 1900MHz SAR we chose the worst SAR value base on SAR testing position among GSM1900 / WCDMA B2 / LTE B2 /5GNR n2.WWAN two antenna standalone SAR summed together and co-located with WLAN+BT is more conservatively than standalone SAR per WWAN antenna co-located with WLAN/BT.
12. Per KDB 447498 D01v06, simultaneous transmission SAR is compliant if,
    i) Scalar SAR summation < 1.6W/kg.
    ii) SPLSR = (SAR1 + SAR2)^1.5 / (min. separation distance, mm), and the peak separation distance is determined from the square root of [(x1-x2)2 + (y1-y2)2 + (z1-z2)2], where (x1, y1, z1) and (x2, y2, z2) are the coordinates of the extrapolated peak SAR locations in the zoom scan.
    iii) If SPLSR ≤ 0.04 for 1g SAR, simultaneously transmission SAR measurement is not necessary.
    iv) Simultaneously transmission SAR measurement, and the reported multi-band 1g SAR < 1.6W/kg.
    v) The SPLSR calculated results please refer to section 17.3.

17.1 5G NR + LTE + WLAN + BT Sim-Tx analysis

In 5G NR + LTE + WLAN + BT simultaneous transmission, 5G NR and LTE transmission are managed and controlled by Qualcomm® Smart Transmit, while the RF exposure from WLAN and BT radios is managed using legacy approach, i.e., through a fixed power back-off if needed.

Since WLAN and BT do not employ time-averaging, 1gSAR and 10gSAR measurement for WLAN and BT need to be conducted at their corresponding rated power following current FCC test procedures to determine reported SAR values.

Smart Transmit current implementation assumes hotspots from 5G NR and LTE are collocated. Therefore, for a total of 100% exposure margin, if LTE uses x%, then the exposure margin left for 5G NR is capped to (100-x)%. Thus, the compliance equation for LTE + 5G NR is

$$x\% * A + (100-x)\% * B \leq 1.0,$$

Where, A is normalized reported time-averaged SAR exposure ratio from LTE, and A ≤ 1.0; B is normalized reported time-averaged exposure ratio from 5G NR (i.e., PD exposure for 5G FR2 or SAR exposure for 5G FR1), and B ≤1.0.

Let C = normalized reported SAR exposure ratio from WLAN+BT, then for compliance,

$$x\% * A + (100-x)\% * B + C \leq 1.0 \qquad (1)$$

$$x\% * A + (100-x)\% * B \leq x\% * \max(A, B) + (100-x)\% * \max(A, B) \leq \max(A, B)$$

$$x\% * A + (100-x)\% * B + C \leq \max(A, B) + C \leq 1.0 \qquad (2)$$

if A + C ≤ 1.0 and B + C ≤ 1.0 can be proven, then “x% * A + (100-x)% * B + C ≤ 1.0”. Therefore simultaneous transmission analysis for 5G NR + LTE + WLAN + BT can be performed in two steps

Step 1: Prove total exposure ratio (TER) of LTE + WLAN + BT < 1
Step 2: Prove total exposure ratio (TER) of 5G NR + WLAN + BT < 1

17.2 Body Exposure Conditions

WWAN Band	Exposure Position	1	2	3	4	5	6	7	1+2+3+7	1+4+5+6+7	Case No
		WWAN	WLAN2.4GHz Ant 6	WLAN2.4GHz Ant 7	WLAN5GHz Ant 6	WLAN5GHz Ant 7	Bluetooth Ant 6	NFC Ant 9	Summed	Summed	
		1g SAR (W/kg)	1g SAR (W/kg)	1g SAR (W/kg)	1g SAR (W/kg)	1g SAR (W/kg)	1g SAR (W/kg)	1g SAR (W/kg)	1g SAR (W/kg)	1g SAR (W/kg)	
GSM850 Ant 0	Bottom Face	0.579	0.684	0.636	0.676	0.675	0.015	0.053	**1.95**	**2.00**	**1/2**
	Edge 1	0.274		0.439		0.675	0.002	0.012	0.73	0.96	
	Edge 2	0.084					0.002	0.002	0.09	0.09	
	Edge 3	0.049	0.377		0.500		0.003		0.43	0.55	
	Edge 4	1.059	0.192	0.092	1.290	0.107	0.002		1.34	**2.46**	**3**
GSM1900 Ant 0	Bottom Face	0.937	0.684	0.636	0.676	0.675	0.015	0.053	**2.31**	**2.36**	**4/5**
	Edge 1	0.240		0.439		0.675	0.002	0.012	0.69	0.93	
	Edge 2						0.002	0.002	0.00	0.00	
	Edge 3		0.377		0.500		0.003		0.38	0.50	
	Edge 4	0.612	0.192	0.092	1.290	0.107	0.002		0.90	**2.01**	**6**
WCDMA II Ant 0	Bottom Face	0.987	0.684	0.636	0.676	0.675	0.015	0.053	**2.36**	**2.41**	**7/8**
	Edge 1	0.238		0.439		0.675	0.002	0.012	0.69	0.93	
	Edge 2						0.002	0.002	0.00	0.00	
	Edge 3		0.377		0.500		0.003		0.38	0.50	
	Edge 4	0.602	0.192	0.092	1.290	0.107	0.002		0.89	**2.00**	**9**
WCDMA IV Ant 0	Bottom Face	0.631	0.684	0.636	0.676	0.675	0.015	0.053	**2.00**	**2.05**	**10/11**
	Edge 1	0.683		0.439		0.675	0.002	0.012	1.13	1.37	
	Edge 2						0.002	0.002	0.00	0.00	
	Edge 3		0.377		0.500		0.003		0.38	0.50	
	Edge 4	0.743	0.192	0.092	1.290	0.107	0.002		1.03	**2.14**	**12**
WCDMA V Ant 0	Bottom Face	0.740	0.684	0.636	0.676	0.675	0.015	0.053	**2.11**	**2.16**	**13/14**
	Edge 1	0.127		0.439		0.675	0.002	0.012	0.58	0.82	
	Edge 2						0.002	0.002	0.00	0.00	
	Edge 3		0.377		0.500		0.003		0.38	0.50	
	Edge 4	0.627	0.192	0.092	1.290	0.107	0.002		0.91	**2.03**	**15**
LTE Band 2 Ant 0	Bottom Face	0.987	0.684	0.636	0.676	0.675	0.015	0.053	**2.36**	**2.41**	**16/17**
	Edge 1	0.263		0.439		0.675	0.002	0.012	0.71	0.95	
	Edge 2						0.002	0.002	0.00	0.00	
	Edge 3		0.377		0.500		0.003		0.38	0.50	
	Edge 4	0.662	0.192	0.092	1.290	0.107	0.002		0.95	**2.06**	**18**
LTE Band 2 Ant 2	Bottom Face	1.237	0.684	0.636	0.676	0.675	0.015	0.053	**2.61**	**2.66**	**19/20**
	Edge 1			0.439		0.675	0.002	0.012	0.45	0.69	
	Edge 2						0.002	0.002	0.00	0.00	
	Edge 3		0.377		0.500		0.003		0.38	0.50	
	Edge 4	1.168	0.192	0.092	1.290	0.107	0.002		1.45	**2.57**	**21**
LTE Band 5 Ant 0	Bottom Face	0.580	0.684	0.636	0.676	0.675	0.015	0.053	**1.95**	**2.00**	**22/23**
	Edge 1	0.311		0.439		0.675	0.002	0.012	0.76	1.00	
	Edge 2						0.002	0.002	0.00	0.00	
	Edge 3		0.377		0.500		0.003		0.38	0.50	
	Edge 4	0.964	0.192	0.092	1.290	0.107	0.002		1.25	**2.36**	**24**
LTE Band 7 Ant 0	Bottom Face	0.647	0.684	0.636	0.676	0.675	0.015	0.053	**2.02**	**2.07**	**25/26**
	Edge 1	0.185		0.439		0.675	0.002	0.012	0.64	0.87	
	Edge 2						0.002	0.002	0.00	0.00	
	Edge 3		0.377		0.500		0.003		0.38	0.50	
	Edge 4	0.685	0.192	0.092	1.290	0.107	0.002		0.97	**2.08**	**27**
LTE Band 7 Ant 2	Bottom Face	1.245	0.684	0.636	0.676	0.675	0.015	0.053	**2.62**	**2.66**	**28/29**
	Edge 1			0.439		0.675	0.002	0.012	0.45	0.69	
	Edge 2						0.002	0.002	0.00	0.00	
	Edge 3		0.377		0.500		0.003		0.38	0.50	
	Edge 4	0.340	0.192	0.092	1.290	0.107	0.002		0.62	**1.74**	**30**

LTE Band 17 Ant 0	Bottom Face	0.520	0.684	0.636	0.676	0.675	0.015	0.053	**1.89**	**1.94**	**31/32**
	Edge 1	0.115		0.439		0.675	0.002	0.012	0.57	0.80	
	Edge 2						0.002	0.002	0.00	0.00	
	Edge 3		0.377		0.500		0.003		0.38	0.50	
	Edge 4	0.665	0.192	0.092	1.290	0.107	0.002		0.95	**2.06**	**33**
LTE Band 38 Ant 0	Bottom Face	0.714	0.684	0.636	0.676	0.675	0.015	0.053	**2.09**	**2.13**	**34/35**
	Edge 1	0.256		0.439		0.675	0.002	0.012	0.71	0.95	
	Edge 2						0.002	0.002	0.00	0.00	
	Edge 3		0.377		0.500		0.003		0.38	0.50	
	Edge 4	0.678	0.192	0.092	1.290	0.107	0.002		0.96	**2.08**	**36**
LTE Band 41 Ant 2	Bottom Face	1.254	0.684	0.636	0.676	0.675	0.015	0.053	**2.63**	**2.67**	**37/38**
	Edge 1			0.439		0.675	0.002	0.012	0.45	0.69	
	Edge 2						0.002	0.002	0.00	0.00	
	Edge 3		0.377		0.500		0.003		0.38	0.50	
	Edge 4	0.319	0.192	0.092	1.290	0.107	0.002		0.60	**1.72**	**39**
LTE Band 42 Ant 3	Bottom Face	1.253	0.684	0.636	0.676	0.675	0.015	0.053	**2.63**	**2.67**	**40/41**
	Edge 1			0.439		0.675	0.002	0.012	0.45	0.69	
	Edge 2						0.002	0.002	0.00	0.00	
	Edge 3		0.377		0.500		0.003		0.38	0.50	
	Edge 4	0.550	0.192	0.092	1.290	0.107	0.002		0.83	**1.95**	**42**
LTE Band 66 Ant 0	Bottom Face	0.595	0.684	0.636	0.676	0.675	0.015	0.053	**1.97**	**2.01**	**43/44**
	Edge 1	0.730		0.439		0.675	0.002	0.012	1.18	1.42	
	Edge 2						0.002	0.002	0.00	0.00	
	Edge 3		0.377		0.500		0.003		0.38	0.50	
	Edge 4	0.856	0.192	0.092	1.290	0.107	0.002		1.14	**2.26**	**45**
LTE Band 5 Ant 2	Bottom Face	1.120	0.684	0.636	0.676	0.675	0.015	0.053	**2.49**	**2.54**	**46/47**
	Edge 1			0.439		0.675	0.002	0.012	0.45	0.69	
	Edge 2						0.002	0.002	0.00	0.00	
	Edge 3	0.264	0.377		0.500		0.003		0.64	0.77	
	Edge 4	0.586	0.192	0.092	1.290	0.107	0.002		0.87	**1.99**	**48**

WWAN Band	Exposure Position	1	2	3	4	5	6	7	1+2+3+7	1+4+5+6+7	Case No
		WWAN	WLAN2.4 GHz Ant 6	WLAN2.4 GHz Ant 7	WLAN 5GHz Ant 6	WLAN5 GHz Ant 7	Bluetooth Ant 6	NFC Ant 9	Summed	Summed	
		1g SAR (W/kg)	1g SAR (W/kg)	1g SAR (W/kg)	1g SAR (W/kg)	1g SAR (W/kg)	1g SAR (W/kg)	1g SAR (W/kg)	1g SAR (W/kg)	1g SAR (W/kg)	
FR1 n2 Ant 0	Bottom Face	1.145	0.684	0.636	0.676	0.675	0.015	0.053	**2.52**	**2.56**	**1/2**
	Edge 1	0.352		0.439		0.675	0.002	0.012	0.80	1.04	
	Edge 2						0.002	0.002	0.00	0.00	
	Edge 3		0.377		0.500		0.003		0.38	0.50	
	Edge 4	0.688	0.192	0.092	1.290	0.107	0.002		0.97	**2.09**	**3**
FR1 n5 Ant 0	Bottom Face	0.684	0.684	0.636	0.676	0.675	0.015	0.053	**2.06**	**2.10**	**4/5**
	Edge 1	0.311		0.439		0.675	0.002	0.012	0.76	1.00	
	Edge 2						0.002	0.002	0.00	0.00	
	Edge 3		0.377		0.500		0.003		0.38	0.50	
	Edge 4	0.790	0.192	0.092	1.290	0.107	0.002		1.07	**2.19**	**6**
FR1 n7 Ant 0	Bottom Face	0.955	0.684	0.636	0.676	0.675	0.015	0.053	**2.33**	**2.37**	**7/8**
	Edge 1	0.131		0.439		0.675	0.002	0.012	0.58	0.82	
	Edge 2						0.002	0.002	0.00	0.00	
	Edge 3		0.377		0.500		0.003		0.38	0.50	
	Edge 4	0.687	0.192	0.092	1.290	0.107	0.002		0.97	**2.09**	**9**
FR1 n7 Ant 2	Bottom Face	1.243	0.684	0.636	0.676	0.675	0.015	0.053	**2.62**	**2.66**	**10/11**
	Edge 1			0.439		0.675	0.002	0.012	0.45	0.69	
	Edge 2						0.002	0.002	0.00	0.00	
	Edge 3		0.377		0.500		0.003		0.38	0.50	
	Edge 4	0.339	0.192	0.092	1.290	0.107	0.002		0.62	**1.74**	**12**
FR1 n38 Ant 0	Bottom Face	0.872	0.684	0.636	0.676	0.675	0.015	0.053	**2.25**	**2.29**	**13/14**

	Edge 1	0.156		0.439		0.675	0.002	0.012	0.61	0.85	
	Edge 2						0.002	0.002	0.00	0.00	
	Edge 3		0.377		0.500		0.003		0.38	0.50	
	Edge 4	0.675	0.192	0.092	1.290	0.107	0.002		0.96	**2.07**	**15**
FR1 n41 HPUE Ant 2	Bottom Face	1.254	0.684	0.636	0.676	0.675	0.015	0.053	**2.63**	**2.67**	**16/17**
	Edge 1			0.439		0.675	0.002	0.012	0.45	0.69	
	Edge 2						0.002	0.002	0.00	0.00	
	Edge 3		0.377		0.500		0.003		0.38	0.50	
	Edge 4	0.441	0.192	0.092	1.290	0.107	0.002		0.73	**1.84**	**18**
FR1 n41 Ant 1	Bottom Face	1.231	0.684	0.636	0.676	0.675	0.015	0.053	**2.60**	**2.65**	**19/20**
	Edge 1			0.439		0.675	0.002	0.012	0.45	0.69	
	Edge 2	0.495					0.002	0.002	0.50	0.50	
	Edge 3		0.377		0.500		0.003		0.38	0.50	
	Edge 4		0.192	0.092	1.290	0.107	0.002		0.28	1.40	
FR1 n41 Ant 4	Bottom Face	1.253	0.684	0.636	0.676	0.675	0.015	0.053	**2.63**	**2.67**	**21/22**
	Edge 1			0.439		0.675	0.002	0.012	0.45	0.69	
	Edge 2	0.054					0.002	0.002	0.06	0.06	
	Edge 3	0.550	0.377		0.500		0.003		0.93	1.05	
	Edge 4		0.192	0.092	1.290	0.107	0.002		0.28	1.40	
FR1 n41 Ant 5	Bottom Face	0.682	0.684	0.636	0.676	0.675	0.015	0.053	**2.06**	**2.10**	**23/24**
	Edge 1			0.439		0.675	0.002	0.012	0.45	0.69	
	Edge 2						0.002	0.002	0.00	0.00	
	Edge 3	0.558	0.377		0.500		0.003		0.94	1.06	
	Edge 4		0.192	0.092	1.290	0.107	0.002		0.28	1.40	
FR1 n66 Ant 0	Bottom Face	0.680	0.684	0.636	0.676	0.675	0.015	0.053	**2.05**	**2.10**	**25/26**
	Edge 1	0.423		0.439		0.675	0.002	0.012	0.87	1.11	
	Edge 2						0.002	0.002	0.00	0.00	
	Edge 3		0.377		0.500		0.003		0.38	0.50	
	Edge 4	0.720	0.192	0.092	1.290	0.107	0.002		1.00	**2.12**	**27**
FR1 n77 Part27O Ant 1	Bottom Face	0.500	0.684	0.636	0.676	0.675	0.015	0.053	**1.87**	**1.92**	**28/29**
	Edge 1			0.439		0.675	0.002	0.012	0.45	0.69	
	Edge 2	0.510					0.002	0.002	0.51	0.51	
	Edge 3		0.377		0.500		0.003		0.38	0.50	
	Edge 4		0.192	0.092	1.290	0.107	0.002		0.28	1.40	
FR1 n77 Part27Q Ant 1	Bottom Face	1.231	0.684	0.636	0.676	0.675	0.015	0.053	**2.60**	**2.65**	**30/31**
	Edge 1			0.439		0.675	0.002	0.012	0.45	0.69	
	Edge 2	0.650					0.002	0.002	0.65	0.65	
	Edge 3		0.377		0.500		0.003		0.38	0.50	
	Edge 4		0.192	0.092	1.290	0.107	0.002		0.28	1.40	
FR1 n77 Part27O Ant 3	Bottom Face	1.036	0.684	0.636	0.676	0.675	0.015	0.053	**2.41**	**2.46**	**32/33**
	Edge 1			0.439		0.675	0.002	0.012	0.45	0.69	
	Edge 2						0.002	0.002	0.00	0.00	
	Edge 3		0.377		0.500		0.003		0.38	0.50	
	Edge 4	1.221	0.192	0.092	1.290	0.107	0.002		**1.51**	**2.62**	**34**
FR1 n77 Part27Q Ant 3	Bottom Face	1.236	0.684	0.636	0.676	0.675	0.015	0.053	**2.61**	**2.66**	**35/36**
	Edge 1			0.439		0.675	0.002	0.012	0.45	0.69	
	Edge 2						0.002	0.002	0.00	0.00	
	Edge 3		0.377		0.500		0.003		0.38	0.50	
	Edge 4	0.856	0.192	0.092	1.290	0.107	0.002		1.14	**2.26**	**37**
FR1 n77 Part27O Ant 4	Bottom Face	0.777	0.684	0.636	0.676	0.675	0.015	0.053	**2.15**	**2.20**	**38/39**
	Edge 1			0.439		0.675	0.002	0.012	0.45	0.69	
	Edge 2	0.154					0.002	0.002	0.16	0.16	
	Edge 3	1.258	0.377		0.500		0.003		**1.64**	**1.76**	**40/41**
	Edge 4		0.192	0.092	1.290	0.107	0.002		0.28	1.40	
FR1 n77 Part27Q Ant 4	Bottom Face	0.826	0.684	0.636	0.676	0.675	0.015	0.053	**2.20**	**2.25**	**42/43**
	Edge 1			0.439		0.675	0.002	0.012	0.45	0.69	

	Edge 2	0.014					0.002	0.002	0.02	0.02	
	Edge 3	0.232	0.377		0.500		0.003		0.61	0.74	
	Edge 4		0.192	0.092	1.290	0.107	0.002		0.28	1.40	
FR1 n77 Part27O Ant 5	Bottom Face	0.681	0.684	0.636	0.676	0.675	0.015	0.053	**2.05**	**2.10**	**44/45**
	Edge 1			0.439		0.675	0.002	0.012	0.45	0.69	
	Edge 2						0.002	0.002	0.00	0.00	
	Edge 3	0.709	0.377		0.500		0.003		1.09	1.21	
	Edge 4		0.192	0.092	1.290	0.107	0.002		0.28	1.40	
FR1 n77 Part27Q Ant 5	Bottom Face	0.683	0.684	0.636	0.676	0.675	0.015	0.053	**2.06**	**2.10**	**47/48**
	Edge 1			0.439		0.675	0.002	0.012	0.45	0.69	
	Edge 2						0.002	0.002	0.00	0.00	
	Edge 3	0.384	0.377		0.500		0.003		0.76	0.89	
	Edge 4		0.192	0.092	1.290	0.107	0.002		0.28	1.40	

Sensor Off <n-1>

WWAN Band	Exposure Position	1	2	3	4	5	6	7	1+2+3+7	1+4+5+6+7
		WWAN	WLAN2.4GHz Ant 6	WLAN2.4GHz Ant 7	WLAN5GHz Ant 6	WLAN5GHz Ant 7	Bluetooth Ant 6	NFC Ant 9	Summed	Summed
		1g SAR (W/kg)	1g SAR (W/kg)	1g SAR (W/kg)	1g SAR (W/kg)	1g SAR (W/kg)	1g SAR (W/kg)	1g SAR (W/kg)	1g SAR (W/kg)	1g SAR (W/kg)
750MHz Ant 0	Bottom Face at 15mm	0.074	0.115	0.145	0.156	0.126	0.015	0.053	0.39	0.42
	Edge 1 at 2mm	0.353		0.274		0.273	0.002	0.053	0.68	0.68
	Edge 4 at 17mm	0.063	0.048	0.001	0.623	0.002	0.002	0.053	0.17	0.74
835MHz Ant 0	Bottom Face at 15mm	0.332	0.115	0.145	0.156	0.126	0.015	0.053	0.65	0.68
	Edge 1 at 2mm	0.636		0.274		0.273	0.002	0.053	0.96	0.96
	Edge 4 at 17mm	0.109	0.048	0.001	0.623	0.002	0.002	0.053	0.21	0.79
1750MHz Ant 0	Bottom Face at 15mm	0.556	0.115	0.145	0.156	0.126	0.015	0.053	0.87	0.91
	Edge 1 at 2mm	0.663		0.274		0.273	0.002	0.053	0.99	0.99
	Edge 4 at 17mm	0.256	0.048	0.001	0.623	0.002	0.002	0.053	0.36	0.94
1900MHz Ant 0	Bottom Face at 15mm	0.562	0.115	0.145	0.156	0.126	0.015	0.053	0.88	0.91
	Edge 1 at 2mm	0.663		0.274		0.273	0.002	0.053	0.99	0.99
	Edge 4 at 17mm	0.306	0.048	0.001	0.623	0.002	0.002	0.053	0.41	0.99
1900MHz Ant 2	Bottom Face at 14mm	0.745	0.140	0.155	0.180	0.153	0.015	0.053	1.09	1.15
	Edge 4 at 19mm	0.384	0.001	0.001	0.611	0.002	0.002	0.053	0.44	1.05
2600MHz Ant 0	Bottom Face at 15mm	0.678	0.115	0.145	0.156	0.126	0.015	0.053	0.99	1.03
	Edge 1 at 2mm	0.639		0.274		0.273	0.002	0.053	0.97	0.97
	Edge 4 at 17mm	0.739	0.048	0.001	0.623	0.002	0.002	0.053	0.84	1.42
2600MHz Ant 2	Bottom Face at 14mm	1.163	0.140	0.155	0.180	0.153	0.015	0.053	1.51	1.56
	Edge 4 at 19mm	0.431	0.001	0.001	0.611	0.002	0.002	0.053	0.49	1.10
3500MHz-3900MHz Ant 3	Bottom Face at 15mm	0.986	0.115	0.145	0.156	0.126	0.015	0.053	1.30	1.34
	Edge 4 at 17mm	0.835	0.048	0.001	0.623	0.002	0.002	0.053	0.94	1.52
835MHz Ant 2	Bottom Face at 14mm	0.316	0.140	0.155	0.180	0.153	0.015	0.053	0.66	0.72
	Edge 4 at 19mm	0.197	0.001	0.001	0.611	0.002	0.002	0.053	0.25	0.87

WWAN Band	Exposure Position	1	2	3	4	5	6	7	1+2+3+7	1+4+5+6+7
		WWAN	WLAN2.4GHz Ant 6	WLAN2.4GHz Ant 7	WLAN5GHz Ant 6	WLAN5GHz Ant 7	Bluetooth Ant 6	NFC Ant 9	Summed	Summed
		1g SAR (W/kg)	1g SAR (W/kg)	1g SAR (W/kg)	1g SAR (W/kg)	1g SAR (W/kg)	1g SAR (W/kg)	1g SAR (W/kg)	1g SAR (W/kg)	1g SAR (W/kg)
750MHz Ant 0	Bottom Face at 17mm	0.056	0.184	0.110	0.689	0.113	0.015	0.053	0.31	0.93
	Edge 4 at 15mm	0.118	0.086	0.025	0.790	0.002	0.002	0.053	0.20	0.97
835MHz Ant 0	Bottom Face at 17mm	0.299	0.184	0.110	0.689	0.113	0.015	0.053	0.65	1.17
	Edge 4 at 15mm	0.146	0.086	0.025	0.790	0.002	0.002	0.053	0.31	0.99
1750MHz Ant 0	Bottom Face at 17mm	0.353	0.184	0.110	0.689	0.113	0.015	0.053	0.70	1.22
	Edge 4 at 15mm	0.119	0.086	0.025	0.790	0.002	0.002	0.053	0.28	0.97
1900MHz Ant 0	Bottom Face at 17mm	0.571	0.184	0.110	0.689	0.113	0.015	0.053	0.92	1.44
	Edge 4 at 15mm	0.113	0.086	0.025	0.790	0.002	0.002	0.053	0.28	0.96
1900MHz Ant 2	Bottom Face at 17mm	0.600	0.184	0.110	0.689	0.113	0.015	0.053	0.95	1.47
	Edge 4 at 15mm	0.255	0.086	0.025	0.790	0.002	0.002	0.053	0.42	1.10
2600MHz Ant 0	Bottom Face at 17mm	0.480	0.184	0.110	0.689	0.113	0.015	0.053	0.83	1.35
	Edge 4 at 15mm	0.215	0.086	0.025	0.790	0.002	0.002	0.053	0.38	1.06
2600MHz Ant 2	Bottom Face at 17mm	0.712	0.184	0.110	0.689	0.113	0.015	0.053	1.06	1.58
	Edge 4 at 15mm	0.128	0.086	0.025	0.790	0.002	0.002	0.053	0.29	0.98
3500MHz-3900MHz Ant 3	Bottom Face at 17mm	0.706	0.184	0.110	0.689	0.113	0.015	0.053	1.05	1.58
	Edge 4 at 15mm	0.196	0.086	0.025	0.790	0.002	0.002	0.053	0.36	1.04
835MHz Ant 2	Bottom Face at 17mm	0.326	0.184	0.110	0.689	0.113	0.015	0.053	0.67	1.20
	Edge 4 at 15mm	0.205	0.086	0.025	0.790	0.002	0.002	0.053	0.37	1.05

WWAN Band	Exposure Position	1	2	3	4	5	6	7	1+2+3+7	1+4+5+6+7
		WWAN	WLAN2.4GHz Ant 6	WLAN2.4GHz Ant 7	WLAN5GHz Ant 6	WLAN5GHz Ant 7	Bluetooth Ant 6	NFC Ant 9	Summed	Summed
		1g SAR (W/kg)	1g SAR (W/kg)	1g SAR (W/kg)	1g SAR (W/kg)	1g SAR (W/kg)	1g SAR (W/kg)	1g SAR (W/kg)	1g SAR (W/kg)	1g SAR (W/kg)
750MHz Ant 0	Bottom Face at 18mm	0.034	0.169	0.271	0.508	0.521	0.015	0.053	0.53	1.13
	Edge 1 at 14mm	0.066		0.392		0.611	0.002	0.053	0.51	0.73
835MHz Ant 0	Bottom Face at 18mm	0.296	0.169	0.271	0.508	0.521	0.015	0.053	0.79	1.39
	Edge 1 at 14mm	0.126		0.392		0.611	0.002	0.053	0.57	0.79
1750MHz Ant 0	Bottom Face at 18mm	0.359	0.169	0.271	0.508	0.521	0.015	0.053	0.85	1.46
	Edge 1 at 14mm	0.120		0.392		0.611	0.002	0.053	0.57	0.79
1900MHz Ant 0	Bottom Face at 18mm	0.438	0.169	0.271	0.508	0.521	0.015	0.053	0.93	1.54
	Edge 1 at 14mm	0.140		0.392		0.611	0.002	0.053	0.59	0.81
1900MHz Ant 2	Bottom Face at 18mm	0.433	0.169	0.271	0.508	0.521	0.015	0.053	0.93	1.53
	Edge 1 at 14mm			0.392		0.611	0.002	0.053	0.45	0.67
2600MHz Ant 0	Bottom Face at 18mm	0.408	0.169	0.271	0.508	0.521	0.015	0.053	0.90	1.51
	Edge 1 at 14mm	0.121		0.392		0.611	0.002	0.053	0.57	0.79
2600MHz Ant 2	Bottom Face at 18mm	0.480	0.169	0.271	0.508	0.521	0.015	0.053	0.97	1.58
	Edge 1 at 14mm			0.392		0.611	0.002	0.053	0.45	0.67
3500MHz-3900MHz Ant 3	Bottom Face at 18mm	0.496	0.169	0.271	0.508	0.521	0.015	0.053	0.99	1.59
	Edge 1 at 14mm			0.392		0.611	0.002	0.053	0.45	0.67
835MHz Ant 2	Bottom Face at 18mm	0.304	0.169	0.271	0.508	0.521	0.015	0.053	0.80	1.40
	Edge 1 at 14mm			0.392		0.611	0.002	0.053	0.45	0.67

17.3 SPLSR Evaluation and Analysis

General Note:

1. When standalone SAR is measured for both antennas in the pair, the peak location separation distance is computed by the square root of [(x1−x2)2 + (y1−y2)2 + (z1−z2)2], where (x1, y1, z1) and (x2, y2, z2) are the coordinates in the area scans or extrapolated peak SAR locations in the zoom scans, as appropriate.
2. SPLSR = (SAR1 + SAR2)1.5 / (min. separation distance, mm). If SPLSR ≤ 0.04 for 1g SAR, simultaneously transmission SAR measurement is not necessary.

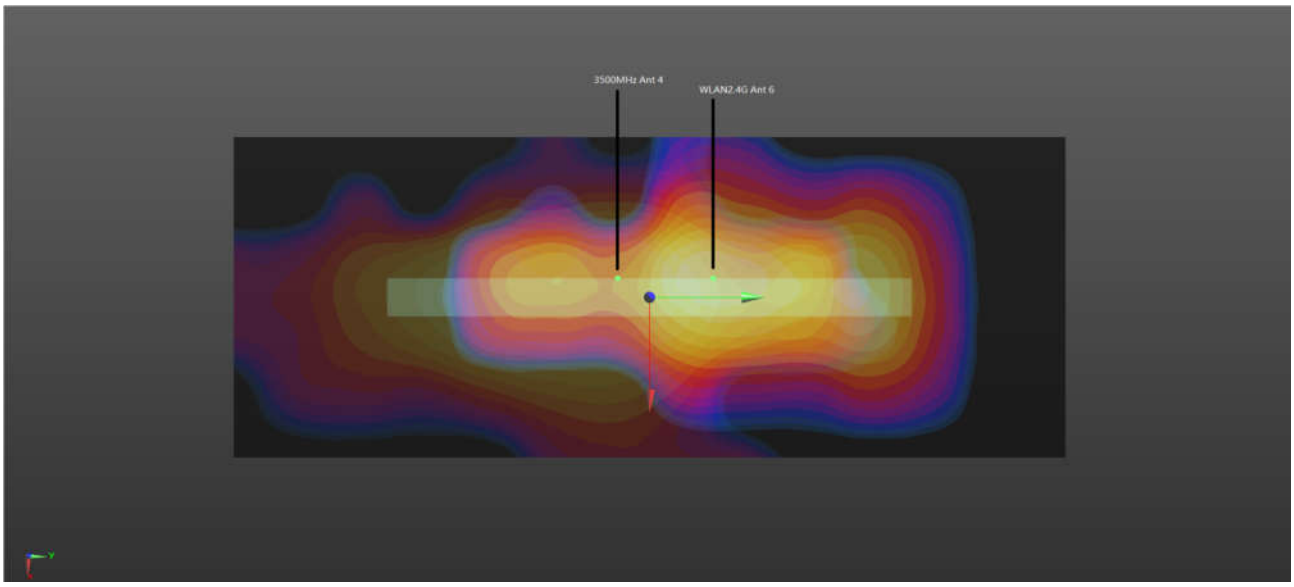

WWAN+WLAN2.4G Ant6_Edge 3 0mm

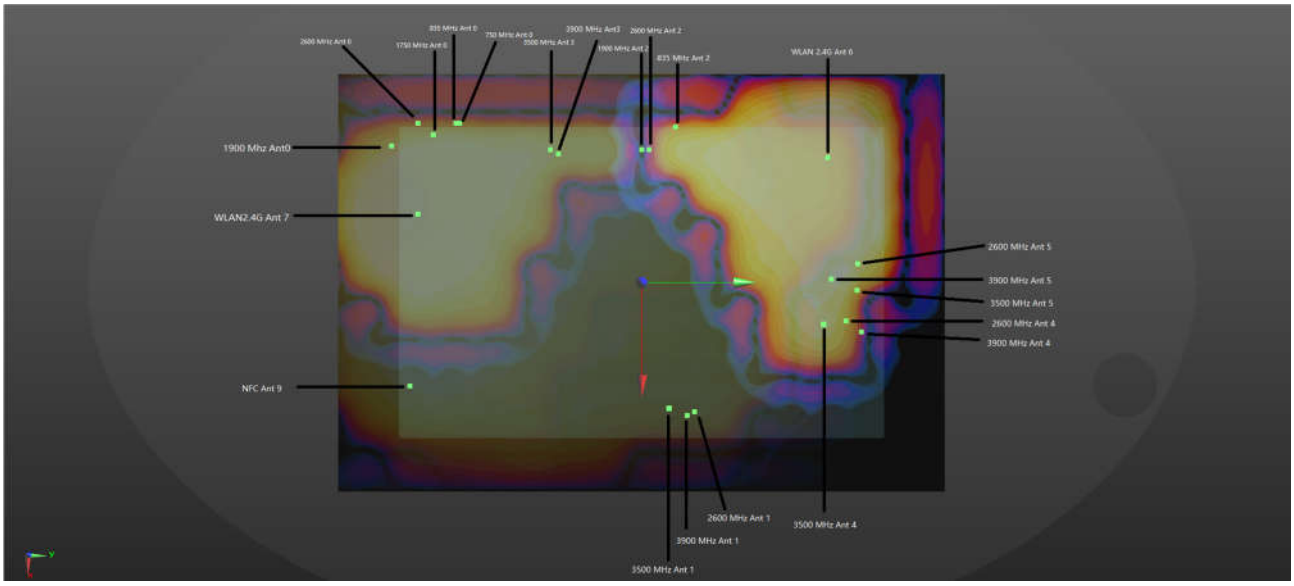

WWAN+WLAN2.4G Ant6+WLAN2.4G Ant7+NFC_Bottom Face 0mm

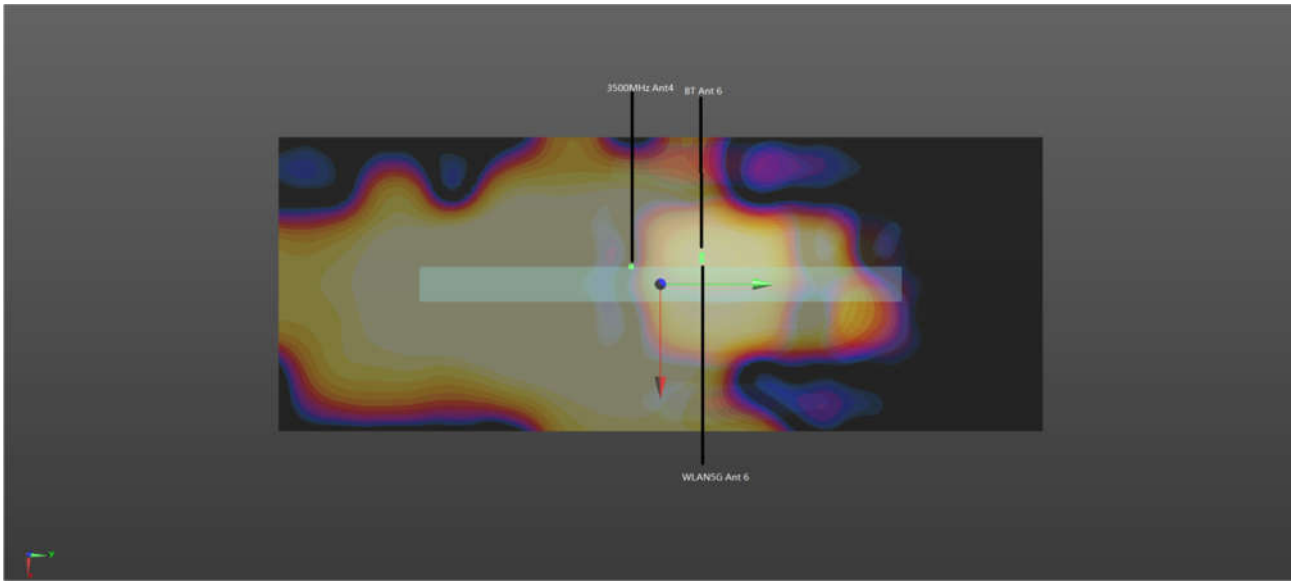

WWAN+WLAN5G Ant6+BT_Edge 3 0mm



WWAN+WLAN5G Ant6+WLAN5G Ant7+BT_Edge 4 0mm

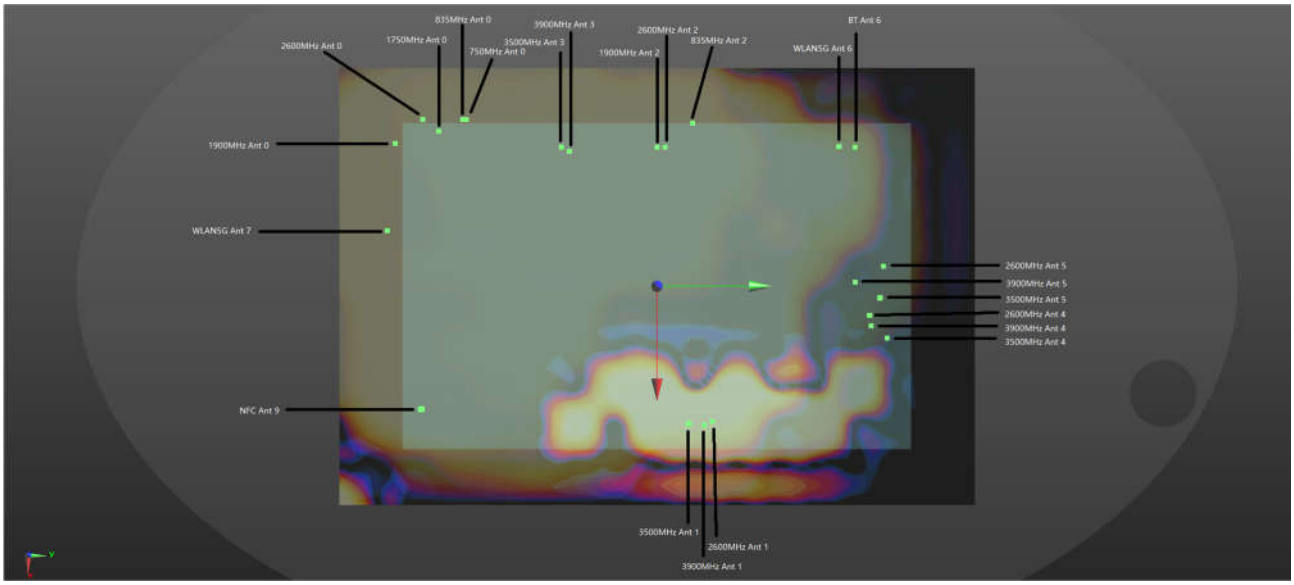

WWAN+WLAN5G Ant6+WLAN5G Ant7+NFC+BT_Bottom Face 0mm

	Band	Position	SAR (W/kg)	Gap (mm)	SAR peak location (mm) X	Y	Z	3D distance (mm)	Summed SAR (W/kg)	SPLSR Results	Simultaneous SAR
Case 1	GSM850 Ant 0	Bottom Face	0.579	0	-60.3	-92.3	0.36	194.7	1.90	0.01	Not required
	WLAN2.4GHz Ant 7		0.636	0	-39	-122.6	0.4				
	WLAN2.4GHz Ant 6		0.684	0	-75.8	101.8	0.23				
	GSM850 Ant 0	Bottom Face	0.579	0	-60.3	-92.3	0.36	89.2	1.27	0.02	Not required
	WLAN2.4GHz Ant 7		0.636	0	-39	-122.6	0.4				
	NFC Ant 9		0.053	0	43.6	-89	0.51				
	WLAN2.4GHz Ant 6	Bottom Face	0.684	0	-75.8	101.8	0.23	225.1	0.74	0.00	Not required
	NFC Ant 9		0.053	0	43.6	-89	0.51				

	Band	Position	SAR (W/kg)	Gap (mm)	SAR peak location (mm) X	Y	Z	3D distance (mm)	Summed SAR (W/kg)	SPLSR Results	Simultaneous SAR
Case 2	GSM850 Ant 0	Bottom Face	0.579	0	-85.5	-95.5	0.06	198.5	1.27	0.01	Not required
	WLAN5GHz Ant 6		0.676	0	-72	104	0.64				
	Bluetooth Ant 6		0.015	0	-77.4	102.8	0.62				
	GSM850 Ant 0	Bottom Face	0.579	0	-85.5	-95.5	0.06	69.3	1.25	0.02	Not required
	WLAN5GHz Ant 7		0.675	0	-21	-120.8	0.39				
	GSM850 Ant 0	Bottom Face	0.579	0	-85.5	-95.5	0.06	129.3	0.63	0.00	Not required
	NFC Ant 9		0.053	0	43.6	-89	0.51				
	WLAN5GHz Ant 6	Bottom Face	0.676	0	-72	104	0.64	230.5	1.37	0.01	Not required
	Bluetooth Ant 6		0.015	0	-77.4	102.8	0.62				
	WLAN5GHz Ant 7		0.675	0	-21	-120.8	0.39				
	WLAN5GHz Ant 6	Bottom Face	0.676	0	-72	104	0.64	225.0	0.74	0.00	Not required
	Bluetooth Ant 6		0.015	0	-77.4	102.8	0.62				
	NFC Ant 9		0.053	0	43.6	-89	0.51				
	WLAN5GHz Ant 7	Bottom Face	0.675	0	-21	-120.8	0.39	72.0	0.73	0.01	Not required
	NFC Ant 9		0.053	0	43.6	-89	0.51				

	Band	Position	SAR (W/kg)	Gap (mm)	SAR peak location (mm) X	Y	Z	3D distance (mm)	Summed SAR (W/kg)	SPLSR Results	Simultaneous SAR
Case 3	GSM850 Ant 0	Edge 4	1.059	0	-3.1	60.1	1.24	157.0	2.35	0.02	Not required
	Bluetooth Ant 6		0.002	0	-20	-96	0.33				
	WLAN5GHz Ant 6		1.29	0	-20	-96	0.55				

	GSM850 Ant 0	Edge 4	1.059	0	-3.1	60.1	1.24	46.9	1.17	0.03	Not required
	WLAN5GHz Ant 7		0.107	0	-2.6	107	0.43				
	WLAN5GHz Ant 6	Edge 4	1.29	0	-20	-96	0.55	203.7	1.40	0.01	Not required
	Bluetooth Ant 6		0.002	0	-20	-96	0.33				
	WLAN5GHz Ant 7		0.107	0	-2.6	107	0.43				

	Band	Position	SAR (W/kg)	Gap	SAR peak location (mm)			3D distance (mm)	Summed SAR (W/kg)	SPLSR Results	Simultaneous SAR
				(mm)	X	Y	Z				
Case 4	GSM1900 Ant 0	Bottom Face	0.937	0	-78	-107	0.03	208.8	2.26	0.02	Not required
	WLAN2.4GHz Ant 7		0.636	0	-39	-122.6	0.4				
	WLAN2.4GHz Ant 6		0.684	0	-75.8	101.8	0.23				
	GSM1900 Ant 0	Bottom Face	0.937	0	-78	-107	0.03	89.2	1.63	0.02	Not required
	WLAN2.4GHz Ant 7		0.636	0	-39	-122.6	0.4				
	NFC Ant 9		0.053	0	43.6	-89	0.51				
	WLAN2.4GHz Ant 6	Bottom Face	0.684	0	-75.8	101.8	0.23	225.1	0.74	0.00	Not required
	NFC Ant 9		0.053	0	43.6	-89	0.51				

	Band	Position	SAR (W/kg)	Gap	SAR peak location (mm)			3D distance (mm)	Summed SAR (W/kg)	SPLSR Results	Simultaneous SAR
				(mm)	X	Y	Z				
Case 5	GSM1900 Ant 0	Bottom Face	0.937	0	-78	-107	0.03	209.8	1.63	0.01	Not required
	WLAN5GHz Ant 6		0.676	0	-72	104	0.64				
	Bluetooth Ant 6		0.015	0	-77.4	102.8	0.62				
	GSM1900 Ant 0	Bottom Face	0.937	0	-78	-107	0.03	58.6	1.61	0.03	Not required
	WLAN5GHz Ant 7		0.675	0	-21	-120.8	0.39				
	GSM1900 Ant 0	Bottom Face	0.937	0	-78	-107	0.03	122.9	0.99	0.01	Not required
	NFC Ant 9		0.053	0	43.6	-89	0.51				
	WLAN5GHz Ant 6	Bottom Face	0.676	0	-72	104	0.64	230.5	1.37	0.01	Not required
	Bluetooth Ant 6		0.015	0	-77.4	102.8	0.62				
	WLAN5GHz Ant 7		0.675	0	-21	-120.8	0.39				
	WLAN5GHz Ant 6	Bottom Face	0.676	0	-72	104	0.64	225.0	0.74	0.00	Not required
	Bluetooth Ant 6		0.015	0	-77.4	102.8	0.62				
	NFC Ant 9		0.053	0	43.6	-89	0.51				
	WLAN5GHz Ant 7	Bottom Face	0.675	0	-21	-120.8	0.39	72.0	0.73	0.01	Not required
	NFC Ant 9		0.053	0	43.6	-89	0.51				

	Band	Position	SAR (W/kg)	Gap	SAR peak location (mm)			3D distance (mm)	Summed SAR (W/kg)	SPLSR Results	Simultaneous SAR
				(mm)	X	Y	Z				
Case 6	GSM1900 Ant 0	Edge 4	0.612	0	-8.8	45.7	0.58	142.1	1.90	0.02	Not required
	Bluetooth Ant 6		0.002	0	-20	-96	0.33				
	WLAN5GHz Ant 6		1.29	0	-20	-96	0.55				
	GSM1900 Ant 0	Edge 4	0.612	0	-8.8	45.7	0.58	61.6	0.72	0.01	Not required
	WLAN5GHz Ant 7		0.107	0	-2.6	107	0.43				
	WLAN5GHz Ant 6	Edge 4	1.29	0	-20	-96	0.55	203.7	1.40	0.01	Not required
	Bluetooth Ant 6		0.002	0	-20	-96	0.33				
	WLAN5GHz Ant 7		0.107	0	-2.6	107	0.43				

	Band	Position	SAR (W/kg)	Gap	SAR peak location (mm)			3D distance (mm)	Summed SAR (W/kg)	SPLSR Results	Simultaneous SAR
				(mm)	X	Y	Z				
Case 7	WCDMA II Ant 0	Bottom Face	0.987	0	-78	-97	0.04	198.8	2.31	0.02	Not required
	WLAN2.4GHz Ant 7		0.636	0	-39	-122.6	0.4				
	WLAN2.4GHz Ant 6		0.684	0	-75.8	101.8	0.23				
	WCDMA II Ant 0	Bottom Face	0.987	0	-78	-97	0.04	89.2	1.68	0.02	Not required
	WLAN2.4GHz Ant 7		0.636	0	-39	-122.6	0.4				
	NFC Ant 9		0.053	0	43.6	-89	0.51				
	WLAN2.4GHz Ant 6	Bottom Face	0.684	0	-75.8	101.8	0.23	225.1	0.74	0.00	Not required
	NFC Ant 9		0.053	0	43.6	-89	0.51				

	Band	Position	SAR (W/kg)	Gap (mm)	SAR peak location (mm) X	Y	Z	3D distance (mm)	Summed SAR (W/kg)	SPLSR Results	Simultaneous SAR
Case 8	WCDMA II Ant 0	Bottom Face	0.987	0	-78	-97	0.04	199.8	1.68	0.01	Not required
	WLAN5GHz Ant 6		0.676	0	-72	104	0.64				
	Bluetooth Ant 6		0.015	0	-77.4	102.8	0.62				
	WCDMA II Ant 0	Bottom Face	0.987	0	-78	-97	0.04	61.8	1.66	0.03	Not required
	WLAN5GHz Ant 7		0.675	0	-21	-120.8	0.39				
	WCDMA II Ant 0	Bottom Face	0.987	0	-78	-97	0.04	121.9	1.04	0.01	Not required
	NFC Ant 9		0.053	0	43.6	-89	0.51				
	WLAN5GHz Ant 6	Bottom Face	0.676	0	-72	104	0.64	230.5	1.37	0.01	Not required
	Bluetooth Ant 6		0.015	0	-77.4	102.8	0.62				
	WLAN5GHz Ant 7		0.675	0	-21	-120.8	0.39				
	WLAN5GHz Ant 6	Bottom Face	0.676	0	-72	104	0.64	225.0	0.74	0.00	Not required
	Bluetooth Ant 6		0.015	0	-77.4	102.8	0.62				
	NFC Ant 9		0.053	0	43.6	-89	0.51				
	WLAN5GHz Ant 7	Bottom Face	0.675	0	-21	-120.8	0.39	72.0	0.73	0.01	Not required
	NFC Ant 9		0.053	0	43.6	-89	0.51				

	Band	Position	SAR (W/kg)	Gap (mm)	SAR peak location (mm) X	Y	Z	3D distance (mm)	Summed SAR (W/kg)	SPLSR Results	Simultaneous SAR
Case 9	WCDMA II Ant 0	Edge 4	0.602	0	0.1	36	0.44	133.5	1.89	0.02	Not required
	Bluetooth Ant 6		0.002	0	-20	-96	0.33				
	WLAN5GHz Ant 6		1.29	0	-20	-96	0.55				
	WCDMA II Ant 0	Edge 4	0.602	0	0.1	36	0.44	71.1	0.71	0.01	Not required
	WLAN5GHz Ant 7		0.107	0	-2.6	107	0.43				
	WLAN5GHz Ant 6	Edge 4	1.29	0	-20	-96	0.55	203.7	1.40	0.01	Not required
	Bluetooth Ant 6		0.002	0	-20	-96	0.33				
	WLAN5GHz Ant 7		0.107	0	-2.6	107	0.43				

	Band	Position	SAR (W/kg)	Gap (mm)	SAR peak location (mm) X	Y	Z	3D distance (mm)	Summed SAR (W/kg)	SPLSR Results	Simultaneous SAR
Case 10	WCDMA IV Ant 0	Bottom Face	0.631	0	-75.2	-109.5	0.1	211.3	1.95	0.01	Not required
	WLAN2.4GHz Ant 7		0.636	0	-39	-122.6	0.4				
	WLAN2.4GHz Ant 6		0.684	0	-75.8	101.8	0.23				
	WCDMA IV Ant 0	Bottom Face	0.631	0	-75.2	-109.5	0.1	89.2	1.32	0.02	Not required
	WLAN2.4GHz Ant 7		0.636	0	-39	-122.6	0.4				
	NFC Ant 9		0.053	0	43.6	-89	0.51				
	WLAN2.4GHz Ant 6	Bottom Face	0.684	0	-75.8	101.8	0.23	225.1	0.74	0.00	Not required
	NFC Ant 9		0.053	0	43.6	-89	0.51				

	Band	Position	SAR (W/kg)	Gap (mm)	SAR peak location (mm) X	Y	Z	3D distance (mm)	Summed SAR (W/kg)	SPLSR Results	Simultaneous SAR
Case 11	WCDMA IV Ant 0	Bottom Face	0.631	0	-75.2	-109.5	0.1	212.3	1.32	0.01	Not required
	WLAN5GHz Ant 6		0.676	0	-72	104	0.64				
	Bluetooth Ant 6		0.015	0	-77.4	102.8	0.62				
	WCDMA IV Ant 0	Bottom Face	0.631	0	-75.2	-109.5	0.1	55.4	1.31	0.03	Not required
	WLAN5GHz Ant 7		0.675	0	-21	-120.8	0.39				
	WCDMA IV Ant 0	Bottom Face	0.631	0	-75.2	-109.5	0.1	120.6	0.68	0.00	Not required
	NFC Ant 9		0.053	0	43.6	-89	0.51				
	WLAN5GHz Ant 6	Bottom Face	0.676	0	-72	104	0.64	230.5	1.37	0.01	Not required
	Bluetooth Ant 6		0.015	0	-77.4	102.8	0.62				
	WLAN5GHz Ant 7		0.675	0	-21	-120.8	0.39				
	WLAN5GHz Ant 6	Bottom Face	0.676	0	-72	104	0.64	225.0	0.74	0.00	Not required
	Bluetooth Ant 6		0.015	0	-77.4	102.8	0.62				
	NFC Ant 9		0.053	0	43.6	-89	0.51				

	WLAN5GHz Ant 7	Bottom Face	0.675	0	-21	-120.8	0.39	72.0	0.73	0.01	Not required
	NFC Ant 9		0.053	0	43.6	-89	0.51				

	Band	Position	SAR (W/kg)	Gap (mm)	SAR peak location (mm) X	Y	Z	3D distance (mm)	Summed SAR (W/kg)	SPLSR Results	Simultaneous SAR
Case 12	WCDMA IV Ant 0	Edge 4	0.743	0	0.01	83.6	1.04	180.7	2.04	0.02	Not required
	Bluetooth Ant 6		0.002	0	-20	-96	0.33				
	WLAN5GHz Ant 6		1.29	0	-20	-96	0.55				
	WCDMA IV Ant 0	Edge 4	0.743	0	0.01	83.6	1.04	23.6	0.85	0.03	Not required
	WLAN5GHz Ant 7		0.107	0	-2.6	107	0.43				
	WLAN5GHz Ant 6	Edge 4	1.29	0	-20	-96	0.55	203.7	1.40	0.01	Not required
	Bluetooth Ant 6		0.002	0	-20	-96	0.33				
	WLAN5GHz Ant 7		0.107	0	-2.6	107	0.43				

	Band	Position	SAR (W/kg)	Gap (mm)	SAR peak location (mm) X	Y	Z	3D distance (mm)	Summed SAR (W/kg)	SPLSR Results	Simultaneous SAR
Case 13	WCDMA V Ant 0	Bottom Face	0.74	0	-81.5	-95.5	0.19	197.4	1.42	0.01	Not required
	WLAN2.4GHz Ant 6		0.684	0	-75.8	101.8	0.23				
	WCDMA V Ant 0	Bottom Face	0.74	0	-81.5	-95.5	0.19	50.4	1.38	0.03	Not required
	WLAN2.4GHz Ant 7		0.636	0	-39	-122.6	0.4				
	WCDMA V Ant 0	Bottom Face	0.74	0	-81.5	-95.5	0.19	125.3	0.79	0.01	Not required
	NFC Ant 9		0.053	0	43.6	-89	0.51				
	WLAN2.4GHz Ant 6	Bottom Face	0.684	0	-75.8	101.8	0.23	227.4	1.32	0.01	Not required
	WLAN2.4GHz Ant 7		0.636	0	-39	-122.6	0.4				
	WLAN2.4GHz Ant 6	Bottom Face	0.684	0	-75.8	101.8	0.23	225.1	0.74	0.00	Not required
	NFC Ant 9		0.053	0	43.6	-89	0.51				
	WLAN2.4GHz Ant 7	Bottom Face	0.636	0	-39	-122.6	0.4	89.2	0.69	0.01	Not required
	NFC Ant 9		0.053	0	43.6	-89	0.51				

	Band	Position	SAR (W/kg)	Gap (mm)	SAR peak location (mm) X	Y	Z	3D distance (mm)	Summed SAR (W/kg)	SPLSR Results	Simultaneous SAR
Case 14	WCDMA V Ant 0	Bottom Face	0.74	0	-81.5	-95.5	0.19	198.3	1.43	0.01	Not required
	WLAN5GHz Ant 6		0.676	0	-72	104	0.64				
	Bluetooth Ant 6		0.015	0	-77.4	102.8	0.62				
	WCDMA V Ant 0	Bottom Face	0.74	0	-81.5	-95.5	0.19	65.6	1.42	0.03	Not required
	WLAN5GHz Ant 7		0.675	0	-21	-120.8	0.39				
	WCDMA V Ant 0	Bottom Face	0.74	0	-81.5	-95.5	0.19	125.3	0.79	0.01	Not required
	NFC Ant 9		0.053	0	43.6	-89	0.51				
	WLAN5GHz Ant 6	Bottom Face	0.676	0	-72	104	0.64	230.5	1.37	0.01	Not required
	Bluetooth Ant 6		0.015	0	-77.4	102.8	0.62				
	WLAN5GHz Ant 7		0.675	0	-21	-120.8	0.39				
	WLAN5GHz Ant 6	Bottom Face	0.676	0	-72	104	0.64	225.0	0.74	0.00	Not required
	Bluetooth Ant 6		0.015	0	-77.4	102.8	0.62				
	NFC Ant 9		0.053	0	43.6	-89	0.51				
	WLAN5GHz Ant 7	Bottom Face	0.675	0	-21	-120.8	0.39	72.0	0.73	0.01	Not required
	NFC Ant 9		0.053	0	43.6	-89	0.51				

	Band	Position	SAR (W/kg)	Gap (mm)	SAR peak location (mm) X	Y	Z	3D distance (mm)	Summed SAR (W/kg)	SPLSR Results	Simultaneous SAR
Case 15	WCDMA V Ant 0	Edge 4	0.627	0	-3.1	60.1	1.24	157.0	1.92	0.02	Not required
	Bluetooth Ant 6		0.002	0	-20	-96	0.33				
	WLAN5GHz Ant 6		1.29	0	-20	-96	0.55				
	WCDMA V Ant 0	Edge 4	0.627	0	-3.1	60.1	1.24	46.9	0.73	0.01	Not required
	WLAN5GHz Ant 7		0.107	0	-2.6	107	0.43				
	WLAN5GHz Ant 6	Edge 4	1.29	0	-20	-96	0.55	203.7	1.40	0.01	Not required
	Bluetooth Ant 6		0.002	0	-20	-96	0.33				

	WLAN5GHz Ant 7		0.107	0	-2.6	107	0.43				

	Band	Position	SAR (W/kg)	Gap (mm)	SAR peak location (mm) X	Y	Z	3D distance (mm)	Summed SAR (W/kg)	SPLSR Results	Simultaneous SAR
Case 16	LTE Band 2 Ant 0	Bottom Face	0.987	0	-80	-102	0.02	203.8	2.31	0.02	Not required
	WLAN2.4GHz Ant 7		0.636	0	-39	-122.6	0.4				
	WLAN2.4GHz Ant 6		0.684	0	-75.8	101.8	0.23				
	LTE Band 2 Ant 0	Bottom Face	0.987	0	-80	-102	0.02	89.2	1.68	0.02	Not required
	WLAN2.4GHz Ant 7		0.636	0	-39	-122.6	0.4				
	NFC Ant 9		0.053	0	43.6	-89	0.51				
	WLAN2.4GHz Ant 6	Bottom Face	0.684	0	-75.8	101.8	0.23	225.1	0.74	0.00	Not required
	NFC Ant 9		0.053	0	43.6	-89	0.51				

	Band	Position	SAR (W/kg)	Gap (mm)	SAR peak location (mm) X	Y	Z	3D distance (mm)	Summed SAR (W/kg)	SPLSR Results	Simultaneous SAR
Case 17	LTE Band 2 Ant 0	Bottom Face	0.987	0	-80	-102	0.02	204.8	1.68	0.01	Not required
	WLAN5GHz Ant 6		0.676	0	-72	104	0.64				
	Bluetooth Ant 6		0.015	0	-77.4	102.8	0.62				
	LTE Band 2 Ant 0	Bottom Face	0.987	0	-80	-102	0.02	61.9	1.66	0.03	Not required
	WLAN5GHz Ant 7		0.675	0	-21	-120.8	0.39				
	LTE Band 2 Ant 0	Bottom Face	0.987	0	-80	-102	0.02	124.3	1.04	0.01	Not required
	NFC Ant 9		0.053	0	43.6	-89	0.51				
	WLAN5GHz Ant 6	Bottom Face	0.676	0	-72	104	0.64	230.5	1.37	0.01	Not required
	Bluetooth Ant 6		0.015	0	-77.4	102.8	0.62				
	WLAN5GHz Ant 7		0.675	0	-21	-120.8	0.39				
	WLAN5GHz Ant 6	Bottom Face	0.676	0	-72	104	0.64	225.0	0.74	0.00	Not required
	Bluetooth Ant 6		0.015	0	-77.4	102.8	0.62				
	NFC Ant 9		0.053	0	43.6	-89	0.51				
	WLAN5GHz Ant 7	Bottom Face	0.675	0	-21	-120.8	0.39	72.0	0.73	0.01	Not required
	NFC Ant 9		0.053	0	43.6	-89	0.51				

	Band	Position	SAR (W/kg)	Gap (mm)	SAR peak location (mm) X	Y	Z	3D distance (mm)	Summed SAR (W/kg)	SPLSR Results	Simultaneous SAR
Case 18	LTE Band 2 Ant 0	Edge 4	0.662	0	1.6	85.1	0.93	182.4	1.95	0.01	Not required
	Bluetooth Ant 6		0.002	0	-20	-96	0.33				
	WLAN5GHz Ant 6		1.29	0	-20	-96	0.55				
	LTE Band 2 Ant 0	Edge 4	0.662	0	1.6	85.1	0.93	22.3	0.77	0.03	Not required
	WLAN5GHz Ant 7		0.107	0	-2.6	107	0.43				
	WLAN5GHz Ant 6	Edge 4	1.29	0	-20	-96	0.55	203.7	1.40	0.01	Not required
	Bluetooth Ant 6		0.002	0	-20	-96	0.33				
	WLAN5GHz Ant 7		0.107	0	-2.6	107	0.43				

	Band	Position	SAR (W/kg)	Gap (mm)	SAR peak location (mm) X	Y	Z	3D distance (mm)	Summed SAR (W/kg)	SPLSR Results	Simultaneous SAR
Case 19	LTE Band 2 Ant 2	Bottom Face	1.237	0	-73.5	4.5	0.34	97.3	1.92	0.03	Not required
	WLAN2.4GHz Ant 6		0.684	0	-75.8	101.8	0.23				
	LTE Band 2 Ant 2	Bottom Face	1.237	0	-73.5	4.5	0.34	131.7	1.87	0.02	Not required
	WLAN2.4GHz Ant 7		0.636	0	-39	-122.6	0.4				
	LTE Band 2 Ant 2	Bottom Face	1.237	0	-73.5	4.5	0.34	149.8	1.29	0.01	Not required
	NFC Ant 9		0.053	0	43.6	-89	0.51				
	WLAN2.4GHz Ant 6	Bottom Face	0.684	0	-75.8	101.8	0.23	227.4	1.32	0.01	Not required
	WLAN2.4GHz Ant 7		0.636	0	-39	-122.6	0.4				
	WLAN2.4GHz Ant 6	Bottom Face	0.684	0	-75.8	101.8	0.23	225.1	0.74	0.00	Not required
	NFC Ant 9		0.053	0	43.6	-89	0.51				
	WLAN2.4GHz Ant 7	Bottom Face	0.636	0	-39	-122.6	0.4	89.2	0.69	0.01	Not required
	NFC Ant 9		0.053	0	43.6	-89	0.51				

	Band	Position	SAR (W/kg)	Gap (mm)	SAR peak location (mm) X	Y	Z	3D distance (mm)	Summed SAR (W/kg)	SPLSR Results	Simultaneous SAR
Case 20	LTE Band 2 Ant 2	Bottom Face	1.237	0	3	12	0.55	118.7	1.93	0.02	Not required
	WLAN5GHz Ant 6		0.676	0	-72	104	0.64				
	Bluetooth Ant 6		0.015	0	-77.4	102.8	0.62				
	LTE Band 2 Ant 2	Bottom Face	1.237	0	3	12	0.55	135.0	1.91	0.02	Not required
	WLAN5GHz Ant 7		0.675	0	-21	-120.8	0.39				
	LTE Band 2 Ant 2	Bottom Face	1.237	0	3	12	0.55	108.9	1.29	0.01	Not required
	NFC Ant 9		0.053	0	43.6	-89	0.51				
	WLAN5GHz Ant 6	Bottom Face	0.676	0	-72	104	0.64	230.5	1.37	0.01	Not required
	Bluetooth Ant 6		0.015	0	-77.4	102.8	0.62				
	WLAN5GHz Ant 7		0.675	0	-21	-120.8	0.39				
	WLAN5GHz Ant 6	Bottom Face	0.676	0	-72	104	0.64	225.0	0.74	0.00	Not required
	Bluetooth Ant 6		0.015	0	-77.4	102.8	0.62				
	NFC Ant 9		0.053	0	43.6	-89	0.51				
	WLAN5GHz Ant 7	Bottom Face	0.675	0	-21	-120.8	0.39	72.0	0.73	0.01	Not required
	NFC Ant 9		0.053	0	43.6	-89	0.51				

	Band	Position	SAR (W/kg)	Gap (mm)	SAR peak location (mm) X	Y	Z	3D distance (mm)	Summed SAR (W/kg)	SPLSR Results	Simultaneous SAR
Case 21	LTE Band 2 Ant 2	Edge 4	1.168	0	3	12	0.55	110.4	2.46	0.03	Not required
	Bluetooth Ant 6		0.002	0	-20	-96	0.33				
	WLAN5GHz Ant 6		1.29	0	-20	-96	0.55				
	LTE Band 2 Ant 2	Edge 4	1.168	0	3	12	0.55	95.2	1.28	0.02	Not required
	WLAN5GHz Ant 7		0.107	0	-2.6	107	0.43				
	WLAN5GHz Ant 6	Edge 4	1.29	0	-20	-96	0.55	203.7	1.40	0.01	Not required
	Bluetooth Ant 6		0.002	0	-20	-96	0.33				
	WLAN5GHz Ant 7		0.107	0	-2.6	107	0.43				

	Band	Position	SAR (W/kg)	Gap (mm)	SAR peak location (mm) X	Y	Z	3D distance (mm)	Summed SAR (W/kg)	SPLSR Results	Simultaneous SAR
Case 22	LTE Band 5 Ant 0	Bottom Face	0.58	0	-81.5	-91.5	0.19	193.4	1.26	0.01	Not required
	WLAN2.4GHz Ant 6		0.684	0	-75.8	101.8	0.23				
	LTE Band 5 Ant 0	Bottom Face	0.58	0	-81.5	-91.5	0.19	52.7	1.22	0.03	Not required
	WLAN2.4GHz Ant 7		0.636	0	-39	-122.6	0.4				
	LTE Band 5 Ant 0	Bottom Face	0.58	0	-81.5	-91.5	0.19	125.1	0.63	0.00	Not required
	NFC Ant 9		0.053	0	43.6	-89	0.51				
	WLAN2.4GHz Ant 6	Bottom Face	0.684	0	-75.8	101.8	0.23	227.4	1.32	0.01	Not required
	WLAN2.4GHz Ant 7		0.636	0	-39	-122.6	0.4				
	WLAN2.4GHz Ant 6	Bottom Face	0.684	0	-75.8	101.8	0.23	225.1	0.74	0.00	Not required
	NFC Ant 9		0.053	0	43.6	-89	0.51				
	WLAN2.4GHz Ant 7	Bottom Face	0.636	0	-39	-122.6	0.4	89.2	0.69	0.01	Not required
	NFC Ant 9		0.053	0	43.6	-89	0.51				

	Band	Position	SAR (W/kg)	Gap (mm)	SAR peak location (mm) X	Y	Z	3D distance (mm)	Summed SAR (W/kg)	SPLSR Results	Simultaneous SAR
Case 23	LTE Band 5 Ant 0	Bottom Face	0.58	0	-81.5	-91.5	0.19	194.3	1.27	0.01	Not required
	WLAN5GHz Ant 6		0.676	0	-72	104	0.64				
	Bluetooth Ant 6		0.015	0	-77.4	102.8	0.62				
	LTE Band 5 Ant 0	Bottom Face	0.58	0	-81.5	-91.5	0.19	67.2	1.26	0.02	Not required
	WLAN5GHz Ant 7		0.675	0	-21	-120.8	0.39				
	LTE Band 5 Ant 0	Bottom Face	0.58	0	-81.5	-91.5	0.19	125.1	0.63	0.00	Not required
	NFC Ant 9		0.053	0	43.6	-89	0.51				
	WLAN5GHz Ant 6	Bottom Face	0.676	0	-72	104	0.64	230.5	1.37	0.01	Not required
	Bluetooth Ant 6		0.015	0	-77.4	102.8	0.62				

	WLAN5GHz Ant 7		0.675	0	-21	-120.8	0.39				
	WLAN5GHz Ant 6	Bottom Face	0.676	0	-72	104	0.64	225.0	0.74	0.00	Not required
	Bluetooth Ant 6		0.015	0	-77.4	102.8	0.62				
	NFC Ant 9		0.053	0	43.6	-89	0.51				
	WLAN5GHz Ant 7	Bottom Face	0.675	0	-21	-120.8	0.39	72.0	0.73	0.01	Not required
	NFC Ant 9		0.053	0	43.6	-89	0.51				

	Band	Position	SAR (W/kg)	Gap	SAR peak location (mm)			3D distance (mm)	Summed SAR (W/kg)	SPLSR Results	Simultaneous SAR
				(mm)	X	Y	Z				
Case 24	LTE Band 5 Ant 0	Edge 4	0.964	0	0	58	0.44	155.3	2.26	0.02	Not required
	Bluetooth Ant 6		0.002	0	-20	-96	0.33				
	WLAN5GHz Ant 6		1.29	0	-20	-96	0.55				
	LTE Band 5 Ant 0	Edge 4	0.964	0	0	58	0.44	49.1	1.07	0.02	Not required
	WLAN5GHz Ant 7		0.107	0	-2.6	107	0.43				
	WLAN5GHz Ant 6	Edge 4	1.29	0	-20	-96	0.55	203.7	1.40	0.01	Not required
	Bluetooth Ant 6		0.002	0	-20	-96	0.33				
	WLAN5GHz Ant 7		0.107	0	-2.6	107	0.43				

	Band	Position	SAR (W/kg)	Gap	SAR peak location (mm)			3D distance (mm)	Summed SAR (W/kg)	SPLSR Results	Simultaneous SAR
				(mm)	X	Y	Z				
Case 25	LTE Band 7 Ant 0	Bottom Face	0.647	0	-84	-118	0.01	220.0	1.33	0.01	Not required
	WLAN2.4GHz Ant 6		0.684	0	-75.8	101.8	0.23				
	LTE Band 7 Ant 0	Bottom Face	0.647	0	-84	-118	0.01	45.2	1.28	0.03	Not required
	WLAN2.4GHz Ant 7		0.636	0	-39	-122.6	0.4				
	LTE Band 7 Ant 0	Bottom Face	0.647	0	-84	-118	0.01	130.9	0.70	0.00	Not required
	NFC Ant 9		0.053	0	43.6	-89	0.51				
	WLAN2.4GHz Ant 6	Bottom Face	0.684	0	-75.8	101.8	0.23	227.4	1.32	0.01	Not required
	WLAN2.4GHz Ant 7		0.636	0	-39	-122.6	0.4				
	WLAN2.4GHz Ant 6	Bottom Face	0.684	0	-75.8	101.8	0.23	225.1	0.74	0.00	Not required
	NFC Ant 9		0.053	0	43.6	-89	0.51				
	WLAN2.4GHz Ant 7	Bottom Face	0.636	0	-39	-122.6	0.4	89.2	0.69	0.01	Not required
	NFC Ant 9		0.053	0	43.6	-89	0.51				

	Band	Position	SAR (W/kg)	Gap	SAR peak location (mm)			3D distance (mm)	Summed SAR (W/kg)	SPLSR Results	Simultaneous SAR
				(mm)	X	Y	Z				
Case 26	LTE Band 7 Ant 0	Bottom Face	0.647	0	-84	-118	0.01	220.9	1.34	0.01	Not required
	WLAN5GHz Ant 6		0.676	0	-72	104	0.64				
	Bluetooth Ant 6		0.015	0	-77.4	102.8	0.62				
	LTE Band 7 Ant 0	Bottom Face	0.647	0	-84	-118	0.01	63.1	1.32	0.02	Not required
	WLAN5GHz Ant 7		0.675	0	-21	-120.8	0.39				
	LTE Band 7 Ant 0	Bottom Face	0.647	0	-84	-118	0.01	130.9	0.70	0.00	Not required
	NFC Ant 9		0.053	0	43.6	-89	0.51				
	WLAN5GHz Ant 6	Bottom Face	0.676	0	-72	104	0.64	230.5	1.37	0.01	Not required
	Bluetooth Ant 6		0.015	0	-77.4	102.8	0.62				
	WLAN5GHz Ant 7		0.675	0	-21	-120.8	0.39				
	WLAN5GHz Ant 6	Bottom Face	0.676	0	-72	104	0.64	225.0	0.74	0.00	Not required
	Bluetooth Ant 6		0.015	0	-77.4	102.8	0.62				
	NFC Ant 9		0.053	0	43.6	-89	0.51				
	WLAN5GHz Ant 7	Bottom Face	0.675	0	-21	-120.8	0.39	72.0	0.73	0.01	Not required
	NFC Ant 9		0.053	0	43.6	-89	0.51				

	Band	Position	SAR (W/kg)	Gap	SAR peak location (mm)			3D distance (mm)	Summed SAR (W/kg)	SPLSR Results	Simultaneous SAR
				(mm)	X	Y	Z				
Case 27	LTE Band 7 Ant 0	Edge 4	0.685	0	-1.4	83.8	0.69	180.8	1.98	0.02	Not required
	Bluetooth Ant 6		0.002	0	-20	-96	0.33				
	WLAN5GHz Ant 6		1.29	0	-20	-96	0.55				

	LTE Band 7 Ant 0	Edge 4	0.685	0	-1.4	83.8	0.69	23.2	0.79	0.03	Not required
	WLAN5GHz Ant 7		0.107	0	-2.6	107	0.43				
	WLAN5GHz Ant 6	Edge 4	1.29	0	-20	-96	0.55	203.7	1.40	0.01	Not required
	Bluetooth Ant 6		0.002	0	-20	-96	0.33				
	WLAN5GHz Ant 7		0.107	0	-2.6	107	0.43				

	Band	Position	SAR (W/kg)	Gap	SAR peak location (mm)			3D distance (mm)	Summed SAR (W/kg)	SPLSR Results	Simultaneous SAR
				(mm)	X	Y	Z				
Case 28	LTE Band 7 Ant 2	Bottom Face	1.245	0	-76	-1.2	0.27	103.0	1.93	0.03	Not required
	WLAN2.4GHz Ant 6		0.684	0	-75.8	101.8	0.23				
	LTE Band 7 Ant 2	Bottom Face	1.245	0	-76	-1.2	0.27	126.9	1.88	0.02	Not required
	WLAN2.4GHz Ant 7		0.636	0	-39	-122.6	0.4				
	LTE Band 7 Ant 2	Bottom Face	1.245	0	-76	-1.2	0.27	148.4	1.30	0.01	Not required
	NFC Ant 9		0.053	0	43.6	-89	0.51				
	WLAN2.4GHz Ant 6	Bottom Face	0.684	0	-75.8	101.8	0.23	227.4	1.32	0.01	Not required
	WLAN2.4GHz Ant 7		0.636	0	-39	-122.6	0.4				
	WLAN2.4GHz Ant 6	Bottom Face	0.684	0	-75.8	101.8	0.23	225.1	0.74	0.00	Not required
	NFC Ant 9		0.053	0	43.6	-89	0.51				
	WLAN2.4GHz Ant 7	Bottom Face	0.636	0	-39	-122.6	0.4	89.2	0.69	0.01	Not required
	NFC Ant 9		0.053	0	43.6	-89	0.51				

	Band	Position	SAR (W/kg)	Gap	SAR peak location (mm)			3D distance (mm)	Summed SAR (W/kg)	SPLSR Results	Simultaneous SAR
				(mm)	X	Y	Z				
Case 29	LTE Band 7 Ant 2	Bottom Face	1.245	0	-76	-1.2	0.27	104.0	1.94	0.03	Not required
	WLAN5GHz Ant 6		0.676	0	-72	104	0.64				
	Bluetooth Ant 6		0.015	0	-77.4	102.8	0.62				
	LTE Band 7 Ant 2	Bottom Face	1.245	0	-76	-1.2	0.27	131.6	1.92	0.02	Not required
	WLAN5GHz Ant 7		0.675	0	-21	-120.8	0.39				
	LTE Band 7 Ant 2	Bottom Face	1.245	0	-76	-1.2	0.27	148.4	1.30	0.01	Not required
	NFC Ant 9		0.053	0	43.6	-89	0.51				
	WLAN5GHz Ant 6	Bottom Face	0.676	0	-72	104	0.64	230.5	1.37	0.01	Not required
	Bluetooth Ant 6		0.015	0	-77.4	102.8	0.62				
	WLAN5GHz Ant 7		0.675	0	-21	-120.8	0.39				
	WLAN5GHz Ant 6	Bottom Face	0.676	0	-72	104	0.64	225.0	0.74	0.00	Not required
	Bluetooth Ant 6		0.015	0	-77.4	102.8	0.62				
	NFC Ant 9		0.053	0	43.6	-89	0.51				
	WLAN5GHz Ant 7	Bottom Face	0.675	0	-21	-120.8	0.39	72.0	0.73	0.01	Not required
	NFC Ant 9		0.053	0	43.6	-89	0.51				

	Band	Position	SAR (W/kg)	Gap	SAR peak location (mm)			3D distance (mm)	Summed SAR (W/kg)	SPLSR Results	Simultaneous SAR
				(mm)	X	Y	Z				
Case 30	LTE Band 7 Ant 2	Edge 4	0.34	0	-2	-8	0.01	89.8	1.63	0.02	Not required
	Bluetooth Ant 6		0.002	0	-20	-96	0.33				
	WLAN5GHz Ant 6		1.29	0	-20	-96	0.55				
	LTE Band 7 Ant 2	Edge 4	0.34	0	-2	-8	0.01	115.0	0.45	0.00	Not required
	WLAN5GHz Ant 7		0.107	0	-2.6	107	0.43				
	WLAN5GHz Ant 6	Edge 4	1.29	0	-20	-96	0.55	203.7	1.40	0.01	Not required
	Bluetooth Ant 6		0.002	0	-20	-96	0.33				
	WLAN5GHz Ant 7		0.107	0	-2.6	107	0.43				

	Band	Position	SAR (W/kg)	Gap	SAR peak location (mm)			3D distance (mm)	Summed SAR (W/kg)	SPLSR Results	Simultaneous SAR
				(mm)	X	Y	Z				
Case 31	LTE Band 17 Ant 2	Bottom Face	0.52	0	-84	-96	0.45	198.0	1.20	0.01	Not required
	WLAN2.4GHz Ant 6		0.684	0	-75.8	101.8	0.23				
	LTE Band 17 Ant 2	Bottom Face	0.52	0	-84	-96	0.45	52.3	1.16	0.02	Not required
	WLAN2.4GHz Ant 7		0.636	0	-39	-122.6	0.4				

	LTE Band 17 Ant 2	Bottom Face	0.52	0	-84	-96	0.45	127.8	0.57	0.00	Not required
	NFC Ant 9		0.053	0	43.6	-89	0.51				
	WLAN2.4GHz Ant 6	Bottom Face	0.684	0	-75.8	101.8	0.23	227.4	1.32	0.01	Not required
	WLAN2.4GHz Ant 7		0.636	0	-39	-122.6	0.4				
	WLAN2.4GHz Ant 6	Bottom Face	0.684	0	-75.8	101.8	0.23	225.1	0.74	0.00	Not required
	NFC Ant 9		0.053	0	43.6	-89	0.51				
	WLAN2.4GHz Ant 7	Bottom Face	0.636	0	-39	-122.6	0.4	89.2	0.69	0.01	Not required
	NFC Ant 9		0.053	0	43.6	-89	0.51				

	Band	Position	SAR (W/kg)	Gap	SAR peak location (mm)			3D distance (mm)	Summed SAR (W/kg)	SPLSR Results	Simultaneous SAR
				(mm)	X	Y	Z				
Case 32	LTE Band 17 Ant 2	Bottom Face	0.52	0	-84	-96	0.45	198.9	1.21	0.01	Not required
	WLAN5GHz Ant 6		0.676	0	-72	104	0.64				
	Bluetooth Ant 6		0.015	0	-77.4	102.8	0.62				
	LTE Band 17 Ant 2	Bottom Face	0.52	0	-84	-96	0.45	67.7	1.20	0.02	Not required
	WLAN5GHz Ant 7		0.675	0	-21	-120.8	0.39				
	LTE Band 17 Ant 2	Bottom Face	0.52	0	-84	-96	0.45	127.8	0.57	0.00	Not required
	NFC Ant 9		0.053	0	43.6	-89	0.51				
	WLAN5GHz Ant 6	Bottom Face	0.676	0	-72	104	0.64	230.5	1.37	0.01	Not required
	Bluetooth Ant 6		0.015	0	-77.4	102.8	0.62				
	WLAN5GHz Ant 7		0.675	0	-21	-120.8	0.39				
	WLAN5GHz Ant 6	Bottom Face	0.676	0	-72	104	0.64	225.0	0.74	0.00	Not required
	Bluetooth Ant 6		0.015	0	-77.4	102.8	0.62				
	NFC Ant 9		0.053	0	43.6	-89	0.51				
	WLAN5GHz Ant 7	Bottom Face	0.675	0	-21	-120.8	0.39	72.0	0.73	0.01	Not required
	NFC Ant 9		0.053	0	43.6	-89	0.51				

	Band	Position	SAR (W/kg)	Gap	SAR peak location (mm)			3D distance (mm)	Summed SAR (W/kg)	SPLSR Results	Simultaneous SAR
				(mm)	X	Y	Z				
Case 33	LTE Band 17 Ant 2	Edge 4	0.665	0	-1.5	60	0.67	157.1	1.96	0.02	Not required
	Bluetooth Ant 6		0.002	0	-20	-96	0.33				
	WLAN5GHz Ant 6		1.29	0	-20	-96	0.55				
	LTE Band 17 Ant 2	Edge 4	0.665	0	-1.5	60	0.67	47.0	0.77	0.01	Not required
	WLAN5GHz Ant 7		0.107	0	-2.6	107	0.43				
	WLAN5GHz Ant 6	Edge 4	1.29	0	-20	-96	0.55	203.7	1.40	0.01	Not required
	Bluetooth Ant 6		0.002	0	-20	-96	0.33				
	WLAN5GHz Ant 7		0.107	0	-2.6	107	0.43				

	Band	Position	SAR (W/kg)	Gap	SAR peak location (mm)			3D distance (mm)	Summed SAR (W/kg)	SPLSR Results	Simultaneous SAR
				(mm)	X	Y	Z				
Case 34	LTE Band 38 Ant 0	Bottom Face	0.714	0	-86	-118	0.02	220.0	1.40	0.01	Not required
	WLAN2.4GHz Ant 6		0.684	0	-75.8	101.8	0.23				
	LTE Band 38 Ant 0	Bottom Face	0.714	0	-86	-118	0.02	47.2	1.35	0.03	Not required
	WLAN2.4GHz Ant 7		0.636	0	-39	-122.6	0.4				
	LTE Band 38 Ant 0	Bottom Face	0.714	0	-86	-118	0.02	132.8	0.77	0.01	Not required
	NFC Ant 9		0.053	0	43.6	-89	0.51				
	WLAN2.4GHz Ant 6	Bottom Face	0.684	0	-75.8	101.8	0.23	227.4	1.32	0.01	Not required
	WLAN2.4GHz Ant 7		0.636	0	-39	-122.6	0.4				
	WLAN2.4GHz Ant 6	Bottom Face	0.684	0	-75.8	101.8	0.23	225.1	0.74	0.00	Not required
	NFC Ant 9		0.053	0	43.6	-89	0.51				
	WLAN2.4GHz Ant 7	Bottom Face	0.636	0	-39	-122.6	0.4	89.2	0.69	0.01	Not required
	NFC Ant 9		0.053	0	43.6	-89	0.51				

	Band	Position	SAR (W/kg)	Gap	SAR peak location (mm)			3D distance (mm)	Summed SAR (W/kg)	SPLSR Results	Simultaneous SAR
				(mm)	X	Y	Z				
Case 35	LTE Band 38 Ant 0	Bottom	0.714	0	-1.4	85.2	0.8	73.1	1.41	0.02	Not required

	WLAN5GHz Ant 6	Face	0.676	0	-72	104	0.64				
	Bluetooth Ant 6		0.015	0	-77.4	102.8	0.62				
	LTE Band 38 Ant 0	Bottom Face	0.714	0	-1.4	85.2	0.8	206.9	1.39	0.01	Not required
	WLAN5GHz Ant 7		0.675	0	-21	-120.8	0.39				
	LTE Band 38 Ant 0	Bottom Face	0.714	0	-1.4	85.2	0.8	179.9	0.77	0.00	Not required
	NFC Ant 9		0.053	0	43.6	-89	0.51				
	WLAN5GHz Ant 6	Bottom Face	0.676	0	-72	104	0.64	230.5	1.37	0.01	Not required
	Bluetooth Ant 6		0.015	0	-77.4	102.8	0.62				
	WLAN5GHz Ant 7		0.675	0	-21	-120.8	0.39				
	WLAN5GHz Ant 6	Bottom Face	0.676	0	-72	104	0.64	225.0	0.74	0.00	Not required
	Bluetooth Ant 6		0.015	0	-77.4	102.8	0.62				
	NFC Ant 9		0.053	0	43.6	-89	0.51				
	WLAN5GHz Ant 7	Bottom Face	0.675	0	-21	-120.8	0.39	72.0	0.73	0.01	Not required
	NFC Ant 9		0.053	0	43.6	-89	0.51				

	Band	Position	SAR (W/kg)	Gap	SAR peak location (mm)			3D distance (mm)	Summed SAR (W/kg)	SPLSR Results	Simultaneous SAR
				(mm)	X	Y	Z				
Case 36	LTE Band 38 Ant 0	Edge 4	0.678	0	-1.4	85.2	0.8	182.2	1.97	0.02	Not required
	Bluetooth Ant 6		0.002	0	-20	-96	0.33				
	WLAN5GHz Ant 6		1.29	0	-20	-96	0.55				
	LTE Band 38 Ant 0	Edge 4	0.678	0	-1.4	85.2	0.8	21.8	0.79	0.03	Not required
	WLAN5GHz Ant 7		0.107	0	-2.6	107	0.43				
	WLAN5GHz Ant 6	Edge 4	1.29	0	-20	-96	0.55	203.7	1.40	0.01	Not required
	Bluetooth Ant 6		0.002	0	-20	-96	0.33				
	WLAN5GHz Ant 7		0.107	0	-2.6	107	0.43				

	Band	Position	SAR (W/kg)	Gap	SAR peak location (mm)			3D distance (mm)	Summed SAR (W/kg)	SPLSR Results	Simultaneous SAR
				(mm)	X	Y	Z				
Case 37	LTE Band 41 Ant 2	Bottom Face	1.254	0	-71.8	0.2	0.38	101.7	1.94	0.03	Not required
	WLAN2.4GHz Ant 6		0.684	0	-75.8	101.8	0.23				
	LTE Band 41 Ant 2	Bottom Face	1.254	0	-71.8	0.2	0.38	127.1	1.89	0.02	Not required
	WLAN2.4GHz Ant 7		0.636	0	-39	-122.6	0.4				
	LTE Band 41 Ant 2	Bottom Face	1.254	0	-71.8	0.2	0.38	145.9	1.31	0.01	Not required
	NFC Ant 9		0.053	0	43.6	-89	0.51				
	WLAN2.4GHz Ant 6	Bottom Face	0.684	0	-75.8	101.8	0.23	227.4	1.32	0.01	Not required
	WLAN2.4GHz Ant 7		0.636	0	-39	-122.6	0.4				
	WLAN2.4GHz Ant 6	Bottom Face	0.684	0	-75.8	101.8	0.23	225.1	0.74	0.00	Not required
	NFC Ant 9		0.053	0	43.6	-89	0.51				
	WLAN2.4GHz Ant 7	Bottom Face	0.636	0	-39	-122.6	0.4	89.2	0.69	0.01	Not required
	NFC Ant 9		0.053	0	43.6	-89	0.51				

	Band	Position	SAR (W/kg)	Gap	SAR peak location (mm)			3D distance (mm)	Summed SAR (W/kg)	SPLSR Results	Simultaneous SAR
				(mm)	X	Y	Z				
Case 38	LTE Band 41 Ant 2	Bottom Face	1.254	0	-71.8	0.2	0.38	102.8	1.95	0.03	Not required
	WLAN5GHz Ant 6		0.676	0	-72	104	0.64				
	Bluetooth Ant 6		0.015	0	-77.4	102.8	0.62				
	LTE Band 41 Ant 2	Bottom Face	1.254	0	-71.8	0.2	0.38	131.2	1.93	0.02	Not required
	WLAN5GHz Ant 7		0.675	0	-21	-120.8	0.39				
	LTE Band 41 Ant 2	Bottom Face	1.254	0	-71.8	0.2	0.38	145.9	1.31	0.01	Not required
	NFC Ant 9		0.053	0	43.6	-89	0.51				
	WLAN5GHz Ant 6	Bottom Face	0.676	0	-72	104	0.64	230.5	1.37	0.01	Not required
	Bluetooth Ant 6		0.015	0	-77.4	102.8	0.62				
	WLAN5GHz Ant 7		0.675	0	-21	-120.8	0.39				
	WLAN5GHz Ant 6	Bottom Face	0.676	0	-72	104	0.64	225.0	0.74	0.00	Not required
	Bluetooth Ant 6		0.015	0	-77.4	102.8	0.62				
	NFC Ant 9		0.053	0	43.6	-89	0.51				

	WLAN5GHz Ant 7	Bottom Face	0.675	0	-21	-120.8	0.39	72.0	0.73	0.01	Not required
	NFC Ant 9		0.053	0	43.6	-89	0.51				

	Band	Position	SAR (W/kg)	Gap (mm)	SAR peak location (mm) X	Y	Z	3D distance (mm)	Summed SAR (W/kg)	SPLSR Results	Simultaneous SAR
Case 39	LTE Band 41 Ant 2	Edge 4	0.319	0	0.01	-10	0.04	88.3	1.61	0.02	Not required
	Bluetooth Ant 6		0.002	0	-20	-96	0.33				
	WLAN5GHz Ant 6		1.29	0	-20	-96	0.55				
	LTE Band 41 Ant 2	Edge 4	0.319	0	0.01	-10	0.04	117.0	0.43	0.00	Not required
	WLAN5GHz Ant 7		0.107	0	-2.6	107	0.43				
	WLAN5GHz Ant 6	Edge 4	1.29	0	-20	-96	0.55	203.7	1.40	0.01	Not required
	Bluetooth Ant 6		0.002	0	-20	-96	0.33				
	WLAN5GHz Ant 7		0.107	0	-2.6	107	0.43				

	Band	Position	SAR (W/kg)	Gap (mm)	SAR peak location (mm) X	Y	Z	3D distance (mm)	Summed SAR (W/kg)	SPLSR Results	Simultaneous SAR
Case 40	LTE Band 42 Ant 3	Bottom Face	1.253	0	-79.6	-46	0.48	147.8	1.94	0.02	Not required
	WLAN2.4GHz Ant 6		0.684	0	-75.8	101.8	0.23				
	LTE Band 42 Ant 3	Bottom Face	1.253	0	-79.6	-46	0.48	86.7	1.89	0.03	Not required
	WLAN2.4GHz Ant 7		0.636	0	-39	-122.6	0.4				
	LTE Band 42 Ant 3	Bottom Face	1.253	0	-79.6	-46	0.48	130.5	1.31	0.01	Not required
	NFC Ant 9		0.053	0	43.6	-89	0.51				
	WLAN2.4GHz Ant 6	Bottom Face	0.684	0	-75.8	101.8	0.23	227.4	1.32	0.01	Not required
	WLAN2.4GHz Ant 7		0.636	0	-39	-122.6	0.4				
	WLAN2.4GHz Ant 6	Bottom Face	0.684	0	-75.8	101.8	0.23	225.1	0.74	0.00	Not required
	NFC Ant 9		0.053	0	43.6	-89	0.51				
	WLAN2.4GHz Ant 7	Bottom Face	0.636	0	-39	-122.6	0.4	89.2	0.69	0.01	Not required
	NFC Ant 9		0.053	0	43.6	-89	0.51				

	Band	Position	SAR (W/kg)	Gap (mm)	SAR peak location (mm) X	Y	Z	3D distance (mm)	Summed SAR (W/kg)	SPLSR Results	Simultaneous SAR
Case 41	LTE Band 42 Ant 3	Bottom Face	1.253	0	-79.6	-46	0.48	148.8	1.94	0.02	Not required
	WLAN5GHz Ant 6		0.676	0	-72	104	0.64				
	Bluetooth Ant 6		0.015	0	-77.4	102.8	0.62				
	LTE Band 42 Ant 3	Bottom Face	1.253	0	-79.6	-46	0.48	95.0	1.93	0.03	Not required
	WLAN5GHz Ant 7		0.675	0	-21	-120.8	0.39				
	LTE Band 42 Ant 3	Bottom Face	1.253	0	-79.6	-46	0.48	130.5	1.31	0.01	Not required
	NFC Ant 9		0.053	0	43.6	-89	0.51				
	WLAN5GHz Ant 6	Bottom Face	0.676	0	-72	104	0.64	230.5	1.37	0.01	Not required
	Bluetooth Ant 6		0.015	0	-77.4	102.8	0.62				
	WLAN5GHz Ant 7		0.675	0	-21	-120.8	0.39				
	WLAN5GHz Ant 6	Bottom Face	0.676	0	-72	104	0.64	225.0	0.74	0.00	Not required
	Bluetooth Ant 6		0.015	0	-77.4	102.8	0.62				
	NFC Ant 9		0.053	0	43.6	-89	0.51				
	WLAN5GHz Ant 7	Bottom Face	0.675	0	-21	-120.8	0.39	72.0	0.73	0.01	Not required
	NFC Ant 9		0.053	0	43.6	-89	0.51				

	Band	Position	SAR (W/kg)	Gap (mm)	SAR peak location (mm) X	Y	Z	3D distance (mm)	Summed SAR (W/kg)	SPLSR Results	Simultaneous SAR
Case 42	LTE Band 42 Ant 3	Edge 4	0.55	0	0.02	56	0.33	153.3	1.84	0.02	Not required
	Bluetooth Ant 6		0.002	0	-20	-96	0.33				
	WLAN5GHz Ant 6		1.29	0	-20	-96	0.55				
	LTE Band 42 Ant 3	Edge 4	0.55	0	0.02	56	0.33	51.1	0.66	0.01	Not required
	WLAN5GHz Ant 7		0.107	0	-2.6	107	0.43				
	WLAN5GHz Ant 6	Edge 4	1.29	0	-20	-96	0.55	203.7	1.40	0.01	Not required
	Bluetooth Ant 6		0.002	0	-20	-96	0.33				

	WLAN5GHz Ant 7		0.107	0	-2.6	107	0.43				

	Band	Position	SAR (W/kg)	Gap (mm)	SAR peak location (mm) X	Y	Z	3D distance (mm)	Summed SAR (W/kg)	SPLSR Results	Simultaneous SAR
Case 43	LTE Band 66 Ant 0	Bottom Face	0.595	0	-79.5	-109.4	0.11	211.2	1.28	0.01	Not required
	WLAN2.4GHz Ant 6		0.684	0	-75.8	101.8	0.23				
	LTE Band 66 Ant 0	Bottom Face	0.595	0	-79.5	-109.4	0.11	42.6	1.23	0.03	Not required
	WLAN2.4GHz Ant 7		0.636	0	-39	-122.6	0.4				
	LTE Band 66 Ant 0	Bottom Face	0.595	0	-79.5	-109.4	0.11	124.8	0.65	0.00	Not required
	NFC Ant 9		0.053	0	43.6	-89	0.51				
	WLAN2.4GHz Ant 6	Bottom Face	0.684	0	-75.8	101.8	0.23	227.4	1.32	0.01	Not required
	WLAN2.4GHz Ant 7		0.636	0	-39	-122.6	0.4				
	WLAN2.4GHz Ant 6	Bottom Face	0.684	0	-75.8	101.8	0.23	225.1	0.74	0.00	Not required
	NFC Ant 9		0.053	0	43.6	-89	0.51				
	WLAN2.4GHz Ant 7	Bottom Face	0.636	0	-39	-122.6	0.4	89.2	0.69	0.01	Not required
	NFC Ant 9		0.053	0	43.6	-89	0.51				

	Band	Position	SAR (W/kg)	Gap (mm)	SAR peak location (mm) X	Y	Z	3D distance (mm)	Summed SAR (W/kg)	SPLSR Results	Simultaneous SAR
Case 44	LTE Band 66 Ant 0	Bottom Face	0.595	0	-79.5	-109.4	0.11	212.2	1.29	0.01	Not required
	WLAN5GHz Ant 6		0.676	0	-72	104	0.64				
	Bluetooth Ant 6		0.015	0	-77.4	102.8	0.62				
	LTE Band 66 Ant 0	Bottom Face	0.595	0	-79.5	-109.4	0.11	59.6	1.27	0.02	Not required
	WLAN5GHz Ant 7		0.675	0	-21	-120.8	0.39				
	LTE Band 66 Ant 0	Bottom Face	0.595	0	-79.5	-109.4	0.11	124.8	0.65	0.00	Not required
	NFC Ant 9		0.053	0	43.6	-89	0.51				
	WLAN5GHz Ant 6	Bottom Face	0.676	0	-72	104	0.64	230.5	1.37	0.01	Not required
	Bluetooth Ant 6		0.015	0	-77.4	102.8	0.62				
	WLAN5GHz Ant 7		0.675	0	-21	-120.8	0.39				
	WLAN5GHz Ant 6	Bottom Face	0.676	0	-72	104	0.64	225.0	0.74	0.00	Not required
	Bluetooth Ant 6		0.015	0	-77.4	102.8	0.62				
	NFC Ant 9		0.053	0	43.6	-89	0.51				
	WLAN5GHz Ant 7	Bottom Face	0.675	0	-21	-120.8	0.39	72.0	0.73	0.01	Not required
	NFC Ant 9		0.053	0	43.6	-89	0.51				

	Band	Position	SAR (W/kg)	Gap (mm)	SAR peak location (mm) X	Y	Z	3D distance (mm)	Summed SAR (W/kg)	SPLSR Results	Simultaneous SAR
Case 45	LTE Band 66 Ant 0	Edge 4	0.856	0	0.01	78	0.41	175.1	2.15	0.02	Not required
	Bluetooth Ant 6		0.002	0	-20	-96	0.33				
	WLAN5GHz Ant 6		1.29	0	-20	-96	0.55				
	LTE Band 66 Ant 0	Edge 4	0.856	0	0.01	78	0.41	29.1	0.96	0.03	Not required
	WLAN5GHz Ant 7		0.107	0	-2.6	107	0.43				
	WLAN5GHz Ant 6	Edge 4	1.29	0	-20	-96	0.55	203.7	1.40	0.01	Not required
	Bluetooth Ant 6		0.002	0	-20	-96	0.33				
	WLAN5GHz Ant 7		0.107	0	-2.6	107	0.43				

	Band	Position	SAR (W/kg)	Gap (mm)	SAR peak location (mm) X	Y	Z	3D distance (mm)	Summed SAR (W/kg)	SPLSR Results	Simultaneous SAR
Case 46	LTE Band 5 Ant 2	Bottom Face	1.12	0	-82	18	0.51	84.0	1.80	0.03	Not required
	WLAN2.4GHz Ant 6		0.684	0	-75.8	101.8	0.23				
	LTE Band 5 Ant 2	Bottom Face	1.12	0	-82	18	0.51	147.0	1.76	0.02	Not required
	WLAN2.4GHz Ant 7		0.636	0	-39	-122.6	0.4				
	LTE Band 5 Ant 2	Bottom Face	1.12	0	-82	18	0.51	165.0	1.17	0.01	Not required
	NFC Ant 9		0.053	0	43.6	-89	0.51				
	WLAN2.4GHz Ant 6	Bottom Face	0.684	0	-75.8	101.8	0.23	227.4	1.32	0.01	Not required
	WLAN2.4GHz Ant 7		0.636	0	-39	-122.6	0.4				
	WLAN2.4GHz Ant 6	Bottom Face	0.684	0	-75.8	101.8	0.23	225.1	0.74	0.00	Not required
	NFC Ant 9		0.053	0	43.6	-89	0.51				
	WLAN2.4GHz Ant 7	Bottom Face	0.636	0	-39	-122.6	0.4	89.2	0.69	0.01	Not required
	NFC Ant 9		0.053	0	43.6	-89	0.51				

	Band	Position	SAR (W/kg)	Gap (mm)	SAR peak location (mm) X	Y	Z	3D distance (mm)	Summed SAR (W/kg)	SPLSR Results	Simultaneous SAR
Case 47	LTE Band 5 Ant 2	Bottom Face	1.12	0	-82	18	0.51	84.9	1.81	0.03	Not required
	Bluetooth Ant 6		0.015	0	-77.4	102.8	0.62				
	WLAN5GHz Ant 6		0.676	0	-72	104	0.64				
	LTE Band 5 Ant 2	Bottom Face	1.12	0	-82	18	0.51	151.6	1.80	0.02	Not required
	WLAN5GHz Ant 7		0.675	0	-21	-120.8	0.39				
	LTE Band 5 Ant 2	Bottom Face	1.12	0	-82	18	0.51	165.0	1.17	0.01	Not required
	NFC Ant 9		0.053	0	43.6	-89	0.51				
	WLAN5GHz Ant 6	Bottom Face	0.676	0	-72	104	0.64	230.5	1.37	0.01	Not required
	Bluetooth Ant 6		0.015	0	-77.4	102.8	0.62				
	WLAN5GHz Ant 7		0.675	0	-21	-120.8	0.39				
	WLAN5GHz Ant 6	Bottom Face	0.676	0	-72	104	0.64	225.0	0.74	0.00	Not required
	Bluetooth Ant 6		0.015	0	-77.4	102.8	0.62				
	NFC Ant 9		0.053	0	43.6	-89	0.51				
	WLAN5GHz Ant 7	Bottom Face	0.675	0	-21	-120.8	0.39	72.0	0.73	0.01	Not required
	NFC Ant 9		0.053	0	43.6	-89	0.51				

	Band	Position	SAR (W/kg)	Gap (mm)	SAR peak location (mm) X	Y	Z	3D distance (mm)	Summed SAR (W/kg)	SPLSR Results	Simultaneous SAR
Case 48	LTE Band 5 Ant 2	Edge 4	0.586	0	-2	-18	0.35	77.7	1.88	0.03	Not required
	Bluetooth Ant 6		0.002	0	-18	-94	0.33				
	WLAN5GHz Ant 6		1.29	0	-20	-96	0.55				
	LTE Band 5 Ant 2	Edge 4	0.586	0	-2	-22	0.1	129.0	0.69	0.00	Not required
	WLAN5GHz Ant 7		0.107	0	-2.6	107	0.43				
	WLAN5GHz Ant 6	Edge 4	1.29	0	-20	-96	0.55	201.6	1.40	0.01	Not required
	Bluetooth Ant 6		0.002	0	-18	-94	0.33				
	WLAN5GHz Ant 7		0.107	0	-2.6	107	0.43				

<5GNR>

	Band	Position	SAR (W/kg)	Gap (mm)	SAR peak location (mm) X	Y	Z	3D distance (mm)	Summed SAR (W/kg)	SPLSR Results	Simultaneous SAR
Case 1	FR1 n2 Ant 0	Bottom Face	1.145	0	-72	-66	0.46	167.8	2.47	0.02	Not required
	WLAN2.4GHz Ant 7		0.636	0	-39	-122.6	0.4				
	WLAN2.4GHz Ant 6		0.684	0	-75.8	101.8	0.23				
	FR1 n2 Ant 0	Bottom Face	1.145	0	-72	-66	0.46	89.2	1.83	0.03	Not required
	WLAN2.4GHz Ant 7		0.636	0	-39	-122.6	0.4				
	NFC Ant 9		0.053	0	43.6	-89	0.51				
	WLAN2.4GHz Ant 6	Bottom Face	0.684	0	-75.8	101.8	0.23	225.1	0.74	0.00	Not required
	NFC Ant 9		0.053	0	43.6	-89	0.51				

	Band	Position	SAR (W/kg)	Gap (mm)	SAR peak location (mm) X	Y	Z	3D distance (mm)	Summed SAR (W/kg)	SPLSR Results	Simultaneous SAR
Case 2	FR1 n2 Ant 0	Bottom Face	1.145	0	-72	-66	0.46	168.9	1.84	0.01	Not required
	WLAN5GHz Ant 6		0.676	0	-72	104	0.64				
	Bluetooth Ant 6		0.015	0	-77.4	102.8	0.62				
	FR1 n2 Ant 0	Bottom Face	1.145	0	-72	-66	0.46	74.9	1.82	0.03	Not required
	WLAN5GHz Ant 7		0.675	0	-21	-120.8	0.39				
	FR1 n2 Ant 0	Bottom Face	1.145	0	-72	-66	0.46	117.9	1.20	0.01	Not required
	NFC Ant 9		0.053	0	43.6	-89	0.51				
	WLAN5GHz Ant 6	Bottom Face	0.676	0	-72	104	0.64	230.5	1.37	0.01	Not required
	Bluetooth Ant 6		0.015	0	-77.4	102.8	0.62				
	WLAN5GHz Ant 7		0.675	0	-21	-120.8	0.39				
	WLAN5GHz Ant 6	Bottom Face	0.676	0	-72	104	0.64	225.0	0.74	0.00	Not required
	Bluetooth Ant 6		0.015	0	-77.4	102.8	0.62				
	NFC Ant 9		0.053	0	43.6	-89	0.51				
	WLAN5GHz Ant 7	Bottom Face	0.675	0	-21	-120.8	0.39	72.0	0.73	0.01	Not required
	NFC Ant 9		0.053	0	43.6	-89	0.51				

	Band	Position	SAR (W/kg)	Gap (mm)	SAR peak location (mm) X	Y	Z	3D distance (mm)	Summed SAR (W/kg)	SPLSR Results	Simultaneous SAR
Case 3	FR1 n2 Ant 0	Edge 4	0.688	0	3.1	80	0.62	177.5	1.98	0.02	Not required
	Bluetooth Ant 6		0.002	0	-20	-96	0.33				
	WLAN5GHz Ant 6		1.29	0	-20	-96	0.55				
	FR1 n2 Ant 0	Edge 4	0.688	0	3.1	80	0.62	27.6	0.80	0.03	Not required
	WLAN5GHz Ant 7		0.107	0	-2.6	107	0.43				
	WLAN5GHz Ant 6	Edge 4	1.29	0	-20	-96	0.55	203.7	1.40	0.01	Not required
	Bluetooth Ant 6		0.002	0	-20	-96	0.33				
	WLAN5GHz Ant 7		0.107	0	-2.6	107	0.43				

	Band	Position	SAR (W/kg)	Gap (mm)	SAR peak location (mm) X	Y	Z	3D distance (mm)	Summed SAR (W/kg)	SPLSR Results	Simultaneous SAR
Case 4	FR1 n5 Ant 0	Bottom Face	0.684	0	-76.7	-71.7	0.28	173.5	1.37	0.01	Not required
	WLAN2.4GHz Ant 6		0.684	0	-75.8	101.8	0.23				
	FR1 n5 Ant 0	Bottom Face	0.684	0	-76.7	-71.7	0.28	63.3	1.32	0.02	Not required
	WLAN2.4GHz Ant 7		0.636	0	-39	-122.6	0.4				
	FR1 n5 Ant 0	Bottom Face	0.684	0	-76.7	-71.7	0.28	121.5	0.74	0.01	Not required
	NFC Ant 9		0.053	0	43.6	-89	0.51				
	WLAN2.4GHz Ant 6	Bottom Face	0.684	0	-75.8	101.8	0.23	227.4	1.32	0.01	Not required
	WLAN2.4GHz Ant 7		0.636	0	-39	-122.6	0.4				
	WLAN2.4GHz Ant 6	Bottom Face	0.684	0	-75.8	101.8	0.23	225.1	0.74	0.00	Not required
	NFC Ant 9		0.053	0	43.6	-89	0.51				
	WLAN2.4GHz Ant 7	Bottom Face	0.636	0	-39	-122.6	0.4	89.2	0.69	0.01	Not required
	NFC Ant 9		0.053	0	43.6	-89	0.51				

	Band	Position	SAR (W/kg)	Gap (mm)	SAR peak location (mm) X	Y	Z	3D distance (mm)	Summed SAR (W/kg)	SPLSR Results	Simultaneous SAR
Case 5	FR1 n5 Ant 0	Bottom Face	0.684	0	-76.7	-71.7	0.28	174.5	1.38	0.01	Not required
	WLAN5GHz Ant 6		0.676	0	-72	104	0.64				
	Bluetooth Ant 6		0.015	0	-77.4	102.8	0.62				
	FR1 n5 Ant 0	Bottom Face	0.684	0	-76.7	-71.7	0.28	74.3	1.36	0.02	Not required
	WLAN5GHz Ant 7		0.675	0	-21	-120.8	0.39				
	FR1 n5 Ant 0	Bottom Face	0.684	0	-76.7	-71.7	0.28	121.5	0.74	0.01	Not required
	NFC Ant 9		0.053	0	43.6	-89	0.51				
	WLAN5GHz Ant 6	Bottom Face	0.676	0	-72	104	0.64	230.5	1.37	0.01	Not required
	Bluetooth Ant 6		0.015	0	-77.4	102.8	0.62				
	WLAN5GHz Ant 7		0.675	0	-21	-120.8	0.39				
	WLAN5GHz Ant 6	Bottom Face	0.676	0	-72	104	0.64	225.0	0.74	0.00	Not required
	Bluetooth Ant 6		0.015	0	-77.4	102.8	0.62				
	NFC Ant 9		0.053	0	43.6	-89	0.51				
	WLAN5GHz Ant 7	Bottom Face	0.675	0	-21	-120.8	0.39	72.0	0.73	0.01	Not required
	NFC Ant 9		0.053	0	43.6	-89	0.51				

	Band	Position	SAR (W/kg)	Gap (mm)	SAR peak location (mm) X	Y	Z	3D distance (mm)	Summed SAR (W/kg)	SPLSR Results	Simultaneous SAR
Case 6	FR1 n5 Ant 0	Edge 4	0.79	0	0.001	58	0.31	155.3	2.08	0.02	Not required
	Bluetooth Ant 6		0.002	0	-20	-96	0.33				
	WLAN5GHz Ant 6		1.29	0	-20	-96	0.55				
	FR1 n5 Ant 0	Edge 4	0.79	0	0.001	58	0.31	49.1	0.90	0.02	Not required
	WLAN5GHz Ant 7		0.107	0	-2.6	107	0.43				
	WLAN5GHz Ant 6	Edge 4	1.29	0	-20	-96	0.55	203.7	1.40	0.01	Not required
	Bluetooth Ant 6		0.002	0	-20	-96	0.33				
	WLAN5GHz Ant 7		0.107	0	-2.6	107	0.43				

	Band	Position	SAR (W/kg)	Gap (mm)	SAR peak location (mm) X	Y	Z	3D distance (mm)	Summed SAR (W/kg)	SPLSR Results	Simultaneous SAR
Case 7	FR1 n7 Ant 0	Bottom Face	0.955	0	-84	-122	0.31	224.0	2.28	0.02	Not required
	WLAN2.4GHz Ant 7		0.636	0	-39	-122.6	0.4				
	WLAN2.4GHz Ant 6		0.684	0	-75.8	101.8	0.23				
	FR1 n7 Ant 0	Bottom Face	0.955	0	-84	-122	0.31	89.2	1.64	0.02	Not required
	WLAN2.4GHz Ant 7		0.636	0	-39	-122.6	0.4				
	NFC Ant 9		0.053	0	43.6	-89	0.51				
	WLAN2.4GHz Ant 6	Bottom Face	0.684	0	-75.8	101.8	0.23	225.1	0.74	0.00	Not required
	NFC Ant 9		0.053	0	43.6	-89	0.51				

	Band	Position	SAR (W/kg)	Gap (mm)	SAR peak location (mm) X	Y	Z	3D distance (mm)	Summed SAR (W/kg)	SPLSR Results	Simultaneous SAR
Case 8	FR1 n7 Ant 0	Bottom Face	0.955	0	-84	-122	0.31	224.9	1.65	0.01	Not required
	WLAN5GHz Ant 6		0.676	0	-72	104	0.64				
	Bluetooth Ant 6		0.015	0	-77.4	102.8	0.62				
	FR1 n7 Ant 0	Bottom Face	0.955	0	-84	-122	0.31	63.0	1.63	0.03	Not required
	WLAN5GHz Ant 7		0.675	0	-21	-120.8	0.39				
	FR1 n7 Ant 0	Bottom Face	0.955	0	-84	-122	0.31	131.8	1.01	0.01	Not required
	NFC Ant 9		0.053	0	43.6	-89	0.51				
	WLAN5GHz Ant 6	Bottom Face	0.676	0	-72	104	0.64	230.5	1.37	0.01	Not required
	Bluetooth Ant 6		0.015	0	-77.4	102.8	0.62				
	WLAN5GHz Ant 7		0.675	0	-21	-120.8	0.39				
	WLAN5GHz Ant 6	Bottom Face	0.676	0	-72	104	0.64	225.0	0.74	0.00	Not required
	Bluetooth Ant 6		0.015	0	-77.4	102.8	0.62				
	NFC Ant 9		0.053	0	43.6	-89	0.51				
	WLAN5GHz Ant 7	Bottom	0.675	0	-21	-120.8	0.39	72.0	0.73	0.01	Not required

	NFC Ant 9	Face	0.053	0	43.6	-89	0.51				

	Band	Position	SAR (W/kg)	Gap (mm)	SAR peak location (mm) X	Y	Z	3D distance (mm)	Summed SAR (W/kg)	SPLSR Results	Simultaneous SAR
Case 9	FR1 n7 Ant 0	Edge 4	0.687	0	1.2	86.8	0.5	184.0	1.98	0.02	Not required
	Bluetooth Ant 6		0.002	0	-20	-96	0.33				
	WLAN5GHz Ant 6		1.29	0	-20	-96	0.55				
	FR1 n7 Ant 0	Edge 4	0.687	0	1.2	86.8	0.5	20.6	0.79	0.03	Not required
	WLAN5GHz Ant 7		0.107	0	-2.6	107	0.43				
	WLAN5GHz Ant 6	Edge 4	1.29	0	-20	-96	0.55	203.7	1.40	0.01	Not required
	Bluetooth Ant 6		0.002	0	-20	-96	0.33				
	WLAN5GHz Ant 7		0.107	0	-2.6	107	0.43				

	Band	Position	SAR (W/kg)	Gap (mm)	SAR peak location (mm) X	Y	Z	3D distance (mm)	Summed SAR (W/kg)	SPLSR Results	Simultaneous SAR
Case 10	FR1 n7 Ant 2	Bottom Face	1.243	0	-74.8	0	0.22	101.8	1.93	0.03	Not required
	WLAN2.4GHz Ant 6		0.684	0	-75.8	101.8	0.23				
	FR1 n7 Ant 2	Bottom Face	1.243	0	-74.8	0	0.22	127.7	1.88	0.02	Not required
	WLAN2.4GHz Ant 7		0.636	0	-39	-122.6	0.4				
	FR1 n7 Ant 2	Bottom Face	1.243	0	-74.8	0	0.22	148.1	1.30	0.01	Not required
	NFC Ant 9		0.053	0	43.6	-89	0.51				
	WLAN2.4GHz Ant 6	Bottom Face	0.684	0	-75.8	101.8	0.23	227.4	1.32	0.01	Not required
	WLAN2.4GHz Ant 7		0.636	0	-39	-122.6	0.4				
	WLAN2.4GHz Ant 6	Bottom Face	0.684	0	-75.8	101.8	0.23	225.1	0.74	0.00	Not required
	NFC Ant 9		0.053	0	43.6	-89	0.51				
	WLAN2.4GHz Ant 7	Bottom Face	0.636	0	-39	-122.6	0.4	89.2	0.69	0.01	Not required
	NFC Ant 9		0.053	0	43.6	-89	0.51				

	Band	Position	SAR (W/kg)	Gap (mm)	SAR peak location (mm) X	Y	Z	3D distance (mm)	Summed SAR (W/kg)	SPLSR Results	Simultaneous SAR
Case 11	FR1 n7 Ant 2	Bottom Face	1.243	0	-74.8	0	0.22	102.8	1.93	0.03	Not required
	WLAN5GHz Ant 6		0.676	0	-72	104	0.64				
	Bluetooth Ant 6		0.015	0	-77.4	102.8	0.62				
	FR1 n7 Ant 2	Bottom Face	1.243	0	-74.8	0	0.22	132.2	1.92	0.02	Not required
	WLAN5GHz Ant 7		0.675	0	-21	-120.8	0.39				
	FR1 n7 Ant 2	Bottom Face	1.243	0	-74.8	0	0.22	148.1	1.30	0.01	Not required
	NFC Ant 9		0.053	0	43.6	-89	0.51				
	WLAN5GHz Ant 6	Bottom Face	0.676	0	-72	104	0.64	230.5	1.37	0.01	Not required
	Bluetooth Ant 6		0.015	0	-77.4	102.8	0.62				
	WLAN5GHz Ant 7		0.675	0	-21	-120.8	0.39				
	WLAN5GHz Ant 6	Bottom Face	0.676	0	-72	104	0.64	225.0	0.74	0.00	Not required
	Bluetooth Ant 6		0.015	0	-77.4	102.8	0.62				
	NFC Ant 9		0.053	0	43.6	-89	0.51				
	WLAN5GHz Ant 7	Bottom Face	0.675	0	-21	-120.8	0.39	72.0	0.73	0.01	Not required
	NFC Ant 9		0.053	0	43.6	-89	0.51				

	Band	Position	SAR (W/kg)	Gap (mm)	SAR peak location (mm) X	Y	Z	3D distance (mm)	Summed SAR (W/kg)	SPLSR Results	Simultaneous SAR
Case 12	FR1 n7 Ant 2	Edge 4	0.339	0	-4	-8	0.31	89.4	1.63	0.02	Not required
	Bluetooth Ant 6		0.002	0	-20	-96	0.33				
	WLAN5GHz Ant 6		1.29	0	-20	-96	0.55				
	FR1 n7 Ant 2	Edge 4	0.339	0	-4	-8	0.31	115.0	0.45	0.00	Not required
	WLAN5GHz Ant 7		0.107	0	-2.6	107	0.43				
	WLAN5GHz Ant 6	Edge 4	1.29	0	-20	-96	0.55	203.7	1.40	0.01	Not required
	Bluetooth Ant 6		0.002	0	-20	-96	0.33				
	WLAN5GHz Ant 7		0.107	0	-2.6	107	0.43				

	Band	Position	SAR (W/kg)	Gap (mm)	SAR peak location (mm) X	Y	Z	3D distance (mm)	Summed SAR (W/kg)	SPLSR Results	Simultaneous SAR
Case 13	FR1 n38 Ant 0	Bottom Face	0.872	0	-84	-118	0.11	220.0	2.19	0.01	Not required
	WLAN2.4GHz Ant 7		0.636	0	-39	-122.6	0.4				
	WLAN2.4GHz Ant 6		0.684	0	-75.8	101.8	0.23				
	FR1 n38 Ant 0	Bottom Face	0.872	0	-84	-118	0.11	89.2	1.56	0.02	Not required
	WLAN2.4GHz Ant 7		0.636	0	-39	-122.6	0.4				
	NFC Ant 9		0.053	0	43.6	-89	0.51				
	WLAN2.4GHz Ant 6	Bottom Face	0.684	0	-75.8	101.8	0.23	225.1	0.74	0.00	Not required
	NFC Ant 9		0.053	0	43.6	-89	0.51				

	Band	Position	SAR (W/kg)	Gap (mm)	SAR peak location (mm) X	Y	Z	3D distance (mm)	Summed SAR (W/kg)	SPLSR Results	Simultaneous SAR
Case 14	FR1 n38 Ant 0	Bottom Face	0.872	0	-84	-118	0.11	220.9	1.56	0.01	Not required
	WLAN5GHz Ant 6		0.676	0	-72	104	0.64				
	Bluetooth Ant 6		0.015	0	-77.4	102.8	0.62				
	FR1 n38 Ant 0	Bottom Face	0.872	0	-84	-118	0.11	63.1	1.55	0.03	Not required
	WLAN5GHz Ant 7		0.675	0	-21	-120.8	0.39				
	FR1 n38 Ant 0	Bottom Face	0.872	0	-84	-118	0.11	130.9	0.93	0.01	Not required
	NFC Ant 9		0.053	0	43.6	-89	0.51				
	WLAN5GHz Ant 6	Bottom Face	0.676	0	-72	104	0.64	230.5	1.37	0.01	Not required
	Bluetooth Ant 6		0.015	0	-77.4	102.8	0.62				
	WLAN5GHz Ant 7		0.675	0	-21	-120.8	0.39				
	WLAN5GHz Ant 6	Bottom Face	0.676	0	-72	104	0.64	225.0	0.74	0.00	Not required
	Bluetooth Ant 6		0.015	0	-77.4	102.8	0.62				
	NFC Ant 9		0.053	0	43.6	-89	0.51				
	WLAN5GHz Ant 7	Bottom Face	0.675	0	-21	-120.8	0.39	72.0	0.73	0.01	Not required
	NFC Ant 9		0.053	0	43.6	-89	0.51				

	Band	Position	SAR (W/kg)	Gap (mm)	SAR peak location (mm) X	Y	Z	3D distance (mm)	Summed SAR (W/kg)	SPLSR Results	Simultaneous SAR
Case 15	FR1 n38 Ant 0	Edge 4	0.675	0	-0.2	85.5	0.51	182.6	1.97	0.02	Not required
	Bluetooth Ant 6		0.002	0	-20	-96	0.33				
	WLAN5GHz Ant 6		1.29	0	-20	-96	0.55				
	FR1 n38 Ant 0	Edge 4	0.675	0	-0.2	85.5	0.51	21.6	0.78	0.03	Not required
	WLAN5GHz Ant 7		0.107	0	-2.6	107	0.43				
	WLAN5GHz Ant 6	Edge 4	1.29	0	-20	-96	0.55	203.7	1.40	0.01	Not required
	Bluetooth Ant 6		0.002	0	-20	-96	0.33				
	WLAN5GHz Ant 7		0.107	0	-2.6	107	0.43				

	Band	Position	SAR (W/kg)	Gap (mm)	SAR peak location (mm) X	Y	Z	3D distance (mm)	Summed SAR (W/kg)	SPLSR Results	Simultaneous SAR
Case 16	FR1 n41 HPUE Ant 2	Bottom Face	1.254	0	-71.8	0.2	0.38	101.7	1.94	0.03	Not required
	WLAN2.4GHz Ant 6		0.684	0	-75.8	101.8	0.23				
	FR1 n41 HPUE Ant 2	Bottom Face	1.254	0	-71.8	0.2	0.38	127.1	1.89	0.02	Not required
	WLAN2.4GHz Ant 7		0.636	0	-39	-122.6	0.4				
	FR1 n41 HPUE Ant 2	Bottom Face	1.254	0	-71.8	0.2	0.38	145.9	1.31	0.01	Not required
	NFC Ant 9		0.053	0	43.6	-89	0.51				
	WLAN2.4GHz Ant 6	Bottom Face	0.684	0	-75.8	101.8	0.23	227.4	1.32	0.01	Not required
	WLAN2.4GHz Ant 7		0.636	0	-39	-122.6	0.4				
	WLAN2.4GHz Ant 6	Bottom Face	0.684	0	-75.8	101.8	0.23	225.1	0.74	0.00	Not required
	NFC Ant 9		0.053	0	43.6	-89	0.51				
	WLAN2.4GHz Ant 7	Bottom Face	0.636	0	-39	-122.6	0.4	89.2	0.69	0.01	Not required
	NFC Ant 9		0.053	0	43.6	-89	0.51				

	Band	Position	SAR (W/kg)	Gap (mm)	SAR peak location (mm) X	Y	Z	3D distance (mm)	Summed SAR (W/kg)	SPLSR Results	Simultaneous SAR
Case 17	FR1 n41 HPUE Ant 2	Bottom Face	1.254	0	-71.8	0.2	0.38	102.8	1.95	0.03	Not required
	WLAN5GHz Ant 6		0.676	0	-72	104	0.64				
	Bluetooth Ant 6		0.015	0	-77.4	102.8	0.62				
	FR1 n41 HPUE Ant 2	Bottom Face	1.254	0	-71.8	0.2	0.38	131.2	1.93	0.02	Not required
	WLAN5GHz Ant 7		0.675	0	-21	-120.8	0.39				
	FR1 n41 HPUE Ant 2	Bottom Face	1.254	0	-71.8	0.2	0.38	145.9	1.31	0.01	Not required
	NFC Ant 9		0.053	0	43.6	-89	0.51				
	WLAN5GHz Ant 6	Bottom Face	0.676	0	-72	104	0.64	230.5	1.37	0.01	Not required
	Bluetooth Ant 6		0.015	0	-77.4	102.8	0.62				
	WLAN5GHz Ant 7		0.675	0	-21	-120.8	0.39				
	WLAN5GHz Ant 6	Bottom Face	0.676	0	-72	104	0.64	225.0	0.74	0.00	Not required
	Bluetooth Ant 6		0.015	0	-77.4	102.8	0.62				
	NFC Ant 9		0.053	0	43.6	-89	0.51				
	WLAN5GHz Ant 7	Bottom Face	0.675	0	-21	-120.8	0.39	72.0	0.73	0.01	Not required
	NFC Ant 9		0.053	0	43.6	-89	0.51				

	Band	Position	SAR (W/kg)	Gap (mm)	SAR peak location (mm) X	Y	Z	3D distance (mm)	Summed SAR (W/kg)	SPLSR Results	Simultaneous SAR
Case 18	FR1 n41 HPUE Ant 2	Edge 4	0.441	0	-2	-8	0.47	89.8	1.73	0.03	Not required
	Bluetooth Ant 6		0.002	0	-20	-96	0.33				
	WLAN5GHz Ant 6		1.29	0	-20	-96	0.55				
	FR1 n41 HPUE Ant 2	Edge 4	0.441	0	-2	-8	0.47	115.0	0.55	0.00	Not required
	WLAN5GHz Ant 7		0.107	0	-2.6	107	0.43				
	WLAN5GHz Ant 6	Edge 4	1.29	0	-20	-96	0.55	203.7	1.40	0.01	Not required
	Bluetooth Ant 6		0.002	0	-20	-96	0.33				
	WLAN5GHz Ant 7		0.107	0	-2.6	107	0.43				

	Band	Position	SAR (W/kg)	Gap (mm)	SAR peak location (mm) X	Y	Z	3D distance (mm)	Summed SAR (W/kg)	SPLSR Results	Simultaneous SAR
Case 19	FR1 n41 Ant 1	Bottom Face	1.231	0	73.2	44.2	0.38	159.7	1.92	0.02	Not required
	WLAN2.4GHz Ant 6		0.684	0	-75.8	101.8	0.23				
	FR1 n41 Ant 1	Bottom Face	1.231	0	73.2	44.2	0.38	201.0	1.87	0.01	Not required
	WLAN2.4GHz Ant 7		0.636	0	-39	-122.6	0.4				
	FR1 n41 Ant 1	Bottom Face	1.231	0	73.2	44.2	0.38	136.4	1.28	0.01	Not required
	NFC Ant 9		0.053	0	43.6	-89	0.51				
	WLAN2.4GHz Ant 6	Bottom Face	0.684	0	-75.8	101.8	0.23	227.4	1.32	0.01	Not required
	WLAN2.4GHz Ant 7		0.636	0	-39	-122.6	0.4				
	WLAN2.4GHz Ant 6	Bottom Face	0.684	0	-75.8	101.8	0.23	225.1	0.74	0.00	Not required
	NFC Ant 9		0.053	0	43.6	-89	0.51				
	WLAN2.4GHz Ant 7	Bottom Face	0.636	0	-39	-122.6	0.4	89.2	0.69	0.01	Not required
	NFC Ant 9		0.053	0	43.6	-89	0.51				

	Band	Position	SAR (W/kg)	Gap (mm)	SAR peak location (mm) X	Y	Z	3D distance (mm)	Summed SAR (W/kg)	SPLSR Results	Simultaneous SAR
Case 20	FR1 n41 Ant 1	Bottom Face	1.231	0	73.2	44.2	0.38	157.0	1.92	0.02	Not required
	WLAN5GHz Ant 6		0.676	0	-72	104	0.64				
	Bluetooth Ant 6		0.015	0	-77.4	102.8	0.62				
	FR1 n41 Ant 1	Bottom Face	1.231	0	73.2	44.2	0.38	190.0	1.91	0.01	Not required
	WLAN5GHz Ant 7		0.675	0	-21	-120.8	0.39				
	FR1 n41 Ant 1	Bottom Face	1.231	0	73.2	44.2	0.38	136.4	1.28	0.01	Not required
	NFC Ant 9		0.053	0	43.6	-89	0.51				
	WLAN5GHz Ant 6	Bottom Face	0.676	0	-72	104	0.64	230.5	1.37	0.01	Not required
	Bluetooth Ant 6		0.015	0	-77.4	102.8	0.62				
	WLAN5GHz Ant 7		0.675	0	-21	-120.8	0.39				

	WLAN5GHz Ant 6	Bottom Face	0.676	0	-72	104	0.64	225.0	0.74	0.00	Not required
	Bluetooth Ant 6		0.015	0	-77.4	102.8	0.62				
	NFC Ant 9		0.053	0	43.6	-89	0.51				
	WLAN5GHz Ant 7	Bottom Face	0.675	0	-21	-120.8	0.39	72.0	0.73	0.01	Not required
	NFC Ant 9		0.053	0	43.6	-89	0.51				

Case 21	Band	Position	SAR (W/kg)	Gap (mm)	SAR peak location (mm) X	Y	Z	3D distance (mm)	Summed SAR (W/kg)	SPLSR Results	Simultaneous SAR
	FR1 n41 Ant 4	Bottom Face	1.253	0	27.8	110.6	0.24	104.0	1.94	0.03	Not required
	WLAN2.4GHz Ant 6		0.684	0	-75.8	101.8	0.23				
	FR1 n41 Ant 4	Bottom Face	1.253	0	27.8	110.6	0.24	242.6	1.89	0.01	Not required
	WLAN2.4GHz Ant 7		0.636	0	-39	-122.6	0.4				
	FR1 n41 Ant 4	Bottom Face	1.253	0	27.8	110.6	0.24	200.2	1.31	0.01	Not required
	NFC Ant 9		0.053	0	43.6	-89	0.51				
	WLAN2.4GHz Ant 6	Bottom Face	0.684	0	-75.8	101.8	0.23	227.4	1.32	0.01	Not required
	WLAN2.4GHz Ant 7		0.636	0	-39	-122.6	0.4				
	WLAN2.4GHz Ant 6	Bottom Face	0.684	0	-75.8	101.8	0.23	225.1	0.74	0.00	Not required
	NFC Ant 9		0.053	0	43.6	-89	0.51				
	WLAN2.4GHz Ant 7	Bottom Face	0.636	0	-39	-122.6	0.4	89.2	0.69	0.01	Not required
	NFC Ant 9		0.053	0	43.6	-89	0.51				

Case 22	Band	Position	SAR (W/kg)	Gap (mm)	SAR peak location (mm) X	Y	Z	3D distance (mm)	Summed SAR (W/kg)	SPLSR Results	Simultaneous SAR
	FR1 n41 Ant 4	Bottom Face	1.253	0	27.8	110.6	0.24	100.0	1.94	0.03	Not required
	WLAN5GHz Ant 6		0.676	0	-72	104	0.64				
	Bluetooth Ant 6		0.015	0	-77.4	102.8	0.62				
	FR1 n41 Ant 4	Bottom Face	1.253	0	27.8	110.6	0.24	236.5	1.93	0.01	Not required
	WLAN5GHz Ant 7		0.675	0	-21	-120.8	0.39				
	FR1 n41 Ant 4	Bottom Face	1.253	0	27.8	110.6	0.24	200.2	1.31	0.01	Not required
	NFC Ant 9		0.053	0	43.6	-89	0.51				
	WLAN5GHz Ant 6	Bottom Face	0.676	0	-72	104	0.64	230.5	1.37	0.01	Not required
	Bluetooth Ant 6		0.015	0	-77.4	102.8	0.62				
	WLAN5GHz Ant 7		0.675	0	-21	-120.8	0.39				
	WLAN5GHz Ant 6	Bottom Face	0.676	0	-72	104	0.64	225.0	0.74	0.00	Not required
	Bluetooth Ant 6		0.015	0	-77.4	102.8	0.62				
	NFC Ant 9		0.053	0	43.6	-89	0.51				
	WLAN5GHz Ant 7	Bottom Face	0.675	0	-21	-120.8	0.39	72.0	0.73	0.01	Not required
	NFC Ant 9		0.053	0	43.6	-89	0.51				

Case 23	Band	Position	SAR (W/kg)	Gap (mm)	SAR peak location (mm) X	Y	Z	3D distance (mm)	Summed SAR (W/kg)	SPLSR Results	Simultaneous SAR
	FR1 n41 Ant 5	Bottom Face	0.682	0	-19.8	113.8	0.65	57.3	1.37	0.03	Not required
	WLAN2.4GHz Ant 6		0.684	0	-75.8	101.8	0.23				
	FR1 n41 Ant 5	Bottom Face	0.682	0	-19.8	113.8	0.65	237.2	1.32	0.01	Not required
	WLAN2.4GHz Ant 7		0.636	0	-39	-122.6	0.4				
	FR1 n41 Ant 5	Bottom Face	0.682	0	-19.8	113.8	0.65	212.5	0.74	0.00	Not required
	NFC Ant 9		0.053	0	43.6	-89	0.51				
	WLAN2.4GHz Ant 6	Bottom Face	0.684	0	-75.8	101.8	0.23	227.4	1.32	0.01	Not required
	WLAN2.4GHz Ant 7		0.636	0	-39	-122.6	0.4				
	WLAN2.4GHz Ant 6	Bottom Face	0.684	0	-75.8	101.8	0.23	225.1	0.74	0.00	Not required
	NFC Ant 9		0.053	0	43.6	-89	0.51				
	WLAN2.4GHz Ant 7	Bottom Face	0.636	0	-39	-122.6	0.4	89.2	0.69	0.01	Not required
	NFC Ant 9		0.053	0	43.6	-89	0.51				

Case 24	Band	Position	SAR (W/kg)	Gap (mm)	SAR peak location (mm) X	Y	Z	3D distance (mm)	Summed SAR (W/kg)	SPLSR Results	Simultaneous SAR

	FR1 n41 Ant 5	Bottom Face	0.682	0	-19.8	113.8	0.65	53.1	1.37	0.03	Not required
	WLAN5GHz Ant 6		0.676	0	-72	104	0.64				
	Bluetooth Ant 6		0.015	0	-77.4	102.8	0.62				
	FR1 n41 Ant 5	Bottom Face	0.682	0	-19.8	113.8	0.65	234.6	1.36	0.01	Not required
	WLAN5GHz Ant 7		0.675	0	-21	-120.8	0.39				
	FR1 n41 Ant 5	Bottom Face	0.682	0	27.8	110.6	0.24	200.2	0.74	0.00	Not required
	NFC Ant 9		0.053	0	43.6	-89	0.51				
	WLAN5GHz Ant 6	Bottom Face	0.676	0	-72	104	0.64	230.5	1.37	0.01	Not required
	Bluetooth Ant 6		0.015	0	-77.4	102.8	0.62				
	WLAN5GHz Ant 7		0.675	0	-21	-120.8	0.39				
	WLAN5GHz Ant 6	Bottom Face	0.676	0	-72	104	0.64	225.0	0.74	0.00	Not required
	Bluetooth Ant 6		0.015	0	-77.4	102.8	0.62				
	NFC Ant 9		0.053	0	43.6	-89	0.51				
	WLAN5GHz Ant 7	Bottom Face	0.675	0	-21	-120.8	0.39	72.0	0.73	0.01	Not required
	NFC Ant 9		0.053	0	43.6	-89	0.51				

	Band	Position	SAR (W/kg)	Gap (mm)	SAR peak location (mm)			3D distance (mm)	Summed SAR (W/kg)	SPLSR Results	Simultaneous SAR
					X	Y	Z				
Case 25	FR1 n66 Ant 0	Bottom Face	0.68	0	-72.2	-112.4	0.5	214.2	2.00	0.01	Not required
	WLAN2.4GHz Ant 7		0.636	0	-39	-122.6	0.4				
	WLAN2.4GHz Ant 6		0.684	0	-75.8	101.8	0.23				
	FR1 n66 Ant 0	Bottom Face	0.68	0	-72.2	-112.4	0.5	89.2	1.37	0.02	Not required
	WLAN2.4GHz Ant 7		0.636	0	-39	-122.6	0.4				
	NFC Ant 9		0.053	0	43.6	-89	0.51				
	WLAN2.4GHz Ant 6	Bottom Face	0.684	0	-75.8	101.8	0.23	225.1	0.74	0.00	Not required
	NFC Ant 9		0.053	0	43.6	-89	0.51				

	Band	Position	SAR (W/kg)	Gap (mm)	SAR peak location (mm)			3D distance (mm)	Summed SAR (W/kg)	SPLSR Results	Simultaneous SAR
					X	Y	Z				
Case 26	FR1 n66 Ant 0	Bottom Face	0.68	0	-72.2	-112.4	0.5	215.3	1.37	0.01	Not required
	WLAN5GHz Ant 6		0.676	0	-72	104	0.64				
	Bluetooth Ant 6		0.015	0	-77.4	102.8	0.62				
	FR1 n66 Ant 0	Bottom Face	0.68	0	-72.2	-112.4	0.5	51.9	1.36	0.03	Not required
	WLAN5GHz Ant 7		0.675	0	-21	-120.8	0.39				
	FR1 n66 Ant 0	Bottom Face	0.68	0	-72.2	-112.4	0.5	118.1	0.73	0.01	Not required
	NFC Ant 9		0.053	0	43.6	-89	0.51				
	WLAN5GHz Ant 6	Bottom Face	0.676	0	-72	104	0.64	230.5	1.37	0.01	Not required
	Bluetooth Ant 6		0.015	0	-77.4	102.8	0.62				
	WLAN5GHz Ant 7		0.675	0	-21	-120.8	0.39				
	WLAN5GHz Ant 6	Bottom Face	0.676	0	-72	104	0.64	225.0	0.74	0.00	Not required
	Bluetooth Ant 6		0.015	0	-77.4	102.8	0.62				
	NFC Ant 9		0.053	0	43.6	-89	0.51				
	WLAN5GHz Ant 7	Bottom Face	0.675	0	-21	-120.8	0.39	72.0	0.73	0.01	Not required
	NFC Ant 9		0.053	0	43.6	-89	0.51				

	Band	Position	SAR (W/kg)	Gap (mm)	SAR peak location (mm)			3D distance (mm)	Summed SAR (W/kg)	SPLSR Results	Simultaneous SAR
					X	Y	Z				
Case 27	FR1 n66 Ant 0	Edge 4	0.72	0	0.01	78	0.12	175.1	2.01	0.02	Not required
	Bluetooth Ant 6		0.002	0	-20	-96	0.33				
	WLAN5GHz Ant 6		1.29	0	-20	-96	0.55				
	FR1 n66 Ant 0	Edge 4	0.72	0	0.01	78	0.12	29.1	0.83	0.03	Not required
	WLAN5GHz Ant 7		0.107	0	-2.6	107	0.43				
	WLAN5GHz Ant 6	Edge 4	1.29	0	-20	-96	0.55	203.7	1.40	0.01	Not required
	Bluetooth Ant 6		0.002	0	-20	-96	0.33				
	WLAN5GHz Ant 7		0.107	0	-2.6	107	0.43				

	Band	Position	SAR (W/kg)	Gap (mm)	SAR peak location (mm) X	Y	Z	3D distance (mm)	Summed SAR (W/kg)	SPLSR Results	Simultaneous SAR
Case 28	FR1 n77 Part27O Ant 1	Bottom Face	0.5	0	71.4	49.2	0.15	156.3	1.18	0.01	Not required
	WLAN2.4GHz Ant 6		0.684	0	-75.8	101.8	0.23				
	FR1 n77 Part27O Ant 1	Bottom Face	0.5	0	71.4	49.2	0.15	204.2	1.14	0.01	Not required
	WLAN2.4GHz Ant 7		0.636	0	-39	-122.6	0.4				
	FR1 n77 Part27O Ant 1	Bottom Face	0.5	0	71.4	49.2	0.15	141.0	0.55	0.00	Not required
	NFC Ant 9		0.053	0	43.6	-89	0.51				
	WLAN2.4GHz Ant 6	Bottom Face	0.684	0	-75.8	101.8	0.23	227.4	1.32	0.01	Not required
	WLAN2.4GHz Ant 7		0.636	0	-39	-122.6	0.4				
	WLAN2.4GHz Ant 6	Bottom Face	0.684	0	-75.8	101.8	0.23	225.1	0.74	0.00	Not required
	NFC Ant 9		0.053	0	43.6	-89	0.51				
	WLAN2.4GHz Ant 7	Bottom Face	0.636	0	-39	-122.6	0.4	89.2	0.69	0.01	Not required
	NFC Ant 9		0.053	0	43.6	-89	0.51				

	Band	Position	SAR (W/kg)	Gap (mm)	SAR peak location (mm) X	Y	Z	3D distance (mm)	Summed SAR (W/kg)	SPLSR Results	Simultaneous SAR
Case 29	FR1 n77 Part27O Ant 1	Bottom Face	0.5	0	71.4	49.2	0.15	153.5	1.19	0.01	Not required
	WLAN5GHz Ant 6		0.676	0	-72	104	0.64				
	Bluetooth Ant 6		0.015	0	-77.4	102.8	0.62				
	FR1 n77 Part27O Ant 1	Bottom Face	0.5	0	71.4	49.2	0.15	193.5	1.18	0.01	Not required
	WLAN5GHz Ant 7		0.675	0	-21	-120.8	0.39				
	FR1 n77 Part27O Ant 1	Bottom Face	0.5	0	71.4	49.2	0.15	141.0	0.55	0.00	Not required
	NFC Ant 9		0.053	0	43.6	-89	0.51				
	WLAN5GHz Ant 6	Bottom Face	0.676	0	-72	104	0.64	230.5	1.37	0.01	Not required
	Bluetooth Ant 6		0.015	0	-77.4	102.8	0.62				
	WLAN5GHz Ant 7		0.675	0	-21	-120.8	0.39				
	WLAN5GHz Ant 6	Bottom Face	0.676	0	-72	104	0.64	225.0	0.74	0.00	Not required
	Bluetooth Ant 6		0.015	0	-77.4	102.8	0.62				
	NFC Ant 9		0.053	0	43.6	-89	0.51				
	WLAN5GHz Ant 7	Bottom Face	0.675	0	-21	-120.8	0.39	72.0	0.73	0.01	Not required
	NFC Ant 9		0.053	0	43.6	-89	0.51				

	Band	Position	SAR (W/kg)	Gap (mm)	SAR peak location (mm) X	Y	Z	3D distance (mm)	Summed SAR (W/kg)	SPLSR Results	Simultaneous SAR
Case 30	FR1 n77 Part27Q Ant 1	Bottom Face	1.231	0	70	47.8	0.21	155.5	1.92	0.02	Not required
	WLAN2.4GHz Ant 6		0.684	0	-75.8	101.8	0.23				
	FR1 n77 Part27Q Ant 1	Bottom Face	1.231	0	70	47.8	0.21	202.3	1.87	0.01	Not required
	WLAN2.4GHz Ant 7		0.636	0	-39	-122.6	0.4				
	FR1 n77 Part27Q Ant 1	Bottom Face	1.231	0	70	47.8	0.21	139.3	1.28	0.01	Not required
	NFC Ant 9		0.053	0	43.6	-89	0.51				
	WLAN2.4GHz Ant 6	Bottom Face	0.684	0	-75.8	101.8	0.23	227.4	1.32	0.01	Not required
	WLAN2.4GHz Ant 7		0.636	0	-39	-122.6	0.4				
	WLAN2.4GHz Ant 6	Bottom Face	0.684	0	-75.8	101.8	0.23	225.1	0.74	0.00	Not required
	NFC Ant 9		0.053	0	43.6	-89	0.51				
	WLAN2.4GHz Ant 7	Bottom Face	0.636	0	-39	-122.6	0.4	89.2	0.69	0.01	Not required
	NFC Ant 9		0.053	0	43.6	-89	0.51				

	Band	Position	SAR (W/kg)	Gap (mm)	SAR peak location (mm) X	Y	Z	3D distance (mm)	Summed SAR (W/kg)	SPLSR Results	Simultaneous SAR
Case 31	FR1 n77 Part27Q Ant 1	Bottom Face	1.231	0	70	47.8	0.21	152.7	1.92	0.02	Not required
	WLAN5GHz Ant 6		0.676	0	-72	104	0.64				
	Bluetooth Ant 6		0.015	0	-77.4	102.8	0.62				
	FR1 n77 Part27Q Ant 1	Bottom Face	1.231	0	70	47.8	0.21	191.6	1.91	0.01	Not required
	WLAN5GHz Ant 7		0.675	0	-21	-120.8	0.39				
	FR1 n77 Part27Q Ant 1	Bottom	1.231	0	70	47.8	0.21	139.3	1.28	0.01	Not required

	NFC Ant 9	Face	0.053	0	43.6	-89	0.51				
	WLAN5GHz Ant 6	Bottom Face	0.676	0	-72	104	0.64	230.5	1.37	0.01	Not required
	Bluetooth Ant 6		0.015	0	-77.4	102.8	0.62				
	WLAN5GHz Ant 7		0.675	0	-21	-120.8	0.39				
	WLAN5GHz Ant 6	Bottom Face	0.676	0	-72	104	0.64	225.0	0.74	0.00	Not required
	Bluetooth Ant 6		0.015	0	-77.4	102.8	0.62				
	NFC Ant 9		0.053	0	43.6	-89	0.51				
	WLAN5GHz Ant 7	Bottom Face	0.675	0	-21	-120.8	0.39	72.0	0.73	0.01	Not required
	NFC Ant 9		0.053	0	43.6	-89	0.51				

Case 32	Band	Position	SAR (W/kg)	Gap (mm)	SAR peak location (mm) X	Y	Z	3D distance (mm)	Summed SAR (W/kg)	SPLSR Results	Simultaneous SAR
	FR1 n77 Part27O Ant 3	Bottom Face	1.036	0	-76	-41	0.22	142.8	1.72	0.02	Not required
	WLAN2.4GHz Ant 6		0.684	0	-75.8	101.8	0.23				
	FR1 n77 Part27O Ant 3	Bottom Face	1.036	0	-76	-41	0.22	89.6	1.67	0.02	Not required
	WLAN2.4GHz Ant 7		0.636	0	-39	-122.6	0.4				
	FR1 n77 Part27O Ant 3	Bottom Face	1.036	0	-76	-41	0.22	128.9	1.09	0.01	Not required
	NFC Ant 9		0.053	0	43.6	-89	0.51				
	WLAN2.4GHz Ant 6	Bottom Face	0.684	0	-75.8	101.8	0.23	227.4	1.32	0.01	Not required
	WLAN2.4GHz Ant 7		0.636	0	-39	-122.6	0.4				
	WLAN2.4GHz Ant 6	Bottom Face	0.684	0	-75.8	101.8	0.23	225.1	0.74	0.00	Not required
	NFC Ant 9		0.053	0	43.6	-89	0.51				
	WLAN2.4GHz Ant 7	Bottom Face	0.636	0	-39	-122.6	0.4	89.2	0.69	0.01	Not required
	NFC Ant 9		0.053	0	43.6	-89	0.51				

Case 33	Band	Position	SAR (W/kg)	Gap (mm)	SAR peak location (mm) X	Y	Z	3D distance (mm)	Summed SAR (W/kg)	SPLSR Results	Simultaneous SAR
	FR1 n77 Part27O Ant 3	Bottom Face	1.036	0	-76	-41	0.22	143.8	1.73	0.02	Not required
	WLAN5GHz Ant 6		0.676	0	-72	104	0.64				
	Bluetooth Ant 6		0.015	0	-77.4	102.8	0.62				
	FR1 n77 Part27O Ant 3	Bottom Face	1.036	0	-76	-41	0.22	96.9	1.71	0.02	Not required
	WLAN5GHz Ant 7		0.675	0	-21	-120.8	0.39				
	FR1 n77 Part27O Ant 3	Bottom Face	1.036	0	-76	-41	0.22	128.9	1.09	0.01	Not required
	NFC Ant 9		0.053	0	43.6	-89	0.51				
	WLAN5GHz Ant 6	Bottom Face	0.676	0	-72	104	0.64	230.5	1.37	0.01	Not required
	Bluetooth Ant 6		0.015	0	-77.4	102.8	0.62				
	WLAN5GHz Ant 7		0.675	0	-21	-120.8	0.39				
	WLAN5GHz Ant 6	Bottom Face	0.676	0	-72	104	0.64	225.0	0.74	0.00	Not required
	Bluetooth Ant 6		0.015	0	-77.4	102.8	0.62				
	NFC Ant 9		0.053	0	43.6	-89	0.51				
	WLAN5GHz Ant 7	Bottom Face	0.675	0	-21	-120.8	0.39	72.0	0.73	0.01	Not required
	NFC Ant 9		0.053	0	43.6	-89	0.51				

Case 34	Band	Position	SAR (W/kg)	Gap (mm)	SAR peak location (mm) X	Y	Z	3D distance (mm)	Summed SAR (W/kg)	SPLSR Results	Simultaneous SAR
	FR1 n77 Part27O Ant 3	Edge 4	1.221	0	-0.8	32.8	0.65	130.2	2.51	0.03	Not required
	Bluetooth Ant 6		0.002	0	-20	-96	0.33				
	WLAN5GHz Ant 6		1.29	0	-20	-96	0.55				
	FR1 n77 Part27O Ant 3	Edge 4	1.221	0	-0.8	32.8	0.65	74.2	1.33	0.02	Not required
	WLAN5GHz Ant 7		0.107	0	-2.6	107	0.43				
	WLAN5GHz Ant 6	Edge 4	1.29	0	-20	-96	0.55	203.7	1.40	0.01	Not required
	Bluetooth Ant 6		0.002	0	-20	-96	0.33				
	WLAN5GHz Ant 7		0.107	0	-2.6	107	0.43				

Case 35	Band	Position	SAR (W/kg)	Gap (mm)	SAR peak location (mm) X	Y	Z	3D distance (mm)	Summed SAR (W/kg)	SPLSR Results	Simultaneous SAR

	FR1 n77 Part27Q Ant 3	Bottom Face	1.236	0	-73	-40.54	0.19	142.4	1.92	0.02	Not required
	WLAN2.4GHz Ant 6		0.684	0	-75.8	101.8	0.23				
	FR1 n77 Part27Q Ant 3	Bottom Face	1.236	0	-73	-40.54	0.19	88.8	1.87	0.03	Not required
	WLAN2.4GHz Ant 7		0.636	0	-39	-122.6	0.4				
	FR1 n77 Part27Q Ant 3	Bottom Face	1.236	0	-73	-40.54	0.19	126.3	1.29	0.01	Not required
	NFC Ant 9		0.053	0	43.6	-89	0.51				
	WLAN2.4GHz Ant 6	Bottom Face	0.684	0	-75.8	101.8	0.23	227.4	1.32	0.01	Not required
	WLAN2.4GHz Ant 7		0.636	0	-39	-122.6	0.4				
	WLAN2.4GHz Ant 6	Bottom Face	0.684	0	-75.8	101.8	0.23	225.1	0.74	0.00	Not required
	NFC Ant 9		0.053	0	43.6	-89	0.51				
	WLAN2.4GHz Ant 7	Bottom Face	0.636	0	-39	-122.6	0.4	89.2	0.69	0.01	Not required
	NFC Ant 9		0.053	0	43.6	-89	0.51				

	Band	Position	SAR (W/kg)	Gap (mm)	SAR peak location (mm)			3D distance (mm)	Summed SAR (W/kg)	SPLSR Results	Simultaneous SAR
					X	Y	Z				
Case 36	FR1 n77 Part27Q Ant 3	Bottom Face	1.236	0	-73	-40.54	0.19	143.4	1.93	0.02	Not required
	WLAN5GHz Ant 6		0.676	0	-72	104	0.64				
	Bluetooth Ant 6		0.015	0	-77.4	102.8	0.62				
	FR1 n77 Part27Q Ant 3	Bottom Face	1.236	0	-73	-40.54	0.19	95.6	1.91	0.03	Not required
	WLAN5GHz Ant 7		0.675	0	-21	-120.8	0.39				
	FR1 n77 Part27Q Ant 3	Bottom Face	1.236	0	-73	-40.54	0.19	126.3	1.29	0.01	Not required
	NFC Ant 9		0.053	0	43.6	-89	0.51				
	WLAN5GHz Ant 6	Bottom Face	0.676	0	-72	104	0.64	230.5	1.37	0.01	Not required
	Bluetooth Ant 6		0.015	0	-77.4	102.8	0.62				
	WLAN5GHz Ant 7		0.675	0	-21	-120.8	0.39				
	WLAN5GHz Ant 6	Bottom Face	0.676	0	-72	104	0.64	225.0	0.74	0.00	Not required
	Bluetooth Ant 6		0.015	0	-77.4	102.8	0.62				
	NFC Ant 9		0.053	0	43.6	-89	0.51				
	WLAN5GHz Ant 7	Bottom Face	0.675	0	-21	-120.8	0.39	72.0	0.73	0.01	Not required
	NFC Ant 9		0.053	0	43.6	-89	0.51				

	Band	Position	SAR (W/kg)	Gap (mm)	SAR peak location (mm)			3D distance (mm)	Summed SAR (W/kg)	SPLSR Results	Simultaneous SAR
					X	Y	Z				
Case 37	FR1 n77 Part27Q Ant 3	Edge 4	0.856	0	-1	31.48	0.56	128.9	2.15	0.02	Not required
	Bluetooth Ant 6		0.002	0	-20	-96	0.33				
	WLAN5GHz Ant 6		1.29	0	-20	-96	0.55				
	FR1 n77 Part27Q Ant 3	Edge 4	0.856	0	-1	31.48	0.56	75.5	0.96	0.01	Not required
	WLAN5GHz Ant 7		0.107	0	-2.6	107	0.43				
	WLAN5GHz Ant 6	Edge 4	1.29	0	-20	-96	0.55	203.7	1.40	0.01	Not required
	Bluetooth Ant 6		0.002	0	-20	-96	0.33				
	WLAN5GHz Ant 7		0.107	0	-2.6	107	0.43				

	Band	Position	SAR (W/kg)	Gap (mm)	SAR peak location (mm)			3D distance (mm)	Summed SAR (W/kg)	SPLSR Results	Simultaneous SAR
					X	Y	Z				
Case 38	FR1 n77 Part27O Ant 4	Bottom Face	0.777	0	30	113.6	0.43	106.5	1.46	0.02	Not required
	WLAN2.4GHz Ant 6		0.684	0	-75.8	101.8	0.23				
	FR1 n77 Part27O Ant 4	Bottom Face	0.777	0	30	113.6	0.43	246.1	1.41	0.01	Not required
	WLAN2.4GHz Ant 7		0.636	0	-39	-122.6	0.4				
	FR1 n77 Part27O Ant 4	Bottom Face	0.777	0	30	113.6	0.43	203.1	0.83	0.00	Not required
	NFC Ant 9		0.053	0	43.6	-89	0.51				
	WLAN2.4GHz Ant 6	Bottom Face	0.684	0	-75.8	101.8	0.23	227.4	1.32	0.01	Not required
	WLAN2.4GHz Ant 7		0.636	0	-39	-122.6	0.4				
	WLAN2.4GHz Ant 6	Bottom Face	0.684	0	-75.8	101.8	0.23	225.1	0.74	0.00	Not required
	NFC Ant 9		0.053	0	43.6	-89	0.51				
	WLAN2.4GHz Ant 7	Bottom Face	0.636	0	-39	-122.6	0.4	89.2	0.69	0.01	Not required
	NFC Ant 9		0.053	0	43.6	-89	0.51				

	Band	Position	SAR (W/kg)	Gap (mm)	SAR peak location (mm) X	Y	Z	3D distance (mm)	Summed SAR (W/kg)	SPLSR Results	Simultaneous SAR
Case 39	FR1 n77 Part27O Ant 4	Bottom Face	0.777	0	30	113.6	0.43	102.5	1.47	0.02	Not required
	WLAN5GHz Ant 6		0.676	0	-72	104	0.64				
	Bluetooth Ant 6		0.015	0	-77.4	102.8	0.62				
	FR1 n77 Part27O Ant 4	Bottom Face	0.777	0	30	113.6	0.43	239.9	1.45	0.01	Not required
	WLAN5GHz Ant 7		0.675	0	-21	-120.8	0.39				
	FR1 n77 Part27O Ant 4	Bottom Face	0.777	0	30	113.6	0.43	203.1	0.83	0.00	Not required
	NFC Ant 9		0.053	0	43.6	-89	0.51				
	WLAN5GHz Ant 6	Bottom Face	0.676	0	-72	104	0.64	230.5	1.37	0.01	Not required
	Bluetooth Ant 6		0.015	0	-77.4	102.8	0.62				
	WLAN5GHz Ant 7		0.675	0	-21	-120.8	0.39				
	WLAN5GHz Ant 6	Bottom Face	0.676	0	-72	104	0.64	225.0	0.74	0.00	Not required
	Bluetooth Ant 6		0.015	0	-77.4	102.8	0.62				
	NFC Ant 9		0.053	0	43.6	-89	0.51				
	WLAN5GHz Ant 7	Bottom Face	0.675	0	-21	-120.8	0.39	72.0	0.73	0.01	Not required
	NFC Ant 9		0.053	0	43.6	-89	0.51				

	Band	Position	SAR (W/kg)	Gap (mm)	SAR peak location (mm) X	Y	Z	3D distance (mm)	Summed SAR (W/kg)	SPLSR Results	Simultaneous SAR
Case 40	FR1 n77 Part27O Ant 4	Edge 3	1.258	0	-2.2	-33	2.08	67.1	1.64	0.03	Not required
	WLAN2.4GHz Ant 6		0.377	0	0.01	34	0.43				

	Band	Position	SAR (W/kg)	Gap (mm)	SAR peak location (mm) X	Y	Z	3D distance (mm)	Summed SAR (W/kg)	SPLSR Results	Simultaneous SAR
Case 41	FR1 n77 Part27O Ant 4	Edge 3	1.258	0	-2.2	-33	2.08	77.0	1.76	0.03	Not required
	Bluetooth Ant 6		0.003	0	0.01	45	0.31				
	WLAN5GHz Ant 6		0.5	0	-0.2	44	0.35				

	Band	Position	SAR (W/kg)	Gap (mm)	SAR peak location (mm) X	Y	Z	3D distance (mm)	Summed SAR (W/kg)	SPLSR Results	Simultaneous SAR
Case 42	FR1 n77 Part27Q Ant 4	Bottom Face	0.826	0	29.3	105.8	0.33	105.2	1.51	0.02	Not required
	WLAN2.4GHz Ant 6		0.684	0	-75.8	101.8	0.23				
	FR1 n77 Part27Q Ant 4	Bottom Face	0.826	0	29.3	105.8	0.33	238.4	1.46	0.01	Not required
	WLAN2.4GHz Ant 7		0.636	0	-39	-122.6	0.4				
	FR1 n77 Part27Q Ant 4	Bottom Face	0.826	0	29.3	105.8	0.33	195.3	0.88	0.00	Not required
	NFC Ant 9		0.053	0	43.6	-89	0.51				
	WLAN2.4GHz Ant 6	Bottom Face	0.684	0	-75.8	101.8	0.23	227.4	1.32	0.01	Not required
	WLAN2.4GHz Ant 7		0.636	0	-39	-122.6	0.4				
	WLAN2.4GHz Ant 6	Bottom Face	0.684	0	-75.8	101.8	0.23	225.1	0.74	0.00	Not required
	NFC Ant 9		0.053	0	43.6	-89	0.51				
	WLAN2.4GHz Ant 7	Bottom Face	0.636	0	-39	-122.6	0.4	89.2	0.69	0.01	Not required
	NFC Ant 9		0.053	0	43.6	-89	0.51				

	Band	Position	SAR (W/kg)	Gap (mm)	SAR peak location (mm) X	Y	Z	3D distance (mm)	Summed SAR (W/kg)	SPLSR Results	Simultaneous SAR
Case 43	FR1 n77 Part27Q Ant 4	Bottom Face	0.826	0	29.3	105.8	0.33	101.3	1.52	0.02	Not required
	WLAN5GHz Ant 6		0.676	0	-72	104	0.64				
	Bluetooth Ant 6		0.015	0	-77.4	102.8	0.62				
	FR1 n77 Part27Q Ant 4	Bottom Face	0.826	0	29.3	105.8	0.33	232.1	1.50	0.01	Not required
	WLAN5GHz Ant 7		0.675	0	-21	-120.8	0.39				
	FR1 n77 Part27Q Ant 4	Bottom Face	0.826	0	29.3	105.8	0.33	195.3	0.88	0.00	Not required
	NFC Ant 9		0.053	0	43.6	-89	0.51				
	WLAN5GHz Ant 6	Bottom Face	0.676	0	-72	104	0.64	230.5	1.37	0.01	Not required
	Bluetooth Ant 6		0.015	0	-77.4	102.8	0.62				

	WLAN5GHz Ant 7		0.675	0	-21	-120.8	0.39				
	WLAN5GHz Ant 6	Bottom Face	0.676	0	-72	104	0.64	225.0	0.74	0.00	Not required
	Bluetooth Ant 6		0.015	0	-77.4	102.8	0.62				
	NFC Ant 9		0.053	0	43.6	-89	0.51				
	WLAN5GHz Ant 7	Bottom Face	0.675	0	-21	-120.8	0.39	72.0	0.73	0.01	Not required
	NFC Ant 9		0.053	0	43.6	-89	0.51				

	Band	Position	SAR (W/kg)	Gap (mm)	SAR peak location (mm) X	Y	Z	3D distance (mm)	Summed SAR (W/kg)	SPLSR Results	Simultaneous SAR
Case 44	FR1 n77 Part27O Ant 5	Bottom Face	0.681	0	1.6	103	0.62	77.4	1.37	0.02	Not required
	WLAN2.4GHz Ant 6		0.684	0	-75.8	101.8	0.23				
	FR1 n77 Part27O Ant 5	Bottom Face	0.681	0	1.6	103	0.62	229.2	1.32	0.01	Not required
	WLAN2.4GHz Ant 7		0.636	0	-39	-122.6	0.4				
	FR1 n77 Part27O Ant 5	Bottom Face	0.681	0	1.6	103	0.62	196.5	0.73	0.00	Not required
	NFC Ant 9		0.053	0	43.6	-89	0.51				
	WLAN2.4GHz Ant 6	Bottom Face	0.684	0	-75.8	101.8	0.23	227.4	1.32	0.01	Not required
	WLAN2.4GHz Ant 7		0.636	0	-39	-122.6	0.4				
	WLAN2.4GHz Ant 6	Bottom Face	0.684	0	-75.8	101.8	0.23	225.1	0.74	0.00	Not required
	NFC Ant 9		0.053	0	43.6	-89	0.51				
	WLAN2.4GHz Ant 7	Bottom Face	0.636	0	-39	-122.6	0.4	89.2	0.69	0.01	Not required
	NFC Ant 9		0.053	0	43.6	-89	0.51				

	Band	Position	SAR (W/kg)	Gap (mm)	SAR peak location (mm) X	Y	Z	3D distance (mm)	Summed SAR (W/kg)	SPLSR Results	Simultaneous SAR
Case 45	FR1 n77 Part27O Ant 5	Bottom Face	0.681	0	1.6	103	0.62	73.6	1.37	0.02	Not required
	WLAN5GHz Ant 6		0.676	0	-72	104	0.64				
	Bluetooth Ant 6		0.015	0	-77.4	102.8	0.62				
	FR1 n77 Part27O Ant 5	Bottom Face	0.681	0	1.6	103	0.62	224.9	1.36	0.01	Not required
	WLAN5GHz Ant 7		0.675	0	-21	-120.8	0.39				
	FR1 n77 Part27O Ant 5	Bottom Face	0.681	0	1.6	103	0.62	196.5	0.73	0.00	Not required
	NFC Ant 9		0.053	0	43.6	-89	0.51				
	WLAN5GHz Ant 6	Bottom Face	0.676	0	-72	104	0.64	230.5	1.37	0.01	Not required
	Bluetooth Ant 6		0.015	0	-77.4	102.8	0.62				
	WLAN5GHz Ant 7		0.675	0	-21	-120.8	0.39				
	WLAN5GHz Ant 6	Bottom Face	0.676	0	-72	104	0.64	225.0	0.74	0.00	Not required
	Bluetooth Ant 6		0.015	0	-77.4	102.8	0.62				
	NFC Ant 9		0.053	0	43.6	-89	0.51				
	WLAN5GHz Ant 7	Bottom Face	0.675	0	-21	-120.8	0.39	72.0	0.73	0.01	Not required
	NFC Ant 9		0.053	0	43.6	-89	0.51				

	Band	Position	SAR (W/kg)	Gap (mm)	SAR peak location (mm) X	Y	Z	3D distance (mm)	Summed SAR (W/kg)	SPLSR Results	Simultaneous SAR
Case 47	FR1 n77 Part27Q Ant 5	Bottom Face	0.683	0	1.32	99	0.46	77.2	1.37	0.02	Not required
	WLAN2.4GHz Ant 6		0.684	0	-75.8	101.8	0.23				
	FR1 n77 Part27Q Ant 5	Bottom Face	0.683	0	1.32	99	0.46	225.2	1.32	0.01	Not required
	WLAN2.4GHz Ant 7		0.636	0	-39	-122.6	0.4				
	FR1 n77 Part27Q Ant 5	Bottom Face	0.683	0	1.32	99	0.46	192.7	0.74	0.00	Not required
	NFC Ant 9		0.053	0	43.6	-89	0.51				
	WLAN2.4GHz Ant 6	Bottom Face	0.684	0	-75.8	101.8	0.23	227.4	1.32	0.01	Not required
	WLAN2.4GHz Ant 7		0.636	0	-39	-122.6	0.4				
	WLAN2.4GHz Ant 6	Bottom Face	0.684	0	-75.8	101.8	0.23	225.1	0.74	0.00	Not required
	NFC Ant 9		0.053	0	43.6	-89	0.51				
	WLAN2.4GHz Ant 7	Bottom Face	0.636	0	-39	-122.6	0.4	89.2	0.69	0.01	Not required
	NFC Ant 9		0.053	0	43.6	-89	0.51				

Case 48	Band	Position	SAR (W/kg)	Gap	SAR peak location (mm)	3D	Summed	SPLSR	Simultaneous

				(mm)	X	Y	Z	distance (mm)	SAR (W/kg)		SAR
	FR1 n77 Part27Q Ant 5	Bottom Face	0.683	0	1.32	99	0.46	73.5	1.37	0.02	Not required
	WLAN5GHz Ant 6		0.676	0	-72	104	0.64				
	Bluetooth Ant 6		0.015	0	-77.4	102.8	0.62				
	FR1 n77 Part27Q Ant 5	Bottom Face	0.683	0	1.32	99	0.46	220.9	1.36	0.01	Not required
	WLAN5GHz Ant 7		0.675	0	-21	-120.8	0.39				
	FR1 n77 Part27Q Ant 5	Bottom Face	0.683	0	1.32	99	0.46	192.7	0.74	0.00	Not required
	NFC Ant 9		0.053	0	43.6	-89	0.51				
	WLAN5GHz Ant 6	Bottom Face	0.676	0	-72	104	0.64	230.5	1.37	0.01	Not required
	Bluetooth Ant 6		0.015	0	-77.4	102.8	0.62				
	WLAN5GHz Ant 7		0.675	0	-21	-120.8	0.39				
	WLAN5GHz Ant 6	Bottom Face	0.676	0	-72	104	0.64	225.0	0.74	0.00	Not required
	Bluetooth Ant 6		0.015	0	-77.4	102.8	0.62				
	NFC Ant 9		0.053	0	43.6	-89	0.51				
	WLAN5GHz Ant 7	Bottom Face	0.675	0	-21	-120.8	0.39	72.0	0.73	0.01	Not required
	NFC Ant 9		0.053	0	43.6	-89	0.51				

Note: *Instead of doing a small volume scan over a co-located antenna pair, used summing the SAR values of the co-located pair and using that value in SPLSR calculation. In the calculation used the minimum distance between the spatially separated antenna and the closest antenna of the co-located antenna pair to be conservative.

Test Engineer : Martin Li, Varus Wang, Ricky Gu, Light Wang, Damon Zhu

18. Uncertainty Assessment

Per KDB 865664 D01 SAR measurement 100MHz to 6GHz, when the highest measured 1-g SAR within a frequency band is < 1.5 W/kg. The expanded SAR measurement uncertainty must be ≤ 30%, for a confidence interval of k = 2. If these conditions are met, extensive SAR measurement uncertainty analysis described in IEEE Std 1528-2013 is not required in SAR reports submitted for equipment approval. For this device, the highest measured 1-g SAR is less 1.5W/kg. Therefore, the measurement uncertainty table is not required in this report.

19. References

[1] FCC 47 CFR Part 2 “Frequency Allocations and Radio Treaty Matters; General Rules and Regulations”

[2] ANSI/IEEE Std. C95.1-1992, “IEEE Standard for Safety Levels with Respect to Human Exposure to Radio Frequency Electromagnetic Fields, 3 kHz to 300 GHz”, September 1992

[3] IEEE Std. 1528-2013, “IEEE Recommended Practice for Determining the Peak Spatial-Average Specific Absorption Rate (SAR) in the Human Head from Wireless Communications Devices: Measurement Techniques”, Sep 2013

[4] SPEAG DASY System Handbook

[5] FCC KDB 865664 D01 v01r04, "SAR Measurement Requirements for 100 MHz to 6 GHz", Aug 2015.

[6] FCC KDB 865664 D02 v01r02, “RF Exposure Compliance Reporting and Documentation Considerations” Oct 2015.

[7] FCC KDB 447498 D01 v06, “Mobile and Portable Device RF Exposure Procedures and Equipment Authorization Policies”, Oct 2015

[8] FCC KDB 248227 D01 v02r02, “SAR Guidance for IEEE 802.11 (WiFi) Transmitters”, Oct 2015.

[9] FCC KDB 616217 D04 v01r02, “SAR Evaluation Considerations for Laptop, Notebook, Netbook and Tablet Computers”, Oct 2015

[10] FCC KDB 941225 D01 v03r01, “3G SAR MEAUREMENT PROCEDURES”, Oct 2015

[11] FCC KDB 941225 D05 v02r05, “SAR Evaluation Considerations for LTE Devices”, Dec 2015

[12] FCC KDB 941225 D05A v01r02, “Rel. 10 LTE SAR Test Guidance and KDB Inquiries”, Oct 2015

------THE END------