802.11a CH 140 5700MHz	*	5700	113.42	-	-	96.7	33.4	12.93	29.61	100	234	P	H
	*	5700	105.17	-	-	88.45	33.4	12.93	29.61	100	234	A	H
		5725.72	66.52	-1.68	68.2	49.68	33.5	12.95	29.61	100	234	P	H
													H
													H
													H
	*	5700	111.32	-	-	94.6	33.4	12.93	29.61	294	207	P	V
	*	5700	102.39	-	-	85.67	33.4	12.93	29.61	294	207	A	V
		5725	63.67	-4.53	68.2	46.83	33.5	12.95	29.61	294	207	P	V
													V
													V
													V
Remark	1. No other spurious found. 2. All results are PASS against Peak and Average limit line.												

Band 3 - 5470~5725MHz

WIFI 802.11a (Harmonic @ 3m)

WIFI Ant. 6+7	Note	Frequency (MHz)	Level (dBμV/m)	Over Limit (dB)	Limit Line (dBμV/m)	Read Level (dBμV)	Antenna Factor (dB/m)	Path Loss (dB)	Preamp Factor (dB)	Ant Pos (cm)	Table Pos (deg)	Peak Avg. (P/A)	Pol. (H/V)
802.11a CH 100 5500MHz		11000	47.28	-26.72	74	55.47	38.9	19.01	66.1	-	-	P	H
		16500	49.58	-18.62	68.2	53.82	38.1	23.98	66.32	-	-	P	H
													H
													H
													H
													H
													H
													H
													H
													H
													H
													H
		11000	47.11	-26.89	74	55.3	38.9	19.01	66.1	-	-	P	V
		16500	49.39	-18.81	68.2	53.63	38.1	23.98	66.32	-	-	P	V
													V
													V
													V
													V
													V
													V
													V
													V
													V
													V

WIFI Ant. 6+7	Note	Frequency (MHz)	Level (dBμV/m)	Over Limit (dB)	Limit Line (dBμV/m)	Read Level (dBμV)	Antenna Factor (dB/m)	Path Loss (dB)	Preamp Factor (dB)	Ant Pos (cm)	Table Pos (deg)	Peak Avg. (P/A)	Pol. (H/V)
802.11a CH 116 5580MHz		11160	47.57	-26.43	74	55.56	39.06	19.09	66.14	-	-	P	H
		16740	50.44	-17.76	68.2	54.29	38.06	24.46	66.37	-	-	P	H
													H
													H
													H
													H
													H
													H
													H
													H
													H
													H
		11160	47.88	-26.12	74	55.87	39.06	19.09	66.14	-	-	P	V
		16740	50.16	-18.04	68.2	54.01	38.06	24.46	66.37	-	-	P	V
													V
													V
													V
													V
													V
													V
													V
													V
													V
													V

WIFI Ant. 6+7	Note	Frequency (MHz)	Level (dBμV/m)	Over Limit (dB)	Limit Line (dBμV/m)	Read Level (dBμV)	Antenna Factor (dB/m)	Path Loss (dB)	Preamp Factor (dB)	Ant Pos (cm)	Table Pos (deg)	Peak Avg. (P/A)	Pol. (H/V)
802.11a CH 140 5700MHz		11400	47.96	-26.04	74	55.77	39.2	19.19	66.2	-	-	P	H
		17100	49.44	-18.76	68.2	52.72	38	25.03	66.31	-	-	P	H
													H
													H
													H
													H
													H
													H
													H
													H
													H
													H
		11400	47.34	-26.66	74	55.15	39.2	19.19	66.2	-	-	P	V
		17100	49.01	-19.19	68.2	52.29	38	25.03	66.31	-	-	P	V
													V
													V
													V
													V
													V
													V
													V
													V
													V
													V
Remark	1. No other spurious found. 2. All results are PASS against Peak and Average limit line. 3. The emission position marked as "-" means no suspected emission found with sufficient margin against limit line or noise floor only.												

Band 3 - 5470~5725MHz

WIFI 802.11ax HE20 Full (Band Edge @ 3m)

WIFI Ant. 6+7	Note	Frequency (MHz)	Level (dBμV/m)	Over Limit (dB)	Limit Line (dBμV/m)	Read Level (dBμV)	Antenna Factor (dB/m)	Path Loss (dB)	Preamp Factor (dB)	Ant Pos (cm)	Table Pos (deg)	Peak Avg. (P/A)	Pol. (H/V)
802.11ax HE20 Full CH 100 5500MHz		5455.44	62.26	-11.74	74	46.2	32.81	12.81	29.56	100	235	P	H
		5468.4	66.58	-1.62	68.2	50.48	32.84	12.82	29.56	100	235	P	H
		5459.92	50.46	-3.54	54	34.38	32.82	12.82	29.56	100	235	A	H
	*	5500	117.29	-	-	101.12	32.9	12.84	29.57	100	235	P	H
	*	5500	107.21	-	-	91.04	32.9	12.84	29.57	100	235	A	H
		5459.76	61.17	-12.83	74	45.09	32.82	12.82	29.56	298	199	P	V
		5466.8	63.67	-4.53	68.2	47.58	32.83	12.82	29.56	298	199	P	V
		5459.28	49.93	-4.07	54	33.85	32.82	12.82	29.56	298	199	A	V
	*	5500	116.07	-	-	99.9	32.9	12.84	29.57	298	199	P	V
	*	5500	106.25	-	-	90.08	32.9	12.84	29.57	298	199	A	V
													V
													V
802.11ax HE20 Full CH 116 5580MHz		5427.04	56.37	-17.63	74	40.27	32.85	12.8	29.55	112	6	P	H
		5462.56	56.4	-11.8	68.2	40.31	32.83	12.82	29.56	112	6	P	H
		5459.68	46.17	-7.83	54	30.09	32.82	12.82	29.56	112	6	A	H
	*	5580	117.21	-	-	100.9	33.02	12.87	29.58	112	6	P	H
	*	5580	107.7	-	-	91.39	33.02	12.87	29.58	112	6	A	H
		5757.44	55.6	-12.6	68.2	38.61	33.64	12.97	29.62	112	6	P	H
		5417.92	56.46	-17.54	74	40.34	32.86	12.8	29.54	303	198	P	V
		5463.04	56.51	-11.69	68.2	40.42	32.83	12.82	29.56	303	198	P	V
		5454.16	46.74	-7.26	54	30.68	32.81	12.81	29.56	303	198	A	V
	*	5580	114.21	-	-	97.9	33.02	12.87	29.58	303	198	P	V
	*	5580	105.66	-	-	89.35	33.02	12.87	29.58	303	198	A	V
		5764.37	55.7	-12.5	68.2	38.66	33.69	12.97	29.62	303	198	P	V

	*	5700	114.81	-	-	98.09	33.4	12.93	29.61	100	234	P	H
	*	5700	104.42	-	-	87.7	33.4	12.93	29.61	100	234	A	H
		5726.12	66.92	-1.28	68.2	50.08	33.5	12.95	29.61	100	234	P	H
													H
802.11ax													H
HE20 Full													H
CH 140	*	5700	113.72	-	-	97	33.4	12.93	29.61	355	213	P	V
5700MHz	*	5700	103.97	-	-	87.25	33.4	12.93	29.61	355	213	A	V
		5725.8	66.01	-2.19	68.2	49.17	33.5	12.95	29.61	355	213	P	V
													V
													V
													V
Remark	1. No other spurious found. 2. All results are PASS against Peak and Average limit line.												

Band 3 5470~5725MHz

WIFI 802.11ax HE20 (Harmonic @ 3m)

WIFI Ant. 6+7	Note	Frequency (MHz)	Level (dBμV/m)	Over Limit (dB)	Limit Line (dBμV/m)	Read Level (dBμV)	Antenna Factor (dB/m)	Path Loss (dB)	Preamp Factor (dB)	Ant Pos (cm)	Table Pos (deg)	Peak Avg. (P/A)	Pol. (H/V)
		11000	47.84	-26.16	74	56.03	38.9	19.01	66.1	-	-	P	H
		16500	49.67	-18.53	68.2	53.91	38.1	23.98	66.32	-	-	P	H
													H
													H
													H
													H
													H
													H
													H
													H
802.11ax													H
HE20 Full													H
CH 100		11000	47.8	-26.2	74	55.99	38.9	19.01	66.1	-	-	P	V
5500MHz		16500	51.4	-16.8	68.2	55.64	38.1	23.98	66.32	-	-	P	V
													V
													V
													V
													V
													V
													V
													V
													V
													V
													V

WIFI Ant. 6+7	Note	Frequency (MHz)	Level (dBμV/m)	Over Limit (dB)	Limit Line (dBμV/m)	Read Level (dBμV)	Antenna Factor (dB/m)	Path Loss (dB)	Preamp Factor (dB)	Ant Pos (cm)	Table Pos (deg)	Peak Avg. (P/A)	Pol. (H/V)
		11160	47.86	-26.14	74	55.85	39.06	19.09	66.14	-	-	P	H
		16740	49.28	-18.92	68.2	53.13	38.06	24.46	66.37	-	-	P	H
													H
													H
													H
													H
													H
													H
													H
													H
802.11ax													H
HE20 Full													H
CH 116		11160	47.97	-26.03	74	55.96	39.06	19.09	66.14	-	-	P	V
5580MHz		16740	49.35	-18.85	68.2	53.2	38.06	24.46	66.37	-	-	P	V
													V
													V
													V
													V
													V
													V
													V
													V
													V
													V

WIFI Ant. 6+7	Note	Frequency (MHz)	Level (dBμV/m)	Over Limit (dB)	Limit Line (dBμV/m)	Read Level (dBμV)	Antenna Factor (dB/m)	Path Loss (dB)	Preamp Factor (dB)	Ant Pos (cm)	Table Pos (deg)	Peak Avg. (P/A)	Pol. (H/V)
		11400	47.61	-26.39	74	55.42	39.2	19.19	66.2	-	-	P	H
		17100	48.06	-20.14	68.2	51.34	38	25.03	66.31	-	-	P	H
													H
													H
													H
													H
													H
													H
													H
													H
802.11ax													H
HE20 Full													H
CH 140		11400	47.23	-26.77	74	55.04	39.2	19.19	66.2	-	-	P	V
5700MHz		17100	48.05	-20.15	68.2	51.33	38	25.03	66.31	-	-	P	V
													V
													V
													V
													V
													V
													V
													V
													V
													V
													V

Remark

1. No other spurious found.
2. All results are PASS against Peak and Average limit line.
3. The emission position marked as "-" means no suspected emission found with sufficient margin against limit line or noise floor only.

Band 3 5470~5725MHz

WIFI 802.11ax HE20 Partial 106 (Band Edge @ 3m)

WIFI Ant. 6+7	Note	Frequency (MHz)	Level (dBμV/m)	Over Limit (dB)	Limit Line (dBμV/m)	Read Level (dBμV)	Antenna Factor (dB/m)	Path Loss (dB)	Preamp Factor (dB)	Ant Pos (cm)	Table Pos (deg)	Peak Avg. (P/A)	Pol. (H/V)
802.11ax HE20 Partial 106/53 CH 100 5500MHz		5457.84	62.9	-11.1	74	46.82	32.82	12.82	29.56	100	236	P	H
		5465.52	66.45	-1.75	68.2	50.36	32.83	12.82	29.56	100	236	P	H
		5460	51.31	-2.69	54	35.23	32.82	12.82	29.56	100	236	A	H
	*	5500	119.17	-	-	103	32.9	12.84	29.57	100	236	P	H
	*	5500	110.16	-	-	93.99	32.9	12.84	29.57	100	236	A	H
													H
		5457.2	59.95	-14.05	74	43.88	32.81	12.82	29.56	329	207	P	V
		5461.2	64.15	-4.05	68.2	48.07	32.82	12.82	29.56	329	207	P	V
		5460	50.11	-3.89	54	34.03	32.82	12.82	29.56	329	207	A	V
	*	5500	117.72	-	-	101.55	32.9	12.84	29.57	329	207	P	V
	*	5500	108.77	-	-	92.6	32.9	12.84	29.57	329	207	A	V
													V
802.11ax HE20 Partial 106/54 CH 140 5700MHz	*	5700	116.98	-	-	100.26	33.4	12.93	29.61	100	234	P	H
	*	5700	107.92	-	-	91.2	33.4	12.93	29.61	100	234	A	H
		5726.84	66.53	-1.67	68.2	49.68	33.51	12.95	29.61	100	234	P	H
													H
													H
													H
	*	5700	116.64	-	-	99.92	33.4	12.93	29.61	334	214	P	V
	*	5700	106.94	-	-	90.22	33.4	12.93	29.61	334	214	A	V
		5726.76	65.62	-2.58	68.2	48.77	33.51	12.95	29.61	334	214	P	V
													V
													V
													V
Remark	1. No other spurious found. 2. All results are PASS against Peak and Average limit line.												

Band 3 5470~5725MHz

WIFI 802.11ax HE40 Full (Band Edge @ 3m)

WIFI Ant. 6+7	Note	Frequency (MHz)	Level (dBμV/m)	Over Limit (dB)	Limit Line (dBμV/m)	Read Level (dBμV)	Antenna Factor (dB/m)	Path Loss (dB)	Preamp Factor (dB)	Ant Pos (cm)	Table Pos (deg)	Peak Avg. (P/A)	Pol. (H/V)
802.11ax HE40 Full CH 102 5510MHz		5459.44	61	-13	74	44.92	32.82	12.82	29.56	100	357	P	H
		5470	66.5	-1.7	68.2	50.4	32.84	12.82	29.56	100	357	P	H
		5459.92	50.03	-3.97	54	33.95	32.82	12.82	29.56	100	357	A	H
	*	5510	108.2	-	-	92.03	32.9	12.84	29.57	100	357	P	H
	*	5510	98.38	-	-	82.21	32.9	12.84	29.57	100	357	A	H
		5725	56.65	-11.55	68.2	39.81	33.5	12.95	29.61	100	357	P	H
		5458.48	61.06	-12.94	74	44.98	32.82	12.82	29.56	301	189	P	V
		5468.8	63.83	-4.37	68.2	47.73	32.84	12.82	29.56	301	189	P	V
		5458.72	48.96	-5.04	54	32.88	32.82	12.82	29.56	301	189	A	V
	*	5510	107.9	-	-	91.73	32.9	12.84	29.57	301	189	P	V
	*	5510	98.27	-	-	82.1	32.9	12.84	29.57	301	189	A	V
		5725.625	55.1	-13.1	68.2	38.26	33.5	12.95	29.61	301	189	P	V
802.11ax HE40 Full CH 110 5550MHz		5453.92	60.75	-13.25	74	44.69	32.81	12.81	29.56	100	6	P	H
		5469.28	60.43	-7.77	68.2	44.33	32.84	12.82	29.56	100	6	P	H
		5459.2	49.59	-4.41	54	33.51	32.82	12.82	29.56	100	6	A	H
	*	5550	111.77	-	-	95.59	32.9	12.86	29.58	100	6	P	H
	*	5550	102.27	-	-	86.09	32.9	12.86	29.58	100	6	A	H
		5761.22	58.93	-9.27	68.2	41.91	33.67	12.97	29.62	100	6	P	H
		5397.52	60.27	-13.73	74	44.13	32.9	12.78	29.54	290	202	P	V
		5462.08	58.81	-9.39	68.2	42.73	32.82	12.82	29.56	290	202	P	V
		5413.6	49.27	-4.73	54	33.14	32.87	12.8	29.54	290	202	A	V
	*	5550	110.89	-	-	94.71	32.9	12.86	29.58	290	202	P	V
	*	5550	100.64	-	-	84.46	32.9	12.86	29.58	290	202	A	V
		5740.115	57.43	-10.77	68.2	40.52	33.56	12.96	29.61	290	202	P	V

802.11ax HE40 Full CH 134 5670MHz		5429.8	58.48	-15.52	74	42.39	32.84	12.8	29.55	100	233	P	H
		5469.35	58.79	-9.41	68.2	42.69	32.84	12.82	29.56	100	233	P	H
		5458.5	49.13	-4.87	54	33.05	32.82	12.82	29.56	100	233	A	H
	*	5670	111.71	-	-	95.23	33.16	12.92	29.6	100	233	P	H
	*	5670	101.2	-	-	84.72	33.16	12.92	29.6	100	233	A	H
		5727.2	66.88	-1.32	68.2	50.03	33.51	12.95	29.61	100	233	P	H
		5459.2	56.77	-17.23	74	40.69	32.82	12.82	29.56	311	197	P	V
		5460.25	56.29	-11.91	68.2	40.21	32.82	12.82	29.56	311	197	P	V
		5449.05	47.01	-6.99	54	30.95	32.8	12.81	29.55	311	197	A	V
	*	5670	111.04	-	-	94.56	33.16	12.92	29.6	311	197	P	V
	*	5670	100.62	-	-	84.14	33.16	12.92	29.6	311	197	A	V
		5725.45	61.78	-6.42	68.2	44.94	33.5	12.95	29.61	311	197	P	V
Remark	1. No other spurious found. 2. All results are PASS against Peak and Average limit line.												

Band 3 5470~5725MHz

WIFI 802.11ax HE40 Full (Harmonic @ 3m)

WIFI Ant. 6+7	Note	Frequency (MHz)	Level (dBμV/m)	Over Limit (dB)	Limit Line (dBμV/m)	Read Level (dBμV)	Antenna Factor (dB/m)	Path Loss (dB)	Preamp Factor (dB)	Ant Pos (cm)	Table Pos (deg)	Peak Avg. (P/A)	Pol. (H/V)
		11020	47.72	-26.28	74	55.88	38.92	19.02	66.1	-	-	P	H
		16530	49.44	-18.76	68.2	53.63	38.1	24.04	66.33	-	-	P	H
													H
													H
													H
													H
													H
													H
													H
													H
802.11ax													H
HE40 Full													H
CH 102		11020	47.39	-26.61	74	55.55	38.92	19.02	66.1	-	-	P	V
5510MHz		16530	49.31	-18.89	68.2	53.5	38.1	24.04	66.33	-	-	P	V
													V
													V
													V
													V
													V
													V
													V
													V
													V
													V

WIFI Ant. 6+7	Note	Frequency (MHz)	Level (dBμV/m)	Over Limit (dB)	Limit Line (dBμV/m)	Read Level (dBμV)	Antenna Factor (dB/m)	Path Loss (dB)	Preamp Factor (dB)	Ant Pos (cm)	Table Pos (deg)	Peak Avg. (P/A)	Pol. (H/V)
		11100	47.58	-26.42	74	55.64	39	19.06	66.12	-	-	P	H
		16650	49.52	-18.68	68.2	53.49	38.1	24.28	66.35	-	-	P	H
													H
													H
													H
													H
													H
													H
													H
													H
802.11ax													H
HE40 Full													H
CH 110		11100	47.93	-26.07	74	55.99	39	19.06	66.12	-	-	P	V
5550MHz		16650	48.92	-19.28	68.2	52.89	38.1	24.28	66.35	-	-	P	V
													V
													V
													V
													V
													V
													V
													V
													V
													V
													V

WIFI Ant. 6+7	Note	Frequency (MHz)	Level (dBμV/m)	Over Limit (dB)	Limit Line (dBμV/m)	Read Level (dBμV)	Antenna Factor (dB/m)	Path Loss (dB)	Preamp Factor (dB)	Ant Pos (cm)	Table Pos (deg)	Peak Avg. (P/A)	Pol. (H/V)
		11340	47.65	-26.35	74	55.47	39.2	19.16	66.18	-	-	P	H
		17010	49.22	-18.98	68.2	52.64	38	24.99	66.41	-	-	P	H
													H
													H
													H
													H
													H
													H
													H
													H
802.11ax													H
HE40 Full													H
CH 134		11340	47.81	-26.19	74	55.63	39.2	19.16	66.18	-	-	P	V
5670MHz		17010	47.91	-20.29	68.2	51.33	38	24.99	66.41	-	-	P	V
													V
													V
													V
													V
													V
													V
													V
													V
													V
													V

Remark

1. No other spurious found.
2. All results are PASS against Peak and Average limit line.
3. The emission position marked as "-" means no suspected emission found with sufficient margin against limit line or noise floor only.

Band 3 5470~5725MHz

WIFI 802.11ax HE80 Full (Band Edge @ 3m)

WIFI Ant. 6+7	Note	Frequency (MHz)	Level (dBμV/m)	Over Limit (dB)	Limit Line (dBμV/m)	Read Level (dBμV)	Antenna Factor (dB/m)	Path Loss (dB)	Preamp Factor (dB)	Ant Pos (cm)	Table Pos (deg)	Peak Avg. (P/A)	Pol. (H/V)
802.11ax HE80 Full CH 106 5530MHz		5458	62.03	-11.97	74	45.95	32.82	12.82	29.56	100	357	P	H
		5470	64.29	-3.91	68.2	48.19	32.84	12.82	29.56	100	357	P	H
		5457.76	50.57	-3.43	54	34.49	32.82	12.82	29.56	100	357	A	H
	*	5530	104.51	-	-	88.34	32.9	12.85	29.58	100	357	P	H
	*	5530	95.16	-	-	78.99	32.9	12.85	29.58	100	357	A	H
		5748.935	57.23	-10.97	68.2	40.28	33.6	12.96	29.61	100	357	P	H
		5381.2	57.88	-16.12	74	41.82	32.86	12.73	29.53	266	191	P	V
		5463.04	61.94	-6.26	68.2	45.85	32.83	12.82	29.56	266	191	P	V
		5363.68	49.76	-4.24	54	33.79	32.83	12.67	29.53	266	191	A	V
	*	5530	104.02	-	-	87.85	32.9	12.85	29.58	266	191	P	V
	*	5530	94.66	-	-	78.49	32.9	12.85	29.58	266	191	A	V
		5725.31	56.5	-11.7	68.2	39.66	33.5	12.95	29.61	266	191	P	V
802.11ax HE80 Full CH 122 5610MHz		5441.35	60.48	-13.52	74	44.4	32.82	12.81	29.55	110	234	P	H
		5465.5	60.44	-7.76	68.2	44.35	32.83	12.82	29.56	110	234	P	H
		5427	52.21	-1.79	54	36.11	32.85	12.8	29.55	110	234	A	H
	*	5610	109.57	-	-	93.19	33.08	12.89	29.59	110	234	P	H
	*	5610	98.81	-	-	82.43	33.08	12.89	29.59	110	234	A	H
		5728.075	61.58	-6.62	68.2	44.73	33.51	12.95	29.61	110	234	P	H
		5444.5	60.13	-13.87	74	44.06	32.81	12.81	29.55	350	209	P	V
		5468.3	59.58	-8.62	68.2	43.48	32.84	12.82	29.56	350	209	P	V
		5430.15	51.8	-2.2	54	35.71	32.84	12.8	29.55	350	209	A	V
	*	5610	107.3	-	-	90.92	33.08	12.89	29.59	350	209	P	V
	*	5610	98.03	-	-	81.65	33.08	12.89	29.59	350	209	A	V
		5725.275	62.24	-5.96	68.2	45.4	33.5	12.95	29.61	350	209	P	V
Remark	1. No other spurious found. 2. All results are PASS against Peak and Average limit line.												

Band 3 5470~5725MHz

WIFI 802.11ax HE80 Full (Harmonic @ 3m)

WIFI Ant. 6+7	Note	Frequency (MHz)	Level (dBμV/m)	Over Limit (dB)	Limit Line (dBμV/m)	Read Level (dBμV)	Antenna Factor (dB/m)	Path Loss (dB)	Preamp Factor (dB)	Ant Pos (cm)	Table Pos (deg)	Peak Avg. (P/A)	Pol. (H/V)
		11060	47.95	-26.05	74	56.06	38.96	19.04	66.11	-	-	P	H
		16590	49.76	-18.44	68.2	53.84	38.1	24.16	66.34	-	-	P	H
													H
													H
													H
													H
													H
													H
													H
													H
802.11ax													H
HE80 Full													H
CH 106		11060	47.87	-26.13	74	55.98	38.96	19.04	66.11	-	-	P	V
5530MHz		16590	49.73	-18.47	68.2	53.81	38.1	24.16	66.34	-	-	P	V
													V
													V
													V
													V
													V
													V
													V
													V
													V
													V

WIFI Ant. 6+7	Note	Frequency (MHz)	Level (dBμV/m)	Over Limit (dB)	Limit Line (dBμV/m)	Read Level (dBμV)	Antenna Factor (dB/m)	Path Loss (dB)	Preamp Factor (dB)	Ant Pos (cm)	Table Pos (deg)	Peak Avg. (P/A)	Pol. (H/V)
		11220	47.42	-26.58	74	55.34	39.12	19.11	66.15	-	-	P	H
		16830	48.62	-19.58	68.2	52.42	37.94	24.65	66.39	-	-	P	H
													H
													H
													H
													H
													H
													H
													H
													H
802.11ax													H
HE80 Full													H
CH 122		11220	47.47	-26.53	74	55.39	39.12	19.11	66.15	-	-	P	V
5610MHz		16830	49.19	-19.01	68.2	52.99	37.94	24.65	66.39	-	-	P	V
													V
													V
													V
													V
													V
													V
													V
													V
													V
													V

Remark

1. No other spurious found.
2. All results are PASS against Peak and Average limit line.
3. The emission position marked as "-" means no suspected emission found with sufficient margin against limit line or noise floor only.

Band 3 - Straddle Channel

WIFI 802.11a (Band Edge @ 3m)

WIFI Ant.	Note	Frequency	Level	Over Limit	Limit Line	Read Level	Antenna Factor	Path Loss	Preamp Factor	Ant Pos	Table Pos	Peak Avg.	Pol.
6+7		(MHz)	(dBμV/m)	(dB)	(dBμV/m)	(dBμV)	(dB/m)	(dB)	(dB)	(cm)	(deg)	(P/A)	(H/V)
802.11a CH 144 5720MHz		5421.76	53.24	-20.76	74	37.12	32.86	12.8	29.54	105	234	P	H
		5463.88	53.16	-15.04	68.2	37.07	32.83	12.82	29.56	105	234	P	H
		5441.65	43.83	-10.17	54	27.75	32.82	12.81	29.55	105	234	A	H
	*	5720	115.21	-	-	98.39	33.48	12.95	29.61	105	234	P	H
	*	5720	106.82	-	-	90	33.48	12.95	29.61	105	234	A	H
		5860.75	56.58	-11.62	68.2	39.28	34.14	12.79	29.63	105	234	P	H
		5426.83	54.37	-19.63	74	38.27	32.85	12.8	29.55	272	207	P	V
		5464.27	52.1	-16.1	68.2	36.01	32.83	12.82	29.56	272	207	P	V
		5456.08	42.81	-11.19	54	26.74	32.81	12.82	29.56	272	207	A	V
	*	5720	113.19	-	-	96.37	33.48	12.95	29.61	272	207	P	V
	*	5720	106.46	-	-	89.64	33.48	12.95	29.61	272	207	A	V
		5871.75	56.72	-11.48	68.2	39.41	34.19	12.76	29.64	272	207	P	V
Remark	1. No other spurious found. 2. All results are PASS against Peak and Average limit line.												

Band 3 - Straddle Channel

WIFI 802.11a (Harmonic @ 3m)

WIFI Ant. 6+7	Note	Frequency (MHz)	Level (dBμV/m)	Over Limit (dB)	Limit Line (dBμV/m)	Read Level (dBμV)	Antenna Factor (dB/m)	Path Loss (dB)	Preamp Factor (dB)	Ant Pos (cm)	Table Pos (deg)	Peak Avg. (P/A)	Pol. (H/V)
802.11a CH 144 5720MHz		11440	46.84	-27.16	74	54.64	39.2	19.21	66.21	-	-	P	H
		17160	49.7	-18.5	68.2	52.64	38.24	25.06	66.24	-	-	P	H
													H
													H
													H
													H
													H
													H
													H
													H
													H
													H
		11440	47.96	-26.04	74	55.76	39.2	19.21	66.21	-	-	P	V
		17160	48.86	-19.34	68.2	51.8	38.24	25.06	66.24	-	-	P	V
													V
													V
													V
													V
													V
													V
													V
													V
													V
													V
Remark	1. No other spurious found. 2. All results are PASS against Peak and Average limit line. 3. The emission position marked as "-" means no suspected emission found with sufficient margin against limit line or noise floor only.												

Band 3 - Straddle Channel

WIFI 802.11ax HE20 Full (Band Edge @ 3m)

WIFI Ant. 6+7	Note	Frequency (MHz)	Level (dBμV/m)	Over Limit (dB)	Limit Line (dBμV/m)	Read Level (dBμV)	Antenna Factor (dB/m)	Path Loss (dB)	Preamp Factor (dB)	Ant Pos (cm)	Table Pos (deg)	Peak Avg. (P/A)	Pol. (H/V)
802.11ax HE20 Full CH 144 5720MHz		5445.94	55.54	-18.46	74	39.47	32.81	12.81	29.55	105	233	P	H
		5466.22	55.07	-13.13	68.2	38.98	32.83	12.82	29.56	105	233	P	H
		5458.03	43.25	-10.75	54	27.17	32.82	12.82	29.56	105	233	A	H
	*	5720	115.45	-	-	98.63	33.48	12.95	29.61	105	233	P	H
	*	5720	106.09	-	-	89.27	33.48	12.95	29.61	105	233	A	H
		5880.5	59.05	-9.15	68.2	41.74	34.22	12.73	29.64	105	233	P	H
		5435.02	55.42	-18.58	74	39.33	32.83	12.81	29.55	350	209	P	V
		5461.93	54.23	-13.97	68.2	38.15	32.82	12.82	29.56	350	209	P	V
		5445.94	43.49	-10.51	54	27.42	32.81	12.81	29.55	350	209	A	V
	*	5720	115.09	-	-	98.27	33.48	12.95	29.61	350	209	P	V
	*	5720	105.93	-	-	89.11	33.48	12.95	29.61	350	209	A	V
		5874.75	57.69	-10.51	68.2	40.38	34.2	12.75	29.64	350	209	P	V
Remark	1. No other spurious found. 2. All results are PASS against Peak and Average limit line.												

Band 3 - Straddle Channel

WIFI 802.11ax HE20 Full (Harmonic @ 3m)

WIFI Ant. 6+7	Note	Frequency (MHz)	Level (dBμV/m)	Over Limit (dB)	Limit Line (dBμV/m)	Read Level (dBμV)	Antenna Factor (dB/m)	Path Loss (dB)	Preamp Factor (dB)	Ant Pos (cm)	Table Pos (deg)	Peak Avg. (P/A)	Pol. (H/V)
		11440	47.26	-26.74	74	55.06	39.2	19.21	66.21	-	-	P	H
		17160	49.37	-18.83	68.2	52.31	38.24	25.06	66.24	-	-	P	H
													H
													H
													H
													H
													H
													H
													H
													H
802.11ax													H
HE20 Full													H
CH 144		11440	47.66	-26.34	74	55.46	39.2	19.21	66.21	-	-	P	V
5720MHz		17160	48.16	-20.04	68.2	51.1	38.24	25.06	66.24	-	-	P	V
													V
													V
													V
													V
													V
													V
													V
													V
													V
													V
Remark	1. No other spurious found. 2. All results are PASS against Peak and Average limit line. 3. The emission position marked as "-" means no suspected emission found with sufficient margin against limit line or noise floor only.												

Band 3 - Straddle Channel

WIFI 802.11ax HE40 Full (Band Edge @ 3m)

WIFI Ant. 6+7	Note	Frequency (MHz)	Level (dBµV/m)	Over Limit (dB)	Limit Line (dBµV/m)	Read Level (dBµV)	Antenna Factor (dB/m)	Path Loss (dB)	Preamp Factor (dB)	Ant Pos (cm)	Table Pos (deg)	Peak Avg. (P/A)	Pol. (H/V)
802.11ax HE40 Full CH 142 5710MHz		5443.99	54.74	-19.26	74	38.67	32.81	12.81	29.55	105	234	P	H
		5468.95	56.26	-11.94	68.2	40.16	32.84	12.82	29.56	105	234	P	H
		5458.42	48.35	-5.65	54	32.27	32.82	12.82	29.56	105	234	A	H
	*	5710	112.17	-	-	95.4	33.44	12.94	29.61	105	234	P	H
	*	5710	102.04	-	-	85.27	33.44	12.94	29.61	105	234	A	H
		5864.25	60.19	-8.01	68.2	42.89	34.16	12.78	29.64	105	234	P	H
		5435.02	55.94	-18.06	74	39.85	32.83	12.81	29.55	350	207	P	V
		5466.61	56.66	-11.54	68.2	40.57	32.83	12.82	29.56	350	207	P	V
		5455.3	47.74	-6.26	54	31.68	32.81	12.81	29.56	350	207	A	V
	*	5710	110.06	-	-	93.29	33.44	12.94	29.61	350	207	P	V
	*	5710	101.35	-	-	84.58	33.44	12.94	29.61	350	207	A	V
		5887.5	59.82	-8.38	68.2	42.5	34.25	12.71	29.64	350	207	P	V
Remark	1. No other spurious found. 2. All results are PASS against Peak and Average limit line.												

Band 3 - Straddle Channel

WIFI 802.11ax HE40 Full (Harmonic @ 3m)

WIFI Ant. 6+7	Note	Frequency (MHz)	Level (dBμV/m)	Over Limit (dB)	Limit Line (dBμV/m)	Read Level (dBμV)	Antenna Factor (dB/m)	Path Loss (dB)	Preamp Factor (dB)	Ant Pos (cm)	Table Pos (deg)	Peak Avg. (P/A)	Pol. (H/V)
		11420	47.3	-26.7	74	55.1	39.2	19.2	66.2	-	-	P	H
		17130	48.33	-19.87	68.2	51.44	38.12	25.05	66.28	-	-	P	H
													H
													H
													H
													H
													H
													H
													H
													H
802.11ax													H
HE40 Full													H
CH 142		11420	47.41	-26.59	74	55.21	39.2	19.2	66.2	-	-	P	V
5710MHz		17130	48.79	-19.41	68.2	51.9	38.12	25.05	66.28	-	-	P	V
													V
													V
													V
													V
													V
													V
													V
													V
													V
													V
Remark	1. No other spurious found. 2. All results are PASS against Peak and Average limit line. 3. The emission position marked as "-" means no suspected emission found with sufficient margin against limit line or noise floor only.												

Band 3 Straddle Channel

WIFI 802.11ax HE80 Full (Band Edge @ 3m)

WIFI Ant. 6+7	Note	Frequency (MHz)	Level (dBμV/m)	Over Limit (dB)	Limit Line (dBμV/m)	Read Level (dBμV)	Antenna Factor (dB/m)	Path Loss (dB)	Preamp Factor (dB)	Ant Pos (cm)	Table Pos (deg)	Peak Avg. (P/A)	Pol. (H/V)
802.11ax HE80 Full CH 138 5690MHz		5452.57	59.31	-14.69	74	43.24	32.81	12.81	29.55	100	236	P	H
		5462.32	59.55	-8.65	68.2	43.47	32.82	12.82	29.56	100	236	P	H
		5459.59	50.76	-3.24	54	34.68	32.82	12.82	29.56	100	236	A	H
	*	5690	108.47	-	-	91.82	33.32	12.93	29.6	100	236	P	H
	*	5690	97.76	-	-	81.11	33.32	12.93	29.6	100	236	A	H
		5875.75	60.09	-8.11	68.2	42.79	34.2	12.74	29.64	100	236	P	H
		5442.82	57.44	-16.56	74	41.37	32.81	12.81	29.55	357	209	P	V
		5459.98	57.01	-16.99	74	40.93	32.82	12.82	29.56	357	209	P	V
		5452.57	49.28	-4.72	54	33.21	32.81	12.81	29.55	357	209	A	V
	*	5690	107.52	-	-	90.87	33.32	12.93	29.6	357	209	P	V
	*	5690	97.44	-	-	80.79	33.32	12.93	29.6	357	209	A	V
		5882.25	59.76	-8.44	68.2	42.45	34.23	12.72	29.64	357	209	P	V
Remark	1. No other spurious found. 2. All results are PASS against Peak and Average limit line.												

Band 3 - Straddle Channel

WIFI 802.11ax HE80 Full (Harmonic @ 3m)

WIFI Ant. 6+7	Note	Frequency (MHz)	Level (dBμV/m)	Over Limit (dB)	Limit Line (dBμV/m)	Read Level (dBμV)	Antenna Factor (dB/m)	Path Loss (dB)	Preamp Factor (dB)	Ant Pos (cm)	Table Pos (deg)	Peak Avg. (P/A)	Pol. (H/V)
		11380	46.58	-27.42	74	54.39	39.2	19.18	66.19	-	-	P	H
		17070	48.95	-19.25	68.2	52.27	38	25.02	66.34	-	-	P	H
													H
													H
													H
													H
													H
													H
													H
													H
802.11ax													H
HE80 Full													H
CH 138		11380	47.1	-26.9	74	54.91	39.2	19.18	66.19	-	-	P	V
5690MHz		17070	49.15	-19.05	68.2	52.47	38	25.02	66.34	-	-	P	V
													V
													V
													V
													V
													V
													V
													V
													V
													V
													V

Remark

1. No other spurious found.
2. All results are PASS against Peak and Average limit line.
3. The emission position marked as "-" means no suspected emission found with sufficient margin against limit line or noise floor only.

Emission below 1GHz

WIFI 802.11ax HE80 Full (LF @ 3m)

WIFI Ant. 6+7	Note	Frequency (MHz)	Level (dBμV/m)	Over Limit (dB)	Limit Line (dBμV/m)	Read Level (dBμV)	Antenna Factor (dB/m)	Path Loss (dB)	Preamp Factor (dB)	Ant Pos (cm)	Table Pos (deg)	Peak Avg. (P/A)	Pol. (H/V)
802.11ax HE80 Full LF		37.76	25.09	-14.91	40	35.59	20.79	1.01	32.3	-	-	P	H
		140.58	25.08	-18.42	43.5	37.71	17.55	2.09	32.27	-	-	P	H
		258.92	21.09	-24.91	46	30.67	19.87	2.8	32.25	-	-	P	H
		557.68	27.49	-18.51	46	29.81	25.97	4.14	32.43	-	-	P	H
		724.52	29.89	-16.11	46	30.23	27.38	4.65	32.37	-	-	P	H
		954.41	33.96	-12.04	46	29.04	30.67	5.41	31.16	-	-	P	H
													H
													H
													H
													H
													H
													H
		38.73	33.97	-6.03	40	45.08	20.15	1.04	32.3	-	-	P	V
		66.86	33.96	-6.04	40	52.65	12.14	1.45	32.28	-	-	P	V
		184.23	28.15	-15.35	43.5	43.08	14.88	2.42	32.23	-	-	P	V
		425.76	24.3	-21.7	46	30.12	22.98	3.61	32.41	-	-	P	V
		614.91	27.91	-18.09	46	30.38	25.77	4.32	32.56	-	-	P	V
		954.41	34.42	-11.58	46	29.5	30.67	5.41	31.16	-	-	P	V
													V
													V
													V
													V
													V
													V
Remark	1. No other spurious found. 2. All results are PASS against limit line. 3. The emission position marked as “-” means no suspected emission found and emission level has at least 6dB margin against limit or emission is noise floor only.												

<TXBF Mode>

Band 1 - 5150~5250MHz

WIFI 802.11ax HE20 Full (Band Edge @ 3m)

WIFI Ant.	Note	Frequency	Level	Over Limit	Limit Line	Read Level	Antenna Factor	Path Loss	Preamp Factor	Ant Pos	Table Pos	Peak Avg.	Pol.
6+7		(MHz)	(dBµV/m)	(dB)	(dBµV/m)	(dBµV)	(dB/m)	(dB)	(dB)	(cm)	(deg)	(P/A)	(H/V)
802.11ax HE20 Full CH 36 5180MHz		5149.24	63.45	-10.55	74	47.88	33	12.03	29.46	100	233	P	H
		5150	52.45	-1.55	54	36.88	33	12.03	29.46	100	233	A	H
	*	5180	115.48	-	-	99.81	33.06	12.08	29.47	100	233	P	H
	*	5180	104.72	-	-	89.05	33.06	12.08	29.47	100	233	A	H
													H
													H
		5149.5	64.45	-9.55	74	48.88	33	12.03	29.46	398	199	P	V
		5149.76	52.54	-1.46	54	36.97	33	12.03	29.46	398	199	A	V
	*	5180	113.39	-	-	97.72	33.06	12.08	29.47	398	199	P	V
	*	5180	103.25	-	-	87.58	33.06	12.08	29.47	398	199	A	V
													V
													V
802.11ax HE20 Full CH 44 5220MHz		5143.52	57.59	-16.41	74	42.03	33	12.02	29.46	100	15	P	H
		5148.2	48.76	-5.24	54	33.19	33	12.03	29.46	100	15	A	H
	*	5220	117.16	-	-	101.4	33.06	12.18	29.48	100	15	P	H
	*	5220	107.79	-	-	92.03	33.06	12.18	29.48	100	15	A	H
		5351.92	55.43	-18.57	74	39.52	32.8	12.63	29.52	100	15	P	H
		5350.52	45.53	-8.47	54	29.63	32.8	12.62	29.52	100	15	A	H
		5149.5	55.3	-18.7	74	39.73	33	12.03	29.46	400	213	P	V
		5139.36	46.69	-7.31	54	31.12	33	12.02	29.45	400	213	A	V
	*	5220	114.32	-	-	98.56	33.06	12.18	29.48	400	213	P	V
	*	5220	105.24	-	-	89.48	33.06	12.18	29.48	400	213	A	V
		5380.76	54.54	-19.46	74	38.49	32.86	12.72	29.53	400	213	P	V
		5363.12	46.49	-7.51	54	30.53	32.83	12.66	29.53	400	213	A	V

802.11ax HE20 Full CH 48 5240MHz		5143.78	57.31	-16.69	74	41.75	33	12.02	29.46	100	14	P	H
		5149.76	47.96	-6.04	54	32.39	33	12.03	29.46	100	14	A	H
	*	5240	117.39	-	-	101.61	33.02	12.25	29.49	100	14	P	H
	*	5240	107.42	-	-	91.64	33.02	12.25	29.49	100	14	A	H
		5371.8	55.91	-18.09	74	39.91	32.84	12.69	29.53	100	14	P	H
		5351.92	46.49	-7.51	54	30.58	32.8	12.63	29.52	100	14	A	H
		5139.62	55.51	-18.49	74	39.94	33	12.02	29.45	400	214	P	V
		5148.98	46.18	-7.82	54	30.61	33	12.03	29.46	400	214	A	V
	*	5240	106.29	-	-	90.51	33.02	12.25	29.49	400	214	P	V
	*	5240	106.13	-	-	90.35	33.02	12.25	29.49	400	214	A	V
		5360.32	54.94	-19.06	74	38.99	32.82	12.66	29.53	400	214	P	V
		5356.96	45.61	-8.39	54	29.68	32.81	12.64	29.52	400	214	A	V
Remark	1. No other spurious found. 2. All results are PASS against Peak and Average limit line.												

Band 1 5150~5250MHz

WIFI 802.11ax HE20 Full (Harmonic @ 3m)

WIFI Ant. 6+7	Note	Frequency (MHz)	Level (dBμV/m)	Over Limit (dB)	Limit Line (dBμV/m)	Read Level (dBμV)	Antenna Factor (dB/m)	Path Loss (dB)	Preamp Factor (dB)	Ant Pos (cm)	Table Pos (deg)	Peak Avg. (P/A)	Pol. (H/V)
		10360	47.54	-20.66	68.2	56.44	38.92	18.9	66.72	-	-	P	H
		15540	47.33	-26.67	74	52.89	37.92	22.65	66.13	-	-	P	H
													H
													H
													H
													H
													H
													H
													H
													H
802.11ax													H
HE20 Full													H
CH 36		10360	47.67	-20.53	68.2	56.57	38.92	18.9	66.72	-	-	P	V
5180MHz		15540	47.85	-26.15	74	53.41	37.92	22.65	66.13	-	-	P	V
													V
													V
													V
													V
													V
													V
													V
													V
													V
													V

WIFI Ant. 6+7	Note	Frequency (MHz)	Level (dBμV/m)	Over Limit (dB)	Limit Line (dBμV/m)	Read Level (dBμV)	Antenna Factor (dB/m)	Path Loss (dB)	Preamp Factor (dB)	Ant Pos (cm)	Table Pos (deg)	Peak Avg. (P/A)	Pol. (H/V)
		10440	48.1	-20.1	68.2	57.01	38.92	18.91	66.74	-	-	P	H
		15660	47.83	-26.17	74	53.93	37.44	22.74	66.28	-	-	P	H
													H
													H
													H
													H
													H
													H
													H
													H
802.11ax													H
HE20 Full													H
CH 44		10440	49.94	-18.26	68.2	58.85	38.92	18.91	66.74	-	-	P	V
5220MHz		15660	47.43	-26.57	74	53.53	37.44	22.74	66.28	-	-	P	V
													V
													V
													V
													V
													V
													V
													V
													V
													V
													V

WIFI Ant. 6+7	Note	Frequency (MHz)	Level (dBμV/m)	Over Limit (dB)	Limit Line (dBμV/m)	Read Level (dBμV)	Antenna Factor (dB/m)	Path Loss (dB)	Preamp Factor (dB)	Ant Pos (cm)	Table Pos (deg)	Peak Avg. (P/A)	Pol. (H/V)
		10480	48.86	-19.34	68.2	57.85	38.84	18.92	66.75	-	-	P	H
		15720	47.6	-26.4	74	53.96	37.22	22.78	66.36	-	-	P	H
													H
													H
													H
													H
													H
													H
													H
													H
802.11ax													H
HE20 Full													H
CH 48		10480	48.68	-19.52	68.2	57.67	38.84	18.92	66.75	-	-	P	V
5240MHz		15720	47.86	-26.14	74	54.22	37.22	22.78	66.36	-	-	P	V
													V
													V
													V
													V
													V
													V
													V
													V
													V
													V
Remark	1. No other spurious found. 2. All results are PASS against Peak and Average limit line. 3. The emission position marked as "-" means no suspected emission found with sufficient margin against limit line or noise floor only.												

Band 1 5150~5250MHz

WIFI 802.11ax HE40 Full (Band Edge @ 3m)

WIFI Ant. 6+7	Note	Frequency (MHz)	Level (dBμV/m)	Over Limit (dB)	Limit Line (dBμV/m)	Read Level (dBμV)	Antenna Factor (dB/m)	Path Loss (dB)	Preamp Factor (dB)	Ant Pos (cm)	Table Pos (deg)	Peak Avg. (P/A)	Pol. (H/V)
802.11ax HE40 Full CH 38 5190MHz		5150	67.27	-6.73	74	51.7	33	12.03	29.46	100	233	P	H
		5150	52.63	-1.37	54	37.06	33	12.03	29.46	100	233	A	H
	*	5190	107.67	-	-	91.97	33.08	12.09	29.47	100	233	P	H
	*	5190	97.25	-	-	81.55	33.08	12.09	29.47	100	233	A	H
		5353.6	56.85	-17.15	74	40.93	32.81	12.63	29.52	100	233	P	H
		5369	46.65	-7.35	54	30.66	32.84	12.68	29.53	100	233	A	H
		5143.26	60.8	-13.2	74	45.24	33	12.02	29.46	331	198	P	V
		5150	50.35	-3.65	54	34.78	33	12.03	29.46	331	198	A	V
	*	5190	106.72	-	-	91.02	33.08	12.09	29.47	331	198	P	V
	*	5190	97.56	-	-	81.86	33.08	12.09	29.47	331	198	A	V
		5386.64	56.79	-17.21	74	40.71	32.87	12.74	29.53	331	198	P	V
		5369	46.16	-7.84	54	30.17	32.84	12.68	29.53	331	198	A	V
802.11ax HE40 Full CH 46 5230MHz		5147.68	60.03	-13.97	74	44.46	33	12.03	29.46	100	10	P	H
		5150	50.2	-3.8	54	34.63	33	12.03	29.46	100	10	A	H
	*	5230	111.09	-	-	95.32	33.04	12.21	29.48	100	10	P	H
	*	5230	102.34	-	-	86.57	33.04	12.21	29.48	100	10	A	H
		5390.56	57.51	-16.49	74	41.4	32.88	12.76	29.53	100	10	P	H
		5350.52	47.98	-6.02	54	32.08	32.8	12.62	29.52	100	10	A	H
		5148.72	58.52	-15.48	74	42.95	33	12.03	29.46	400	214	P	V
		5149.76	47.32	-6.68	54	31.75	33	12.03	29.46	400	214	A	V
	*	5230	109.6	-	-	93.83	33.04	12.21	29.48	400	214	P	V
	*	5230	100.57	-	-	84.8	33.04	12.21	29.48	400	214	A	V
		5418.84	55.96	-18.04	74	39.84	32.86	12.8	29.54	400	214	P	V
		5381.6	47.03	-6.97	54	30.97	32.86	12.73	29.53	400	214	A	V
Remark	1. No other spurious found. 2. All results are PASS against Peak and Average limit line.												

Band 1 5150~5250MHz

WIFI 802.11ax HE40 Full (Harmonic @ 3m)

WIFI Ant. 6+7	Note	Frequency (MHz)	Level (dBμV/m)	Over Limit (dB)	Limit Line (dBμV/m)	Read Level (dBμV)	Antenna Factor (dB/m)	Path Loss (dB)	Preamp Factor (dB)	Ant Pos (cm)	Table Pos (deg)	Peak Avg. (P/A)	Pol. (H/V)
		10380	48.84	-19.36	68.2	57.71	38.96	18.9	66.73	-	-	P	H
		15570	47.92	-26.08	74	53.55	37.86	22.68	66.17	-	-	P	H
													H
													H
													H
													H
													H
													H
													H
													H
802.11ax													H
HE40 Full													H
CH 38		10380	48.86	-19.34	68.2	57.73	38.96	18.9	66.73	-	-	P	V
5190MHz		15570	47.81	-26.19	74	53.44	37.86	22.68	66.17	-	-	P	V
													V
													V
													V
													V
													V
													V
													V
													V
													V
													V

WIFI Ant. 6+7	Note	Frequency (MHz)	Level (dBμV/m)	Over Limit (dB)	Limit Line (dBμV/m)	Read Level (dBμV)	Antenna Factor (dB/m)	Path Loss (dB)	Preamp Factor (dB)	Ant Pos (cm)	Table Pos (deg)	Peak Avg. (P/A)	Pol. (H/V)
		10460	48.46	-19.74	68.2	57.41	38.88	18.91	66.74	-	-	P	H
		15690	47.95	-26.05	74	54.25	37.26	22.76	66.32	-	-	P	H
													H
													H
													H
													H
													H
													H
													H
													H
802.11ax													H
HE40 Full													H
CH 46		10460	48.26	-19.94	68.2	57.21	38.88	18.91	66.74	-	-	P	V
5230MHz		15690	47.71	-26.29	74	54.01	37.26	22.76	66.32	-	-	P	V
													V
													V
													V
													V
													V
													V
													V
													V
													V
													V

Remark

1. No other spurious found.
2. All results are PASS against Peak and Average limit line.
3. The emission position marked as "-" means no suspected emission found with sufficient margin against limit line or noise floor only.

Band 1 5150~5250MHz

WIFI 802.11ax HE80 Full (Band Edge @ 3m)

WIFI Ant. 6+7	Note	Frequency (MHz)	Level (dBμV/m)	Over Limit (dB)	Limit Line (dBμV/m)	Read Level (dBμV)	Antenna Factor (dB/m)	Path Loss (dB)	Preamp Factor (dB)	Ant Pos (cm)	Table Pos (deg)	Peak Avg. (P/A)	Pol. (H/V)
802.11ax HE80 Full CH 42 5210MHz		5144.04	65.89	-8.11	74	50.33	33	12.02	29.46	100	234	P	H
		5150	51.94	-2.06	54	36.37	33	12.03	29.46	100	234	A	H
	*	5210	105.76	-	-	90.02	33.08	12.14	29.48	100	234	P	H
	*	5210	94.98	-	-	79.24	33.08	12.14	29.48	100	234	A	H
		5365.08	58.16	-15.84	74	42.19	32.83	12.67	29.53	100	234	P	H
		5395.04	47.98	-6.02	54	31.86	32.89	12.77	29.54	100	234	A	H
		5145.34	62.41	-11.59	74	46.84	33	12.03	29.46	350	198	P	V
		5148.2	50.32	-3.68	54	34.75	33	12.03	29.46	350	198	A	V
	*	5210	104.31	-	-	88.57	33.08	12.14	29.48	350	198	P	V
	*	5210	94.42	-	-	78.68	33.08	12.14	29.48	350	198	A	V
		5355.28	56.84	-17.16	74	40.91	32.81	12.64	29.52	350	198	P	V
		5359.48	46.91	-7.09	54	30.97	32.82	12.65	29.53	350	198	A	V
Remark	1. No other spurious found. 2. All results are PASS against Peak and Average limit line.												

Band 1 5150~5250MHz

WIFI 802.11ax HE80 Full (Harmonic @ 3m)

WIFI Ant. 6+7	Note	Frequency (MHz)	Level (dBμV/m)	Over Limit (dB)	Limit Line (dBμV/m)	Read Level (dBμV)	Antenna Factor (dB/m)	Path Loss (dB)	Preamp Factor (dB)	Ant Pos (cm)	Table Pos (deg)	Peak Avg. (P/A)	Pol. (H/V)
		10420	47.64	-20.56	68.2	56.51	38.96	18.91	66.74	-	-	P	H
		15630	47.74	-26.26	74	53.64	37.62	22.72	66.24	-	-	P	H
													H
													H
													H
													H
													H
													H
													H
													H
802.11ax													H
HE80 Full													H
CH 42		10420	48.06	-20.14	68.2	56.93	38.96	18.91	66.74	-	-	P	V
5210MHz		15630	47.84	-26.16	74	53.74	37.62	22.72	66.24	-	-	P	V
													V
													V
													V
													V
													V
													V
													V
													V
													V
													V
Remark	1. No other spurious found. 2. All results are PASS against Peak and Average limit line. 3. The emission position marked as "-" means no suspected emission found with sufficient margin against limit line or noise floor only.												

Band 2 - 5250~5350MHz

WIFI 802.11ax HE20 Full (Band Edge @ 3m)

WIFI Ant. 6+7	Note	Frequency (MHz)	Level (dBμV/m)	Over Limit (dB)	Limit Line (dBμV/m)	Read Level (dBμV)	Antenna Factor (dB/m)	Path Loss (dB)	Preamp Factor (dB)	Ant Pos (cm)	Table Pos (deg)	Peak Avg. (P/A)	Pol. (H/V)
802.11ax HE20 Full CH 52 5260MHz		5148.24	56.14	-17.86	74	40.57	33	12.03	29.46	100	12	P	H
		5148.92	47.31	-6.69	54	31.74	33	12.03	29.46	100	12	A	H
	*	5260	117.16	-	-	101.36	32.98	12.31	29.49	100	12	P	H
	*	5260	107.94	-	-	92.14	32.98	12.31	29.49	100	12	A	H
		5361.6	56.35	-17.65	74	40.4	32.82	12.66	29.53	100	12	P	H
		5351.28	47.17	-6.83	54	31.27	32.8	12.62	29.52	100	12	A	H
		5108.8	56.08	-17.92	74	40.55	33	11.97	29.44	337	208	P	V
		5131.58	46.45	-7.55	54	30.9	33	12	29.45	337	208	A	V
	*	5260	115.32	-	-	99.52	32.98	12.31	29.49	337	208	P	V
	*	5260	106.1	-	-	90.3	32.98	12.31	29.49	337	208	A	V
		5413.92	55.51	-18.49	74	39.38	32.87	12.8	29.54	337	208	P	V
		5352.96	46.99	-7.01	54	31.07	32.81	12.63	29.52	337	208	A	V
802.11ax HE20 Full CH 60 5300MHz		5090.1	55.42	-18.58	74	39.88	33.04	11.94	29.44	100	14	P	H
		5148.58	46.64	-7.36	54	31.07	33	12.03	29.46	100	14	A	H
	*	5300	117.24	-	-	101.4	32.9	12.45	29.51	100	14	P	H
	*	5300	108.1	-	-	92.26	32.9	12.45	29.51	100	14	A	H
		5354.16	58.66	-15.34	74	42.74	32.81	12.63	29.52	100	14	P	H
		5350.56	49.91	-4.09	54	34.01	32.8	12.62	29.52	100	14	A	H
		5133.28	55.9	-18.1	74	40.34	33	12.01	29.45	337	188	P	V
		5149.6	46.16	-7.84	54	30.59	33	12.03	29.46	337	188	A	V
	*	5300	116.07	-	-	100.23	32.9	12.45	29.51	337	188	P	V
	*	5300	107.19	-	-	91.35	32.9	12.45	29.51	337	188	A	V
		5358.72	58.01	-15.99	74	42.06	32.82	12.65	29.52	337	188	P	V
		5351.04	49.66	-4.34	54	33.76	32.8	12.62	29.52	337	188	A	V

	*	5320	115.95	-	-	100.08	32.86	12.52	29.51	100	235	P	H
	*	5320	105.49	-	-	89.62	32.86	12.52	29.51	100	235	A	H
		5350.08	63.98	-10.02	74	48.08	32.8	12.62	29.52	100	235	P	H
		5350.24	52.63	-1.37	54	36.73	32.8	12.62	29.52	100	235	A	H
802.11ax													H
HE20 Full													H
CH 64	*	5320	112.76	-	-	96.89	32.86	12.52	29.51	371	191	P	V
5320MHz	*	5320	104.86	-	-	88.99	32.86	12.52	29.51	371	191	A	V
		5350.24	64.58	-9.42	74	48.68	32.8	12.62	29.52	371	191	P	V
		5350.72	52.78	-1.22	54	36.88	32.8	12.62	29.52	371	191	A	V
													V
													V
Remark	1. No other spurious found. 2. All results are PASS against Peak and Average limit line.												

Band 2 5250~5350MHz

WIFI 802.11ax HE20 Full (Harmonic @ 3m)

WIFI Ant. 6+7	Note	Frequency (MHz)	Level (dBμV/m)	Over Limit (dB)	Limit Line (dBμV/m)	Read Level (dBμV)	Antenna Factor (dB/m)	Path Loss (dB)	Preamp Factor (dB)	Ant Pos (cm)	Table Pos (deg)	Peak Avg. (P/A)	Pol. (H/V)
		10520	48.27	-19.93	68.2	57.18	38.88	18.93	66.72	-	-	P	H
		15780	47.8	-26.2	74	54.12	37.28	22.83	66.43	-	-	P	H
													H
													H
													H
													H
													H
													H
													H
													H
802.11ax													H
HE20 Full													H
CH 52		10520	48.94	-19.26	68.2	57.85	38.88	18.93	66.72	-	-	P	V
5260MHz		15780	47.87	-26.13	74	54.19	37.28	22.83	66.43	-	-	P	V
													V
													V
													V
													V
													V
													V
													V
													V
													V
													V

WIFI Ant. 6+7	Note	Frequency (MHz)	Level (dBμV/m)	Over Limit (dB)	Limit Line (dBμV/m)	Read Level (dBμV)	Antenna Factor (dB/m)	Path Loss (dB)	Preamp Factor (dB)	Ant Pos (cm)	Table Pos (deg)	Peak Avg. (P/A)	Pol. (H/V)
		10600	47.66	-26.34	74	56.13	39.2	18.95	66.62	-	-	P	H
		15900	47.04	-26.96	74	53.52	37.2	22.9	66.58	-	-	P	H
													H
													H
													H
													H
													H
													H
													H
													H
802.11ax													H
HE20 Full													H
CH 60		10600	49.71	-24.29	74	58.18	39.2	18.95	66.62	100	294	P	V
5300MHz		10600	39.55	-14.45	54	48.02	39.2	18.95	66.62	100	294	A	V
		15900	47.06	-26.94	74	53.54	37.2	22.9	66.58	-	-	P	V
													V
													V
													V
													V
													V
													V
													V
													V
													V

WIFI Ant. 6+7	Note	Frequency (MHz)	Level (dBμV/m)	Over Limit (dB)	Limit Line (dBμV/m)	Read Level (dBμV)	Antenna Factor (dB/m)	Path Loss (dB)	Preamp Factor (dB)	Ant Pos (cm)	Table Pos (deg)	Peak Avg. (P/A)	Pol. (H/V)
		10640	47.81	-26.19	74	56.23	39.2	18.95	66.57	-	-	P	H
		15960	47.56	-26.44	74	54.13	37.14	22.95	66.66	-	-	P	H
													H
													H
													H
													H
													H
													H
													H
													H
802.11ax													H
HE20 Full													H
CH 64		10640	47.95	-26.05	74	56.37	39.2	18.95	66.57	-	-	P	V
5320MHz		15960	47.7	-26.3	74	54.27	37.14	22.95	66.66	-	-	P	V
													V
													V
													V
													V
													V
													V
													V
													V
													V
													V

Remark

1. No other spurious found.
2. All results are PASS against Peak and Average limit line.
3. The emission position marked as "-" means no suspected emission found with sufficient margin against limit line or noise floor only.

Band 2 5250~5350MHz

WIFI 802.11ax HE40 Full (Band Edge @ 3m)

WIFI Ant. 6+7	Note	Frequency (MHz)	Level (dBμV/m)	Over Limit (dB)	Limit Line (dBμV/m)	Read Level (dBμV)	Antenna Factor (dB/m)	Path Loss (dB)	Preamp Factor (dB)	Ant Pos (cm)	Table Pos (deg)	Peak Avg. (P/A)	Pol. (H/V)
802.11ax HE40 Full CH 54 5270MHz		5088.4	59.66	-14.34	74	44.11	33.05	11.94	29.44	100	9	P	H
		5149.26	49.92	-4.08	54	34.35	33	12.03	29.46	100	9	A	H
	*	5270	112.95	-	-	97.14	32.96	12.35	29.5	100	9	P	H
	*	5270	103.16	-	-	87.35	32.96	12.35	29.5	100	9	A	H
		5353.44	61.45	-12.55	74	45.53	32.81	12.63	29.52	100	9	P	H
		5350.08	51.45	-2.55	54	35.55	32.8	12.62	29.52	100	9	A	H
		5100.3	56.62	-17.38	74	41.1	33	11.96	29.44	386	199	P	V
		5088.06	47.81	-6.19	54	32.26	33.05	11.94	29.44	386	199	A	V
	*	5270	109.27	-	-	93.46	32.96	12.35	29.5	386	199	P	V
	*	5270	100.17	-	-	84.36	32.96	12.35	29.5	386	199	A	V
		5354.64	63.94	-10.06	74	48.01	32.81	12.64	29.52	386	199	P	V
		5350.08	50.35	-3.65	54	34.45	32.8	12.62	29.52	386	199	A	V
802.11ax HE40 Full CH 62 5310MHz		5097.24	55.93	-18.07	74	40.41	33.01	11.95	29.44	100	234	P	H
		5126.82	47.2	-6.8	54	31.65	33	12	29.45	100	234	A	H
	*	5310	107.16	-	-	91.31	32.88	12.48	29.51	100	234	P	H
	*	5310	97.86	-	-	82.01	32.88	12.48	29.51	100	234	A	H
		5351.52	62.63	-11.37	74	46.72	32.8	12.63	29.52	100	234	P	H
		5350.08	52.1	-1.9	54	36.2	32.8	12.62	29.52	100	234	A	H
		5131.24	55.36	-18.64	74	39.81	33	12	29.45	336	194	P	V
		5126.82	45.47	-8.53	54	29.92	33	12	29.45	336	194	A	V
	*	5310	106.97	-	-	91.12	32.88	12.48	29.51	336	194	P	V
	*	5310	97.4	-	-	81.55	32.88	12.48	29.51	336	194	A	V
		5354.4	61.58	-12.42	74	45.66	32.81	12.63	29.52	336	194	P	V
		5350.08	51.03	-2.97	54	35.13	32.8	12.62	29.52	336	194	A	V
Remark	1. No other spurious found. 2. All results are PASS against Peak and Average limit line. 3. The emission position marked as "-" means no suspected emission found with sufficient margin against limit line or noise floor only.												

Band 2 5250~5350MHz

WIFI 802.11ax HE40 Full (Harmonic @ 3m)

WIFI Ant. 6+7	Note	Frequency (MHz)	Level (dBμV/m)	Over Limit (dB)	Limit Line (dBμV/m)	Read Level (dBμV)	Antenna Factor (dB/m)	Path Loss (dB)	Preamp Factor (dB)	Ant Pos (cm)	Table Pos (deg)	Peak Avg. (P/A)	Pol. (H/V)
		10540	48.26	-19.94	68.2	57.06	38.96	18.94	66.7	-	-	P	H
		15810	47.06	-26.94	74	53.39	37.29	22.85	66.47	-	-	P	H
													H
													H
													H
													H
													H
													H
													H
													H
802.11ax													H
HE40 Full													H
CH 54		10540	48.24	-19.96	68.2	57.04	38.96	18.94	66.7	-	-	P	V
5270MHz		15810	47.83	-26.17	74	54.16	37.29	22.85	66.47	-	-	P	V
													V
													V
													V
													V
													V
													V
													V
													V
													V
													V

WIFI Ant. 6+7	Note	Frequency (MHz)	Level (dBμV/m)	Over Limit (dB)	Limit Line (dBμV/m)	Read Level (dBμV)	Antenna Factor (dB/m)	Path Loss (dB)	Preamp Factor (dB)	Ant Pos (cm)	Table Pos (deg)	Peak Avg. (P/A)	Pol. (H/V)
		10620	47.81	-26.19	74	56.25	39.2	18.95	66.59	-	-	P	H
		15930	46.98	-27.02	74	53.5	37.17	22.93	66.62	-	-	P	H
													H
													H
													H
													H
													H
													H
													H
													H
802.11ax													H
HE40 Full													H
CH 62		10620	47.75	-26.25	74	56.19	39.2	18.95	66.59	-	-	P	V
5310MHz		15930	47.37	-26.63	74	53.89	37.17	22.93	66.62	-	-	P	V
													V
													V
													V
													V
													V
													V
													V
													V
													V
													V
Remark	1. No other spurious found. 2. All results are PASS against Peak and Average limit line. 3. The emission position marked as "-" means no suspected emission found with sufficient margin against limit line or noise floor only.												

Band 2 5250~5350MHz

WIFI 802.11ax HE80 Full (Band Edge @ 3m)

WIFI Ant. 6+7	Note	Frequency (MHz)	Level (dBμV/m)	Over Limit (dB)	Limit Line (dBμV/m)	Read Level (dBμV)	Antenna Factor (dB/m)	Path Loss (dB)	Preamp Factor (dB)	Ant Pos (cm)	Table Pos (deg)	Peak Avg. (P/A)	Pol. (H/V)
802.11ax HE80 Full CH 58 5290MHz		5081.26	56.9	-17.1	74	41.34	33.07	11.93	29.44	102	233	P	H
		5104.04	47.01	-6.99	54	31.49	33	11.96	29.44	102	233	A	H
	*	5290	104.34	-	-	88.5	32.92	12.42	29.5	102	233	P	H
	*	5290	93.99	-	-	78.15	32.92	12.42	29.5	102	233	A	H
		5364.48	61.62	-12.38	74	45.65	32.83	12.67	29.53	102	233	P	H
		5351.28	51.25	-2.75	54	35.35	32.8	12.62	29.52	102	233	A	H
		5078.54	56.57	-17.43	74	41	33.09	11.92	29.44	337	196	P	V
		5134.64	46.35	-7.65	54	30.79	33	12.01	29.45	337	196	A	V
	*	5290	104.33	-	-	88.49	32.92	12.42	29.5	337	196	P	V
	*	5290	94.73	-	-	78.89	32.92	12.42	29.5	337	196	A	V
		5351.76	58.35	-15.65	74	42.44	32.8	12.63	29.52	337	196	P	V
		5350.08	49.97	-4.03	54	34.07	32.8	12.62	29.52	337	196	A	V
Remark	1. No other spurious found. 2. All results are PASS against Peak and Average limit line.												

Band 2 5250~5350MHz

WIFI 802.11ax HE80 Full (Harmonic @ 3m)

WIFI Ant. 6+7	Note	Frequency (MHz)	Level (dBμV/m)	Over Limit (dB)	Limit Line (dBμV/m)	Read Level (dBμV)	Antenna Factor (dB/m)	Path Loss (dB)	Preamp Factor (dB)	Ant Pos (cm)	Table Pos (deg)	Peak Avg. (P/A)	Pol. (H/V)
		10580	48.52	-19.68	68.2	57.11	39.12	18.94	66.65	-	-	P	H
		15870	46.99	-27.01	74	53.42	37.23	22.89	66.55	-	-	P	H
													H
													H
													H
													H
													H
													H
													H
													H
													H
802.11ax													H
HE80 Full													H
CH 58		10580	48.53	-19.67	68.2	57.12	39.12	18.94	66.65	-	-	P	V
5290MHz		15870	47.73	-26.27	74	54.16	37.23	22.89	66.55	-	-	P	V
													V
													V
													V
													V
													V
													V
													V
													V
													V
													V
Remark	1. No other spurious found. 2. All results are PASS against Peak and Average limit line. 3. The emission position marked as "-" means no suspected emission found with sufficient margin against limit line or noise floor only.												

Band 3 - 5470~5725MHz

WIFI 802.11ax HE20 Full (Band Edge @ 3m)

WIFI Ant. 6+7	Note	Frequency (MHz)	Level (dBμV/m)	Over Limit (dB)	Limit Line (dBμV/m)	Read Level (dBμV)	Antenna Factor (dB/m)	Path Loss (dB)	Preamp Factor (dB)	Ant Pos (cm)	Table Pos (deg)	Peak Avg. (P/A)	Pol. (H/V)
802.11ax HE20 Full CH 100 5500MHz		5459.28	61.15	-12.85	74	45.07	32.82	12.82	29.56	106	234	P	H
		5469.04	66.24	-1.96	68.2	50.14	32.84	12.82	29.56	106	234	P	H
		5460	49.56	-4.44	54	33.48	32.82	12.82	29.56	106	234	A	H
	*	5500	115.49	-	-	99.32	32.9	12.84	29.57	106	234	P	H
	*	5500	105.88	-	-	89.71	32.9	12.84	29.57	106	234	A	H
		5456.72	58.19	-15.81	74	42.12	32.81	12.82	29.56	299	186	P	V
		5469.36	62.06	-6.14	68.2	45.96	32.84	12.82	29.56	299	186	P	V
		5459.92	48.02	-5.98	54	31.94	32.82	12.82	29.56	299	186	A	V
	*	5500	114.31	-	-	98.14	32.9	12.84	29.57	299	186	P	V
	*	5500	104.48	-	-	88.31	32.9	12.84	29.57	299	186	A	V
													V
													V
802.11ax HE20 Full CH 116 5580MHz		5411.44	56.59	-17.41	74	40.45	32.88	12.8	29.54	100	6	P	H
		5467.36	55.85	-12.35	68.2	39.76	32.83	12.82	29.56	100	6	P	H
		5450.8	46.41	-7.59	54	30.35	32.8	12.81	29.55	100	6	A	H
	*	5580	117	-	-	100.69	33.02	12.87	29.58	100	6	P	H
	*	5580	107.51	-	-	91.2	33.02	12.87	29.58	100	6	A	H
		5754.605	55.36	-12.84	68.2	38.38	33.63	12.97	29.62	100	6	P	H
		5408.32	58.07	-15.93	74	41.94	32.88	12.79	29.54	305	199	P	V
		5467.84	56.06	-12.14	68.2	39.96	32.84	12.82	29.56	305	199	P	V
		5448.16	46.92	-7.08	54	30.86	32.8	12.81	29.55	305	199	A	V
	*	5580	115.51	-	-	99.2	33.02	12.87	29.58	305	199	P	V
	*	5580	106.18	-	-	89.87	33.02	12.87	29.58	305	199	A	V
		5757.44	55.43	-12.77	68.2	38.44	33.64	12.97	29.62	305	199	P	V

	*	5700	113.94	-	-	97.22	33.4	12.93	29.61	102	234	P	H
	*	5700	103.38	-	-	86.66	33.4	12.93	29.61	102	234	A	H
		5725.8	65.3	-2.9	68.2	48.46	33.5	12.95	29.61	102	234	P	H
													H
802.11ax													H
HE20 Full													H
CH 140	*	5700	113.1	-	-	96.38	33.4	12.93	29.61	335	213	P	V
5700MHz	*	5700	102.39	-	-	85.67	33.4	12.93	29.61	335	213	A	V
		5725.24	64.27	-3.93	68.2	47.43	33.5	12.95	29.61	335	213	P	V
													V
													V
													V
Remark	1. No other spurious found. 2. All results are PASS against Peak and Average limit line.												

Band 3 5470~5725MHz

WIFI 802.11ax HE20 (Harmonic @ 3m)

WIFI Ant. 6+7	Note	Frequency (MHz)	Level (dBμV/m)	Over Limit (dB)	Limit Line (dBμV/m)	Read Level (dBμV)	Antenna Factor (dB/m)	Path Loss (dB)	Preamp Factor (dB)	Ant Pos (cm)	Table Pos (deg)	Peak Avg. (P/A)	Pol. (H/V)
		11000	47.88	-26.12	74	56.07	38.9	19.01	66.1	-	-	P	H
		16500	49.55	-18.65	68.2	53.79	38.1	23.98	66.32	-	-	P	H
													H
													H
													H
													H
													H
													H
													H
													H
802.11ax													H
HE20 Full													H
CH 100		11000	47.83	-26.17	74	56.02	38.9	19.01	66.1	-	-	P	V
5500MHz		16500	49.04	-19.16	68.2	53.28	38.1	23.98	66.32	-	-	P	V
													V
													V
													V
													V
													V
													V
													V
													V
													V
													V

WIFI Ant. 6+7	Note	Frequency (MHz)	Level (dBµV/m)	Over Limit (dB)	Limit Line (dBµV/m)	Read Level (dBµV)	Antenna Factor (dB/m)	Path Loss (dB)	Preamp Factor (dB)	Ant Pos (cm)	Table Pos (deg)	Peak Avg. (P/A)	Pol. (H/V)
		11160	47.79	-26.21	74	55.78	39.06	19.09	66.14	-	-	P	H
		16740	49.64	-18.56	68.2	53.49	38.06	24.46	66.37	-	-	P	H
													H
													H
													H
													H
													H
													H
													H
													H
802.11ax													H
HE20 Full													H
CH 116		11160	47.81	-26.19	74	55.8	39.06	19.09	66.14	-	-	P	V
5580MHz		16740	51.22	-16.98	68.2	55.07	38.06	24.46	66.37	-	-	P	V
													V
													V
													V
													V
													V
													V
													V
													V
													V
													V

WIFI Ant. 6+7	Note	Frequency (MHz)	Level (dBμV/m)	Over Limit (dB)	Limit Line (dBμV/m)	Read Level (dBμV)	Antenna Factor (dB/m)	Path Loss (dB)	Preamp Factor (dB)	Ant Pos (cm)	Table Pos (deg)	Peak Avg. (P/A)	Pol. (H/V)
		11400	47.59	-26.41	74	55.4	39.2	19.19	66.2	-	-	P	H
		17100	48.82	-19.38	68.2	52.1	38	25.03	66.31	-	-	P	H
													H
													H
													H
													H
													H
													H
													H
													H
802.11ax													H
HE20 Full													H
CH 140		11400	46.87	-27.13	74	54.68	39.2	19.19	66.2	-	-	P	V
5700MHz		17100	48.34	-19.86	68.2	51.62	38	25.03	66.31	-	-	P	V
													V
													V
													V
													V
													V
													V
													V
													V
													V
													V
Remark	1. No other spurious found. 2. All results are PASS against Peak and Average limit line. 3. The emission position marked as "-" means no suspected emission found with sufficient margin against limit line or noise floor only.												

Band 3 5470~5725MHz

WIFI 802.11ax HE40 Full (Band Edge @ 3m)

WIFI Ant. 6+7	Note	Frequency (MHz)	Level (dBμV/m)	Over Limit (dB)	Limit Line (dBμV/m)	Read Level (dBμV)	Antenna Factor (dB/m)	Path Loss (dB)	Preamp Factor (dB)	Ant Pos (cm)	Table Pos (deg)	Peak Avg. (P/A)	Pol. (H/V)
802.11ax HE40 Full CH 102 5510MHz		5458	63.59	-10.41	74	47.51	32.82	12.82	29.56	100	232	P	H
		5466.16	66.28	-1.92	68.2	50.19	32.83	12.82	29.56	100	232	P	H
		5459.2	51.1	-2.9	54	35.02	32.82	12.82	29.56	100	232	A	H
	*	5510	109.59	-	-	93.42	32.9	12.84	29.57	100	232	P	H
	*	5510	99.17	-	-	83	32.9	12.84	29.57	100	232	A	H
		5764.37	55.84	-12.36	68.2	38.8	33.69	12.97	29.62	100	232	P	H
		5459.44	59.24	-14.76	74	43.16	32.82	12.82	29.56	313	198	P	V
		5469.28	61.93	-6.27	68.2	45.83	32.84	12.82	29.56	313	198	P	V
		5459.2	49.42	-4.58	54	33.34	32.82	12.82	29.56	313	198	A	V
	*	5510	108.24	-	-	92.07	32.9	12.84	29.57	313	198	P	V
	*	5510	98.52	-	-	82.35	32.9	12.84	29.57	313	198	A	V
		5757.125	55.03	-13.17	68.2	38.04	33.64	12.97	29.62	313	198	P	V
802.11ax HE40 Full CH 110 5550MHz		5459.68	60.87	-13.13	74	44.79	32.82	12.82	29.56	100	21	P	H
		5469.28	61.94	-6.26	68.2	45.84	32.84	12.82	29.56	100	21	P	H
		5459.44	49.75	-4.25	54	33.67	32.82	12.82	29.56	100	21	A	H
	*	5550	112.28	-	-	96.1	32.9	12.86	29.58	100	21	P	H
	*	5550	102.08	-	-	85.9	32.9	12.86	29.58	100	21	A	H
		5750.51	56.42	-11.78	68.2	39.48	33.6	12.96	29.62	100	21	P	H
		5418.64	59.65	-14.35	74	43.53	32.86	12.8	29.54	400	199	P	V
		5469.04	61.46	-6.74	68.2	45.36	32.84	12.82	29.56	400	199	P	V
		5423.2	50.04	-3.96	54	33.94	32.85	12.8	29.55	400	199	A	V
	*	5550	111.69	-	-	95.51	32.9	12.86	29.58	400	199	P	V
	*	5550	100.75	-	-	84.57	32.9	12.86	29.58	400	199	A	V
		5732.87	56.64	-11.56	68.2	39.77	33.53	12.95	29.61	400	199	P	V

802.11ax HE40 Full CH 134 5670MHz		5452.2	59.06	-14.94	74	43	32.8	12.81	29.55	100	234	P	H
		5464.45	60.49	-7.71	68.2	44.4	32.83	12.82	29.56	100	234	P	H
		5457.8	49.28	-4.72	54	33.2	32.82	12.82	29.56	100	234	A	H
	*	5670	110.44	-	-	93.96	33.16	12.92	29.6	100	234	P	H
	*	5670	100.88	-	-	84.4	33.16	12.92	29.6	100	234	A	H
		5725.275	66.73	-1.47	68.2	49.89	33.5	12.95	29.61	100	234	P	H
		5441.7	56.59	-17.41	74	40.51	32.82	12.81	29.55	360	209	P	V
		5468.3	56.62	-11.58	68.2	40.52	32.84	12.82	29.56	360	209	P	V
		5458.85	47.14	-6.86	54	31.06	32.82	12.82	29.56	360	209	A	V
	*	5670	110.78	-	-	94.3	33.16	12.92	29.6	360	209	P	V
	*	5670	100.47	-	-	83.99	33.16	12.92	29.6	360	209	A	V
		5726.15	64.14	-4.06	68.2	47.3	33.5	12.95	29.61	360	209	P	V
Remark	1. No other spurious found. 2. All results are PASS against Peak and Average limit line.												

Band 3 5470~5725MHz

WIFI 802.11ax HE40 Full (Harmonic @ 3m)

WIFI Ant. 6+7	Note	Frequency (MHz)	Level (dBμV/m)	Over Limit (dB)	Limit Line (dBμV/m)	Read Level (dBμV)	Antenna Factor (dB/m)	Path Loss (dB)	Preamp Factor (dB)	Ant Pos (cm)	Table Pos (deg)	Peak Avg. (P/A)	Pol. (H/V)
		11020	47.78	-26.22	74	55.94	38.92	19.02	66.1	-	-	P	H
		16530	50.16	-18.04	68.2	54.35	38.1	24.04	66.33	-	-	P	H
													H
													H
													H
													H
													H
													H
													H
													H
802.11ax													H
HE40 Full													H
CH 102		11020	47.72	-26.28	74	55.88	38.92	19.02	66.1	-	-	P	V
5510MHz		16530	49.16	-19.04	68.2	53.35	38.1	24.04	66.33	-	-	P	V
													V
													V
													V
													V
													V
													V
													V
													V
													V
													V

WIFI Ant. 6+7	Note	Frequency (MHz)	Level (dBµV/m)	Over Limit (dB)	Limit Line (dBµV/m)	Read Level (dBµV)	Antenna Factor (dB/m)	Path Loss (dB)	Preamp Factor (dB)	Ant Pos (cm)	Table Pos (deg)	Peak Avg. (P/A)	Pol. (H/V)
		11100	47.61	-26.39	74	55.67	39	19.06	66.12	-	-	P	H
		16650	48.96	-19.24	68.2	52.93	38.1	24.28	66.35	-	-	P	H
													H
													H
													H
													H
													H
													H
													H
													H
802.11ax													H
HE40 Full													H
CH 110		11100	47.82	-26.18	74	55.88	39	19.06	66.12	-	-	P	V
5550MHz		16650	48.54	-19.66	68.2	52.51	38.1	24.28	66.35	-	-	P	V
													V
													V
													V
													V
													V
													V
													V
													V
													V
													V

WIFI Ant. 6+7	Note	Frequency (MHz)	Level (dBμV/m)	Over Limit (dB)	Limit Line (dBμV/m)	Read Level (dBμV)	Antenna Factor (dB/m)	Path Loss (dB)	Preamp Factor (dB)	Ant Pos (cm)	Table Pos (deg)	Peak Avg. (P/A)	Pol. (H/V)
		11340	47.33	-26.67	74	55.15	39.2	19.16	66.18	-	-	P	H
		17010	49.43	-18.77	68.2	52.85	38	24.99	66.41	-	-	P	H
													H
													H
													H
													H
													H
													H
													H
													H
802.11ax													H
HE40 Full													H
CH 134		11340	47.2	-26.8	74	55.02	39.2	19.16	66.18	-	-	P	V
5670MHz		17010	49.09	-19.11	68.2	52.51	38	24.99	66.41	-	-	P	V
													V
													V
													V
													V
													V
													V
													V
													V
													V
													V
Remark	1. No other spurious found. 2. All results are PASS against Peak and Average limit line. 3. The emission position marked as "-" means no suspected emission found with sufficient margin against limit line or noise floor only.												

Band 3 5470~5725MHz

WIFI 802.11ax HE80 Full (Band Edge @ 3m)

WIFI Ant. 6+7	Note	Frequency (MHz)	Level (dBμV/m)	Over Limit (dB)	Limit Line (dBμV/m)	Read Level (dBμV)	Antenna Factor (dB/m)	Path Loss (dB)	Preamp Factor (dB)	Ant Pos (cm)	Table Pos (deg)	Peak Avg. (P/A)	Pol. (H/V)
802.11ax HE80 Full CH 106 5530MHz		5456.8	62.15	-11.85	74	46.08	32.81	12.82	29.56	100	235	P	H
		5466.4	66.77	-1.43	68.2	50.68	32.83	12.82	29.56	100	235	P	H
		5459.92	51.95	-2.05	54	35.87	32.82	12.82	29.56	100	235	A	H
	*	5530	106.79	-	-	90.62	32.9	12.85	29.58	100	235	P	H
	*	5530	95.99	-	-	79.82	32.9	12.85	29.58	100	235	A	H
		5751.77	57.29	-10.91	68.2	40.34	33.61	12.96	29.62	100	235	P	H
		5364.88	59.58	-14.42	74	43.61	32.83	12.67	29.53	384	198	P	V
		5469.28	59.59	-8.61	68.2	43.49	32.84	12.82	29.56	384	198	P	V
		5378.8	48.85	-5.15	54	32.8	32.86	12.72	29.53	384	198	A	V
	*	5530	104.73	-	-	88.56	32.9	12.85	29.58	384	198	P	V
	*	5530	94.2	-	-	78.03	32.9	12.85	29.58	384	198	A	V
		5749.25	55.54	-12.66	68.2	38.59	33.6	12.96	29.61	384	198	P	V
802.11ax HE80 Full CH 122 5610MHz		5453.68	59.91	-14.09	74	43.85	32.81	12.81	29.56	100	19	P	H
		5469.52	61.07	-7.13	68.2	44.97	32.84	12.82	29.56	100	19	P	H
		5458.96	50.01	-3.99	54	33.93	32.82	12.82	29.56	100	19	A	H
	*	5610	108.01	-	-	91.63	33.08	12.89	29.59	100	19	P	H
	*	5610	99.1	-	-	82.72	33.08	12.89	29.59	100	19	A	H
		5743.265	65.96	-2.24	68.2	49.04	33.57	12.96	29.61	100	19	P	H
		5453.68	62.92	-11.08	74	46.86	32.81	12.81	29.56	335	203	P	V
		5467.12	62.11	-6.09	68.2	46.02	32.83	12.82	29.56	335	203	P	V
		5459.44	52.24	-1.76	54	36.16	32.82	12.82	29.56	335	203	A	V
	*	5610	107.04	-	-	90.66	33.08	12.89	29.59	335	203	P	V
	*	5610	97.06	-	-	80.68	33.08	12.89	29.59	335	203	A	V
		5734.445	63.15	-5.05	68.2	46.27	33.54	12.95	29.61	335	203	P	V
Remark	1. No other spurious found. 2. All results are PASS against Peak and Average limit line.												

Band 3 5470~5725MHz

WIFI 802.11ax HE80 Full (Harmonic @ 3m)

WIFI Ant. 6+7	Note	Frequency (MHz)	Level (dBμV/m)	Over Limit (dB)	Limit Line (dBμV/m)	Read Level (dBμV)	Antenna Factor (dB/m)	Path Loss (dB)	Preamp Factor (dB)	Ant Pos (cm)	Table Pos (deg)	Peak Avg. (P/A)	Pol. (H/V)
		11060	47.19	-26.81	74	55.3	38.96	19.04	66.11	-	-	P	H
		16590	49.18	-19.02	68.2	53.26	38.1	24.16	66.34	-	-	P	H
													H
													H
													H
													H
													H
													H
													H
													H
802.11ax													H
HE80 Full													H
CH 106		11060	47.65	-26.35	74	55.76	38.96	19.04	66.11	-	-	P	V
5530MHz		16590	49.33	-18.87	68.2	53.41	38.1	24.16	66.34	-	-	P	V
													V
													V
													V
													V
													V
													V
													V
													V
													V
													V

WIFI Ant. 6+7	Note	Frequency (MHz)	Level (dBμV/m)	Over Limit (dB)	Limit Line (dBμV/m)	Read Level (dBμV)	Antenna Factor (dB/m)	Path Loss (dB)	Preamp Factor (dB)	Ant Pos (cm)	Table Pos (deg)	Peak Avg. (P/A)	Pol. (H/V)
		11220	47.61	-26.39	74	55.53	39.12	19.11	66.15	-	-	P	H
		16830	48.44	-19.76	68.2	52.24	37.94	24.65	66.39	-	-	P	H
													H
													H
													H
													H
													H
													H
													H
													H
802.11ax													H
HE80 Full													H
CH 122		11220	47.56	-26.44	74	55.48	39.12	19.11	66.15	-	-	P	V
5610MHz		16830	48.77	-19.43	68.2	52.57	37.94	24.65	66.39	-	-	P	V
													V
													V
													V
													V
													V
													V
													V
													V
													V
													V

Remark

1. No other spurious found.
2. All results are PASS against Peak and Average limit line.
3. The emission position marked as "-" means no suspected emission found with sufficient margin against limit line or noise floor only.

Band 3 - Straddle Channel

WIFI 802.11ax HE20 Full (Band Edge @ 3m)

WIFI Ant. 6+7	Note	Frequency (MHz)	Level (dBµV/m)	Over Limit (dB)	Limit Line (dBµV/m)	Read Level (dBµV)	Antenna Factor (dB/m)	Path Loss (dB)	Preamp Factor (dB)	Ant Pos (cm)	Table Pos (deg)	Peak Avg. (P/A)	Pol. (H/V)
802.11ax HE20 Full CH 144 5720MHz		5373.01	56.33	-17.67	74	40.31	32.85	12.7	29.53	100	16	P	H
		5460.76	53.95	-14.25	68.2	37.87	32.82	12.82	29.56	100	16	P	H
		5417.08	42.78	-11.22	54	26.65	32.87	12.8	29.54	100	16	A	H
	*	5720	117.04	-	-	100.22	33.48	12.95	29.61	100	16	P	H
	*	5720	107.84	-	-	91.02	33.48	12.95	29.61	100	16	A	H
		5861.75	58.1	-10.1	68.2	40.8	34.15	12.79	29.64	100	16	P	H
		5393.29	55.45	-18.55	74	39.33	32.89	12.77	29.54	325	197	P	V
		5461.93	54.98	-13.22	68.2	38.9	32.82	12.82	29.56	325	197	P	V
		5397.97	43.4	-10.6	54	27.26	32.9	12.78	29.54	325	197	A	V
	*	5720	114.77	-	-	97.95	33.48	12.95	29.61	325	197	P	V
	*	5720	105.49	-	-	88.67	33.48	12.95	29.61	325	197	A	V
		5871.75	58.57	-9.63	68.2	41.26	34.19	12.76	29.64	325	197	P	V
Remark	1. No other spurious found. 2. All results are PASS against Peak and Average limit line.												

Band 3 - Straddle Channel

WIFI 802.11ax HE20 Full (Harmonic @ 3m)

WIFI Ant. 6+7	Note	Frequency (MHz)	Level (dBμV/m)	Over Limit (dB)	Limit Line (dBμV/m)	Read Level (dBμV)	Antenna Factor (dB/m)	Path Loss (dB)	Preamp Factor (dB)	Ant Pos (cm)	Table Pos (deg)	Peak Avg. (P/A)	Pol. (H/V)
		11440	47.88	-26.12	74	55.68	39.2	19.21	66.21	-	-	P	H
		17160	48.86	-19.34	68.2	51.8	38.24	25.06	66.24	-	-	P	H
													H
													H
													H
													H
													H
													H
													H
													H
802.11ax													H
HE20 Full													H
CH 144		11440	47.48	-26.52	74	55.28	39.2	19.21	66.21	-	-	P	V
5720MHz		17160	49.18	-19.02	68.2	52.12	38.24	25.06	66.24	-	-	P	V
													V
													V
													V
													V
													V
													V
													V
													V
													V
													V

Remark

1. No other spurious found.
2. All results are PASS against Peak and Average limit line.
3. The emission position marked as "-" means no suspected emission found with sufficient margin against limit line or noise floor only.

Band 3 - Straddle Channel

WIFI 802.11ax HE40 Full (Band Edge @ 3m)

WIFI Ant. 6+7	Note	Frequency (MHz)	Level (dBµV/m)	Over Limit (dB)	Limit Line (dBµV/m)	Read Level (dBµV)	Antenna Factor (dB/m)	Path Loss (dB)	Preamp Factor (dB)	Ant Pos (cm)	Table Pos (deg)	Peak Avg. (P/A)	Pol. (H/V)
802.11ax HE40 Full CH 142 5710MHz		5443.99	55.78	-18.22	74	39.71	32.81	12.81	29.55	100	16	P	H
		5463.49	56.38	-11.82	68.2	40.29	32.83	12.82	29.56	100	16	P	H
		5458.81	44.11	-9.89	54	28.03	32.82	12.82	29.56	100	16	A	H
	*	5710	112.86	-	-	96.09	33.44	12.94	29.61	100	16	P	H
	*	5710	102.72	-	-	85.95	33.44	12.94	29.61	100	16	A	H
		5888.5	59.95	-8.25	68.2	42.64	34.25	12.7	29.64	100	16	P	H
		5444.38	56.28	-17.72	74	40.21	32.81	12.81	29.55	398	202	P	V
		5462.32	56.06	-12.14	68.2	39.98	32.82	12.82	29.56	398	202	P	V
		5450.62	44.53	-9.47	54	28.47	32.8	12.81	29.55	398	202	A	V
	*	5710	110.33	-	-	93.56	33.44	12.94	29.61	398	202	P	V
	*	5710	100.27	-	-	83.5	33.44	12.94	29.61	398	202	A	V
		5855.75	59.55	-8.65	68.2	42.25	34.12	12.81	29.63	398	202	P	V
Remark	1. No other spurious found. 2. All results are PASS against Peak and Average limit line.												

Band 3 - Straddle Channel

WIFI 802.11ax HE40 Full (Harmonic @ 3m)

WIFI Ant. 6+7	Note	Frequency (MHz)	Level (dBμV/m)	Over Limit (dB)	Limit Line (dBμV/m)	Read Level (dBμV)	Antenna Factor (dB/m)	Path Loss (dB)	Preamp Factor (dB)	Ant Pos (cm)	Table Pos (deg)	Peak Avg. (P/A)	Pol. (H/V)
		11420	46.87	-27.13	74	54.67	39.2	19.2	66.2	-	-	P	H
		17130	49.04	-19.16	68.2	52.15	38.12	25.05	66.28	-	-	P	H
													H
													H
													H
													H
													H
													H
													H
													H
802.11ax													H
HE40 Full													H
CH 142		11420	47.4	-26.6	74	55.2	39.2	19.2	66.2	-	-	P	V
5710MHz		17130	48.69	-19.51	68.2	51.8	38.12	25.05	66.28	-	-	P	V
													V
													V
													V
													V
													V
													V
													V
													V
													V
													V
Remark	1. No other spurious found. 2. All results are PASS against Peak and Average limit line. 3. The emission position marked as "-" means no suspected emission found with sufficient margin against limit line or noise floor only.												

Band 3 Straddle Channel

WIFI 802.11ax HE80 Full (Band Edge @ 3m)

WIFI Ant. 6+7	Note	Frequency (MHz)	Level (dBμV/m)	Over Limit (dB)	Limit Line (dBμV/m)	Read Level (dBμV)	Antenna Factor (dB/m)	Path Loss (dB)	Preamp Factor (dB)	Ant Pos (cm)	Table Pos (deg)	Peak Avg. (P/A)	Pol. (H/V)
802.11ax HE80 Full CH 138 5690MHz		5457.64	59.59	-14.41	74	43.51	32.82	12.82	29.56	100	17	P	H
		5465.83	59.84	-8.36	68.2	43.75	32.83	12.82	29.56	100	17	P	H
		5459.2	47.91	-6.09	54	31.83	32.82	12.82	29.56	100	17	A	H
	*	5690	109.46	-	-	92.81	33.32	12.93	29.6	100	17	P	H
	*	5690	99.56	-	-	82.91	33.32	12.93	29.6	100	17	A	H
		5885.25	63.68	-4.52	68.2	46.37	34.24	12.71	29.64	100	17	P	H
		5452.18	61.51	-12.49	74	45.45	32.8	12.81	29.55	356	206	P	V
		5461.54	60.78	-7.42	68.2	44.7	32.82	12.82	29.56	356	206	P	V
		5457.25	50.42	-3.58	54	34.35	32.81	12.82	29.56	356	206	A	V
	*	5690	107.96	-	-	91.31	33.32	12.93	29.6	356	206	P	V
	*	5690	97.91	-	-	81.26	33.32	12.93	29.6	356	206	A	V
		5856.25	63.21	-4.99	68.2	45.91	34.12	12.81	29.63	356	206	P	V
Remark	1. No other spurious found. 2. All results are PASS against Peak and Average limit line.												

Band 3 - Straddle Channel

WIFI 802.11ax HE80 Full (Harmonic @ 3m)

WIFI Ant. 6+7	Note	Frequency (MHz)	Level (dBμV/m)	Over Limit (dB)	Limit Line (dBμV/m)	Read Level (dBμV)	Antenna Factor (dB/m)	Path Loss (dB)	Preamp Factor (dB)	Ant Pos (cm)	Table Pos (deg)	Peak Avg. (P/A)	Pol. (H/V)
		11380	47.51	-26.49	74	55.32	39.2	19.18	66.19	-	-	P	H
		17070	48.96	-19.24	68.2	52.28	38	25.02	66.34	-	-	P	H
													H
													H
													H
													H
													H
													H
													H
													H
802.11ax													H
HE80 Full													H
CH 138		11380	46.7	-27.3	74	54.51	39.2	19.18	66.19	-	-	P	V
5690MHz		17070	49.75	-18.45	68.2	53.07	38	25.02	66.34	-	0	P	V
													V
													V
													V
													V
													V
													V
													V
													V
													V
													V

Remark

1. No other spurious found.
2. All results are PASS against Peak and Average limit line.
3. The emission position marked as "-" means no suspected emission found with sufficient margin against limit line or noise floor only.

Note symbol

*	**Fundamental Frequency** which can be ignored. However, the level of any unwanted emissions shall not exceed the level of the fundamental frequency.
!	Test result is **over limit** line.
P/A	**P**eak or **A**verage
H/V	**H**orizontal or **V**ertical

A calculation example for radiated spurious emission is shown as below:

WIFI	Note	Frequency	Level	Over	Limit	Read	Antenna	Path	Preamp	Ant	Table	Peak	Pol.
Ant.				Limit	Line	Level	Factor	Loss	Factor	Pos	Pos	Avg.	
6+7		(MHz)	(dBμV/m)	(dB)	(dBμV/m)	(dBμV)	(dB/m)	(dB)	(dB)	(cm)	(deg)	(P/A)	(H/V)
802.11a CH 36 5180MHz		5150	55.45	-18.55	74	54.51	32.22	4.58	35.86	103	308	P	H
		5150	43.54	-10.46	54	42.6	32.22	4.58	35.86	103	308	A	H

1. Path Loss(dB) = Cable loss(dB) + Filter loss(dB) + Attenuator loss(dB)
2. Level(dBμV/m) = Antenna Factor(dB/m) + Path Loss(dB) + Read Level(dBμV) - Preamp Factor(dB)
3. Over Limit(dB) = Level(dBμV/m) – Limit Line(dBμV/m)

For Peak Limit @ 5150MHz:

1. Level(dBμV/m)

= Antenna Factor(dB/m) + Path Loss(dB) + Read Level(dBμV) - Preamp Factor(dB)

= 32.22(dB/m) + 4.58(dB) + 54.51(dBμV) – 35.86 (dB)

= 55.45 (dBμV/m)

2. Over Limit(dB)

= Level(dBμV/m) – Limit Line(dBμV/m)

= 55.45(dBμV/m) – 74(dBμV/m)

= -18.55(dB)

For Average Limit @ 5150MHz:

1. Level(dBμV/m)

= Antenna Factor(dB/m) + Path Loss(dB) + Read Level(dBμV) - Preamp Factor(dB)

= 32.22(dB/m) + 4.58(dB) + 42.6(dBμV) – 35.86 (dB)

= 43.54 (dBμV/m)

2. Over Limit(dB) = Level(dBμV/m) – Limit Line(dBμV/m)

= 43.54(dBμV/m) – 54(dBμV/m)

= -10.46(dB)

Both peak and average measured complies with the limit line, so test result is "PASS".

Appendix C. Radiated Spurious Emission Plots

Test Engineer :	Andy Yang , Karl Hou and Steven Wu	**Temperature :**	20~25°C
		Relative Humidity :	50~60%

Note symbol

-L	**Low channel location**
-R	**High channel location**

<CDD Mode>

Band 1 - 5150~5250MHz

WIFI 802.11a (Band Edge @ 3m)

WIFI	Band 1 5150~5250MHz Band Edge @ 3m	
ANT	802.11a CH36 5180MHz	
6+7	Horizontal	Fundamental
Peak	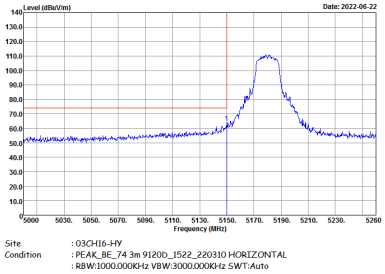	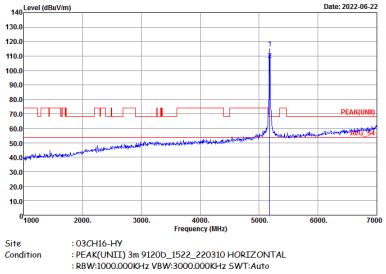
Avg.	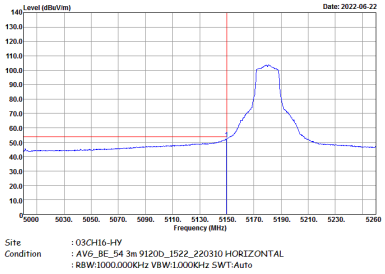	Left blank

WIFI	Band 1 5150~5250MHz Band Edge @ 3m	
ANT	802.11a CH36 5180MHz	
6+7	Vertical	Fundamental
Peak	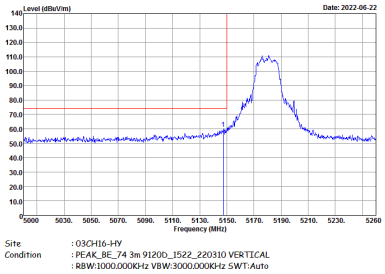	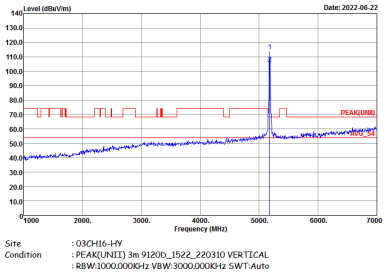
Avg.	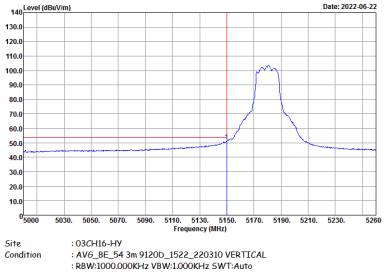	Left blank

WIFI	Band 1 5150~5250MHz Band Edge @ 3m	
ANT	802.11a CH44 5220MHz - L	
6+7	Horizontal	Fundamental
Peak	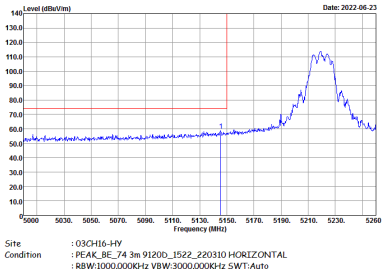	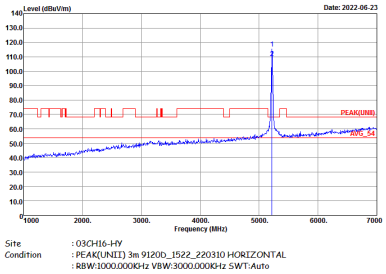
Avg.	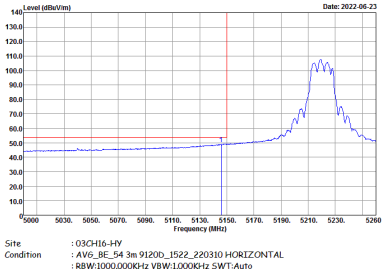	Left blank

WIFI	Band 1 5150~5250MHz Band Edge @ 3m	
ANT	802.11a CH44 5220MHz - R	
6+7	Horizontal	Fundamental
Peak	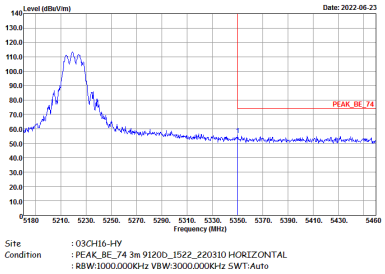	Left blank
Avg.	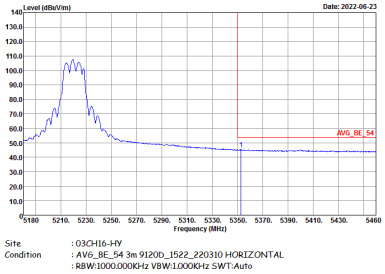	Left blank

WIFI	Band 1 5150~5250MHz Band Edge @ 3m	
ANT	802.11a CH44 5220MHz - L	
6+7	Vertical	Fundamental
Peak	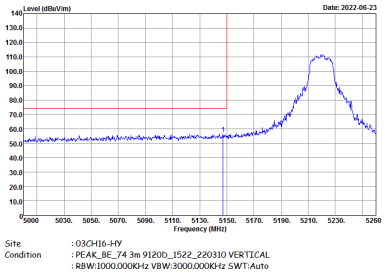	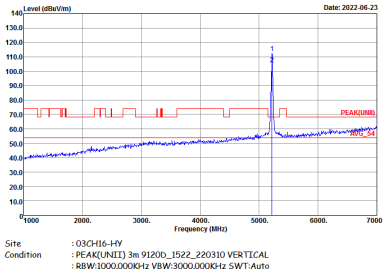
Avg.	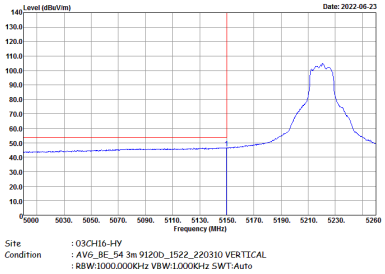	Left blank

WIFI	Band 1 5150~5250MHz Band Edge @ 3m	
ANT	802.11a CH44 5220MHz - R	
6+7	Vertical	Fundamental
Peak	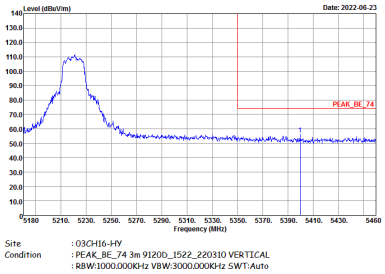	Left blank
Avg.	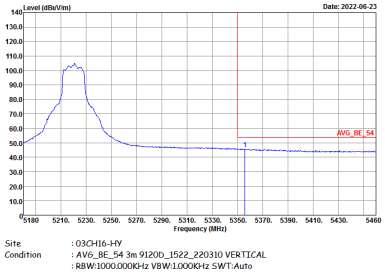	Left blank

WIFI	Band 1 5150~5250MHz Band Edge @ 3m	
ANT	802.11a CH48 5240MHz - L	
6+7	Horizontal	Fundamental
Peak	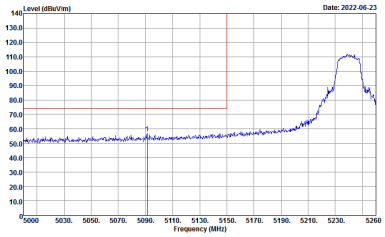	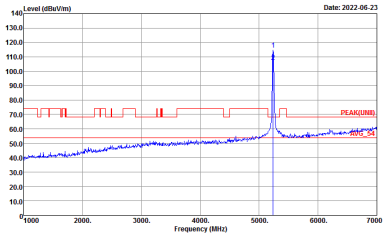
Avg.	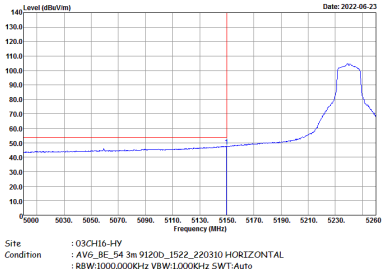	Left blank

WIFI	Band 1 5150~5250MHz Band Edge @ 3m	
ANT	802.11a CH48 5240MHz - R	
6+7	Horizontal	Fundamental
Peak	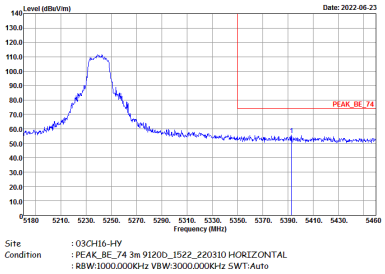	Left blank
Avg.	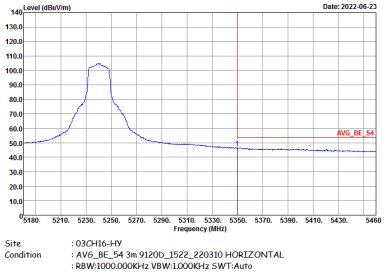	Left blank

WIFI	Band 1 5150~5250MHz Band Edge @ 3m	
ANT	802.11a CH48 5240MHz - L	
6+7	Vertical	Fundamental
Peak	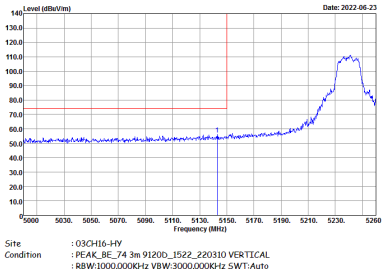	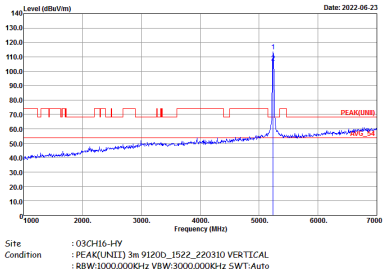
Avg.	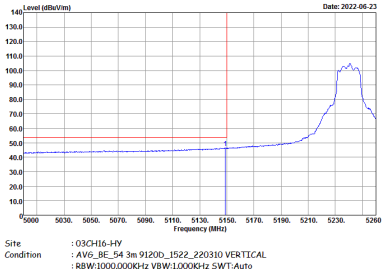	Left blank

WIFI	Band 1 5150~5250MHz Band Edge @ 3m	
ANT	802.11a CH48 5240MHz - R	
6+7	Vertical	Fundamental
Peak	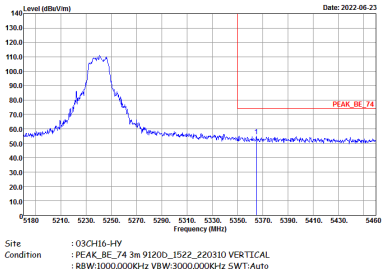	Left blank
Avg.	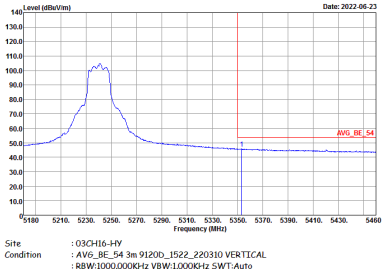	Left blank

Band 1 5150~5250MHz

WIFI 802.11ax HE20 Full (Band Edge @ 3m)

WIFI	Band 1 5150~5250MHz Band Edge @ 3m	
ANT	802.11ax HE20 Full CH36 5180MHz	
6+7	Horizontal	Fundamental
Peak	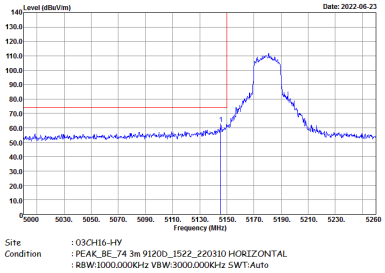	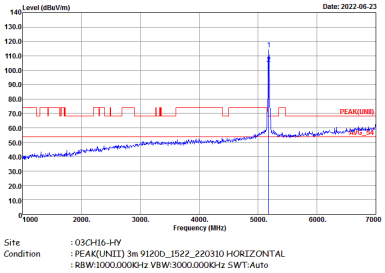
Avg.	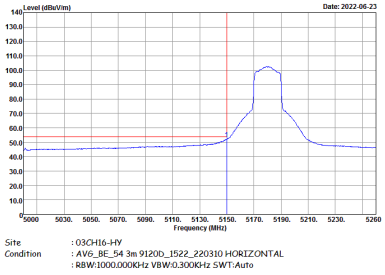	Left blank

WIFI	Band 1 5150~5250MHz Band Edge @ 3m	
ANT	802.11ax HE20 Full CH36 5180MHz	
6+7	Vertical	Fundamental
Peak	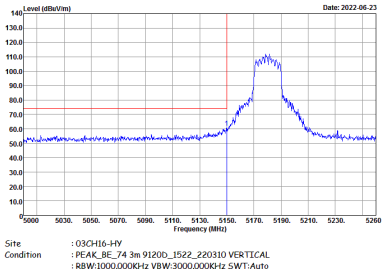	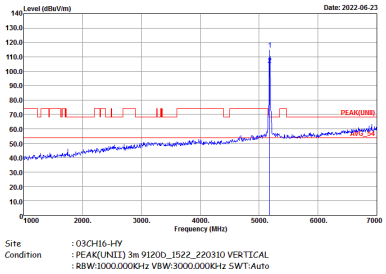
Avg.	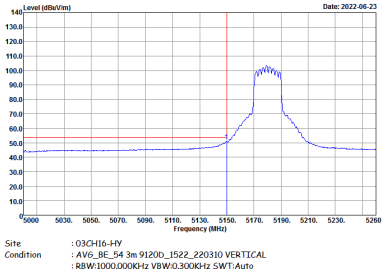	Left blank

WIFI	Band 1 5150~5250MHz Band Edge @ 3m	
ANT	802.11ax HE20 Full CH44 5220MHz - L	
6+7	Horizontal	Fundamental
Peak	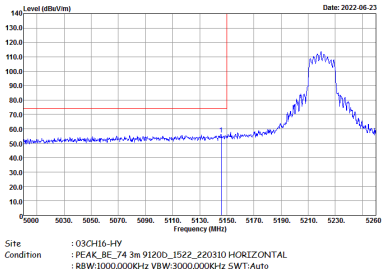	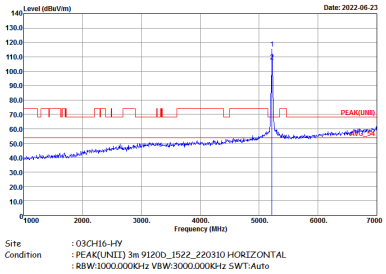
Avg.	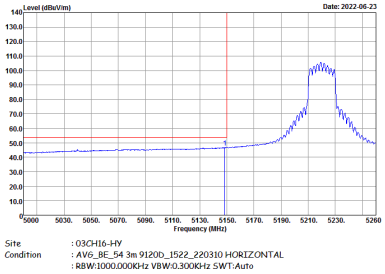	Left blank

WIFI	Band 1 5150~5250MHz Band Edge @ 3m	
ANT	802.11ax HE20 Full CH44 5220MHz - R	
6+7	Horizontal	Fundamental
Peak	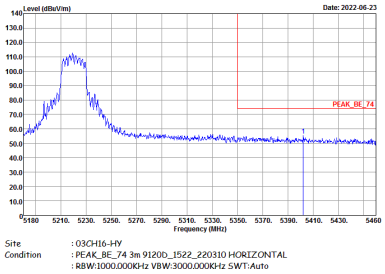	Left blank
Avg.	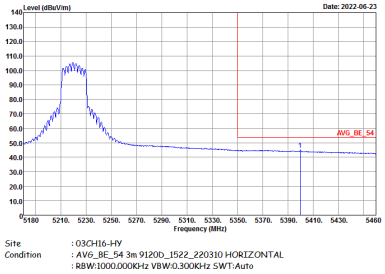	Left blank

WIFI	Band 1 5150~5250MHz Band Edge @ 3m	
ANT	802.11ax HE20 Full CH44 5220MHz - L	
6+7	Vertical	Fundamental
Peak	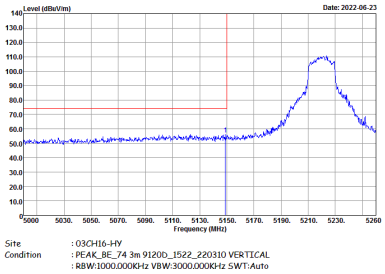	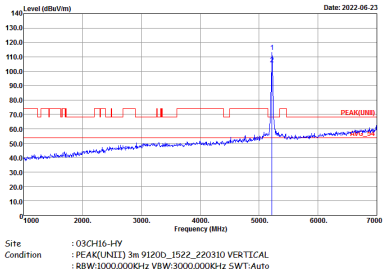
Avg.	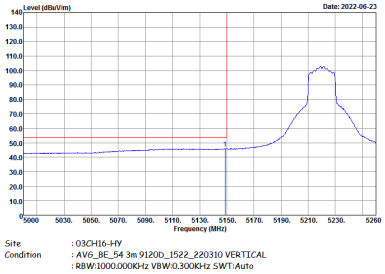	Left blank

WIFI	Band 1 5150~5250MHz Band Edge @ 3m	
ANT	802.11ax HE20 Full CH44 5220MHz - R	
6+7	Vertical	Fundamental
Peak	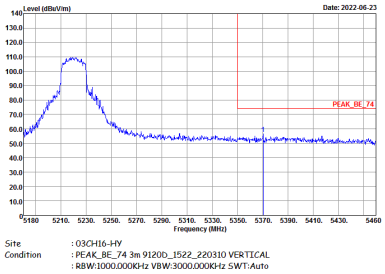	Left blank
Avg.	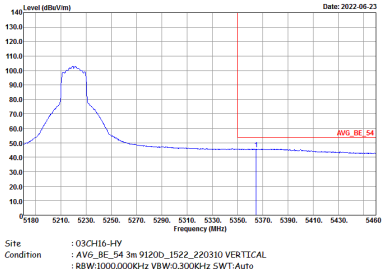	Left blank

WIFI	Band 1 5150~5250MHz Band Edge @ 3m	
ANT	802.11ax HE20 Full CH48 5240MHz - L	
6+7	Horizontal	Fundamental
Peak	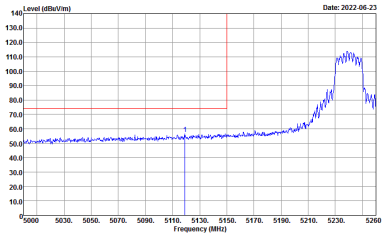	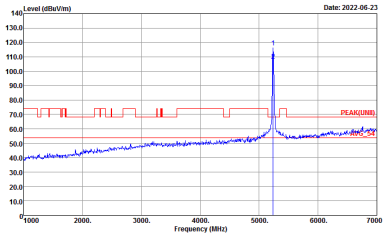
Avg.	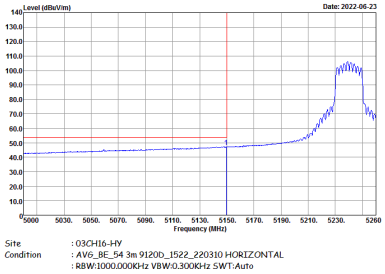	Left blank

WIFI	Band 1 5150~5250MHz Band Edge @ 3m	
ANT	802.11ax HE20 Full CH48 5240MHz - R	
6+7	Horizontal	Fundamental
Peak	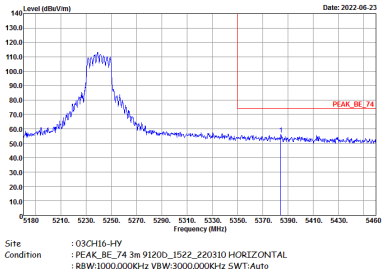	Left blank
Avg.	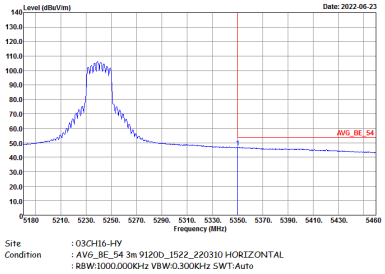	Left blank

WIFI	Band 1 5150~5250MHz Band Edge @ 3m	
ANT	802.11ax HE20 Full CH48 5240MHz - L	
6+7	Vertical	Fundamental
Peak	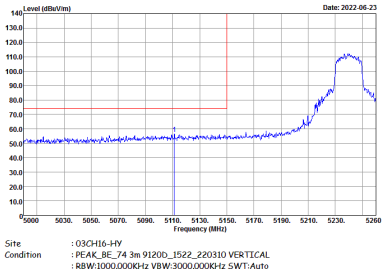	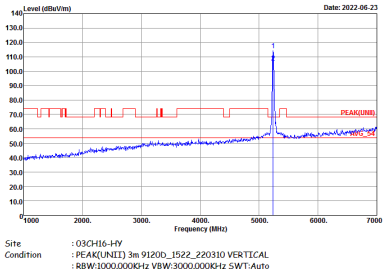
Avg.	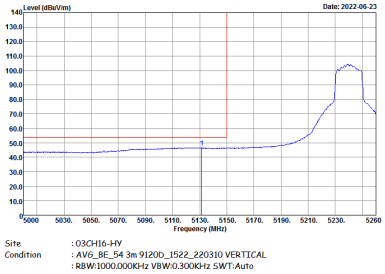	Left blank

WIFI	Band 1 5150~5250MHz Band Edge @ 3m	
ANT	802.11ax HE20 Full CH48 5240MHz - R	
6+7	Vertical	Fundamental
Peak	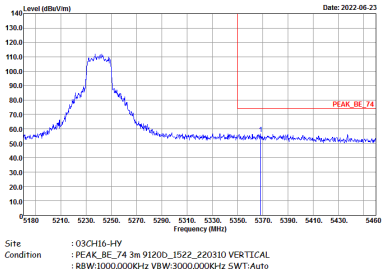	Left blank
Avg.	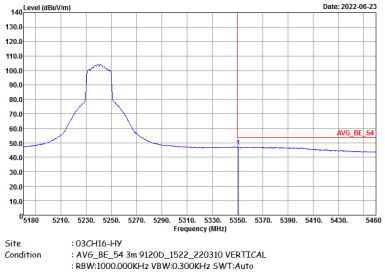	Left blank

Band 1 5150~5250MHz

WIFI 802.11ax HE20 Partial 106 (Band Edge @ 3m)

WIFI	Band 1 5150~5250MHz Band Edge @ 3m	
ANT	802.11ax HE20 Partial 106/53 CH36 5180MHz	
6+7	Horizontal	Fundamental
Peak	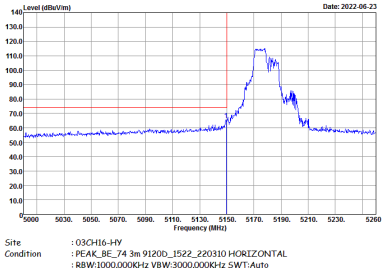	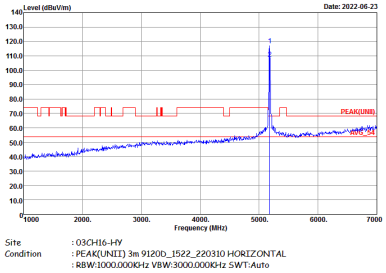
Avg.	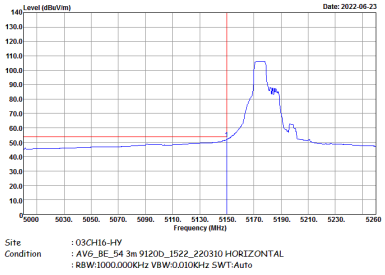	Left blank

WIFI	Band 1 5150~5250MHz Band Edge @ 3m	
ANT	802.11ax HE20 Partial 106/53 CH36 5180MHz	
6+7	Vertical	Fundamental
Peak	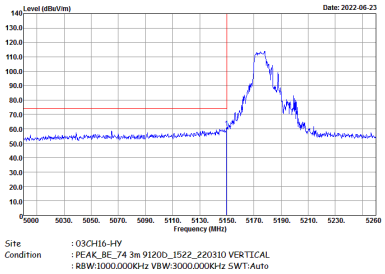	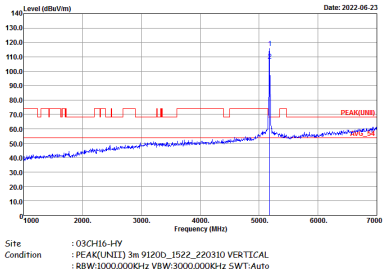
Avg.	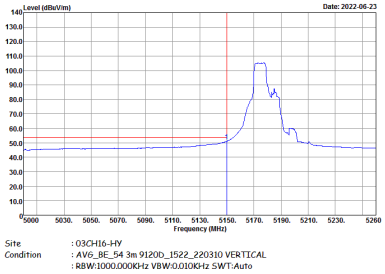	Left blank

Band 1 5150~5250MHz

WIFI 802.11ax HE40 Full (Band Edge @ 3m)

WIFI	Band 1 5150~5250MHz Band Edge @ 3m	
ANT	802.11ax HE40 Full CH38 5190MHz - L	
6+7	Horizontal	Fundamental
Peak	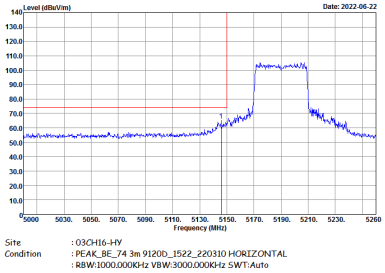	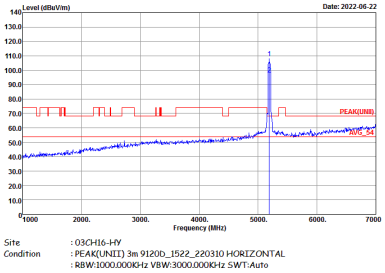
Avg.	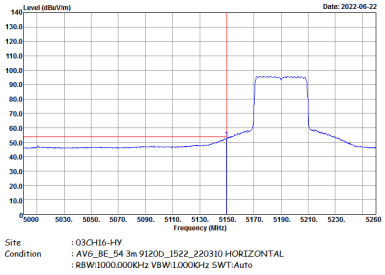	Left blank

WIFI	Band 1 5150~5250MHz Band Edge @ 3m	
ANT	802.11ax HE40 Full CH38 5190MHz - R	
6+7	Horizontal	Fundamental
Peak	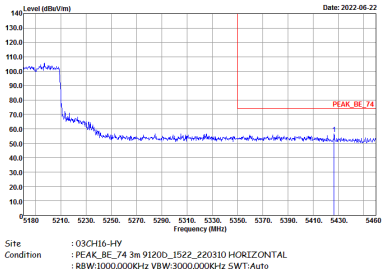	Left blank
Avg.	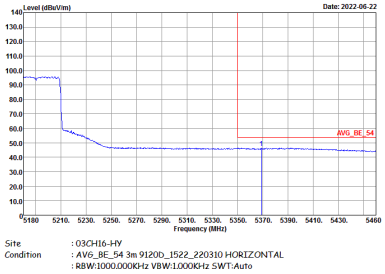	Left blank

WIFI	Band 1 5150~5250MHz Band Edge @ 3m	
ANT	802.11ax HE40 Full CH38 5190MHz - L	
6+7	Vertical	Fundamental
Peak	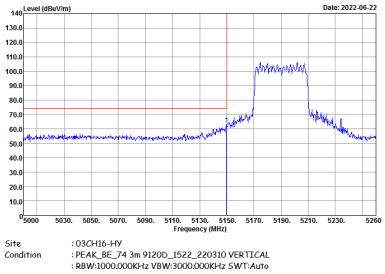	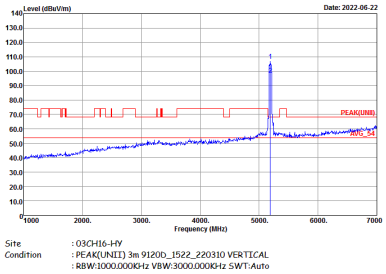
Avg.	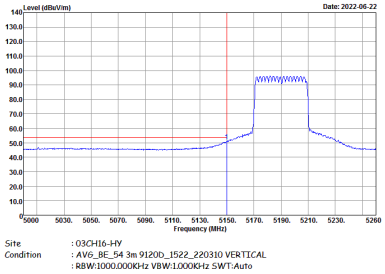	Left blank

WIFI	Band 1 5150~5250MHz Band Edge @ 3m	
ANT	802.11ax HE40 Full CH38 5190MHz - R	
6+7	Vertical	Fundamental
Peak	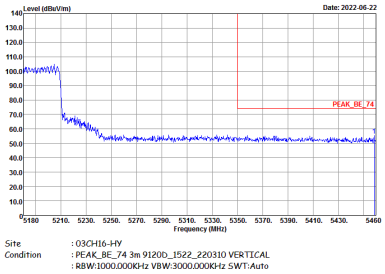	Left blank
Avg.	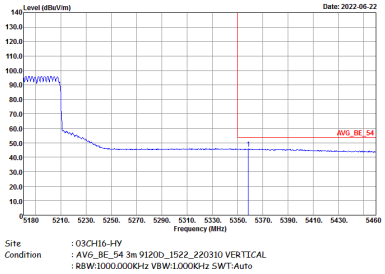	Left blank

WIFI	Band 1 5150~5250MHz Band Edge @ 3m	
ANT	802.11ax HE40 Full CH46 5230MHz - L	
6+7	Horizontal	Fundamental
Peak	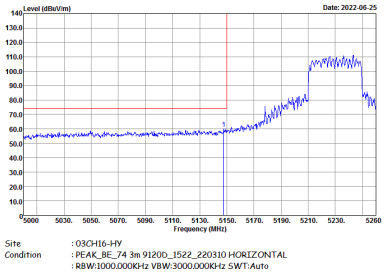	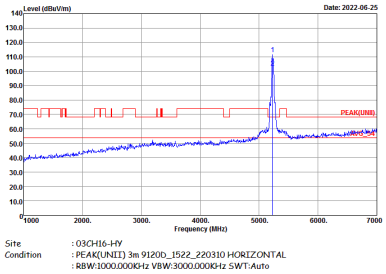
Avg.	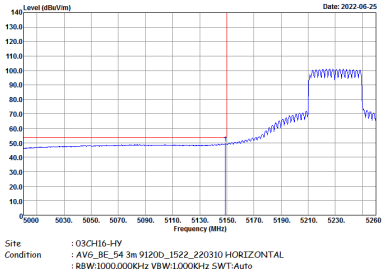	Left blank

WIFI	Band 1 5150~5250MHz Band Edge @ 3m	
ANT	802.11ax HE40 Full CH46 5230MHz - R	
6+7	Horizontal	Fundamental
Peak	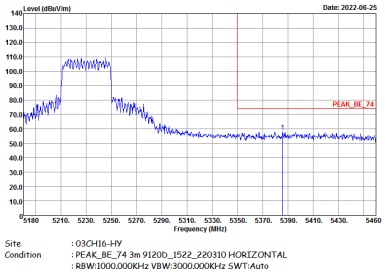	Left blank
Avg.	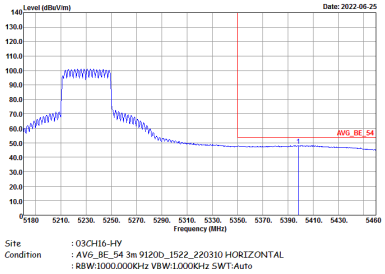	Left blank

WIFI	Band 1 5150~5250MHz Band Edge @ 3m	
ANT	802.11ax HE40 Full CH46 5230MHz - L	
6+7	Vertical	Fundamental
Peak	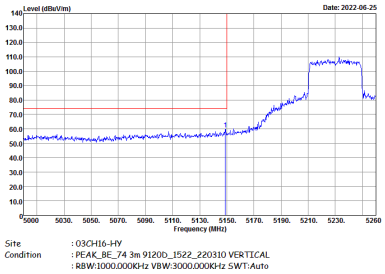	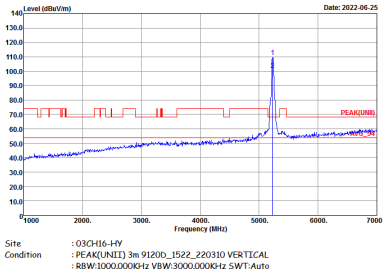
Avg.	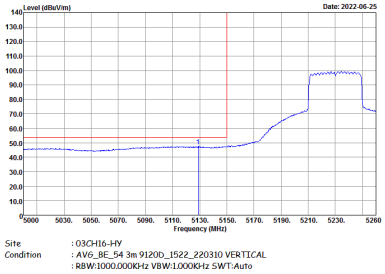	Left blank

WIFI	Band 1 5150~5250MHz Band Edge @ 3m	
ANT	802.11ax HE40 Full CH46 5230MHz - R	
6+7	Vertical	Fundamental
Peak	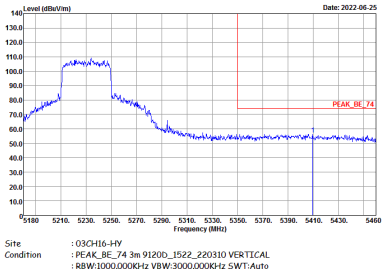	Left blank
Avg.	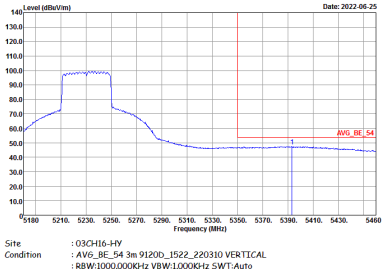	Left blank

Band 1 5150~5250MHz

WIFI 802.11ax HE80 Full (Band Edge @ 3m)

WIFI	Band 1 5150~5250MHz Band Edge @ 3m	
ANT	802.11ax HE80 Full CH42 5210MHz - L	
6+7	Horizontal	Fundamental
Peak	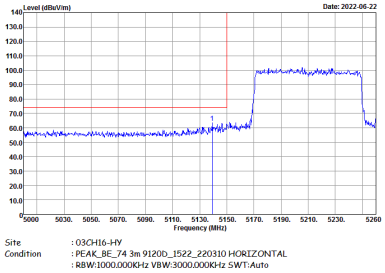	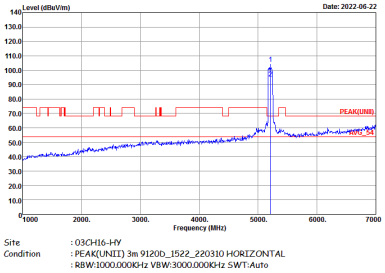
Avg.	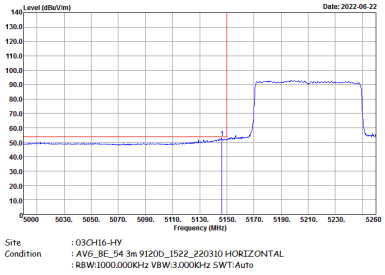	Left blank

WIFI	Band 1 5150~5250MHz Band Edge @ 3m	
ANT	802.11ax HE80 Full CH42 5210MHz - R	
6+7	Horizontal	Fundamental
Peak	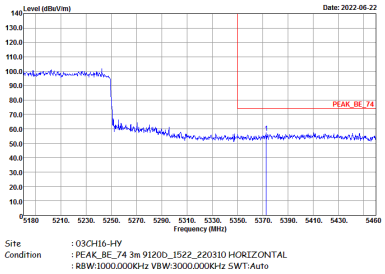	Left blank
Avg.	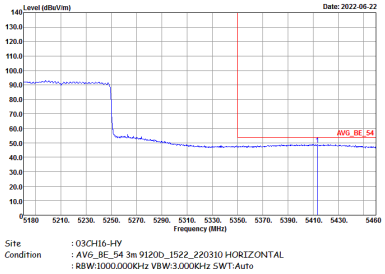	Left blank

WIFI	Band 1 5150~5250MHz Band Edge @ 3m	
ANT	802.11ax HE80 Full CH42 5210MHz - L	
6+7	Vertical	Fundamental
Peak	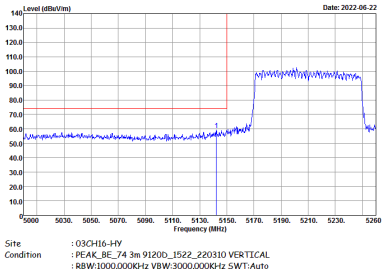	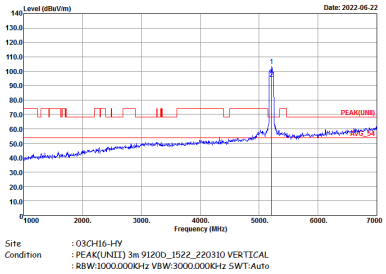
Avg.	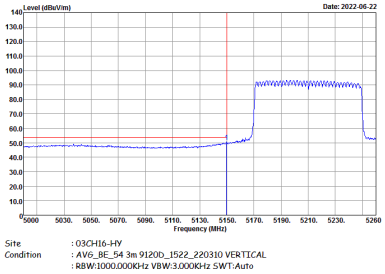	Left blank

WIFI	Band 1 5150~5250MHz Band Edge @ 3m	
ANT	802.11ax HE80 Full CH42 5210MHz - R	
6+7	Vertical	Fundamental
Peak	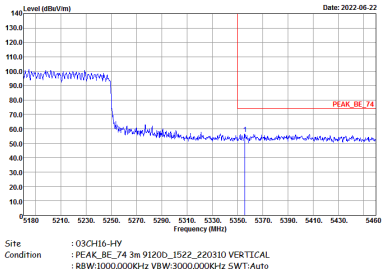	Left blank
Avg.	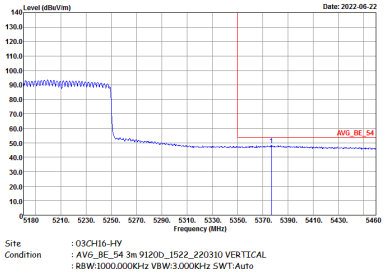	Left blank

Band 1 - 5150~5250MHz

WIFI 802.11a (Harmonic @ 3m)

WIFI	Band 1 5150~5250MHz Harmonic @ 3m	
ANT	802.11a CH36 5180MHz	
6+7	Horizontal	Vertical
Peak Avg.	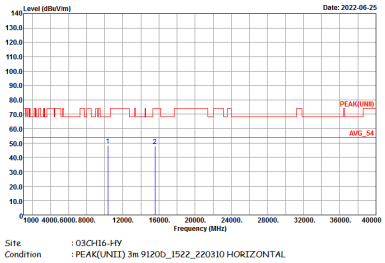	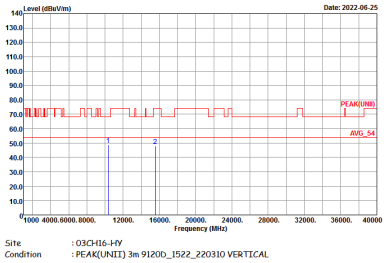

WIFI	Band 1 5150~5250MHz Harmonic @ 3m	
ANT	802.11a CH44 5220MHz	
6+7	Horizontal	Vertical
Peak Avg.	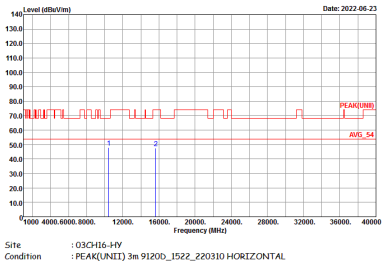	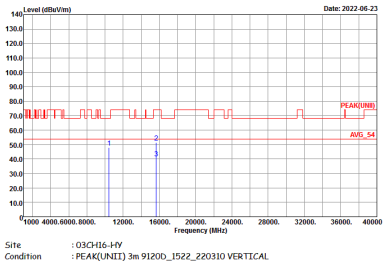

WIFI	Band 1 5150~5250MHz Harmonic @ 3m	
ANT	802.11a CH48 5240MHz	
6+7	Horizontal	Vertical
Peak Avg.	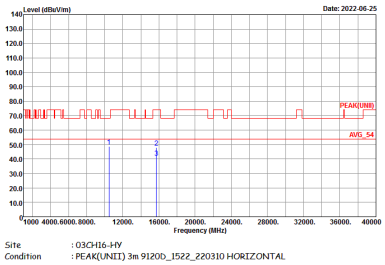	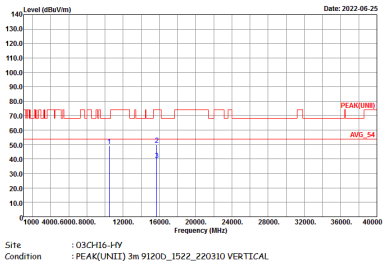

Band 1 5150~5250MHz

WIFI 802.11ax HE20 Full (Harmonic @ 3m)

WIFI	Band 1 5150~5250MHz Harmonic @ 3m	
ANT	802.11ax HE20 Full CH36 5180MHz	
6+7	Horizontal	Vertical
Peak Avg.	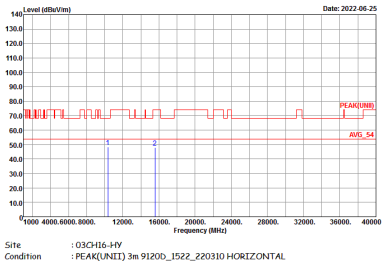	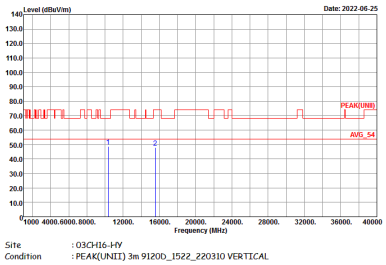

WIFI	Band 1 5150~5250MHz Harmonic @ 3m	
ANT	802.11ax HE20 Full CH44 5220MHz	
6+7	Horizontal	Vertical
Peak Avg.	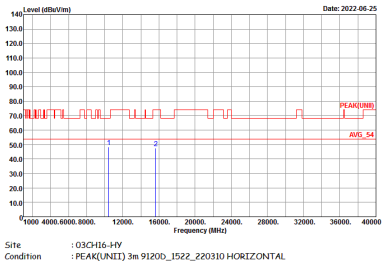	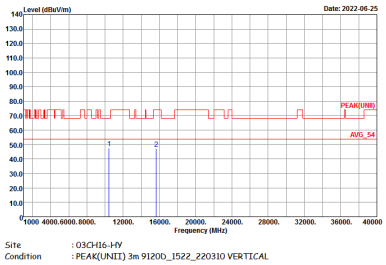

WIFI	Band 1 5150~5250MHz Harmonic @ 3m	
ANT	802.11ax HE20 Full CH48 5240MHz	
6+7	Horizontal	Vertical
Peak Avg.	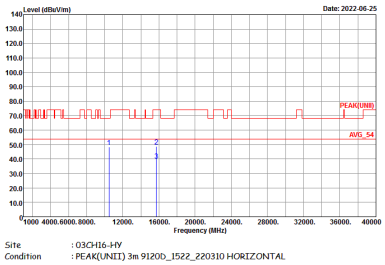	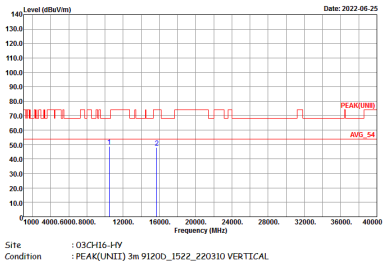

Band 1 5150~5250MHz

WIFI 802.11ax HE40 Full (Harmonic @ 3m)

WIFI	Band 1 5150~5250MHz Harmonic @ 3m	
ANT	802.11ax HE40 Full CH38 5190MHz	
6+7	Horizontal	Vertical
Peak Avg.	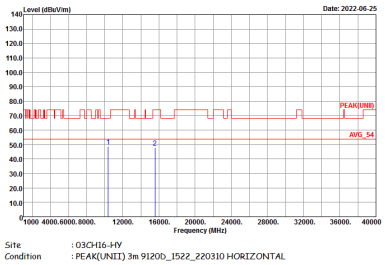	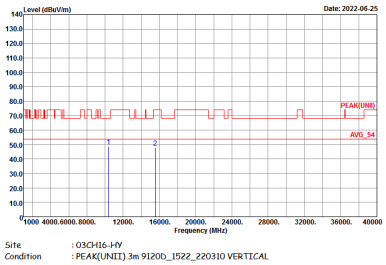

WIFI	Band 1 5150~5250MHz Harmonic @ 3m	
ANT	802.11ax HE40 Full CH46 5230MHz	
6+7	Horizontal	Vertical
Peak Avg.	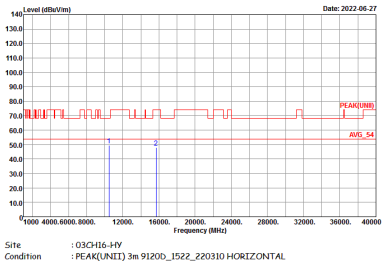	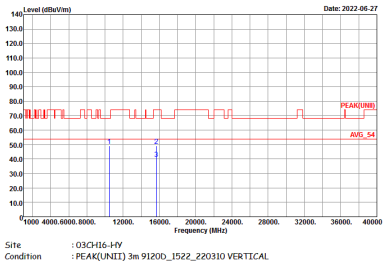

Band 1 5150~5250MHz

WIFI 802.11ax HE80 Full (Harmonic @ 3m)

WIFI	Band 1 5150~5250MHz Harmonic @ 3m	
ANT	802.11ax HE80 Full CH42 5210MHz	
6+7	Horizontal	Vertical
Peak Avg.	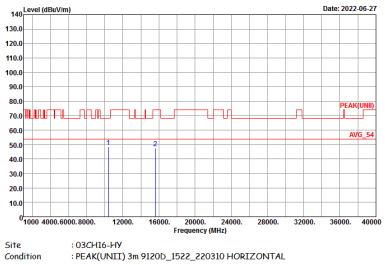	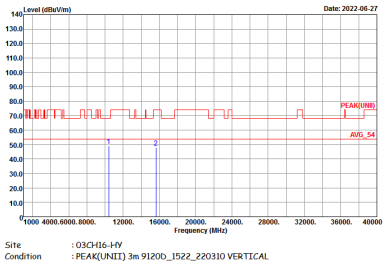

Band 2 - 5250~5350MHz

WIFI 802.11a (Band Edge @ 3m)

WIFI	Band 2 5250~5350MHz Band Edge @ 3m	
ANT	802.11a CH52 5260MHz - L	
6+7	Horizontal	Fundamental
Peak	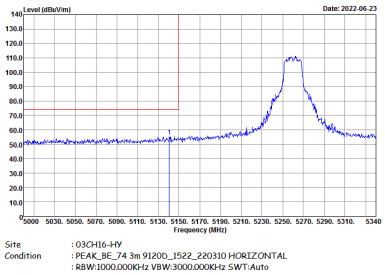	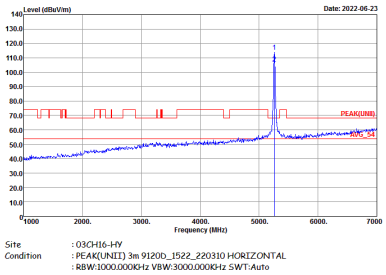
Avg.	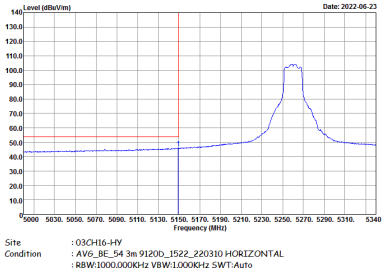	Left blank

WIFI	Band 2 5250~5350MHz Band Edge @ 3m	
ANT	802.11a CH52 5260MHz - R	
6+7	Horizontal	Fundamental
Peak	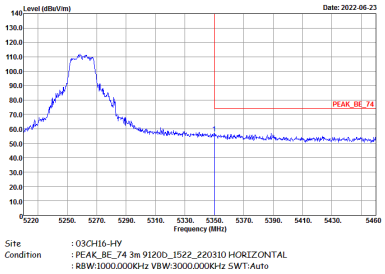	Left blank
Avg.	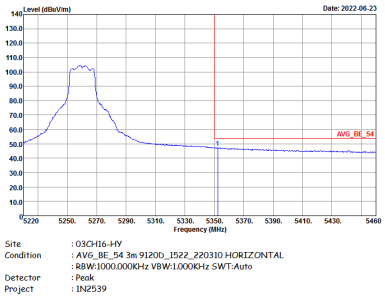	Left blank

WIFI	Band 2 5250~5350MHz Band Edge @ 3m	
ANT	802.11a CH52 5260MHz - L	
6+7	Vertical	Fundamental
Peak	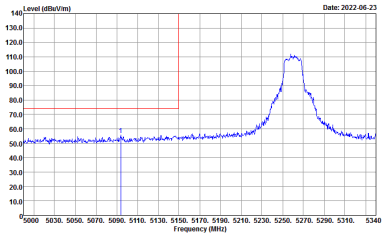	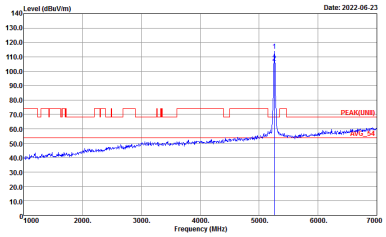
Avg.	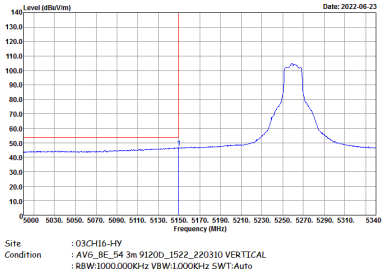	Left blank

WIFI	Band 2 5250~5350MHz Band Edge @ 3m	
ANT	802.11a CH52 5260MHz - R	
6+7	Vertical	Fundamental
Peak	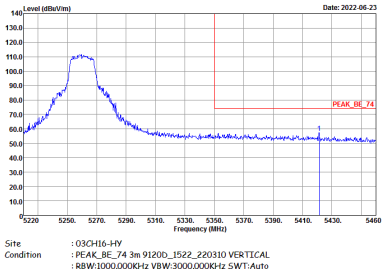	Left blank
Avg.	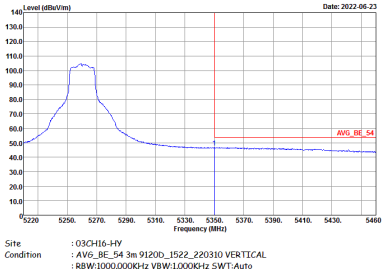	Left blank

WIFI	Band 2 5250~5350MHz Band Edge @ 3m	
ANT	802.11a CH60 5300MHz - L	
6+7	Horizontal	Fundamental
Peak	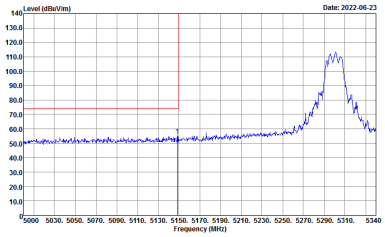	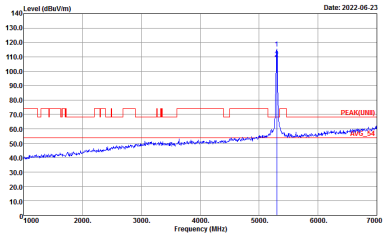
Avg.	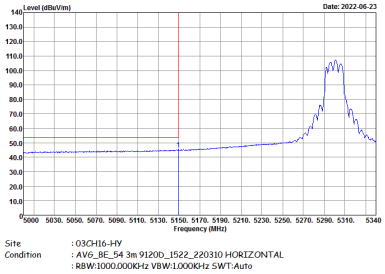	Left blank

WIFI	Band 2 5250~5350MHz Band Edge @ 3m	
ANT	802.11a CH60 5300MHz - R	
6+7	Horizontal	Fundamental
Peak	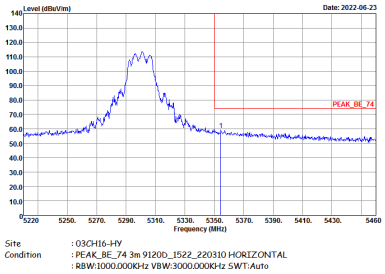	Left blank
Avg.	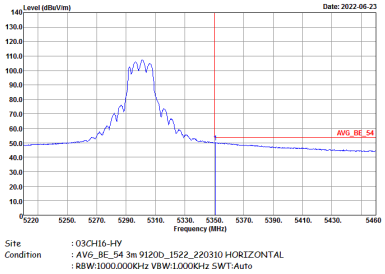	Left blank

WIFI	Band 2 5250~5350MHz Band Edge @ 3m	
ANT	802.11a CH60 5300MHz - L	
6+7	Vertical	Fundamental
Peak	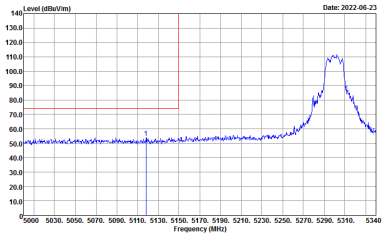	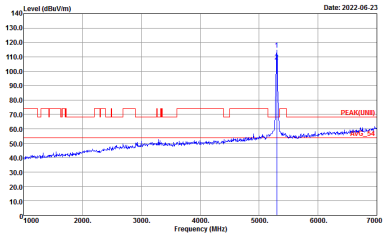
Avg.	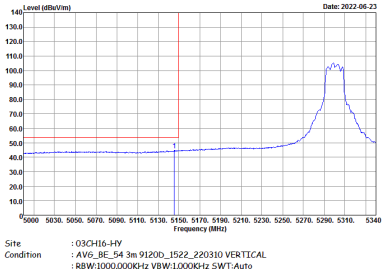	Left blank

WIFI	Band 2 5250~5350MHz Band Edge @ 3m	
ANT	802.11a CH60 5300MHz - R	
6+7	Vertical	Fundamental
Peak	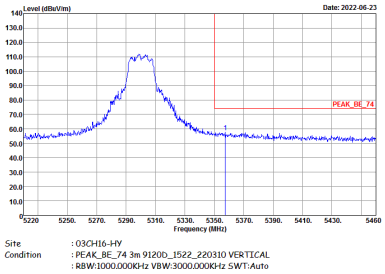	Left blank
Avg.	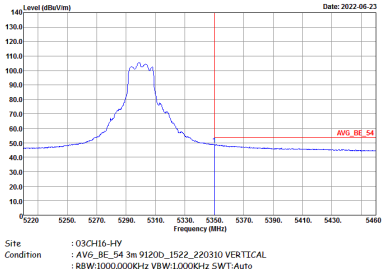	Left blank

WIFI	Band 2 5250~5350MHz Band Edge @ 3m	
ANT	802.11a CH64 5320MHz	
6+7	Horizontal	Fundamental
Peak	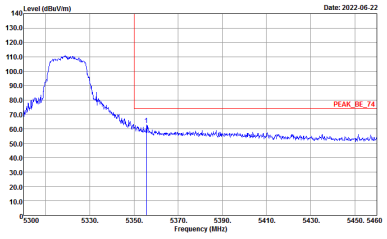	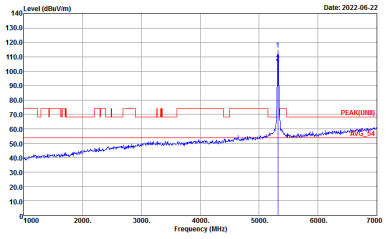
Avg.	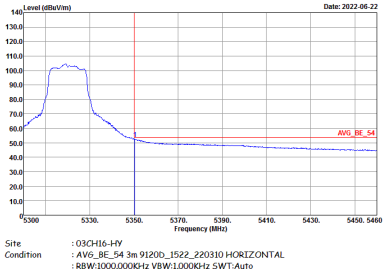	Left blank

WIFI	Band 2 5250~5350MHz Band Edge @ 3m	
ANT	802.11a CH64 5320MHz	
6+7	Vertical	Fundamental
Peak	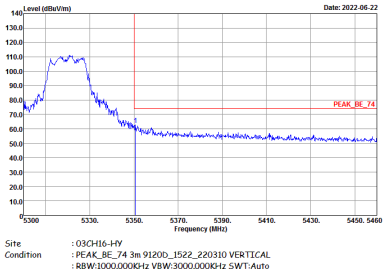	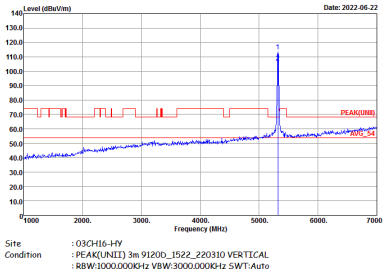
Avg.	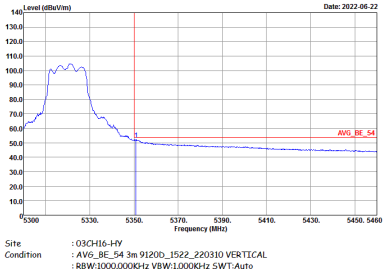	Left blank

Band 2 5250~5350MHz

WIFI 802.11ax HE20 Full (Band Edge @ 3m)

WIFI	Band 2 5250~5350MHz Band Edge @ 3m	
ANT	802.11ax HE20 Full CH52 5260MHz - L	
6+7	Horizontal	Fundamental
Peak	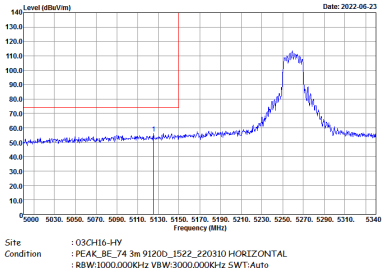	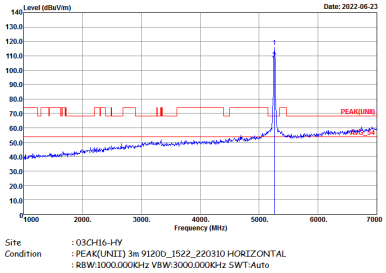
Avg.	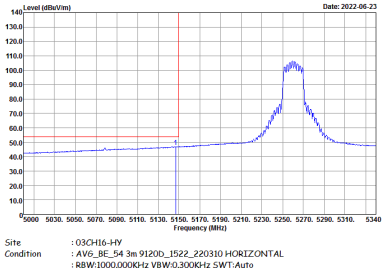	Left blank

WIFI	Band 2 5250~5350MHz Band Edge @ 3m	
ANT	802.11ax HE20 Full CH52 5260MHz - R	
6+7	Horizontal	Fundamental
Peak	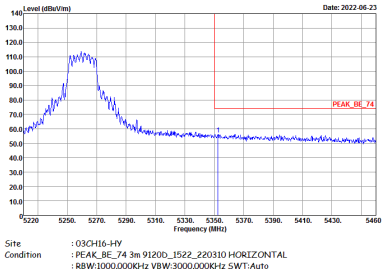	Left blank
Avg.	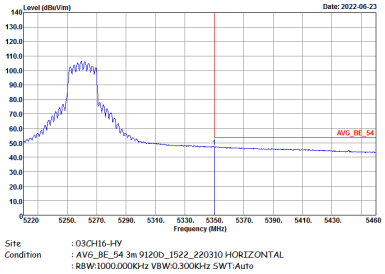	Left blank

WIFI	Band 2 5250~5350MHz Band Edge @ 3m	
ANT	802.11ax HE20 Full CH52 5260MHz - L	
6+7	Vertical	Fundamental
Peak	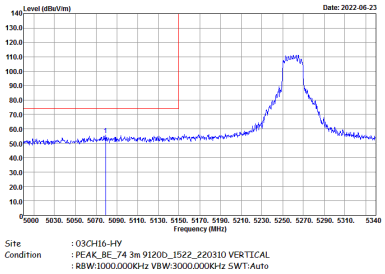	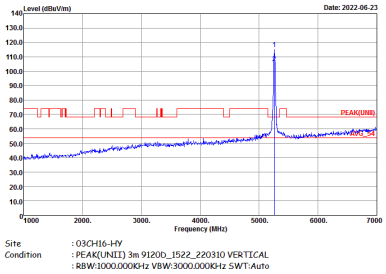
Avg.	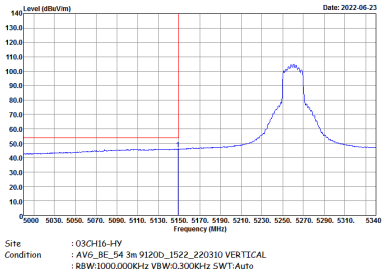	Left blank

WIFI	Band 2 5250~5350MHz Band Edge @ 3m	
ANT	802.11ax HE20 Full CH52 5260MHz - R	
6+7	Vertical	Fundamental
Peak	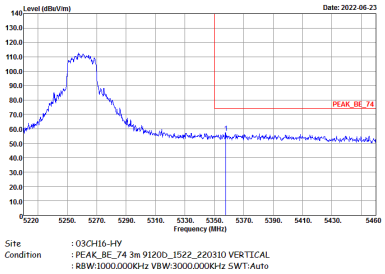	Left blank
Avg.	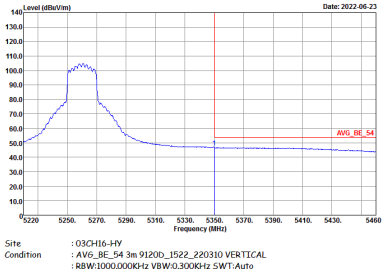	Left blank

WIFI	Band 2 5250~5350MHz Band Edge @ 3m	
ANT	802.11ax HE20 Full CH60 5300MHz - L	
6+7	Horizontal	Fundamental
Peak	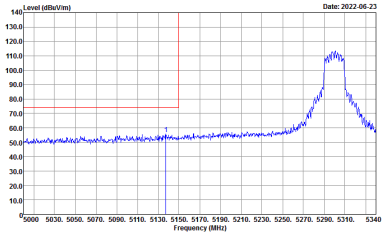 Site : 03CH16-HY Condition : PEAK_BE_74 3m 9120D_1522_220310 HORIZONTAL : RBW:1000.000KHz VBW:3000.000KHz SWT:Auto	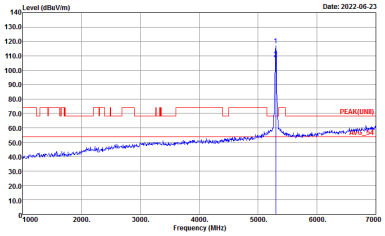 Site : 03CH16-HY Condition : PEAK(UNII) 3m 9120D_1522_220310 HORIZONTAL : RBW:1000.000KHz VBW:3000.000KHz SWT:Auto
Avg.	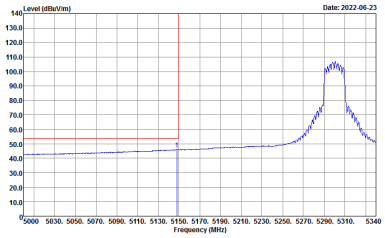 Site : 03CH16-HY Condition : AVG_BE_54 3m 9120D_1522_220310 HORIZONTAL : RBW:1000.000KHz VBW:0.300KHz SWT:Auto	Left blank

WIFI	Band 2 5250~5350MHz Band Edge @ 3m	
ANT	802.11ax HE20 Full CH60 5300MHz - R	
6+7	Horizontal	Fundamental
Peak	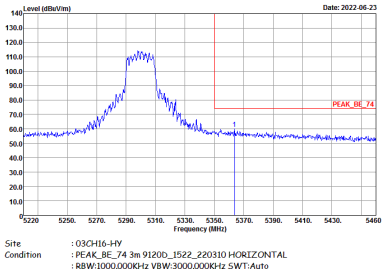	Left blank
Avg.	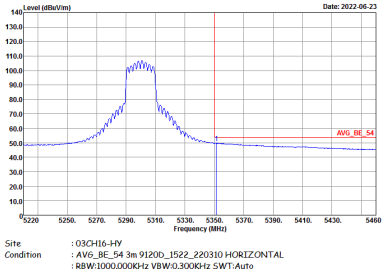	Left blank

WIFI	Band 2 5250~5350MHz Band Edge @ 3m	
ANT	802.11ax HE20 Full CH60 5300MHz - L	
6+7	Vertical	Fundamental
Peak	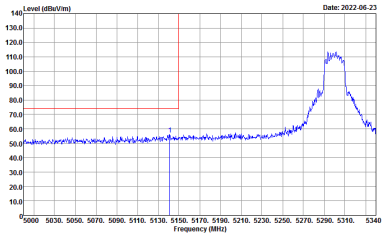	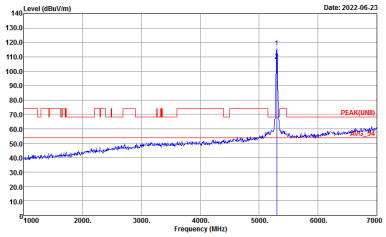
Avg.	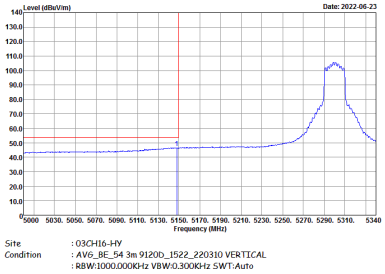	Left blank

WIFI	Band 2 5250~5350MHz Band Edge @ 3m	
ANT	802.11ax HE20 Full CH60 5300MHz - R	
6+7	Vertical	Fundamental
Peak	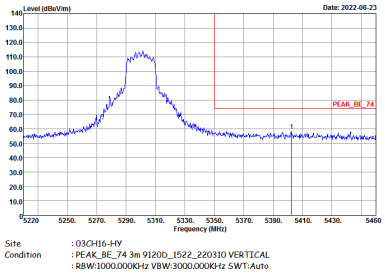	Left blank
Avg.	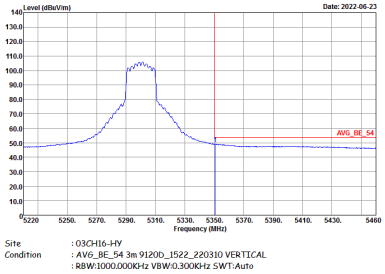	Left blank

WIFI	Band 2 5250~5350MHz Band Edge @ 3m	
ANT	802.11ax HE20 Full CH64 5320MHz	
6+7	Horizontal	Fundamental
Peak	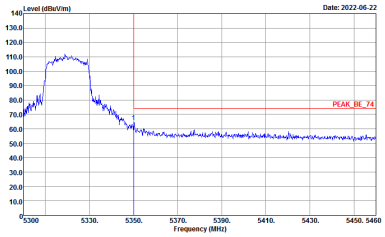	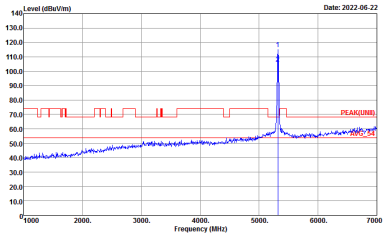
Avg.	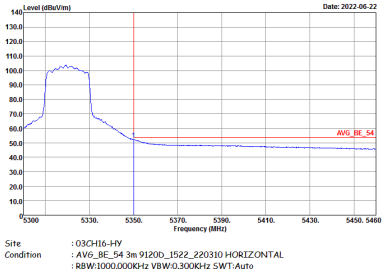	Left blank

WIFI	Band 2 5250~5350MHz Band Edge @ 3m	
ANT	802.11ax HE20 Full CH64 5320MHz	
6+7	Vertical	Fundamental
Peak	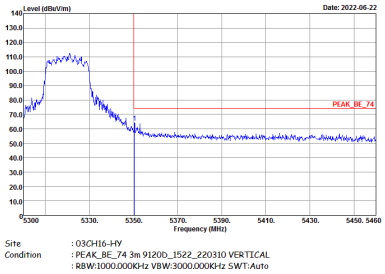	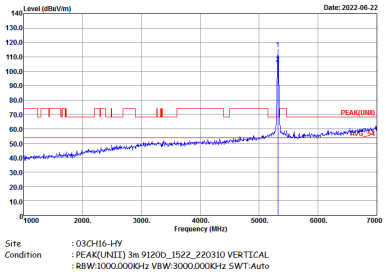
Avg.	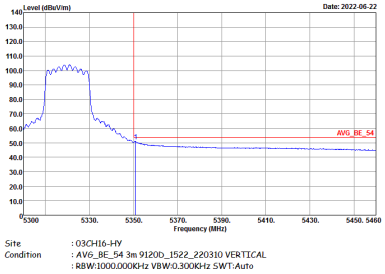	Left blank

Band 2 - 5250~5350MHz

WIFI 802.11ax HE20 Partial 106 (Band Edge @ 3m)

WIFI	Band 2 5250~5350MHz Band Edge @ 3m	
ANT	802.11ax HE20 Partial 106/54 CH64 5320MHz	
6+7	Horizontal	Fundamental
Peak	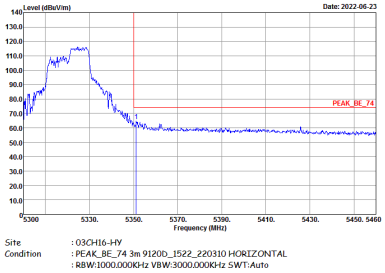	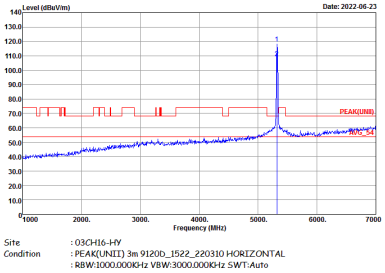
Avg.	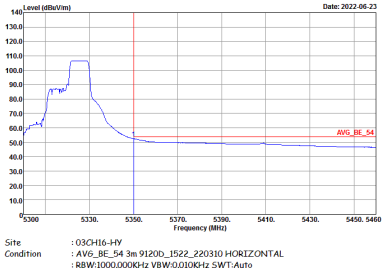	Left blank

WIFI	Band 2 5250~5350MHz Band Edge @ 3m	
ANT	802.11ax HE20 Partial 106/54 CH64 5320MHz	
6+7	Vertical	Fundamental
Peak	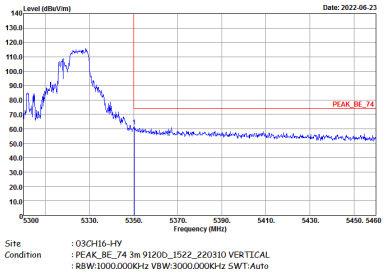	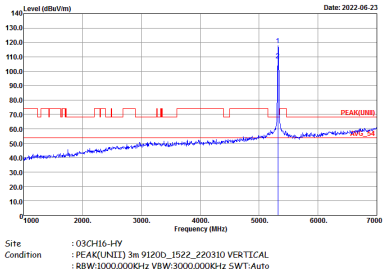
Avg.	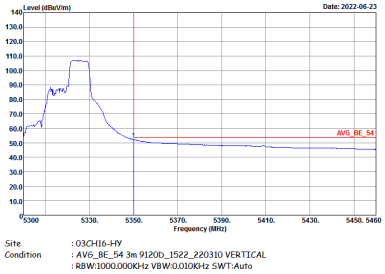	Left blank

Band 2 5250~5350MHz

WIFI 802.11ax HE40 Full (Band Edge @ 3m)

WIFI	Band 2 5250~5350MHz Band Edge @ 3m	
ANT	802.11ax HE40 Full CH54 5270MHz - L	
6+7	Horizontal	Fundamental
Peak	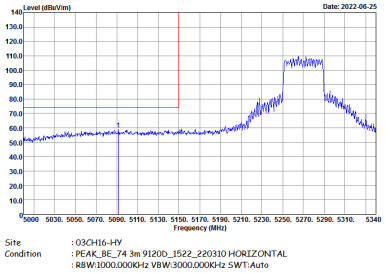	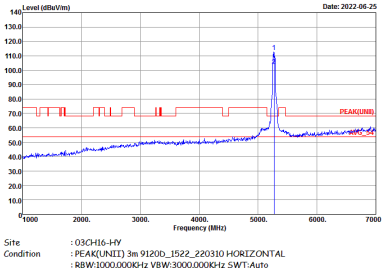
Avg.	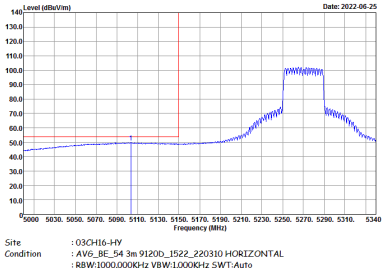	Left blank

WIFI	Band 2 5250~5350MHz Band Edge @ 3m	
ANT	802.11ax HE40 Full CH54 5270 MHz - R	
6+7	Horizontal	Fundamental
Peak	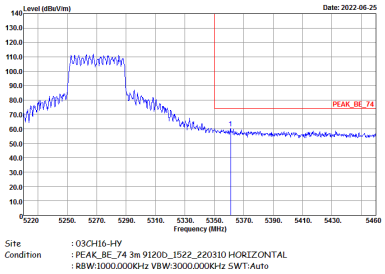	Left blank
Avg.	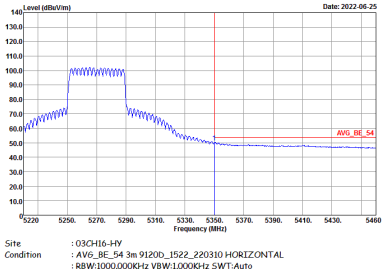	Left blank

WIFI	Band 2 5250~5350MHz Band Edge @ 3m	
ANT	802.11ax HE40 Full CH54 5270 MHz - L	
6+7	Vertical	Fundamental
Peak	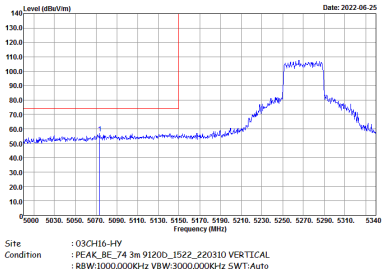	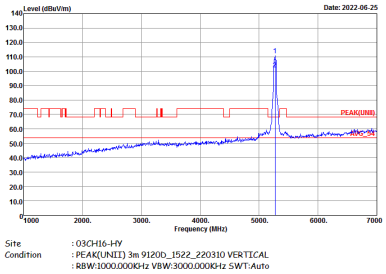
Avg.	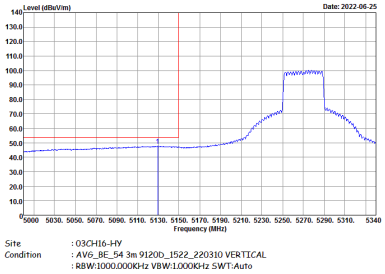	Left blank

WIFI	Band 2 5250~5350MHz Band Edge @ 3m	
ANT	802.11ax HE40 Full CH54 5270 MHz - R	
6+7	Vertical	Fundamental
Peak	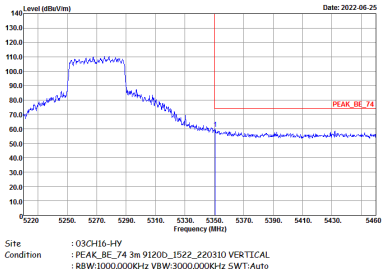	Left blank
Avg.	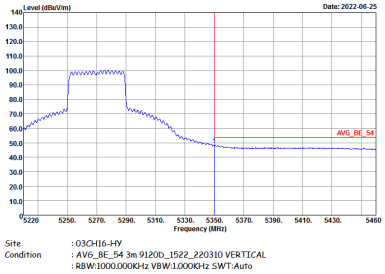	Left blank

WIFI	Band 2 5250~5350MHz Band Edge @ 3m	
ANT	802.11ax HE40 Full CH62 5310 MHz - L	
6+7	Horizontal	Fundamental
Peak	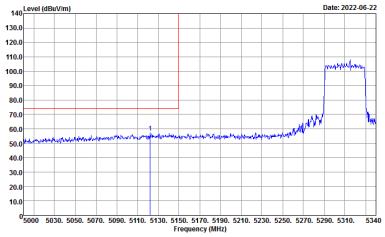	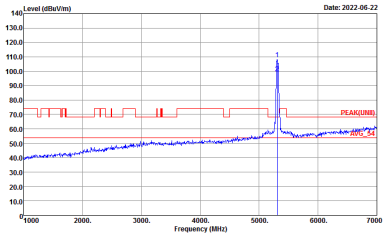
Avg.	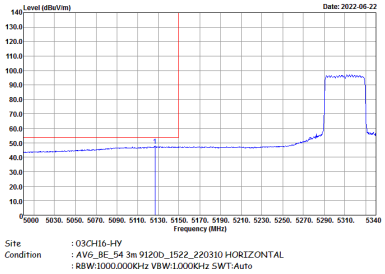	Left blank

WIFI	Band 2 5250~5350MHz Band Edge @ 3m	
ANT	802.11ax HE40 Full CH62 5310 MHz - R	
6+7	Horizontal	Fundamental
Peak	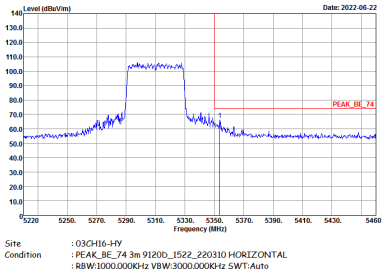	Left blank
Avg.	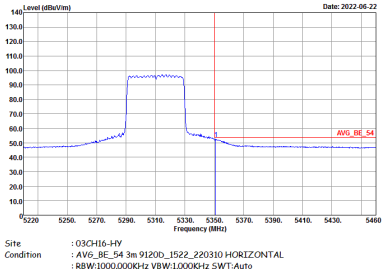	Left blank

WIFI	Band 2 5250~5350MHz Band Edge @ 3m	
ANT	802.11ax HE40 Full CH62 5310 MHz - L	
6+7	Vertical	Fundamental
Peak	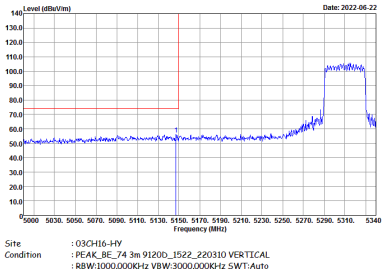	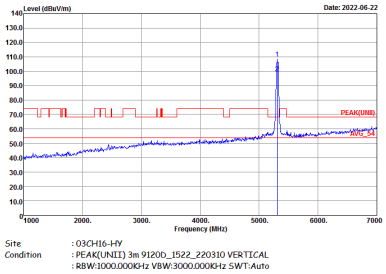
Avg.	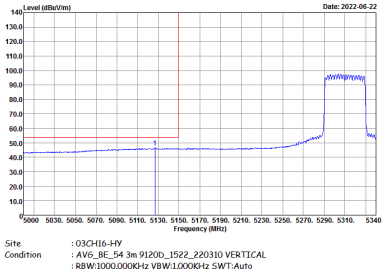	Left blank

WIFI	Band 2 5250~5350MHz Band Edge @ 3m	
ANT	802.11ax HE40 Full CH62 5310 MHz - R	
6+7	Vertical	Fundamental
Peak	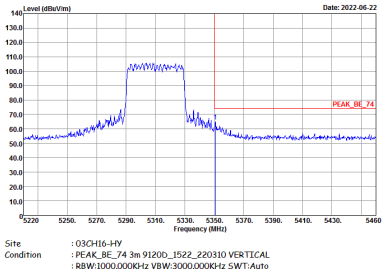	Left blank
Avg.	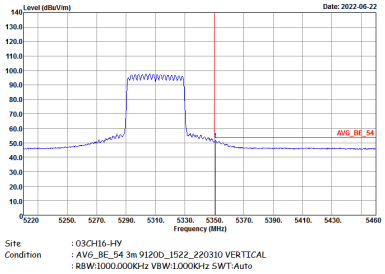	Left blank

Band 2 5250~5350MHz

WIFI 802.11ax HE80 Full (Band Edge @ 3m)

WIFI	Band 2 5250~5350MHz Band Edge @ 3m	
ANT	802.11ax HE80 Full CH58 5290MHz - L	
6+7	Horizontal	Fundamental
Peak	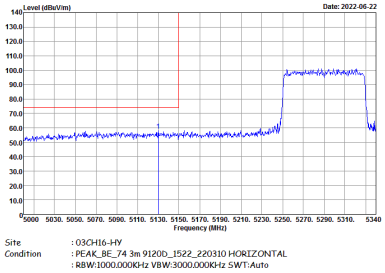	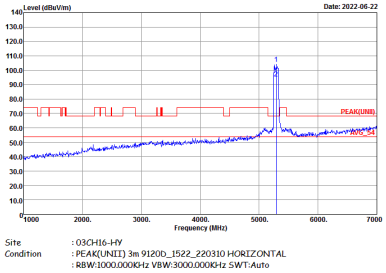
Avg.	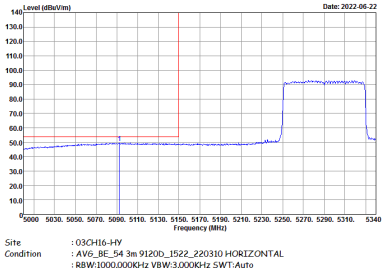	Left blank

WIFI	Band 2 5250~5350MHz Band Edge @ 3m	
ANT	802.11ax HE80 Full CH58 5290MHz - R	
6+7	Horizontal	Fundamental
Peak	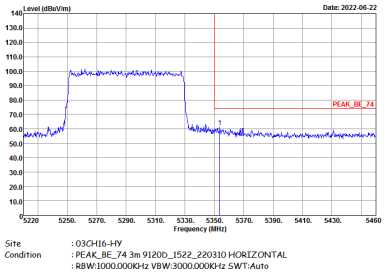	Left blank
Avg.	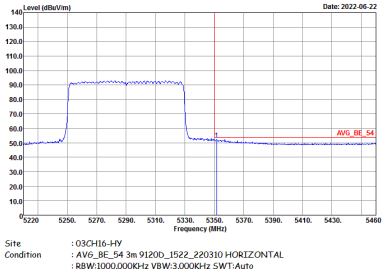	Left blank

WIFI	Band 2 5250~5350MHz Band Edge @ 3m	
ANT	802.11ax HE80 Full CH58 5290MHz - L	
6+7	Vertical	Fundamental
Peak	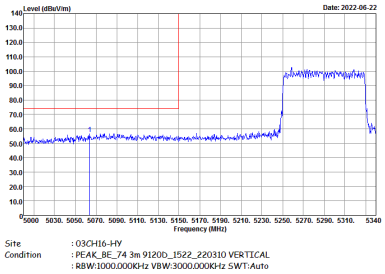	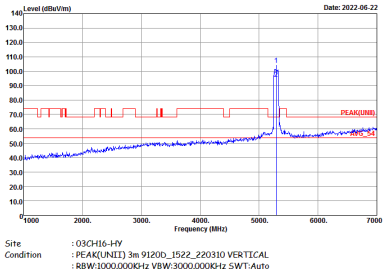
Avg.	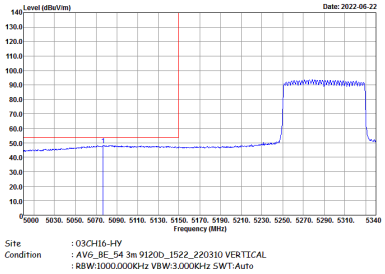	Left blank

WIFI	Band 2 5250~5350MHz Band Edge @ 3m	
ANT	802.11ax HE80 Full CH58 5290MHz - R	
6+7	Vertical	Fundamental
Peak	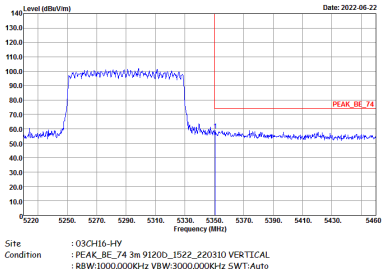	Left blank
Avg.	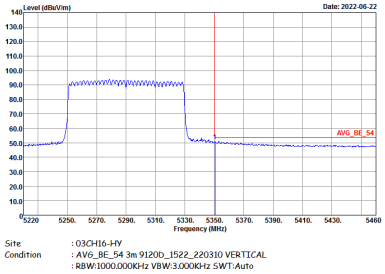	Left blank

Band 2 - 5250~5350MHz

WIFI 802.11a (Harmonic @ 3m)

WIFI	Band 2 5250~5350MHz Harmonic @ 3m	
ANT	802.11a CH52 5260MHz	
6+7	Horizontal	Vertical
Peak Avg.	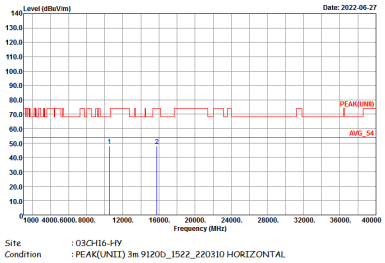	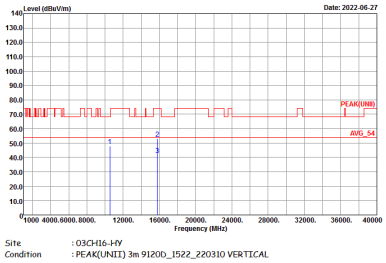

WIFI	Band 2 5250~5350MHz Harmonic @ 3m	
ANT	802.11a CH60 5300MHz	
6+7	Horizontal	Vertical
Peak Avg.	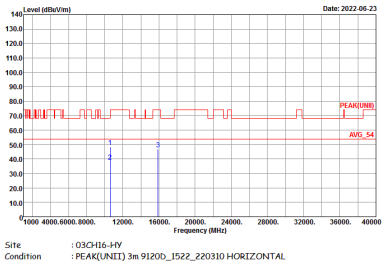	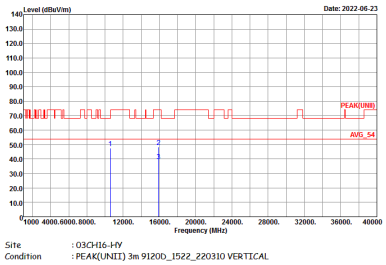

WIFI	Band 2 5250~5350MHz Harmonic @ 3m	
ANT	802.11a CH64 5320MHz	
6+7	Horizontal	Vertical
Peak Avg.	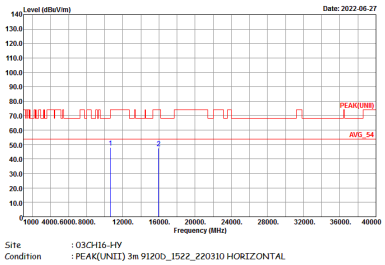	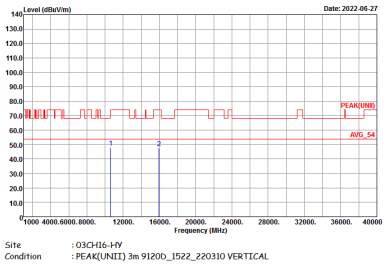

Band 2 5250~5350MHz

WIFI 802.11ax HE20 Full (Harmonic @ 3m)

WIFI	Band 2 5250~5350MHz Harmonic @ 3m	
ANT	802.11ax HE20 Full CH52 5260MHz	
6+7	Horizontal	Vertical
Peak Avg.	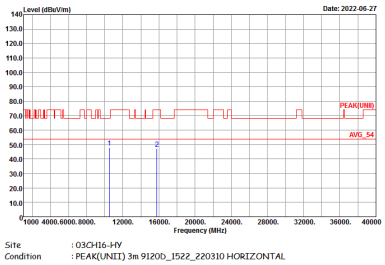	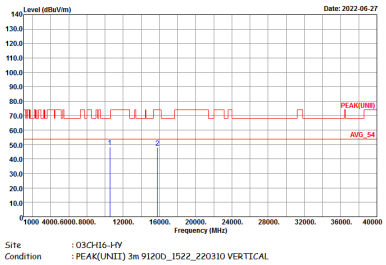

WIFI	Band 2 5250~5350MHz Harmonic @ 3m	
ANT	802.11ax HE20 Full CH60 5300MHz	
6+7	Horizontal	Vertical
Peak Avg.	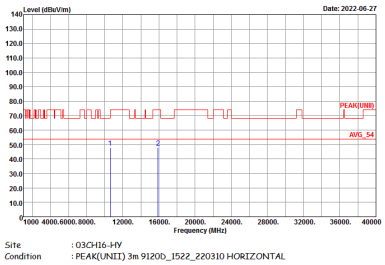	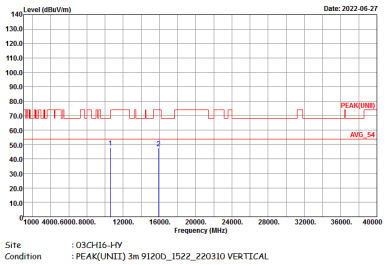

WIFI	Band 2 5250~5350MHz Harmonic @ 3m	
ANT	802.11ax HE20 Full CH64 5320MHz	
6+7	Horizontal	Vertical
Peak Avg.	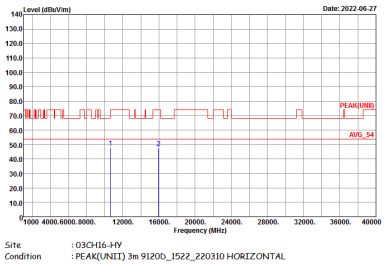	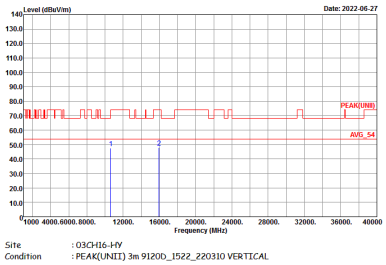

Band 2 - 5250~5350MHz

WIFI 802.11ax HE40 Full (Harmonic @ 3m)

WIFI	Band 2 5250~5350MHz Harmonic @ 3m	
ANT	802.11ax HE40 Full CH54 5270 MHz	
6+7	Horizontal	Vertical
Peak Avg.	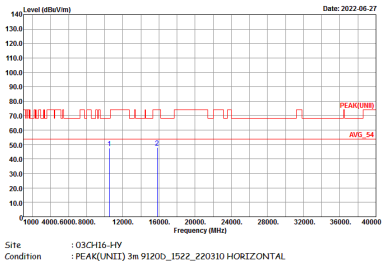	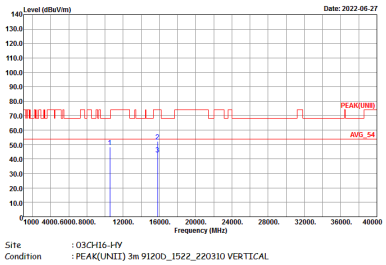

WIFI	Band 2 5250~5350MHz Harmonic @ 3m	
ANT	802.11ax HE40 Full CH62 5310 MHz	
6+7	Horizontal	Vertical
Peak Avg.	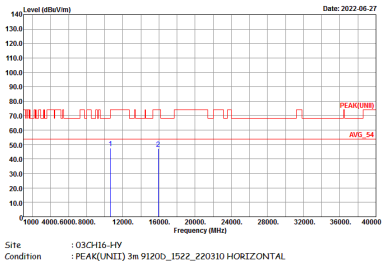	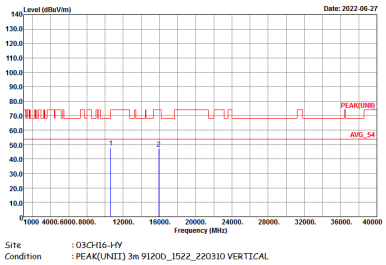

Band 2 5250~5350MHz

WIFI 802.11ax HE80 Full (Harmonic @ 3m)

WIFI	Band 2 5250~5350MHz Harmonic @ 3m	
ANT	802.11ax HE80 Full CH58 5290MHz	
6+7	Horizontal	Vertical
Peak Avg.	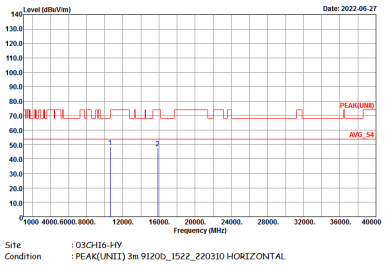	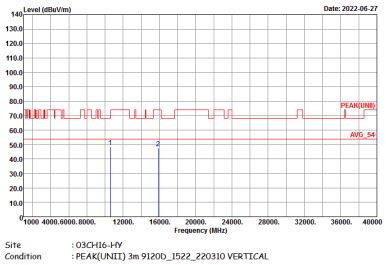

Band 3 - 5470~5725MHz

WIFI 802.11a (Band Edge @ 3m)

WIFI	Band 3 5470~5725MHz Band Edge @ 3m	
ANT	802.11a CH100 5500MHz	
6+7	Horizontal	Fundamental
Peak	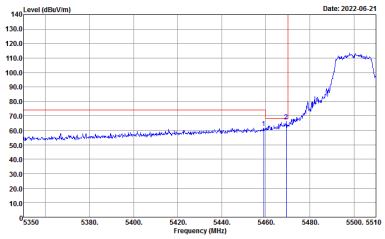	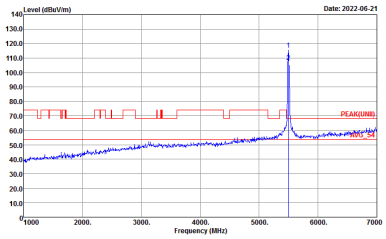
Avg.	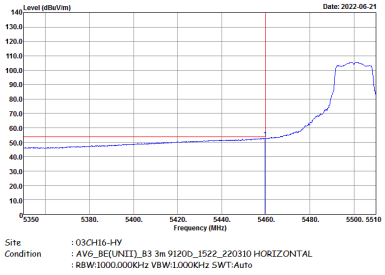	Left blank

WIFI	Band 3 5470~5725MHz Band Edge @ 3m	
ANT	802.11a CH100 5500MHz	
6+7	Vertical	Fundamental
Peak	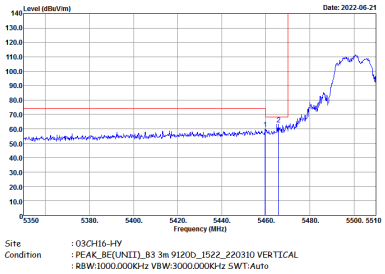	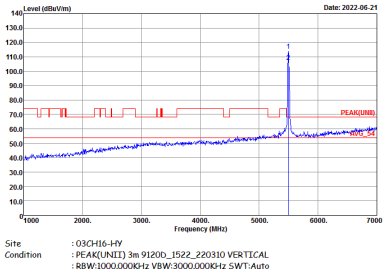
Avg.	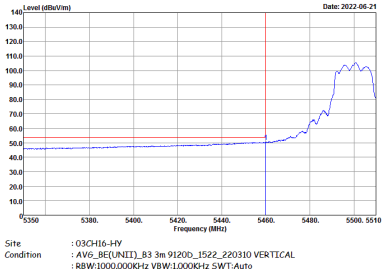	Left blank

WIFI	Band 3 5470~5725MHz Band Edge @ 3m	
ANT	802.11a CH116 5580MHz - L	
6+7	Horizontal	Fundamental
Peak	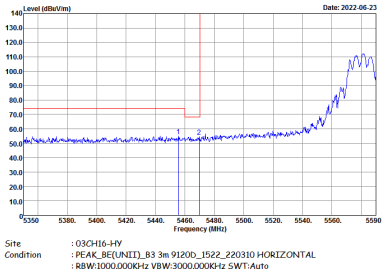	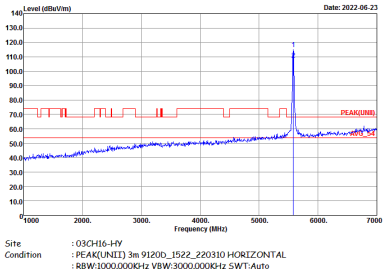
Avg.	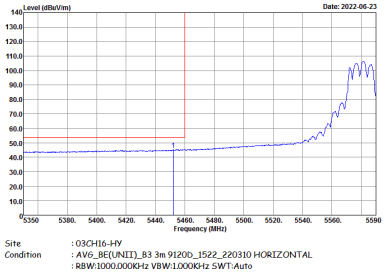	Left blank

WIFI	Band 3 5470~5725MHz Band Edge @ 3m	
ANT	802.11a CH116 5580MHz - R	
6+7	Horizontal	Fundamental
Peak	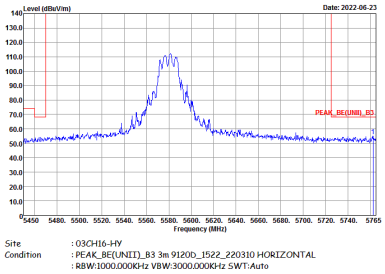	Left blank

WIFI	Band 3 5470~5725MHz Band Edge @ 3m	
ANT	802.11a CH116 5580MHz - L	
6+7	Vertical	Fundamental
Peak	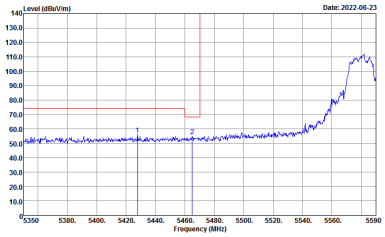	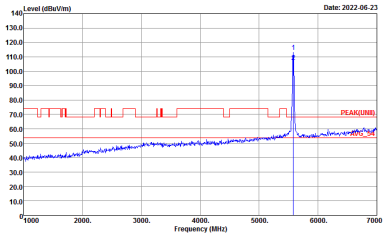
Avg.	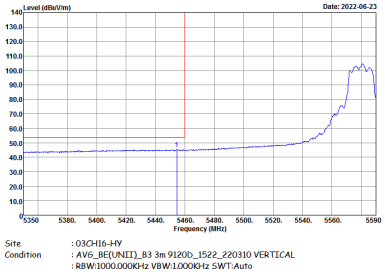	Left blank

WIFI	Band 3 5470~5725MHz Band Edge @ 3m	
ANT	802.11a CH116 5580MHz - R	
6+7	Vertical	Fundamental
Peak	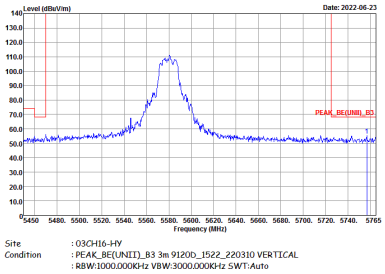	Left blank

WIFI	Band 3 5470~5725MHz Band Edge @ 3m	
ANT	802.11a CH140 5700MHz	
6+7	Horizontal	Fundamental
Peak	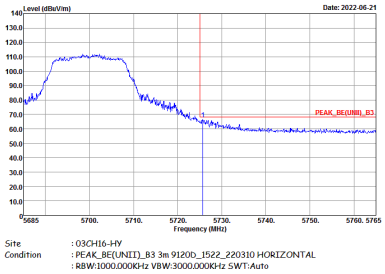	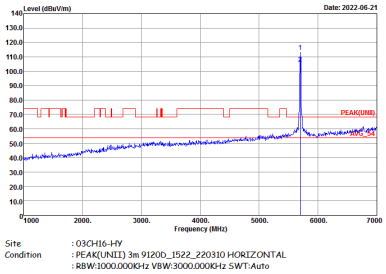

WIFI	Band 3 5470~5725MHz Band Edge @ 3m	
ANT	802.11a CH140 5700MHz	
6+7	Vertical	Fundamental
Peak	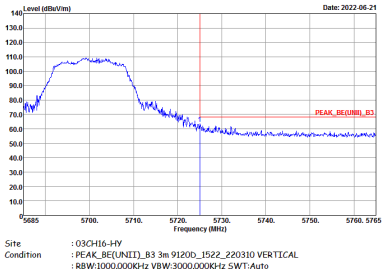	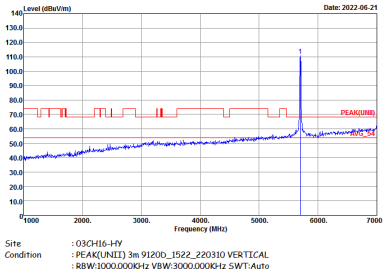

Band 3 5470~5725MHz

WIFI 802.11ax HE20 Full (Band Edge @ 3m)

WIFI	Band 3 5470~5725MHz Band Edge @ 3m	
ANT	802.11ax HE20 Full CH100 5500MHz	
6+7	Horizontal	Fundamental
Peak	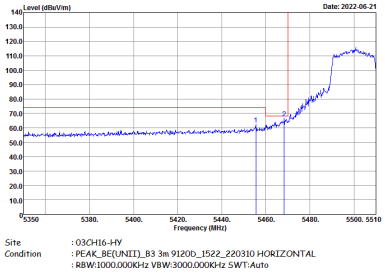	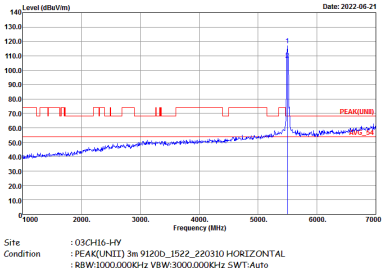
Avg.	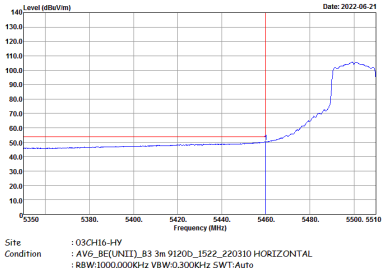	Left blank

WIFI	Band 3 5470~5725MHz Band Edge @ 3m	
ANT	802.11ax HE20 Full CH100 5500MHz	
6+7	Vertical	Fundamental
Peak	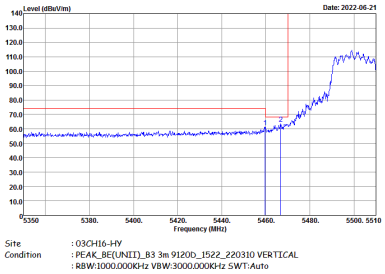	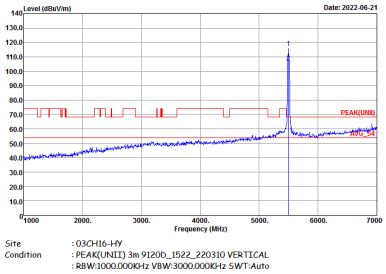
Avg.	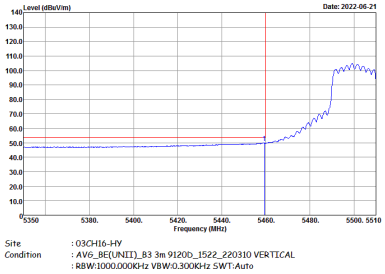	Left blank

WIFI	Band 3 5470~5725MHz Band Edge @ 3m	
ANT	802.11ax HE20 Full CH116 5580MHz - L	
6+7	Horizontal	Fundamental
Peak	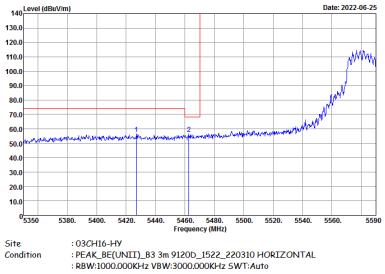	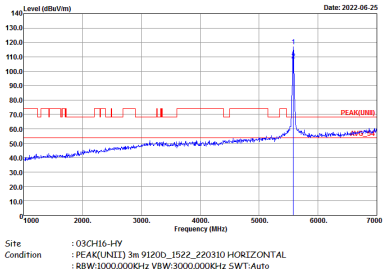
Avg.	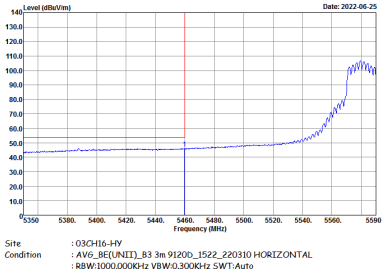	Left blank

WIFI	Band 3 5470~5725MHz Band Edge @ 3m	
ANT	802.11ax HE20 Full CH116 5580MHz - R	
6+7	Horizontal	Fundamental
Peak	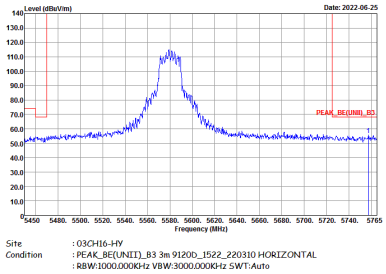	Left blank

WIFI	Band 3 5470~5725MHz Band Edge @ 3m	
ANT	802.11ax HE20 Full CH116 5580MHz - L	
6+7	Vertical	Fundamental
Peak	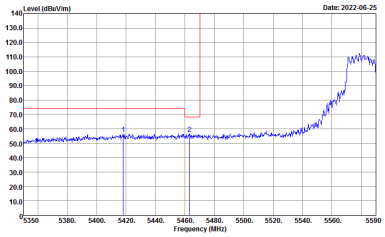	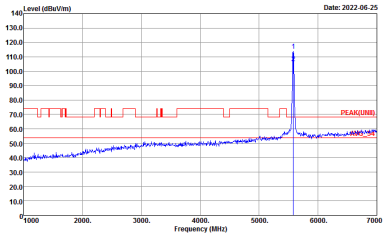
Avg.	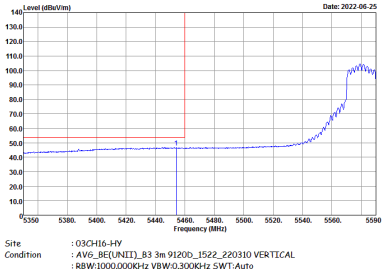	Left blank

WIFI	Band 3 5470~5725MHz Band Edge @ 3m	
ANT	802.11ax HE20 Full CH116 5580MHz - R	
6+7	Vertical	Fundamental
Peak	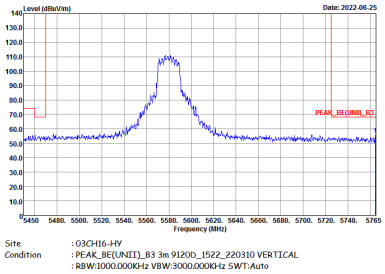	Left blank

WIFI	Band 3 5470~5725MHz Band Edge @ 3m	
ANT	802.11ax HE20 Full CH140 5700MHz	
6+7	Horizontal	Fundamental
Peak	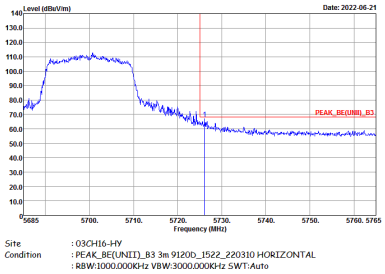	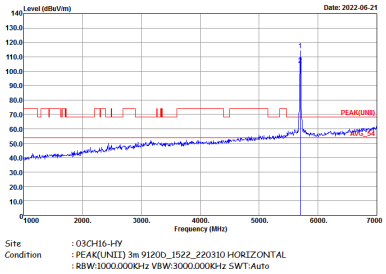

WIFI	Band 3 5470~5725MHz Band Edge @ 3m	
ANT	802.11ax HE20 Full CH140 5700MHz	
6+7	Vertical	Fundamental
Peak	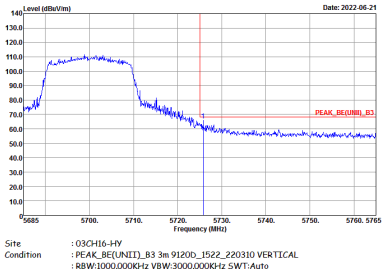	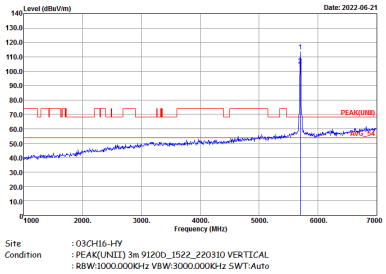

Band 3 - 5470~5725MHz

WIFI 802.11ax HE20 Partial 106 (Band Edge @ 3m)

WIFI	Band 3 5470~5725MHz Band Edge @ 3m	
ANT	802.11ax HE20 Partial 106/53 CH100 5500MHz	
6+7	Horizontal	Fundamental
Peak	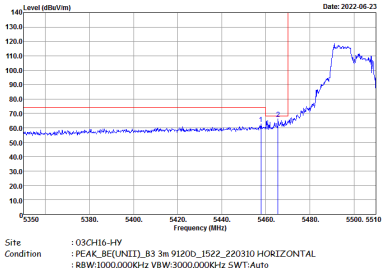	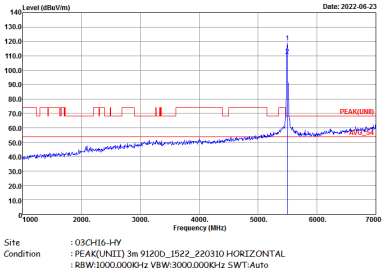
Avg.	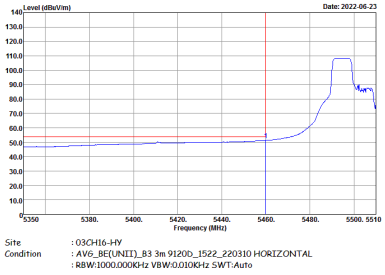	Left blank

WIFI	Band 3 5470~5725MHz Band Edge @ 3m	
ANT	802.11ax HE20 Partial 106/53 CH100 5500MHz	
6+7	Vertical	Fundamental
Peak	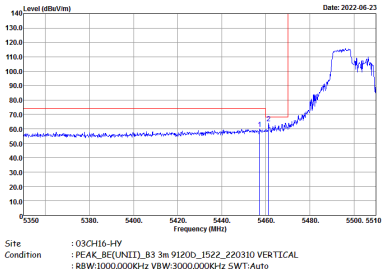	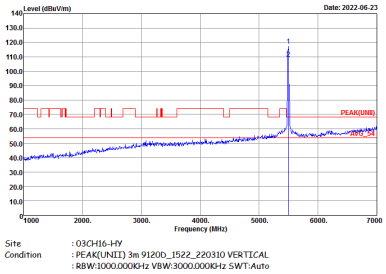
Avg.	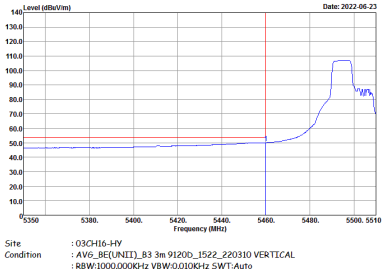	Left blank

WIFI	Band 3 5470~5725MHz Band Edge @ 3m	
ANT	802.11ax HE20 Partial 106/54 CH140 5700MHz	
6+7	Horizontal	Fundamental
Peak	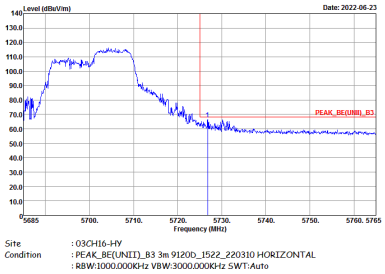	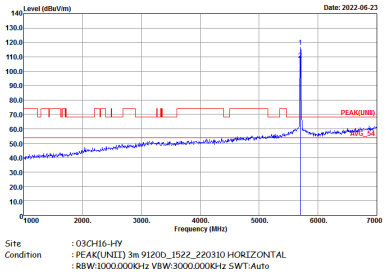

WIFI	Band 3 5470~5725MHz Band Edge @ 3m	
ANT	802.11ax HE20 Partial 106/54 CH140 5700MHz	
6+7	Vertical	Fundamental
Peak	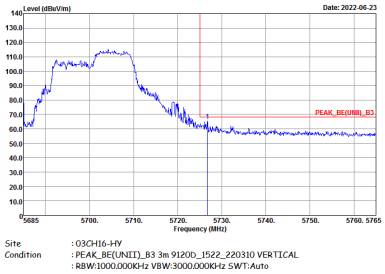	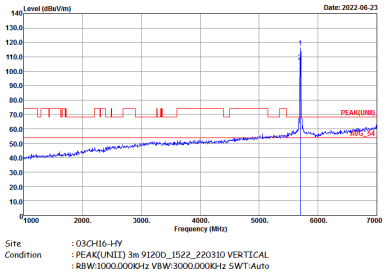

Band 3 5470~5725MHz

WIFI 802.11ax HE40 Full (Band Edge @ 3m)

WIFI	Band 3 5470~5725MHz Band Edge @ 3m	
ANT	802.11ax HE40 Full CH102 5510MHz - L	
6+7	Horizontal	Fundamental
Peak	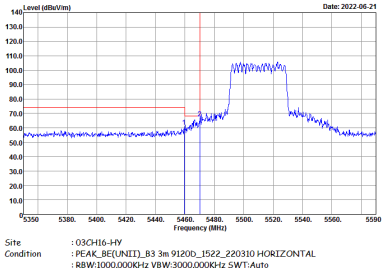	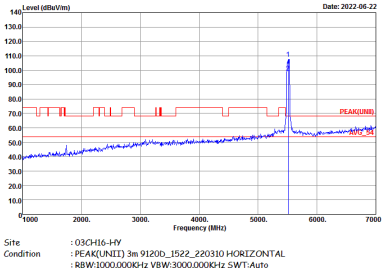
Avg.	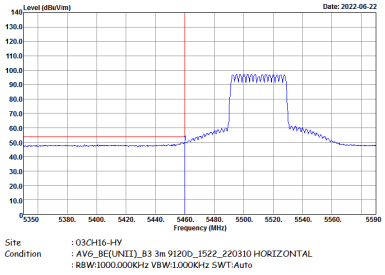	Left blank

WIFI	Band 3 5470~5725MHz Band Edge @ 3m	
ANT	802.11ax HE40 Full CH102 5510MHz - R	
6+7	Horizontal	Fundamental
Peak	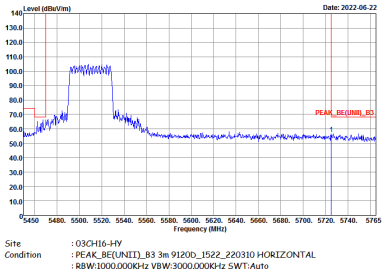	Left blank

WIFI	Band 3 5470~5725MHz Band Edge @ 3m	
ANT	802.11ax HE40 Full CH102 5510MHz - L	
6+7	Vertical	Fundamental
Peak	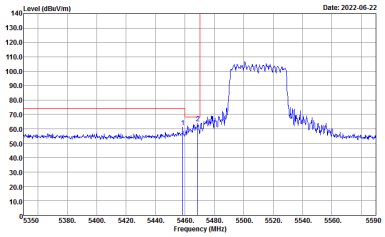	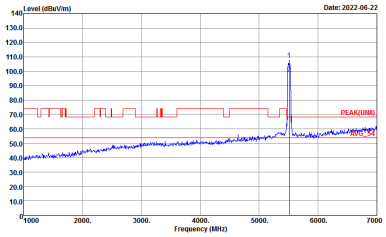
Avg.	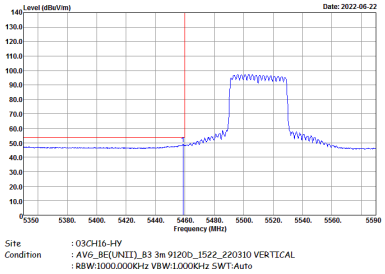	Left blank

WIFI	Band 3 5470~5725MHz Band Edge @ 3m	
ANT	802.11ax HE40 Full CH102 5510MHz - R	
6+7	Vertical	Fundamental
Peak	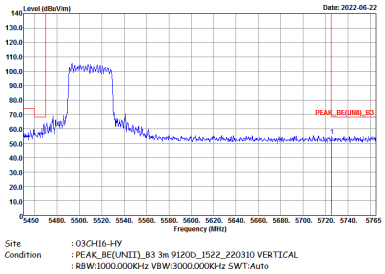	Left blank

WIFI	Band 3 5470~5725MHz Band Edge @ 3m	
ANT	802.11ax HE40 Full CH110 5550MHz - L	
6+7	Horizontal	Fundamental
Peak	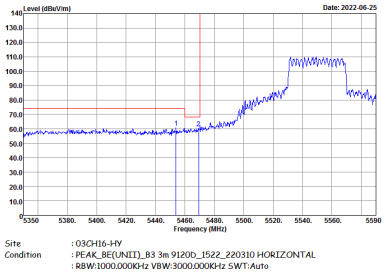	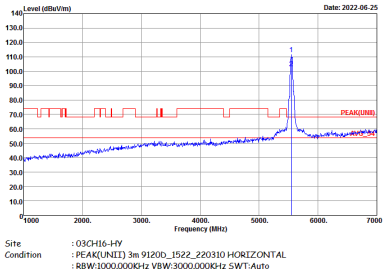
Avg.	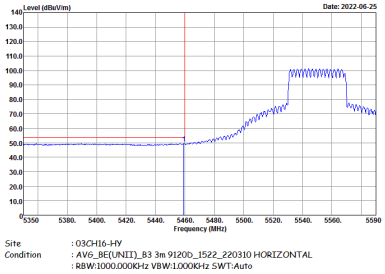	Left blank

WIFI	Band 3 5470~5725MHz Band Edge @ 3m	
ANT	802.11ax HE40 Full CH110 5550MHz - R	
6+7	Horizontal	Fundamental
Peak	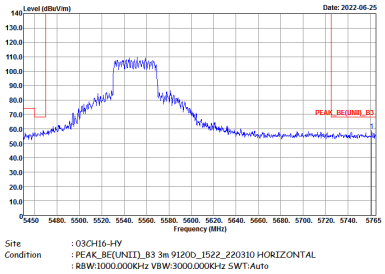	Left blank

WIFI	Band 3 5470~5725MHz Band Edge @ 3m	
ANT	802.11ax HE40 Full CH110 5550MHz - L	
6+7	Vertical	Fundamental
Peak	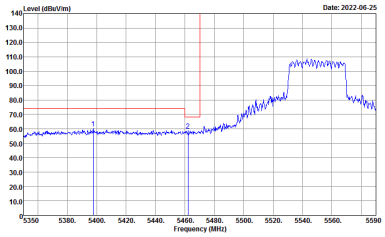	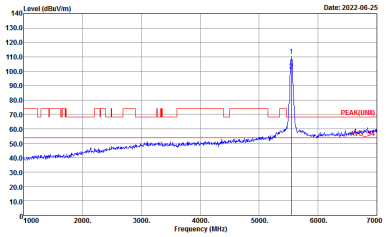
Avg.	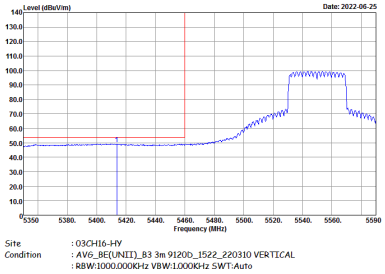	Left blank

WIFI	Band 3 5470~5725MHz Band Edge @ 3m	
ANT	802.11ax HE40 Full CH110 5550MHz - R	
6+7	Vertical	Fundamental
Peak	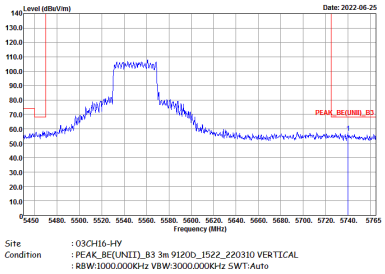	Left blank

WIFI	Band 3 5470~5725MHz Band Edge @ 3m	
ANT	802.11ax HE40 Full CH134 5670MHz - L	
6+7	Horizontal	Fundamental
Peak	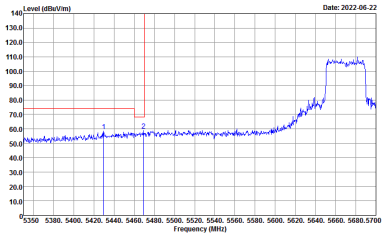	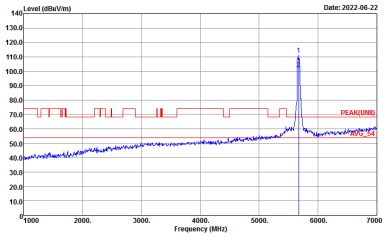
Avg.	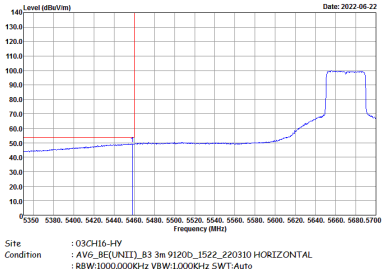	Left blank

WIFI	Band 3 5470~5725MHz Band Edge @ 3m	
ANT	802.11ax HE40 Full CH134 5670MHz - R	
6+7	Horizontal	Fundamental
Peak	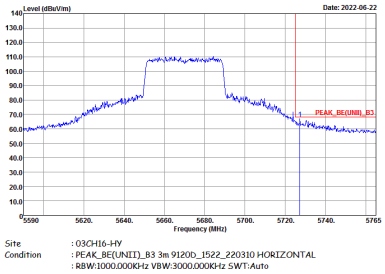	Left blank

WIFI	Band 3 5470~5725MHz Band Edge @ 3m	
ANT	802.11ax HE40 Full CH134 5670MHz - L	
6+7	Vertical	Fundamental
Peak	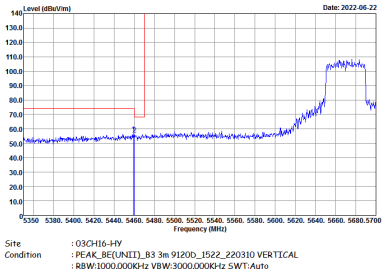	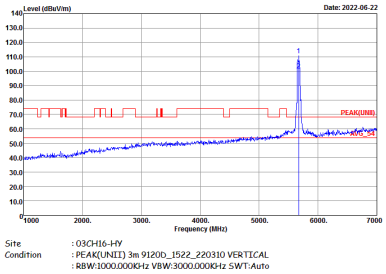
Avg.	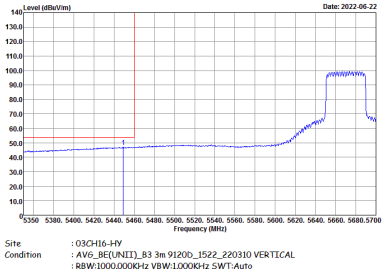	Left blank

WIFI	Band 3 5470~5725MHz Band Edge @ 3m	
ANT	802.11ax HE40 Full CH134 5670MHz - R	
6+7	Vertical	Fundamental
Peak	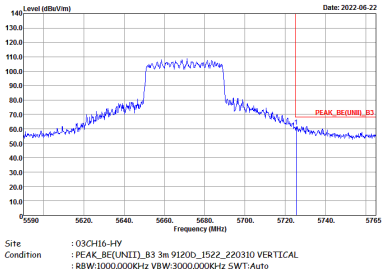	Left blank

Band 3 5470~5725MHz

WIFI 802.11ax HE80 Full (Band Edge @ 3m)

WIFI	Band 3 5470~5725MHz Band Edge @ 3m	
ANT	802.11ax HE80 Full CH106 5530MHz - L	
6+7	Horizontal	Fundamental
Peak	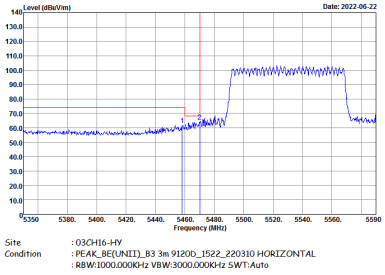	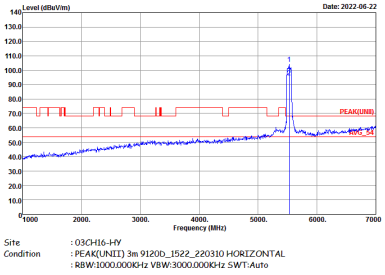
Avg.	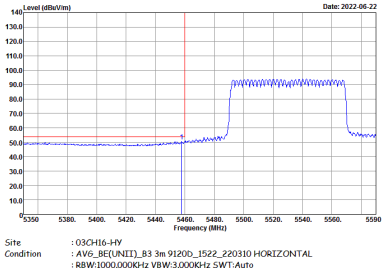	Left blank

WIFI	Band 3 5470~5725MHz Band Edge @ 3m	
ANT	802.11ax HE80 Full CH106 5530MHz - R	
6+7	Horizontal	Fundamental
Peak	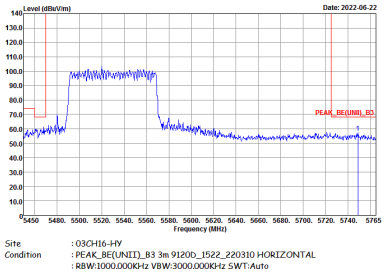	Left blank

WIFI	Band 3 5470~5725MHz Band Edge @ 3m	
ANT	802.11ax HE80 Full CH106 5530MHz - L	
6+7	Vertical	Fundamental
Peak	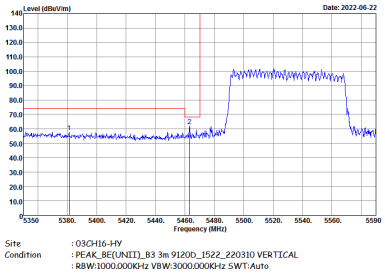	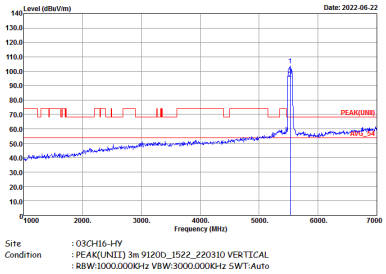
Avg.	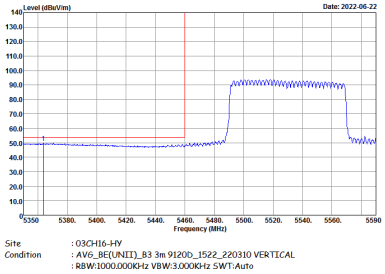	Left blank

WIFI	Band 3 5470~5725MHz Band Edge @ 3m	
ANT	802.11ax HE80 Full CH106 5530MHz - R	
6+7	Vertical	Fundamental
Peak	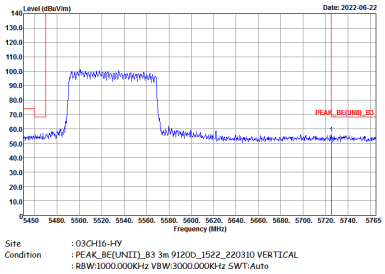	Left blank

WIFI	Band 3 5470~5725MHz Band Edge @ 3m	
ANT	802.11ax HE80 Full CH122 5610MHz - L	
6+7	Horizontal	Fundamental
Peak	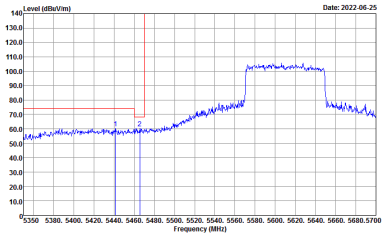	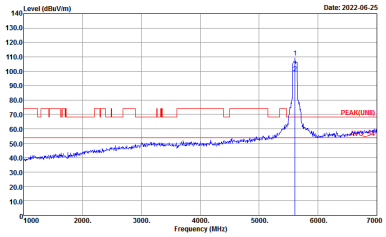
Avg.	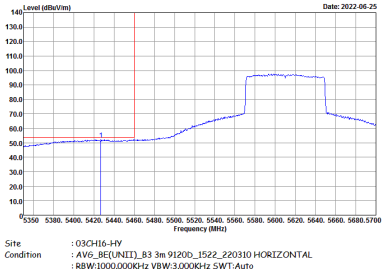	Left blank

WIFI	Band 3 5470~5725MHz Band Edge @ 3m	
ANT	802.11ax HE80 Full CH122 5610MHz - R	
6+7	Horizontal	Fundamental
Peak	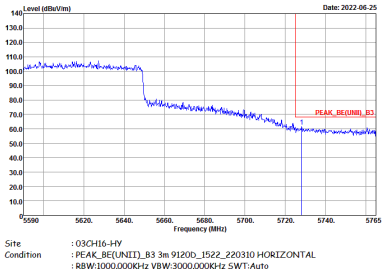	Left blank

WIFI	Band 3 5470~5725MHz Band Edge @ 3m	
ANT	802.11ax HE80 Full CH122 5610MHz - L	
6+7	Vertical	Fundamental
Peak	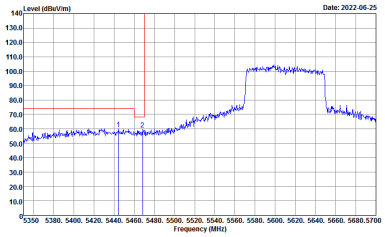	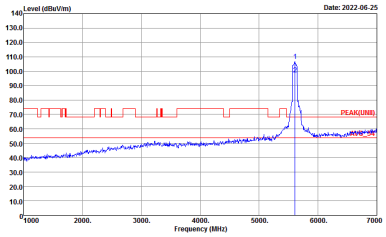
Avg.	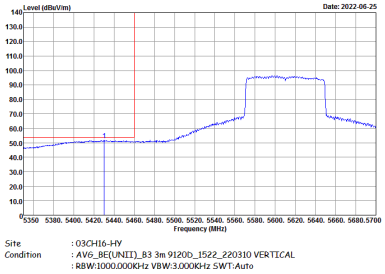	Left blank

WIFI	Band 3 5470~5725MHz Band Edge @ 3m	
ANT	802.11ax HE80 Full CH122 5610MHz - R	
6+7	Vertical	Fundamental
Peak	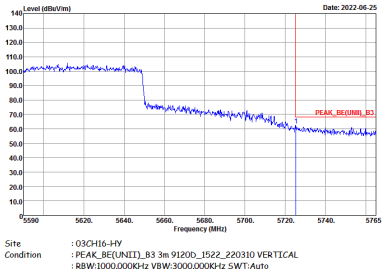	Left blank

Band 3 - 5470~5725MHz

WIFI 802.11a (Harmonic @ 3m)

WIFI	Band 3 5470~5725MHz Harmonic @ 3m	
ANT	802.11a CH100 5500MHz	
6+7	Horizontal	Vertical
Peak Avg.	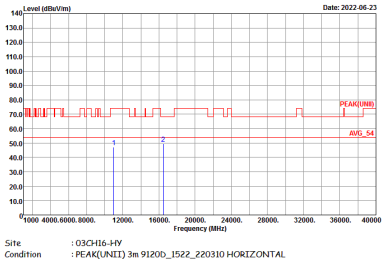	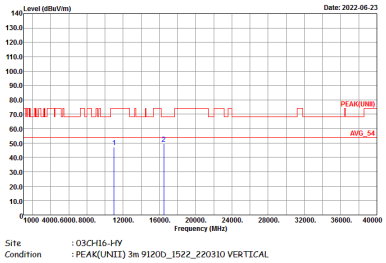

WIFI	Band 3 5470~5725MHz Harmonic @ 3m	
ANT	802.11a CH116 5580MHz	
6+7	Horizontal	Vertical
Peak Avg.	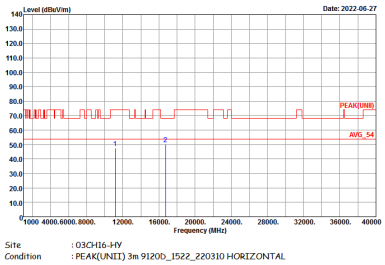	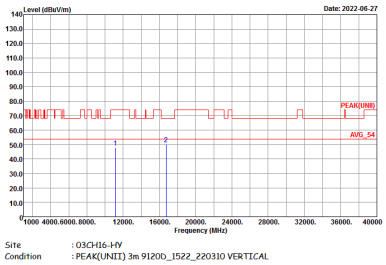

WIFI	Band 3 5470~5725MHz Harmonic @ 3m	
ANT	802.11a CH140 5700MHz	
6+7	Horizontal	Vertical
Peak Avg.	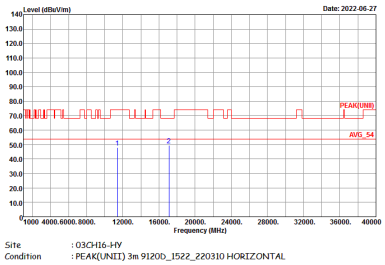	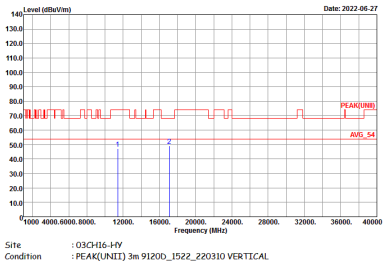

Band 3 5470~5725MHz

WIFI 802.11ax HE20 Full (Harmonic @ 3m)

WIFI	Band 3 5470~5725MHz Harmonic @ 3m	
ANT	802.11ax HE20 Full CH100 5500MHz	
6+7	Horizontal	Vertical
Peak Avg.	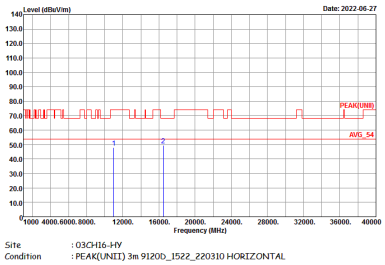	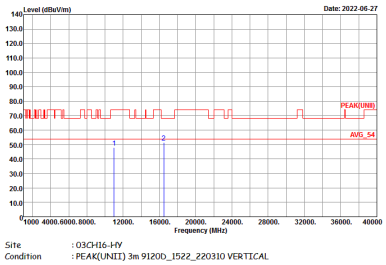

WIFI	Band 3 5470~5725MHz Harmonic @ 3m	
ANT	802.11ax HE20 Full CH116 5580MHz	
6+7	Horizontal	Vertical
Peak Avg.	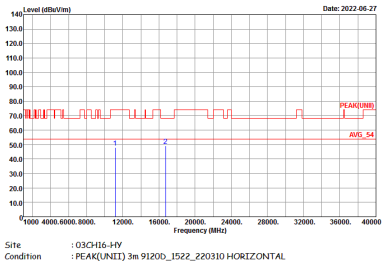	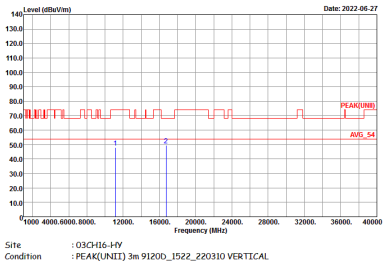

WIFI	Band 3 5470~5725MHz Harmonic @ 3m	
ANT	802.11ax HE20 Full CH140 5700MHz	
6+7	Horizontal	Vertical
Peak Avg.	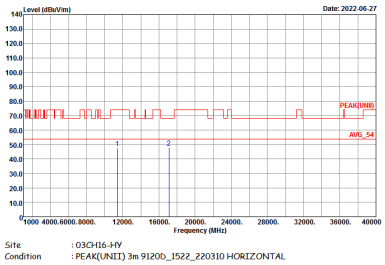	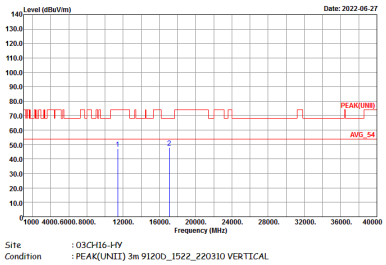

Band 3 - 5470~5725MHz

WIFI 802.11ax HE40 Full (Harmonic @ 3m)

WIFI	Band 3 5470~5725MHz Harmonic @ 3m	
ANT	802.11ax HE40 Full CH102 5510MHz	
6+7	Horizontal	Vertical
Peak Avg.	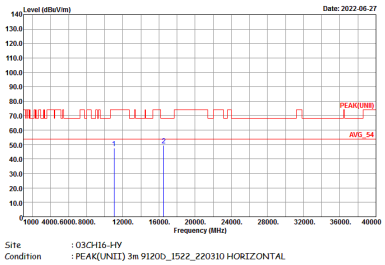	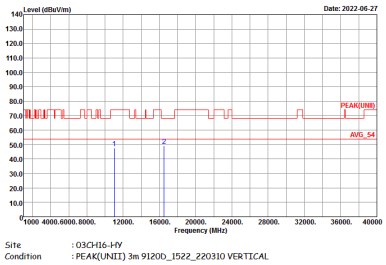

WIFI	Band 3 5470~5725MHz Harmonic @ 3m	
ANT	802.11ax HE40 Full CH110 5550MHz	
6+7	Horizontal	Vertical
Peak Avg.	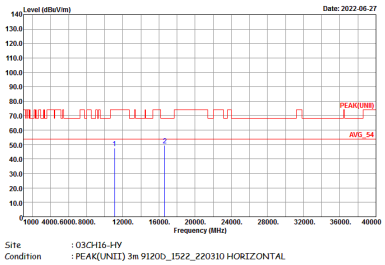	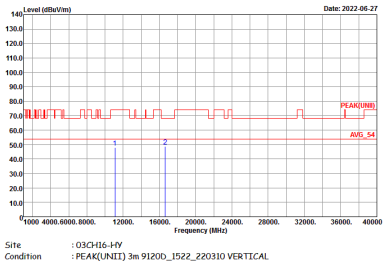

WIFI	Band 3 5470~5725MHz Harmonic @ 3m	
ANT	802.11ax HE40 Full CH134 5670MHz	
6+7	Horizontal	Vertical
Peak Avg.	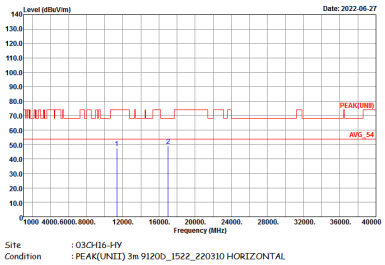	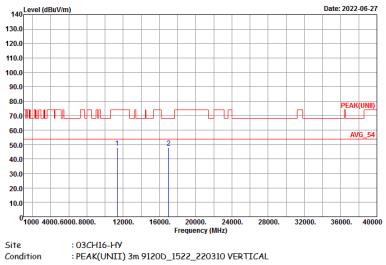

Band 3 5470~5725MHz

WIFI 802.11ax HE80 Full (Harmonic @ 3m)

WIFI	Band 3 5470~5725MHz Harmonic @ 3m	
ANT	802.11ax HE80 Full CH106 5530MHz	
6+7	Horizontal	Vertical
Peak Avg.	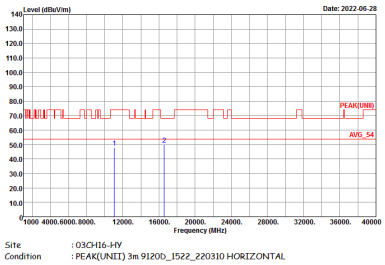	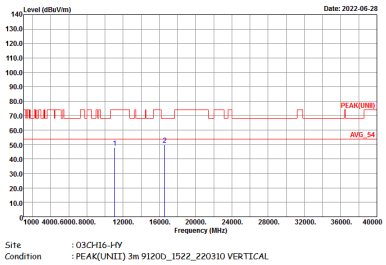

WIFI	Band 3 5470~5725MHz Harmonic @ 3m	
ANT	802.11ax HE80 Full CH122 5610MHz	
6+7	Horizontal	Vertical
Peak Avg.	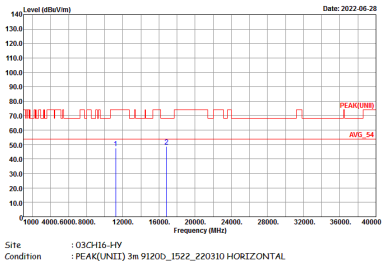	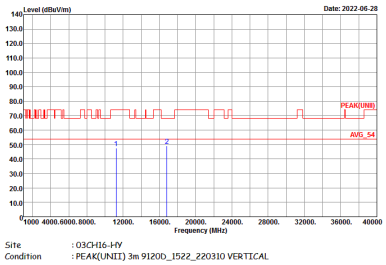

Band 3 - Straddle Channel

WIFI 802.11a (Band Edge @ 3m)

WIFI	Band 3 Straddle Channel Band Edge @ 3m	
ANT	802.11a CH144 5720MHz - L	
6+7	Horizontal	Fundamental
Peak	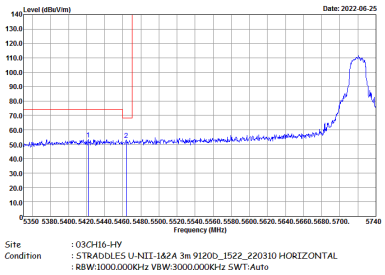	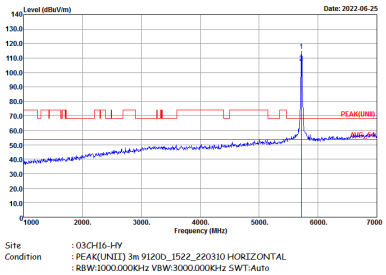
Avg.	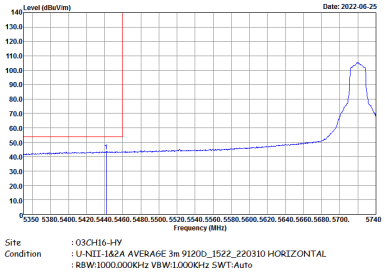	Left blank

WIFI	Band 3 Straddle Channel Band Edge @ 3m	
ANT	802.11a CH144 5720MHz – R	
6+7	Horizontal	Fundamental
Peak	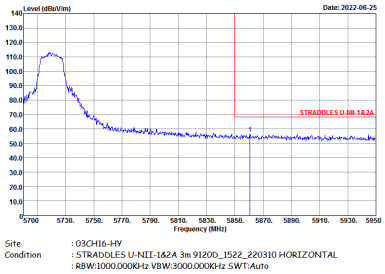	Left blank

WIFI	Band 3 Straddle Channel Band Edge @ 3m	
ANT	802.11a CH144 5720MHz - L	
6+7	Vertical	Fundamental
Peak	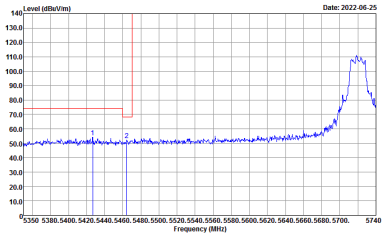	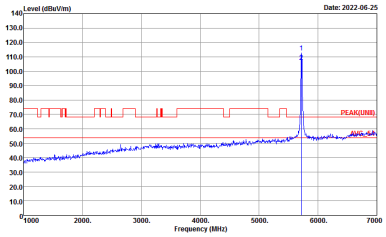
Avg.	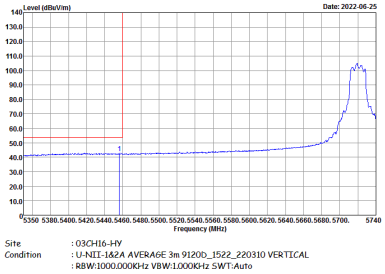	Left blank

WIFI	Band 3 Straddle Channel Band Edge @ 3m	
ANT	802.11a CH144 5720MHz - R	
6+7	Vertical	Fundamental
Peak	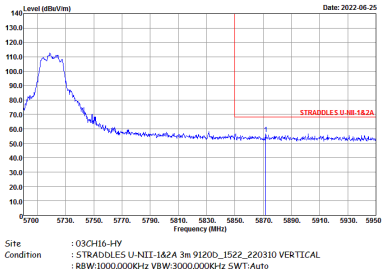	Left blank

Band 3 – Straddle Channel
WIFI 802.11ax HE20 Full (Band Edge @ 3m)

WIFI	Band 3 Straddle Channel Band Edge @ 3m	
ANT	802.11ax HE20 Full CH144 5720MHz - L	
6+7	Horizontal	Fundamental
Peak	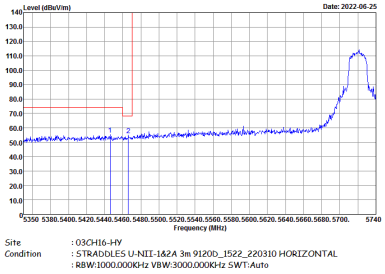	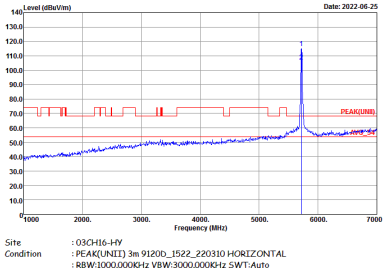
Avg.	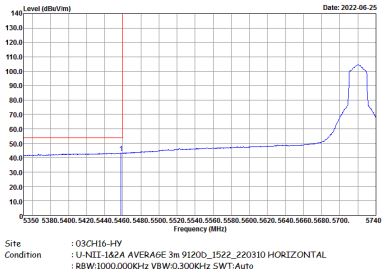	Left blank

WIFI	Band 3 Straddle Channel Band Edge @ 3m	
ANT	802.11ax HE20 Full CH144 5720MHz - R	
6+7	Horizontal	Fundamental
Peak	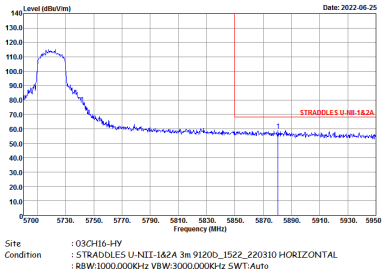	Left blank

WIFI	Band 3 Straddle Channel Band Edge @ 3m	
ANT	802.11ax HE20 Full CH144 5720MHz - L	
6+7	Vertical	Fundamental
Peak	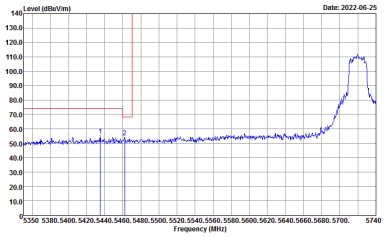	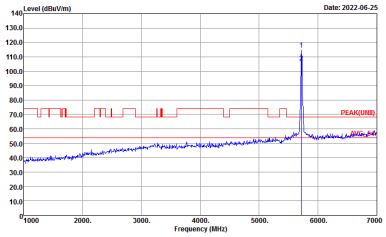
Avg.	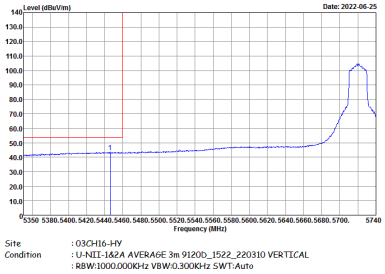	Left blank

WIFI	Band 3 Straddle Channel Band Edge @ 3m	
ANT	802.11ax HE20 Full CH144 5720MHz - R	
6+7	Vertical	Fundamental
Peak	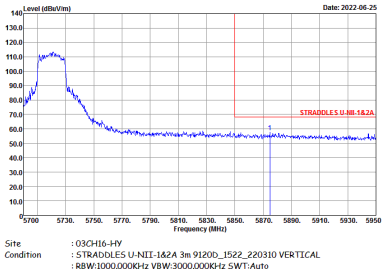	Left blank

Band 3 - Straddle Channel

WIFI 802.11ax HE40 Full (Band Edge @ 3m)

WIFI	Band 3 Straddle Channel Band Edge @ 3m	
ANT	802.11ax HE40 Full CH142 5710MHz - L	
6+7	Horizontal	Fundamental
Peak	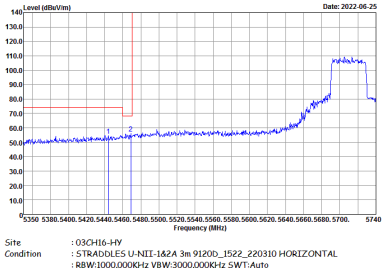	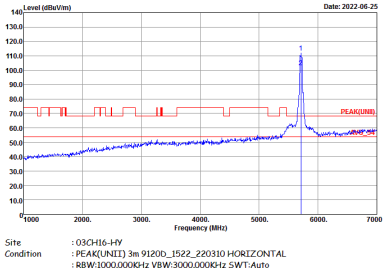
Avg.	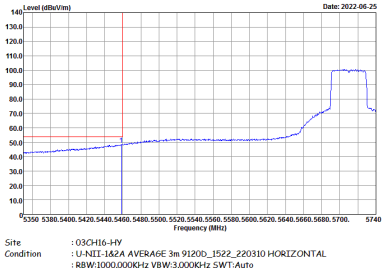	Left blank

WIFI	Band 3 Straddle Channel Band Edge @ 3m	
ANT	802.11ax HE40 Full CH142 5710MHz - R	
6+7	Horizontal	Fundamental
Peak	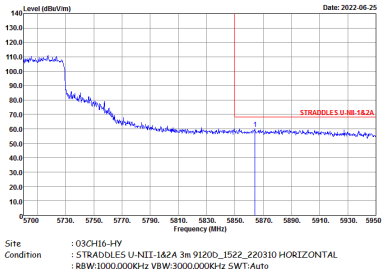	Left blank

WIFI	Band 3 Straddle Channel Band Edge @ 3m	
ANT	802.11ax HE40 Full CH142 5710MHz - L	
6+7	Vertical	Fundamental
Peak	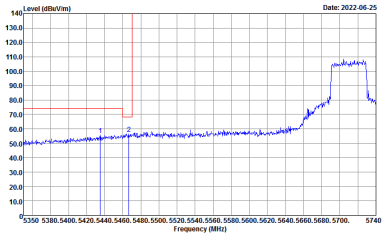	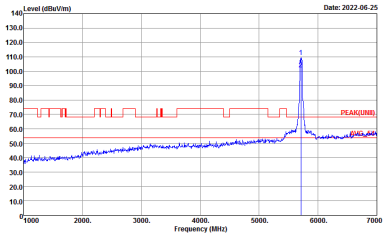
Avg.	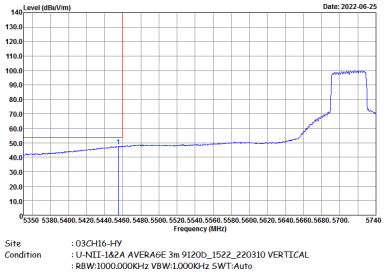	Left blank

WIFI	Band 3 Straddle Channel Band Edge @ 3m	
ANT	802.11ax HE40 Full CH142 5710MHz - R	
6+7	Vertical	Fundamental
Peak	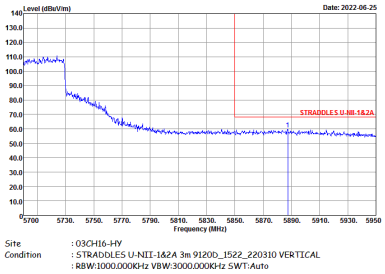	Left blank

Band 3 – Straddle Channel

WIFI 802.11ax HE80 Full (Band Edge @ 3m)

WIFI	Band 3 Straddle Channel Band Edge @ 3m	
ANT	802.11ax HE80 Full CH138 5690MHz - L	
6+7	Horizontal	Fundamental
Peak	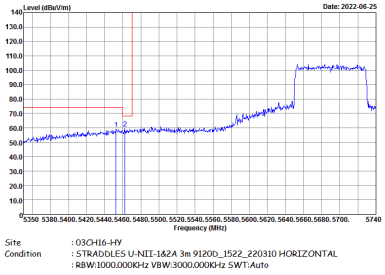	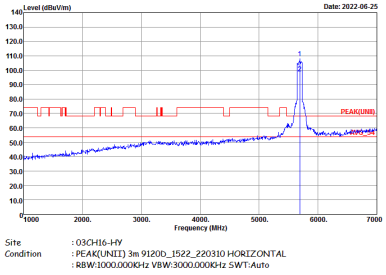
Avg.	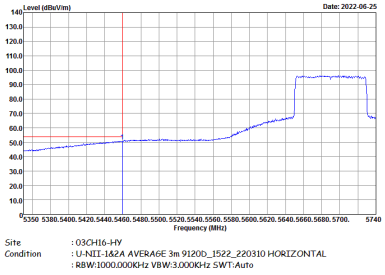	Left blank

WIFI	Band 3 Straddle Channel Band Edge @ 3m	
ANT	802.11ax HE80 Full CH138 5690MHz - R	
6+7	Horizontal	Fundamental
Peak	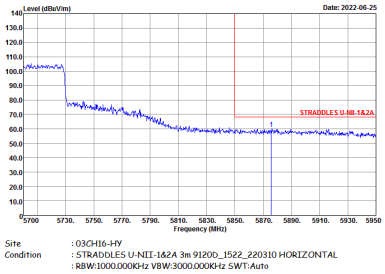	Left blank

WIFI	Band 3 Straddle Channel Band Edge @ 3m	
ANT	802.11ax HE80 Full CH138 5690MHz - L	
6+7	Vertical	Fundamental
Peak	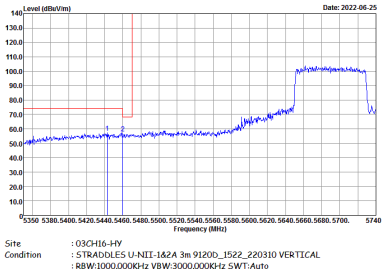	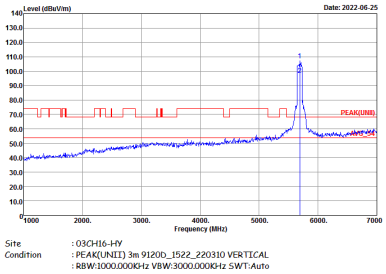
Avg.	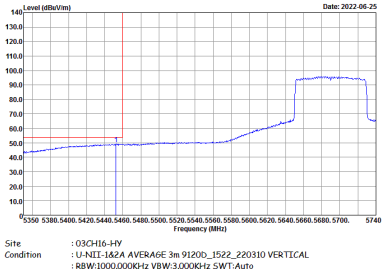	Left blank

WIFI	Band 3 Straddle Channel Band Edge @ 3m	
ANT	802.11ax HE80 Full CH138 5690MHz - R	
6+7	Vertical	Fundamental
Peak	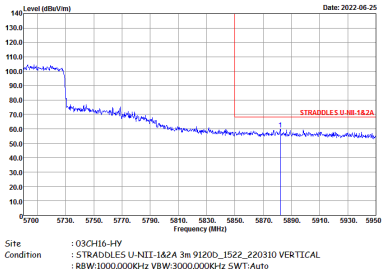	Left blank

Band 3 - Straddle Channel

WIFI 802.11a (Harmonic @ 3m)

WIFI	Band 3 Straddle Channel Harmonic @ 3m	
ANT	802.11a CH144 5720MHz	
6+7	Horizontal	Vertical
Peak Avg.	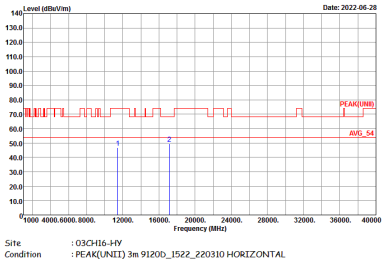	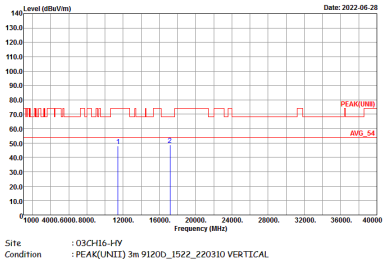

Band 3 – Straddle Channel
WIFI 802.11ax HE20 Full (Harmonic @ 3m)

WIFI	Band 3 Straddle Channel Harmonic @ 3m	
ANT	802.11ax HE20 Full CH144 5720MHz	
6+7	Horizontal	Vertical
Peak Avg.	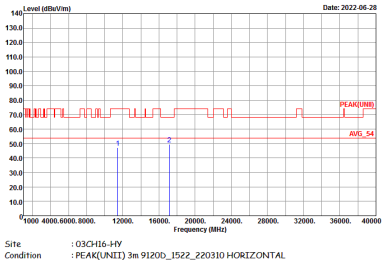	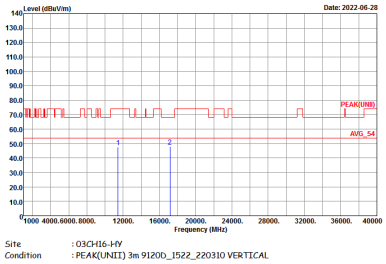

Band 3 - Straddle Channel

WIFI 802.11ax HE40 Full (Harmonic @ 3m)

WIFI	Band 3 Straddle Channel Harmonic @ 3m	
ANT	802.11ax HE40 Full CH142 5710MHz	
6+7	Horizontal	Vertical
Peak Avg.	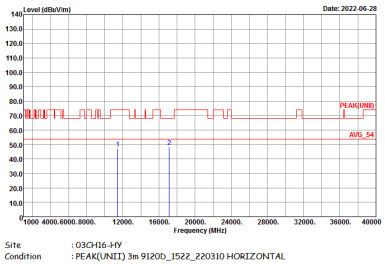	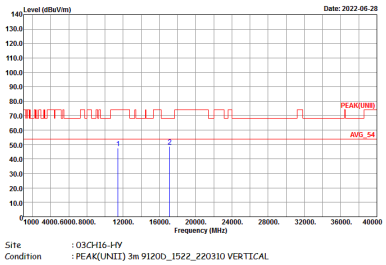

Band 3 – Straddle Channel

WIFI 802.11ax HE80 Full (Harmonic @ 3m)

WIFI	Band 3 Straddle Channel Harmonic @ 3m	
ANT	802.11ax HE80 Full CH138 5690MHz	
6+7	Horizontal	Vertical
Peak Avg.	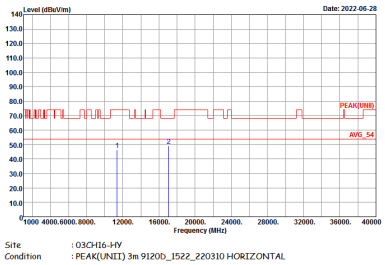	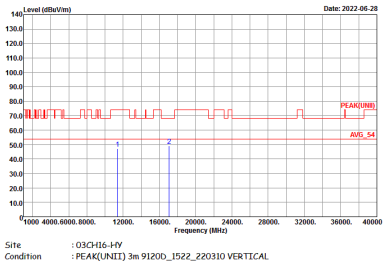

Emission below 1GHz

5GHz WIFI 802.11ax HE80 Full (LF)

WIFI	5GHz WIFI	
ANT	802.11ax HE80 Full LF	
6+7	Horizontal	Vertical
QP / Peak	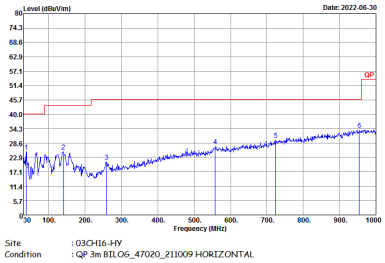	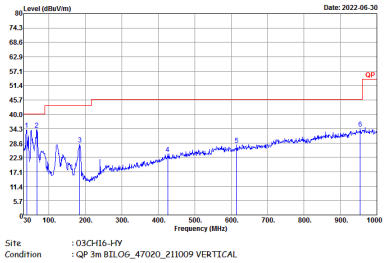

<TXBF Mode>

Band 1 - 5150~5250MHz

WIFI 802.11ax HE20 Full (Band Edge @ 3m)

WIFI	Band 1 5150~5250MHz Band Edge @ 3m	
ANT	802.11ax HE20 Full CH36 5180MHz	
6+7	Horizontal	Fundamental
Peak	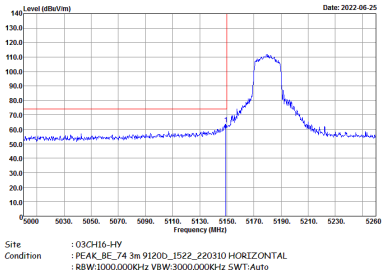	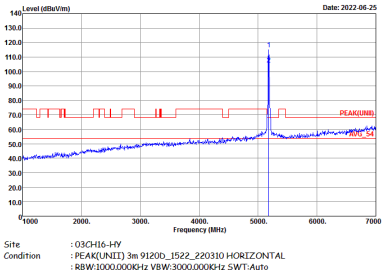
Avg.	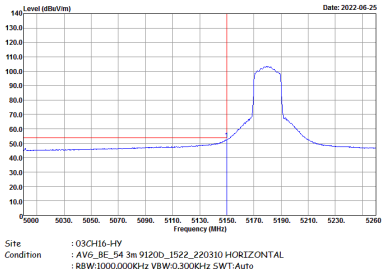	Left blank

WIFI	Band 1 5150~5250MHz Band Edge @ 3m	
ANT	802.11ax HE20 Full CH36 5180MHz	
6+7	Vertical	Fundamental
Peak	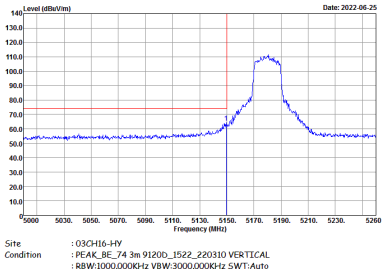	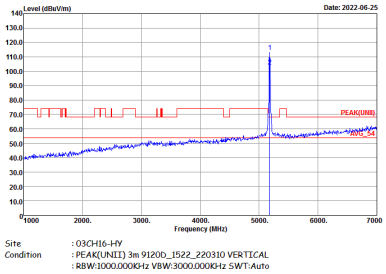
Avg.	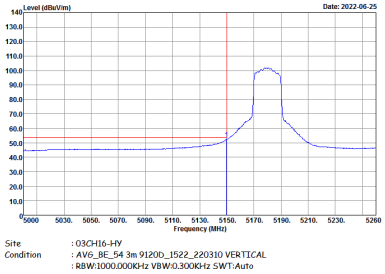	Left blank

WIFI	Band 1 5150~5250MHz Band Edge @ 3m	
ANT	802.11ax HE20 Full CH44 5220MHz - L	
6+7	Horizontal	Fundamental
Peak	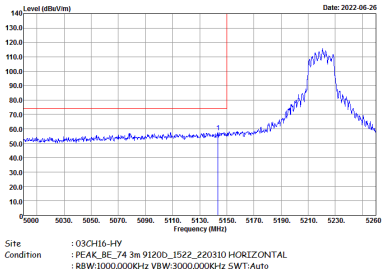	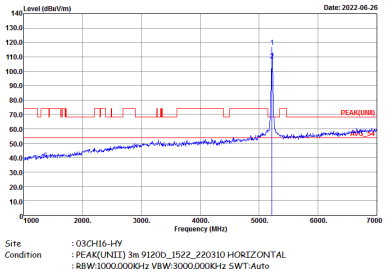
Avg.	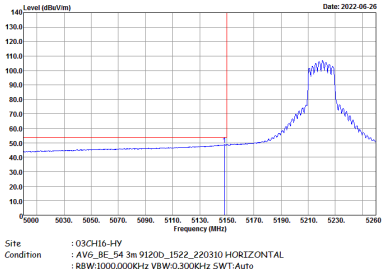	Left blank

WIFI	Band 1 5150~5250MHz Band Edge @ 3m	
ANT	802.11ax HE20 Full CH44 5220MHz - R	
6+7	Horizontal	Fundamental
Peak	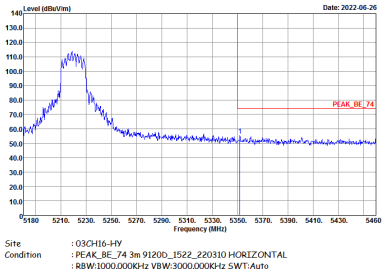	Left blank
Avg.	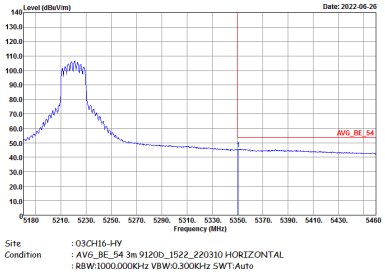	Left blank

WIFI	Band 1 5150~5250MHz Band Edge @ 3m	
ANT	802.11ax HE20 Full CH44 5220MHz - L	
6+7	Vertical	Fundamental
Peak	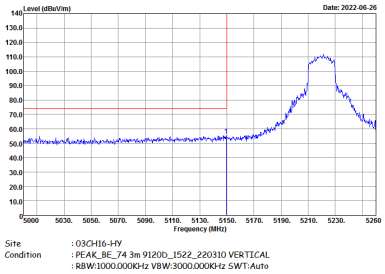	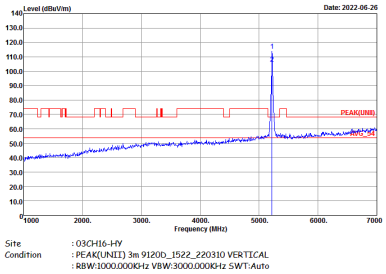
Avg.	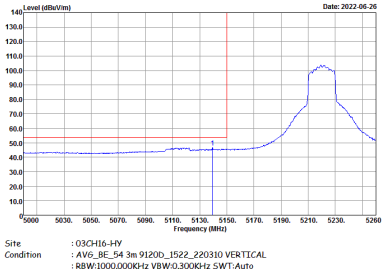	Left blank

WIFI	Band 1 5150~5250MHz Band Edge @ 3m	
ANT	802.11ax HE20 Full CH44 5220MHz - R	
6+7	Vertical	Fundamental
Peak	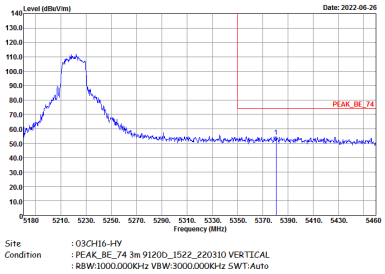	Left blank
Avg.	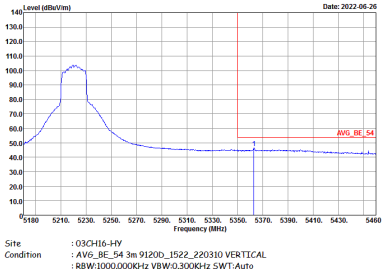	Left blank

WIFI	Band 1 5150~5250MHz Band Edge @ 3m	
ANT	802.11ax HE20 Full CH48 5240MHz - L	
6+7	Horizontal	Fundamental
Peak	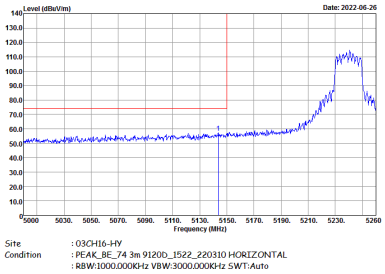	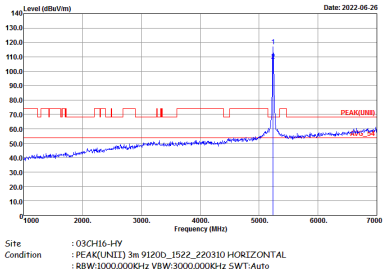
Avg.	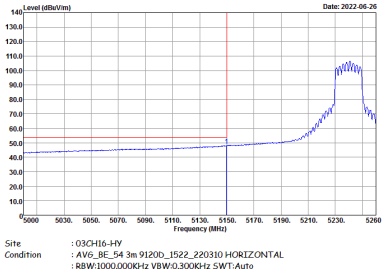	Left blank

WIFI	Band 1 5150~5250MHz Band Edge @ 3m	
ANT	802.11ax HE20 Full CH48 5240MHz - R	
6+7	Horizontal	Fundamental
Peak	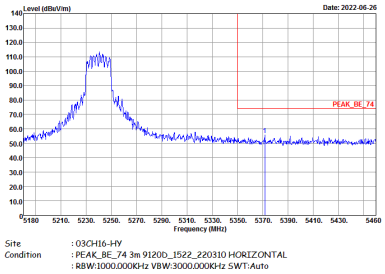	Left blank
Avg.	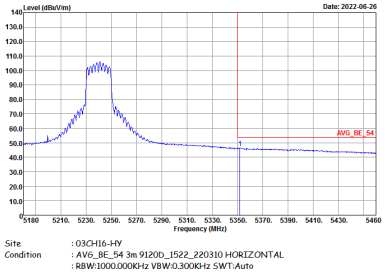	Left blank

WIFI	Band 1 5150~5250MHz Band Edge @ 3m	
ANT	802.11ax HE20 Full CH48 5240MHz - L	
6+7	Vertical	Fundamental
Peak	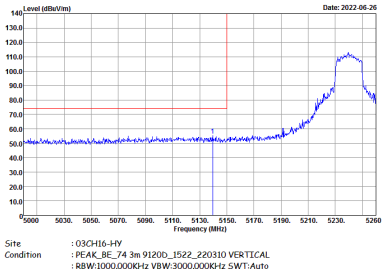	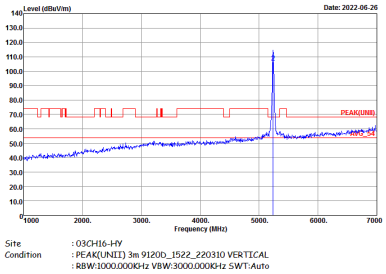
Avg.	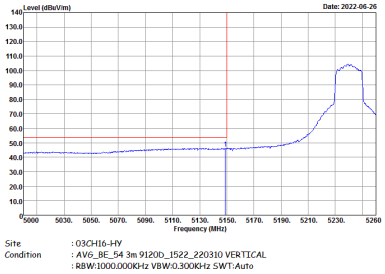	Left blank

WIFI	Band 1 5150~5250MHz Band Edge @ 3m	
ANT	802.11ax HE20 Full CH48 5240MHz - R	
6+7	Vertical	Fundamental
Peak	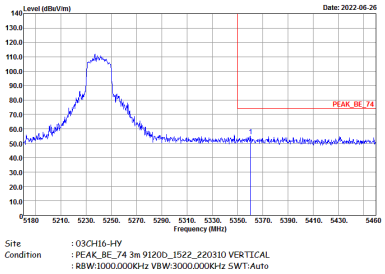	Left blank
Avg.	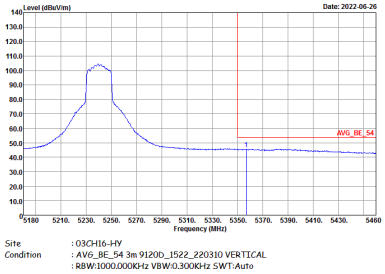	Left blank

Band 1 5150~5250MHz

WIFI 802.11ax HE40 Full (Band Edge @ 3m)

WIFI	Band 1 5150~5250MHz Band Edge @ 3m	
ANT	802.11ax HE40 Full CH38 5190MHz - L	
6+7	Horizontal	Fundamental
Peak	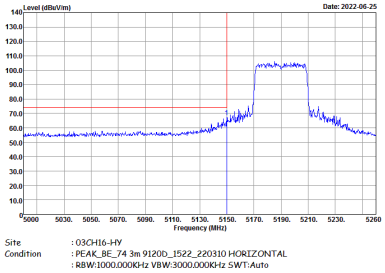	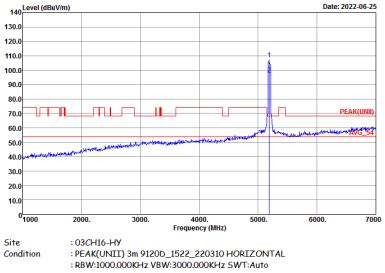
Avg.	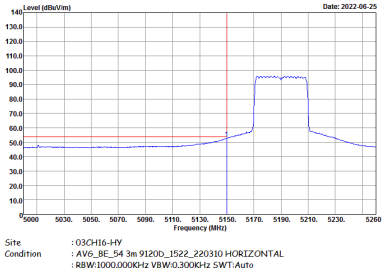	Left blank

WIFI	Band 1 5150~5250MHz Band Edge @ 3m	
ANT	802.11ax HE40 Full CH38 5190MHz - R	
6+7	Horizontal	Fundamental
Peak	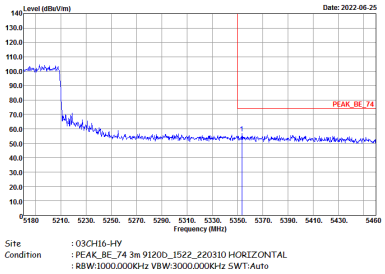	Left blank
Avg.	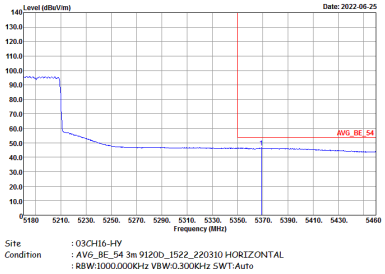	Left blank

WIFI	Band 1 5150~5250MHz Band Edge @ 3m	
ANT	802.11ax HE40 Full CH38 5190MHz - L	
6+7	Vertical	Fundamental
Peak	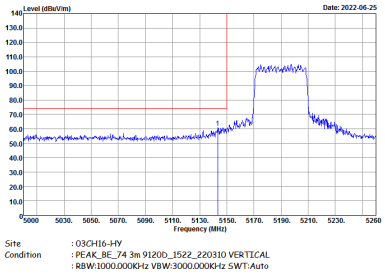	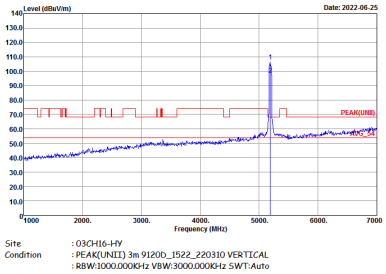
Avg.	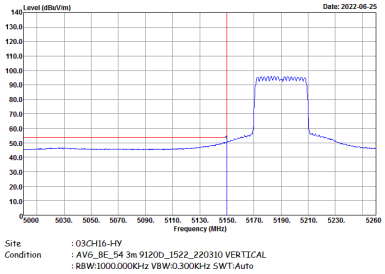	Left blank

WIFI	Band 1 5150~5250MHz Band Edge @ 3m	
ANT	802.11ax HE40 Full CH38 5190MHz - R	
6+7	Vertical	Fundamental
Peak	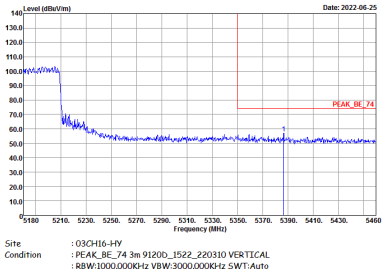	Left blank
Avg.	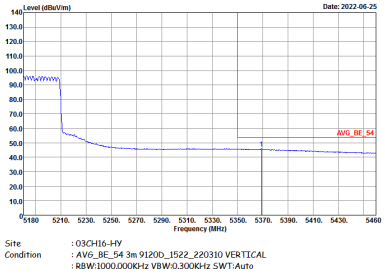	Left blank

WIFI	Band 1 5150~5250MHz Band Edge @ 3m	
ANT	802.11ax HE40 Full CH46 5230MHz - L	
6+7	Horizontal	Fundamental
Peak	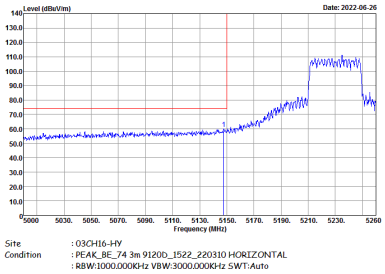	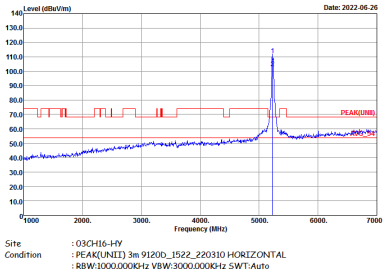
Avg.	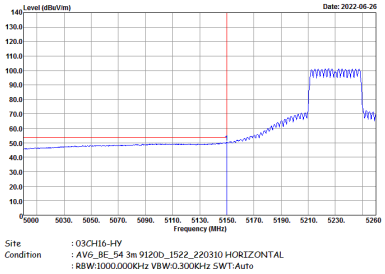	Left blank

WIFI	Band 1 5150~5250MHz Band Edge @ 3m	
ANT	802.11ax HE40 Full CH46 5230MHz - R	
6+7	Horizontal	Fundamental
Peak	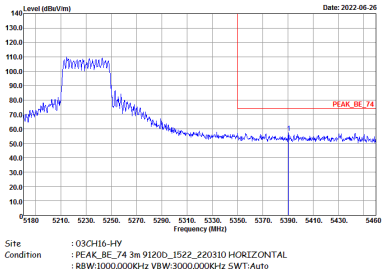	Left blank
Avg.	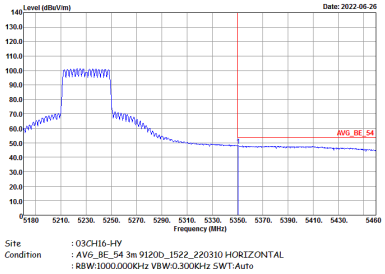	Left blank

WIFI	Band 1 5150~5250MHz Band Edge @ 3m	
ANT	802.11ax HE40 Full CH46 5230MHz - L	
6+7	Vertical	Fundamental
Peak	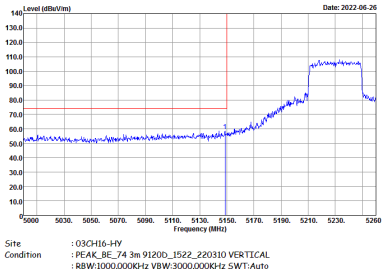	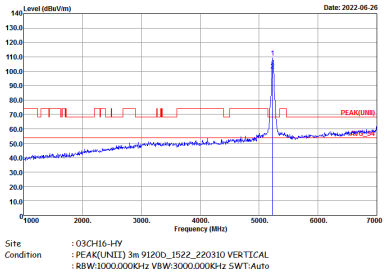
Avg.	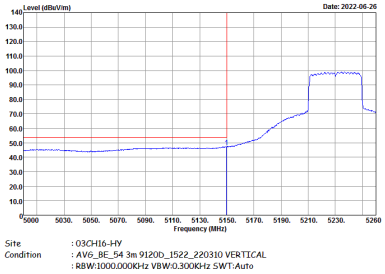	Left blank

WIFI	Band 1 5150~5250MHz Band Edge @ 3m	
ANT	802.11ax HE40 Full CH46 5230MHz - R	
6+7	Vertical	Fundamental
Peak	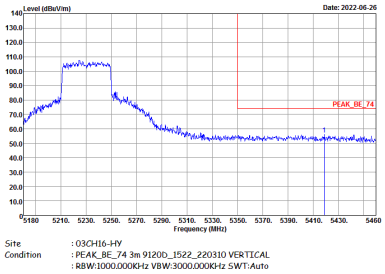	Left blank
Avg.	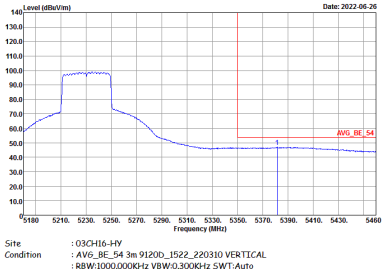	Left blank