WCDMA Band IV (RMC 12.2Kbps)	
Lowest Channel	
Middle Channel	
Highest Channel	
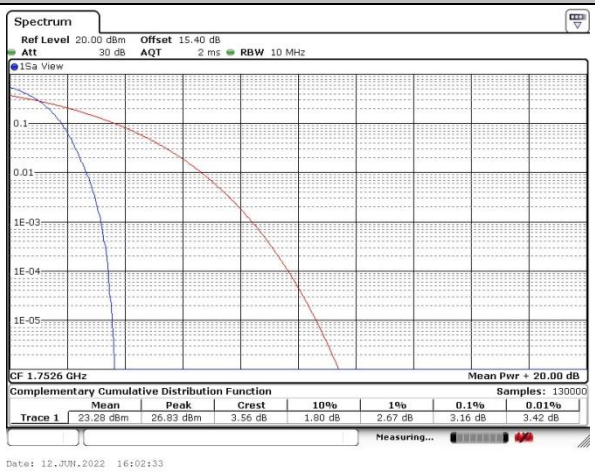	

26dB Bandwidth

Mode	WCDMA Band V(MHz)	WCDMA Band II(MHz)	WCDMA Band IV(MHz)
Mod.	RMC 12.2Kbps	RMC 12.2Kbps	RMC 12.2Kbps
Lowest CH	4.695	4.705	4.725
Middle CH	4.695	4.715	4.715
Highest CH	4.705	4.715	4.715

WCDMA Band V (RMC 12.2Kbps)

Lowest Channel

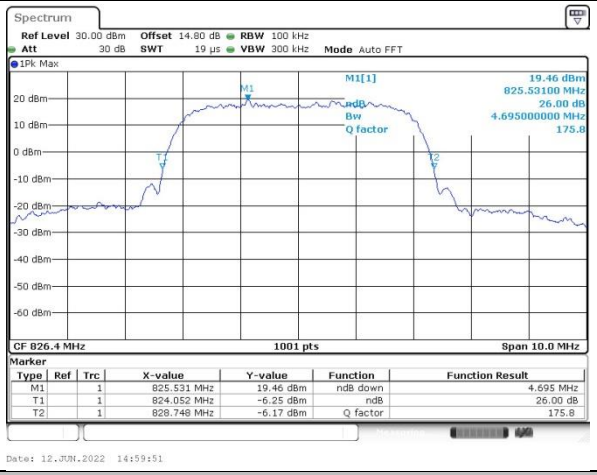

Middle Channl

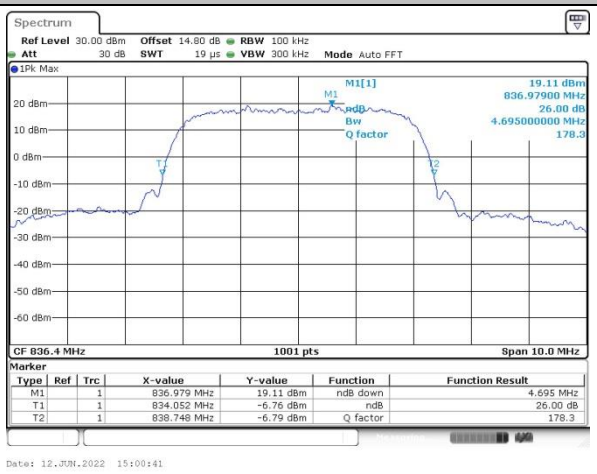

Highest Channel

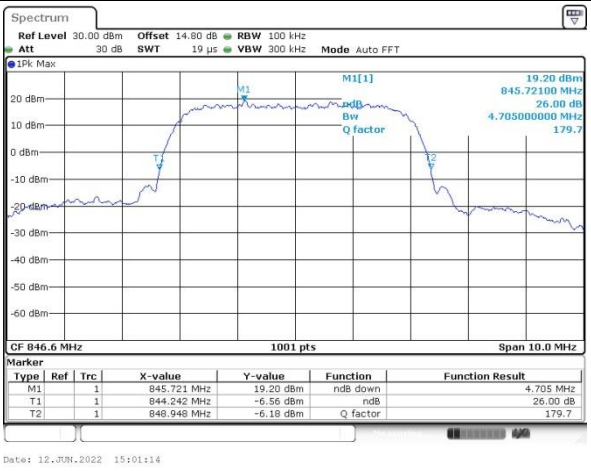

WCDMA Band II (RMC 12.2Kbps)

Lowest Channel

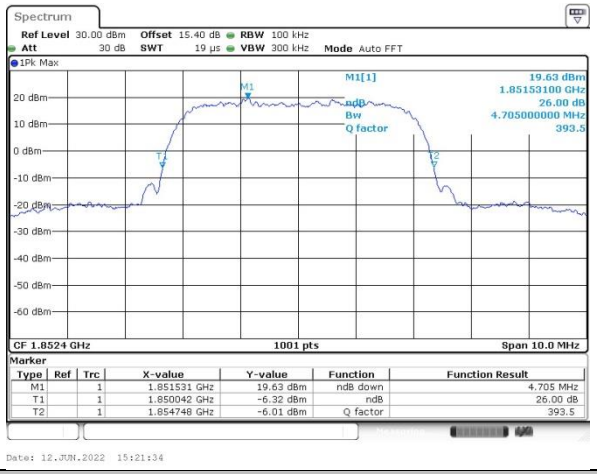

Middle Channel

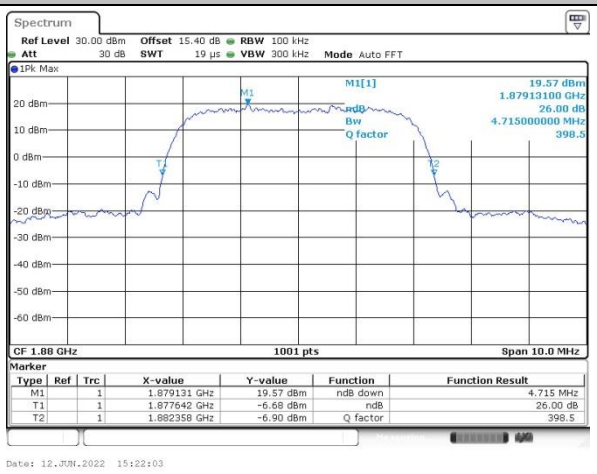

Highest Channel

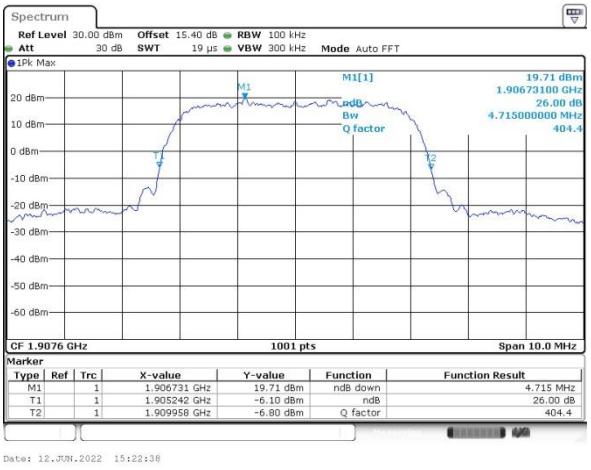

WCDMA Band IV (RMC 12.2Kbps)

Lowest Channel

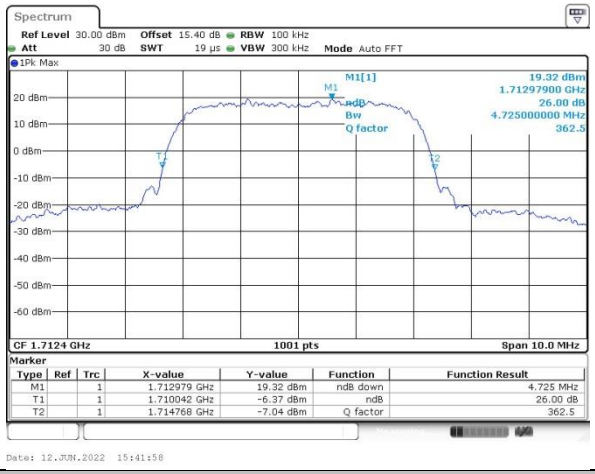

Middle Channel

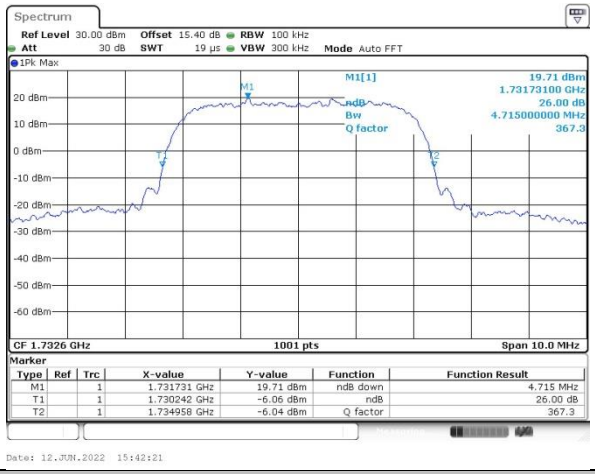

Highest Channel

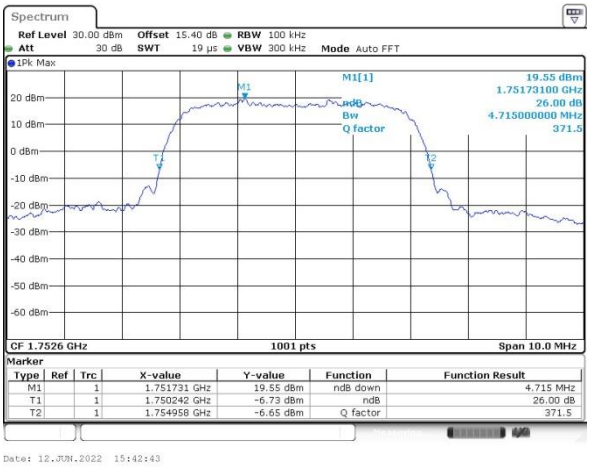

Occupied Bandwidth

Mode	WCDMA Band V(MHz)	WCDMA Band II(MHz)	WCDMA Band IV(MHz)
Mod.	RMC 12.2Kbps	RMC 12.2Kbps	RMC 12.2Kbps
Lowest CH	4.136	4.146	4.146
Middle CH	4.126	4.136	4.146
Highest CH	4.146	4.146	4.146

WCDMA Band V (RMC 12.2Kbps)

Lowest Channel

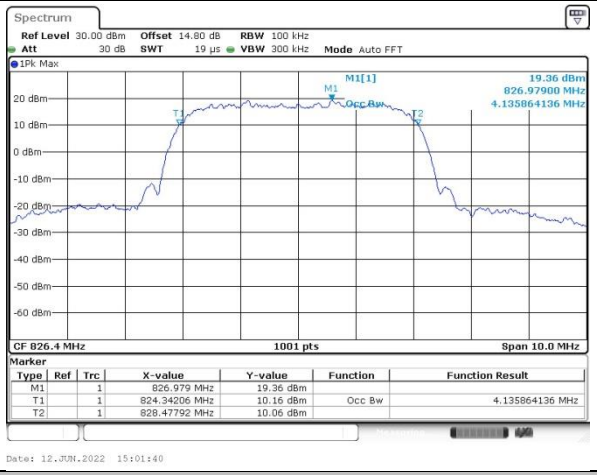

Middle Channel

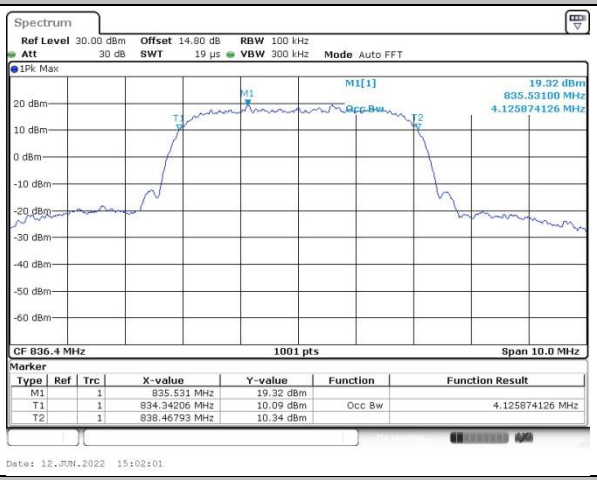

Highest Channel

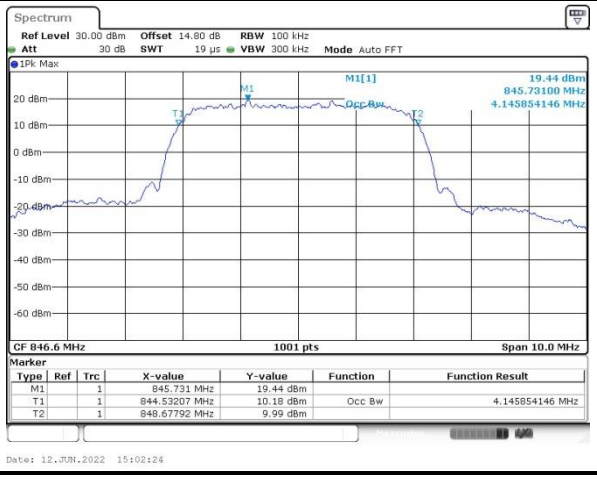

WCDMA Band II (RMC 12.2Kbps)

Lowest Channel

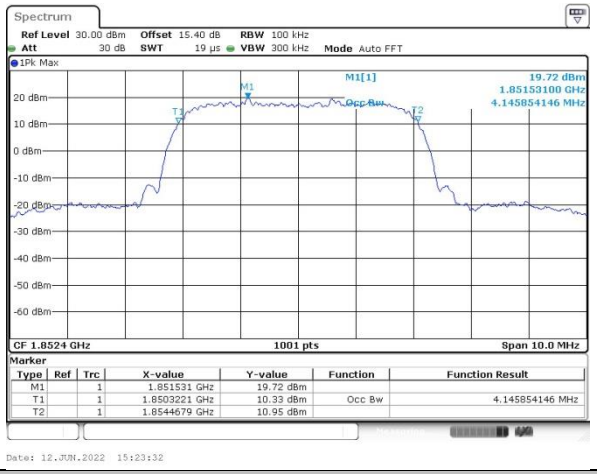

Middle Channel

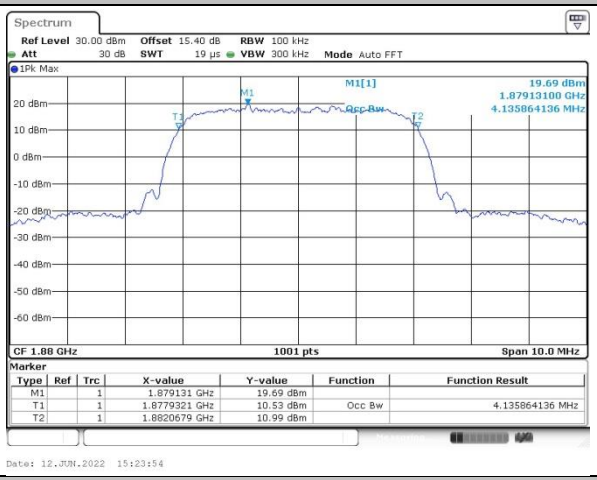

Highest Channel

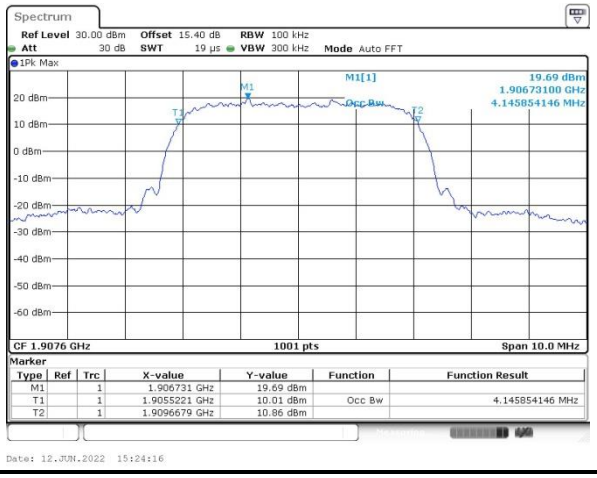

WCDMA Band IV (RMC 12.2Kbps)

Lowest Channel

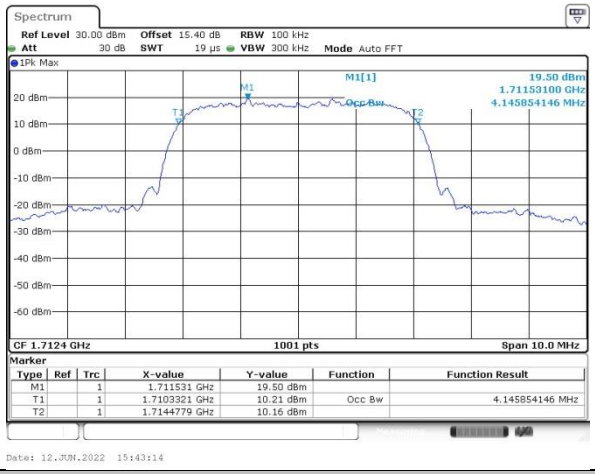

Middle Channel

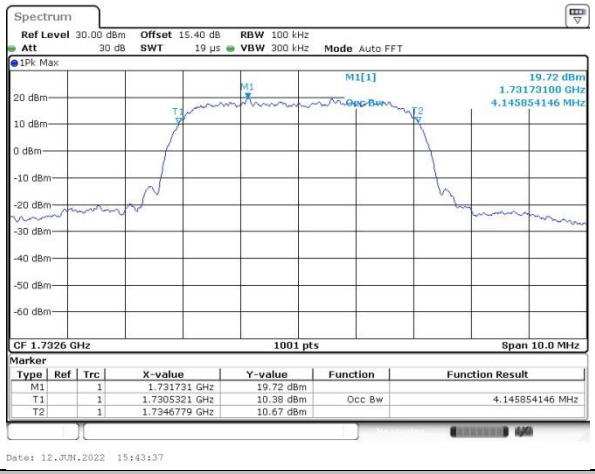

Highest Channel

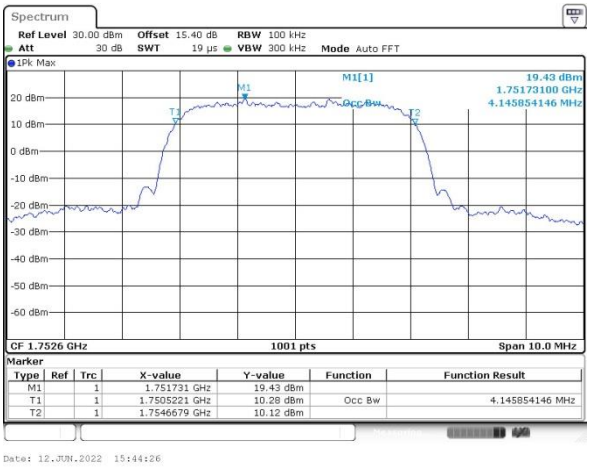

Conducted Band Edge

WCDMA Band V (RMC 12.2Kbps)

Lowest Band Edge

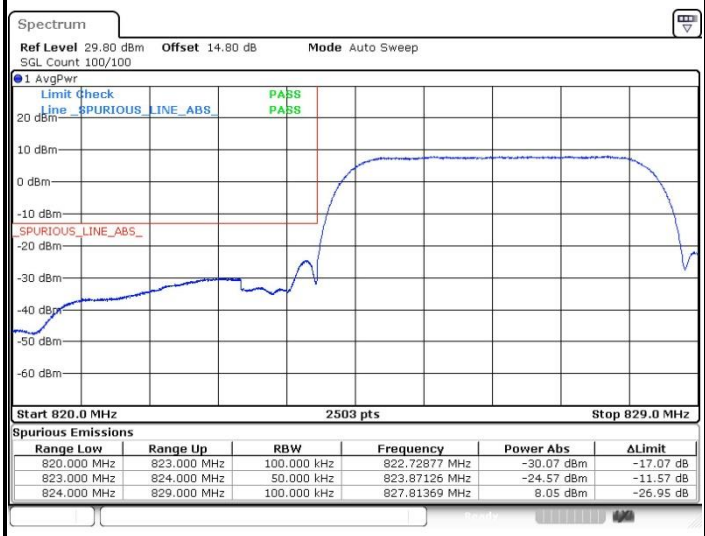

Spurious Emissions

Range Low	Range Up	RBW	Frequency	Power Abs	ΔLimit
820.000 MHz	823.000 MHz	100.000 kHz	822.72877 MHz	-30.07 dBm	-17.07 dB
823.000 MHz	824.000 MHz	50.000 kHz	823.87126 MHz	-24.57 dBm	-11.57 dB
824.000 MHz	829.000 MHz	100.000 kHz	827.81369 MHz	8.05 dBm	-26.95 dB

Date: 12.JUN.2022 15:03:58

Highest Band Edge

Spurious Emissions

Range Low	Range Up	RBW	Frequency	Power Abs	ΔLimit
844.000 MHz	849.000 MHz	100.000 kHz	845.64585 MHz	8.26 dBm	-26.74 dB
849.000 MHz	850.000 MHz	50.000 kHz	849.15469 MHz	-24.69 dBm	-11.69 dB
850.000 MHz	855.000 MHz	100.000 kHz	850.11738 MHz	-31.66 dBm	-18.66 dB

Date: 12.JUN.2022 15:05:31

WCDMA Band II (RMC 12.2Kbps)

Lowest Band Edge

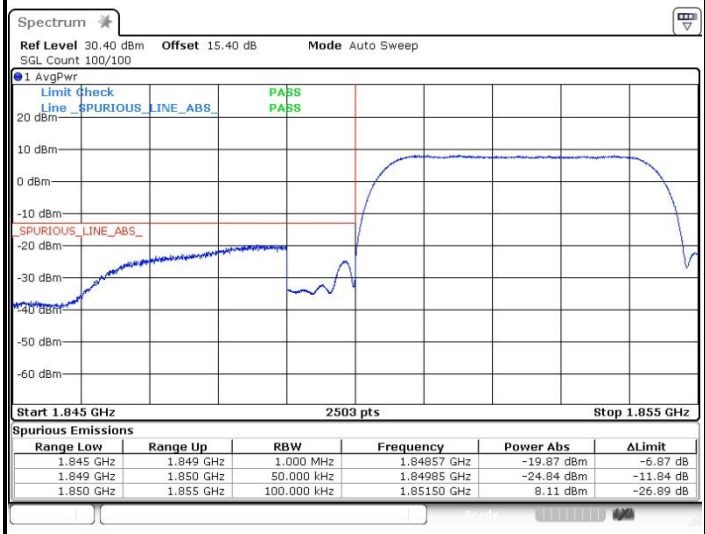

Spurious Emissions

Range Low	Range Up	RBW	Frequency	Power Abs	ΔLimit
1.845 GHz	1.849 GHz	1.000 MHz	1.84857 GHz	-19.87 dBm	-6.87 dB
1.849 GHz	1.850 GHz	50.000 kHz	1.84985 GHz	-24.84 dBm	-11.84 dB
1.850 GHz	1.855 GHz	100.000 kHz	1.85150 GHz	8.11 dBm	-26.89 dB

Date: 12.JUN.2022 15:26:04

Highest Band Edge

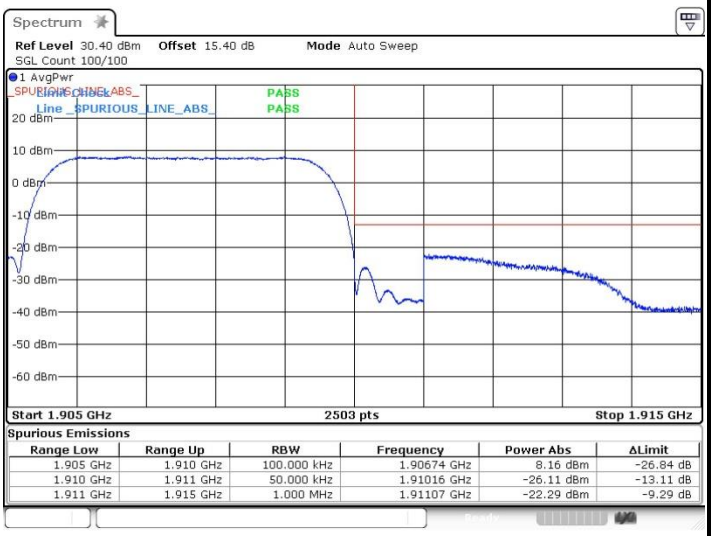

Spurious Emissions

Range Low	Range Up	RBW	Frequency	Power Abs	ΔLimit
1.905 GHz	1.910 GHz	100.000 kHz	1.90674 GHz	8.16 dBm	-26.84 dB
1.910 GHz	1.911 GHz	50.000 kHz	1.91016 GHz	-26.11 dBm	-13.11 dB
1.911 GHz	1.915 GHz	1.000 MHz	1.91107 GHz	-22.29 dBm	-9.29 dB

Date: 12.JUN.2022 15:27:38

WCDMA Band IV (RMC 12.2Kbps)

Lowest Band Edge

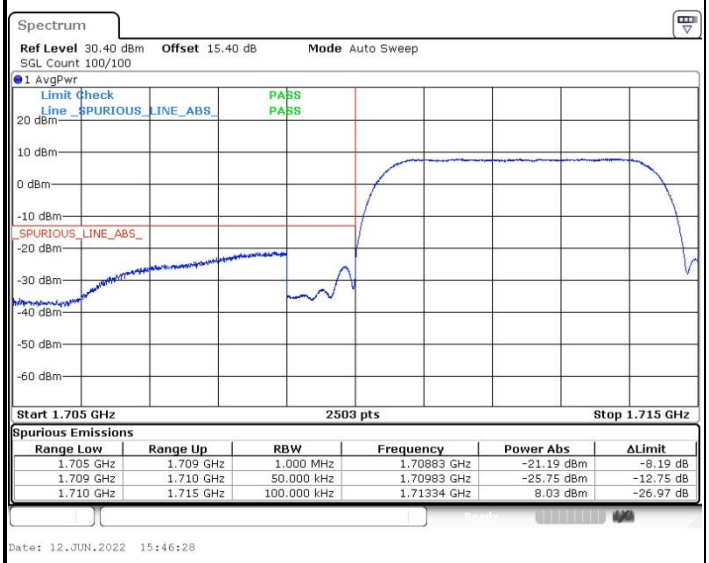

Spurious Emissions

Range Low	Range Up	RBW	Frequency	Power Abs	ΔLimit
1.705 GHz	1.709 GHz	1.000 MHz	1.70883 GHz	-21.19 dBm	-8.19 dB
1.709 GHz	1.710 GHz	50.000 kHz	1.70983 GHz	-25.75 dBm	-12.75 dB
1.710 GHz	1.715 GHz	100.000 kHz	1.71334 GHz	8.03 dBm	-26.97 dB

Date: 12.JUN.2022 15:46:28

Highest Band Edge

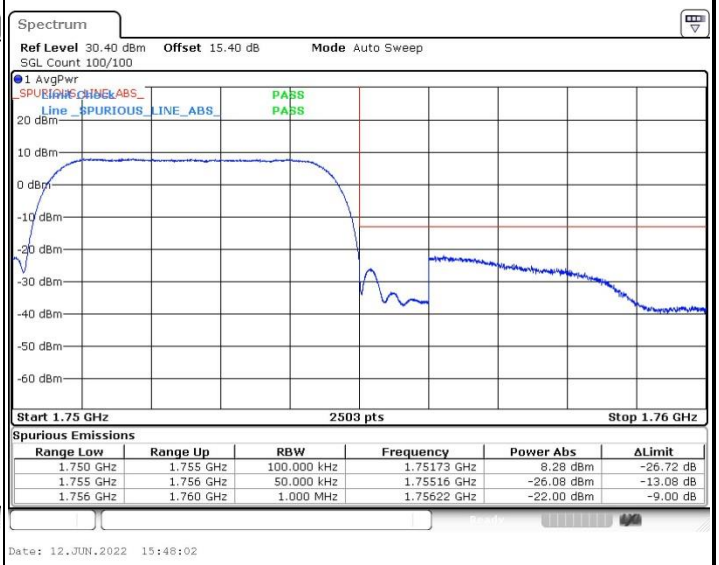

Spurious Emissions

Range Low	Range Up	RBW	Frequency	Power Abs	ΔLimit
1.750 GHz	1.755 GHz	100.000 kHz	1.75173 GHz	8.28 dBm	-26.72 dB
1.755 GHz	1.756 GHz	50.000 kHz	1.75516 GHz	-26.08 dBm	-13.08 dB
1.756 GHz	1.760 GHz	1.000 MHz	1.75622 GHz	-22.00 dBm	-9.00 dB

Date: 12.JUN.2022 15:48:02

Conducted Spurious Emission

WCDMA Band V (RMC 12.2Kbps)

Lowest Channel

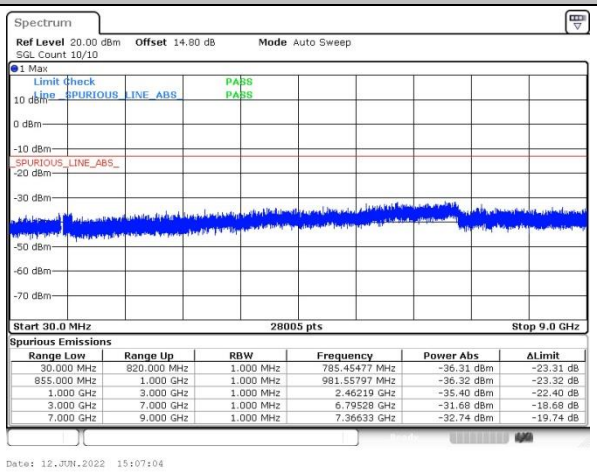

Spurious Emissions

Range Low	Range Up	RBW	Frequency	Power Abs	ΔLimit
30.000 MHz	820.000 MHz	1.000 MHz	785.45477 MHz	-36.31 dBm	-23.31 dB
855.000 MHz	1.000 GHz	1.000 MHz	981.55797 MHz	-36.32 dBm	-23.32 dB
1.000 GHz	3.000 GHz	1.000 MHz	2.46219 GHz	-35.40 dBm	-22.40 dB
3.000 GHz	7.000 GHz	1.000 MHz	6.79528 GHz	-31.68 dBm	-18.68 dB
7.000 GHz	9.000 GHz	1.000 MHz	7.36633 GHz	-32.74 dBm	-19.74 dB

Date: 12.JUN.2022 15:07:04

Middle Channel

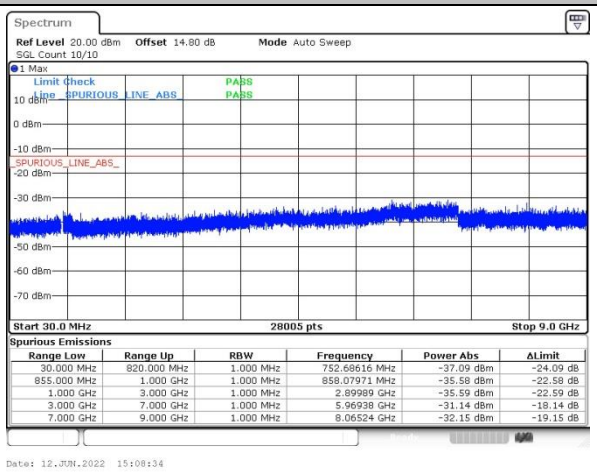

Spurious Emissions

Range Low	Range Up	RBW	Frequency	Power Abs	ΔLimit
30.000 MHz	820.000 MHz	1.000 MHz	752.68616 MHz	-37.09 dBm	-24.09 dB
855.000 MHz	1.000 GHz	1.000 MHz	858.07971 MHz	-35.58 dBm	-22.58 dB
1.000 GHz	3.000 GHz	1.000 MHz	2.89989 GHz	-35.59 dBm	-22.59 dB
3.000 GHz	7.000 GHz	1.000 MHz	5.96938 GHz	-31.14 dBm	-18.14 dB
7.000 GHz	9.000 GHz	1.000 MHz	8.06524 GHz	-32.15 dBm	-19.15 dB

Date: 12.JUN.2022 15:08:34

Highest Channel

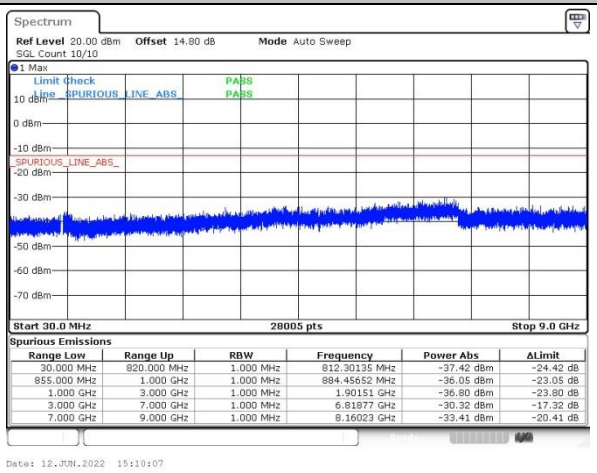

Spurious Emissions

Range Low	Range Up	RBW	Frequency	Power Abs	ΔLimit
30.000 MHz	820.000 MHz	1.000 MHz	812.30135 MHz	-37.42 dBm	-24.42 dB
855.000 MHz	1.000 GHz	1.000 MHz	884.45652 MHz	-36.05 dBm	-23.05 dB
1.000 GHz	3.000 GHz	1.000 MHz	1.90151 GHz	-36.80 dBm	-23.80 dB
3.000 GHz	7.000 GHz	1.000 MHz	6.81877 GHz	-30.32 dBm	-17.32 dB
7.000 GHz	9.000 GHz	1.000 MHz	8.16023 GHz	-33.41 dBm	-20.41 dB

Date: 12.JUN.2022 15:10:07

WCDMA Band II (RMC 12.2Kbps)

Lowest Channel

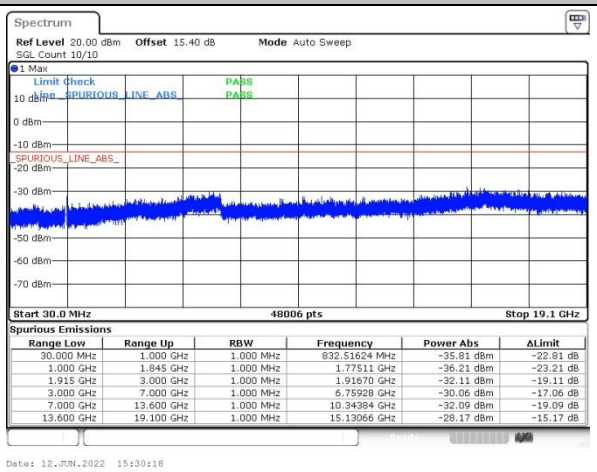

Spurious Emissions

Range Low	Range Up	RBW	Frequency	Power Abs	ΔLimit
30.000 MHz	1.000 GHz	1.000 MHz	832.51624 MHz	-35.81 dBm	-22.81 dB
1.000 GHz	1.845 GHz	1.000 MHz	1.77511 GHz	-36.21 dBm	-23.21 dB
1.915 GHz	3.000 GHz	1.000 MHz	1.91670 GHz	-32.11 dBm	-19.11 dB
3.000 GHz	7.000 GHz	1.000 MHz	6.75928 GHz	-30.06 dBm	-17.06 dB
7.000 GHz	13.600 GHz	1.000 MHz	10.34384 GHz	-32.09 dBm	-19.09 dB
13.600 GHz	19.100 GHz	1.000 MHz	15.13066 GHz	-28.17 dBm	-15.17 dB

Date: 12.JUN.2022 15:30:18

Middle Channel

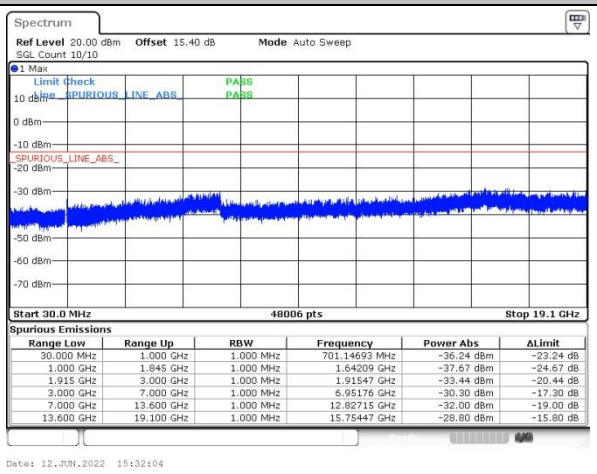

Spurious Emissions

Range Low	Range Up	RBW	Frequency	Power Abs	ΔLimit
30.000 MHz	1.000 GHz	1.000 MHz	701.14693 MHz	-36.24 dBm	-23.24 dB
1.000 GHz	1.845 GHz	1.000 MHz	1.64209 GHz	-37.67 dBm	-24.67 dB
1.915 GHz	3.000 GHz	1.000 MHz	1.91547 GHz	-33.44 dBm	-20.44 dB
3.000 GHz	7.000 GHz	1.000 MHz	6.95176 GHz	-30.30 dBm	-17.30 dB
7.000 GHz	13.600 GHz	1.000 MHz	12.82715 GHz	-32.00 dBm	-19.00 dB
13.600 GHz	19.100 GHz	1.000 MHz	15.75447 GHz	-28.80 dBm	-15.80 dB

Date: 12.JUN.2022 15:32:04

Highest Channel

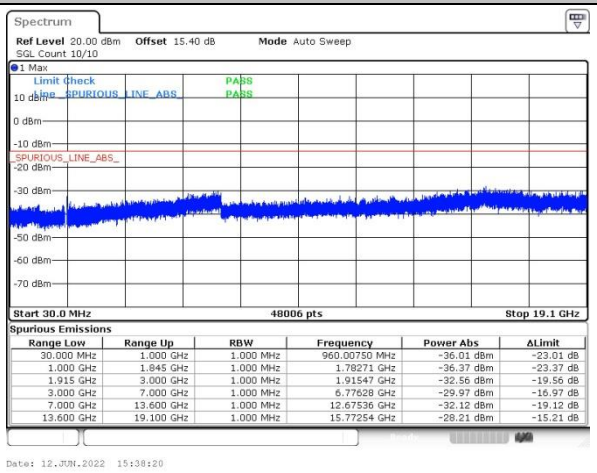

Spurious Emissions

Range Low	Range Up	RBW	Frequency	Power Abs	ΔLimit
30.000 MHz	1.000 GHz	1.000 MHz	960.00750 MHz	-36.01 dBm	-23.01 dB
1.000 GHz	1.845 GHz	1.000 MHz	1.78271 GHz	-36.37 dBm	-23.37 dB
1.915 GHz	3.000 GHz	1.000 MHz	1.91547 GHz	-32.56 dBm	-19.56 dB
3.000 GHz	7.000 GHz	1.000 MHz	6.77628 GHz	-29.97 dBm	-16.97 dB
7.000 GHz	13.600 GHz	1.000 MHz	12.67536 GHz	-32.12 dBm	-19.12 dB
13.600 GHz	19.100 GHz	1.000 MHz	15.77254 GHz	-28.21 dBm	-15.21 dB

Date: 12.JUN.2022 15:38:20

WCDMA Band IV (RMC 12.2Kbps)

Lowest Channel

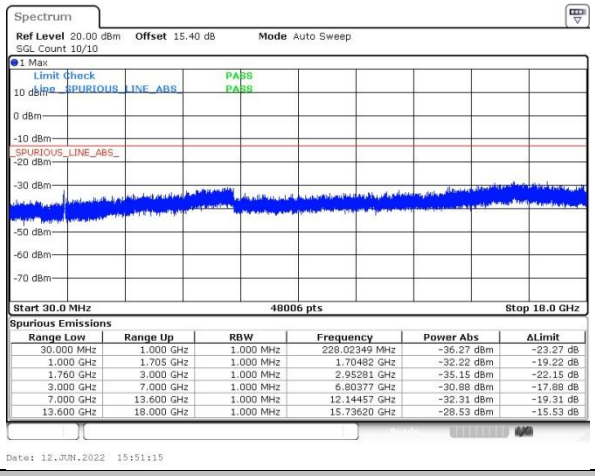

Spurious Emissions

Range Low	Range Up	RBW	Frequency	Power Abs	ΔLimit
30.000 MHz	1.000 GHz	1.000 MHz	228.02349 MHz	-36.27 dBm	-23.27 dB
1.000 GHz	1.705 GHz	1.000 MHz	1.70482 GHz	-32.22 dBm	-19.22 dB
1.760 GHz	3.000 GHz	1.000 MHz	2.95281 GHz	-35.15 dBm	-22.15 dB
3.000 GHz	7.000 GHz	1.000 MHz	6.80377 GHz	-30.88 dBm	-17.88 dB
7.000 GHz	13.600 GHz	1.000 MHz	12.14457 GHz	-32.31 dBm	-19.31 dB
13.600 GHz	18.000 GHz	1.000 MHz	15.73620 GHz	-28.53 dBm	-15.53 dB

Middle Channel

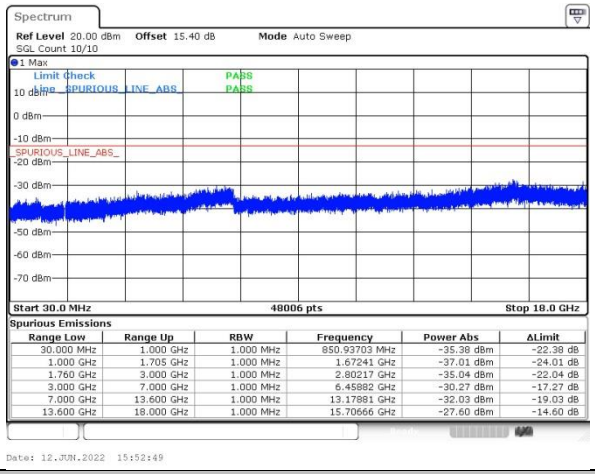

Spurious Emissions

Range Low	Range Up	RBW	Frequency	Power Abs	ΔLimit
30.000 MHz	1.000 GHz	1.000 MHz	850.93703 MHz	-35.38 dBm	-22.38 dB
1.000 GHz	1.705 GHz	1.000 MHz	1.67241 GHz	-37.01 dBm	-24.01 dB
1.760 GHz	3.000 GHz	1.000 MHz	2.80217 GHz	-35.04 dBm	-22.04 dB
3.000 GHz	7.000 GHz	1.000 MHz	6.45882 GHz	-30.27 dBm	-17.27 dB
7.000 GHz	13.600 GHz	1.000 MHz	13.17881 GHz	-32.03 dBm	-19.03 dB
13.600 GHz	18.000 GHz	1.000 MHz	15.70666 GHz	-27.60 dBm	-14.60 dB

Highest Channel

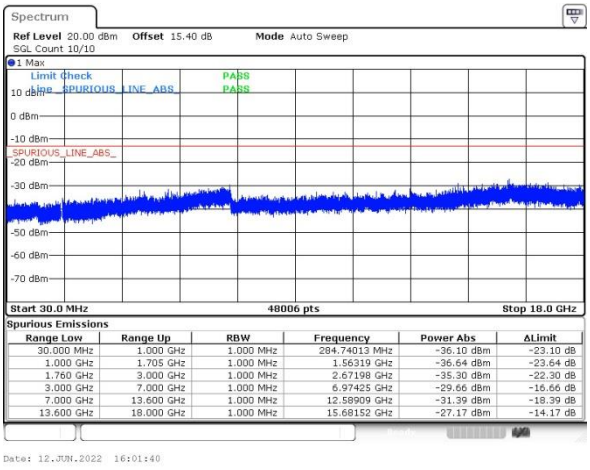

Spurious Emissions

Range Low	Range Up	RBW	Frequency	Power Abs	ΔLimit
30.000 MHz	1.000 GHz	1.000 MHz	284.74013 MHz	-36.10 dBm	-23.10 dB
1.000 GHz	1.705 GHz	1.000 MHz	1.56319 GHz	-36.64 dBm	-23.64 dB
1.760 GHz	3.000 GHz	1.000 MHz	2.67198 GHz	-35.30 dBm	-22.30 dB
3.000 GHz	7.000 GHz	1.000 MHz	6.97425 GHz	-29.66 dBm	-16.66 dB
7.000 GHz	13.600 GHz	1.000 MHz	12.58909 GHz	-31.39 dBm	-18.39 dB
13.600 GHz	18.000 GHz	1.000 MHz	15.68152 GHz	-27.17 dBm	-14.17 dB

Frequency Stability

Test Conditions	Middle Channel	WCDMA Band V (RMC 12.2Kbps)	Limit 2.5ppm
Temperature (°C)	Voltage (Volt)	Deviation (ppm)	Result
50	Normal Voltage	0.0049	PASS
40	Normal Voltage	0.0326	
30	Normal Voltage	0.0433	
20(Ref.)	Normal Voltage	0.0000	
10	Normal Voltage	0.0071	
0	Normal Voltage	0.0268	
-10	Normal Voltage	0.0059	
-20	Normal Voltage	0.0179	
-30	Normal Voltage	0.0337	
20	Maximum Voltage	0.0396	
20	Normal Voltage	0.0142	
20	Battery End Point	0.0067	

Test Conditions	Middle Channel	WCDMA Band II (RMC 12.2Kbps)	Limit Note 2.
Temperature (°C)	Voltage (Volt)	Deviation (ppm)	Result
50	Normal Voltage	0.0158	PASS
40	Normal Voltage	0.0142	
30	Normal Voltage	0.0133	
20(Ref.)	Normal Voltage	0.0000	
10	Normal Voltage	0.0146	
0	Normal Voltage	0.0137	
-10	Normal Voltage	0.0245	
-20	Normal Voltage	0.0079	
-30	Normal Voltage	0.0122	
20	Maximum Voltage	0.0176	
20	Normal Voltage	0.0142	
20	Battery End Point	0.0056	

Test Conditions	Middle Channel	WCDMA Band IV (RMC 12.2Kbps)	Limit Note 2.
Temperature (°C)	Voltage (Volt)	Deviation (ppm)	Result
50	Normal Voltage	0.0043	PASS
40	Normal Voltage	0.0172	
30	Normal Voltage	0.0006	
20(Ref.)	Normal Voltage	0.0000	
10	Normal Voltage	0.0022	
0	Normal Voltage	0.0047	
-10	Normal Voltage	0.0123	
-20	Normal Voltage	0.0155	
-30	Normal Voltage	0.0049	
20	Maximum Voltage	0.0023	
20	Normal Voltage	0.0037	
20	Battery End Point	0.0109	

Note:

1. Normal Voltage = 3.87V ; Battery End Point (BEP) =3.55V. ; Maximum Voltage =4.45V
2. The frequency fundamental emissions stay within the authorized frequency block based on the frequency deviation measured is small.

Appendix B. Test Results of Radiated Test

Radiated Spurious Emission

Test Engineer :	Chris Chen	Temperature :	23~25℃
		Relative Humidity :	41~42%

GSM850 (GPRS)								
Channel	Frequency (MHz)	ERP (dBm)	Limit (dBm)	Over Limit (dB)	S.G. Power (dBm)	TX Cable loss (dB)	TX Antenna Gain (dBi)	Polarization (H/V)
Lowest	1648	-59.01	-13	-46.01	-65.98	1.58	10.70	H
	2472	-49.43	-13	-36.43	-57.68	2.102	12.50	H
	3296	-59.42	-13	-46.42	-68.31	2.856	13.90	H
	1648	-61.17	-13	-48.17	-68.14	1.58	10.70	V
	2472	-50.07	-13	-37.07	-58.32	2.10	12.50	V
	3296	-59.38	-13	-46.38	-68.27	2.86	13.90	V
Middle	1672	-57.19	-13	-44.19	-64.16	1.58	10.70	H
	2508	-36.30	-13	-23.30	-44.55	2.102	12.50	H
	3348	-60.79	-13	-47.79	-69.68	2.856	13.90	H
	1672	-59.74	-13	-46.74	-66.71	1.58	10.70	V
	2508	-43.16	-13	-30.16	-51.41	2.10	12.50	V
	3348	-60.50	-13	-47.50	-69.39	2.86	13.90	V
Highest	1696	-58.63	-13	-45.63	-65.60	1.58	10.70	H
	2544	-41.73	-13	-28.73	-49.98	2.102	12.50	H
	3392	-59.04	-13	-46.04	-67.93	2.856	13.90	H
	1696	-58.77	-13	-45.77	-65.74	1.58	10.70	V
	2544	-45.85	-13	-32.85	-54.10	2.10	12.50	V
	3392	-59.27	-13	-46.27	-68.16	2.86	13.90	V

Remark: Spurious emissions within 30-1000MHz were found more than 20dB below limit line.

GSM850 (EDGE)								
Channel	Frequency (MHz)	ERP (dBm)	Limit (dBm)	Over Limit (dB)	S.G. Power (dBm)	TX Cable loss (dB)	TX Antenna Gain (dBi)	Polarization (H/V)
Lowest	1648	-61.28	-13	-48.28	-68.25	1.58	10.70	H
	2472	-41.33	-13	-28.33	-49.58	2.102	12.50	H
	3296	-59.42	-13	-46.42	-68.31	2.856	13.90	H
	1648	-64.05	-13	-51.05	-71.02	1.58	10.70	V
	2472	-50.55	-13	-37.55	-58.80	2.10	12.50	V
	3296	-59.54	-13	-46.54	-68.43	2.86	13.90	V
Middle	1672	-55.93	-13	-42.93	-62.90	1.58	10.70	H
	2512	-44.83	-13	-31.83	-53.08	2.102	12.50	H
	3344	-59.85	-13	-46.85	-68.74	2.856	13.90	H
	1672	-61.31	-13	-48.31	-68.28	1.58	10.70	V
	2512	-51.89	-13	-38.89	-60.14	2.10	12.50	V
	3344	-60.10	-13	-47.10	-68.99	2.86	13.90	V
Highest	1696	-60.22	-13	-47.22	-67.19	1.58	10.70	H
	2544	-48.59	-13	-35.59	-56.84	2.102	12.50	H
	3392	-59.16	-13	-46.16	-68.05	2.856	13.90	H
	1696	-60.71	-13	-47.71	-67.68	1.58	10.70	V
	2544	-51.84	-13	-38.84	-60.09	2.10	12.50	V
	3392	-59.09	-13	-46.09	-67.98	2.86	13.90	V

Remark: Spurious emissions within 30-1000MHz were found more than 20dB below limit line.

GSM1900 (GPRS)								
Channel	Frequency (MHz)	ERP (dBm)	Limit (dBm)	Over Limit (dB)	S.G. Power (dBm)	TX Cable loss (dB)	TX Antenna Gain (dBi)	Polarization (H/V)
Lowest	3702	-51.53	-13	-38.53	-63.79	2.641	14.90	H
	5550	-44.56	-13	-31.56	-56.42	2.94	14.80	H
	7404	-48.21	-13	-35.21	-57.98	3.39	13.16	H
	3699	-55.45	-13	-42.45	-67.71	2.64	14.90	V
	5550	-47.52	-13	-34.52	-59.38	2.94	14.80	V
	7404	-47.95	-13	-34.95	-57.72	3.39	13.16	V
Middle	3759	-42.68	-13	-29.68	-54.94	2.641	14.90	H
	5640	-45.86	-13	-32.86	-57.72	2.94	14.80	H
	7524	-47.84	-13	-34.84	-57.61	3.39	13.16	H
	3759	-50.73	-13	-37.73	-62.99	2.64	14.90	V
	5640	-48.84	-13	-35.84	-60.70	2.94	14.80	V
	7524	-47.88	-13	-34.88	-57.65	3.39	13.16	V
Highest	3819	-50.83	-13	-37.83	-63.09	2.641	14.90	H
	5730	-44.10	-13	-31.10	-55.96	2.94	14.80	H
	7632	-47.73	-13	-34.73	-57.50	3.39	13.16	H
	3819	-52.38	-13	-39.38	-64.64	2.64	14.90	V
	5730	-48.01	-13	-35.01	-59.87	2.94	14.80	V
	7632	-48.02	-13	-35.02	-57.79	3.39	13.16	V

Remark: Spurious emissions within 30-1000MHz were found more than 20dB below limit line.

GSM1900 (EDGE)								
Channel	Frequency (MHz)	ERP (dBm)	Limit (dBm)	Over Limit (dB)	S.G. Power (dBm)	TX Cable loss (dB)	TX Antenna Gain (dBi)	Polarization (H/V)
Lowest	3699	-53.02	-13	-40.02	-65.28	2.641	14.90	H
	5550	-51.52	-13	-38.52	-63.38	2.94	14.80	H
	7404	-52.16	-13	-39.16	-61.93	3.39	13.16	H
	3699	-56.13	-13	-43.13	-68.39	2.64	14.90	V
	5550	-50.57	-13	-37.57	-62.43	2.94	14.80	V
	7404	-52.51	-13	-39.51	-62.28	3.39	13.16	V
Middle	3759	-50.11	-13	-37.11	-62.37	2.641	14.90	H
	5640	-47.71	-13	-34.71	-59.57	2.94	14.80	H
	7524	-52.02	-13	-39.02	-61.79	3.39	13.16	H
	3759	-56.34	-13	-43.34	-68.60	2.64	14.90	V
	5640	-41.55	-13	-28.55	-53.41	2.94	14.80	V
	7524	-51.77	-13	-38.77	-61.54	3.39	13.16	V
Highest	3819	-52.80	-13	-39.80	-65.06	2.641	14.90	H
	5730	-51.89	-13	-38.89	-63.75	2.94	14.80	H
	7632	-52.31	-13	-39.31	-62.08	3.39	13.16	H
	3819	-56.56	-13	-43.56	-68.82	2.64	14.90	V
	5730	-51.56	-13	-38.56	-63.42	2.94	14.80	V
	7632	-51.93	-13	-38.93	-61.70	3.39	13.16	V

Remark: Spurious emissions within 30-1000MHz were found more than 20dB below limit line.

WCDMA Band V(RMC 12.2Kbps)								
Channel	Frequency (MHz)	ERP (dBm)	Limit (dBm)	Over Limit (dB)	S.G. Power (dBm)	TX Cable loss (dB)	TX Antenna Gain (dBi)	Polarization (H/V)
Lowest	1656	-65.34	-13	-52.34	-72.31	1.58	10.70	H
	2480	-60.99	-13	-47.99	-69.24	2.102	12.50	H
	3304	-59.94	-13	-46.94	-68.83	2.856	13.90	H
	1656	-64.58	-13	-51.58	-71.55	1.58	10.70	V
	2480	-59.27	-13	-46.27	-67.52	2.10	12.50	V
	3304	-59.41	-13	-46.41	-68.30	2.86	13.90	V
Middle	1672	-64.96	-13	-51.96	-71.93	1.58	10.70	H
	2512	-60.02	-13	-47.02	-68.27	2.102	12.50	H
	3344	-60.18	-13	-47.18	-69.07	2.856	13.90	H
	1672	-64.04	-13	-51.04	-71.01	1.58	10.70	V
	2512	-59.43	-13	-46.43	-67.68	2.10	12.50	V
	3344	-59.73	-13	-46.73	-68.62	2.86	13.90	V
Highest	1696	-65.41	-13	-52.41	-72.38	1.58	10.70	H
	2536	-60.72	-13	-47.72	-68.97	2.102	12.50	H
	3384	-60.00	-13	-47.00	-68.89	2.856	13.90	H
	1696	-63.96	-13	-50.96	-70.93	1.58	10.70	V
	2536	-60.27	-13	-47.27	-68.52	2.10	12.50	V
	3384	-60.05	-13	-47.05	-68.94	2.86	13.90	V

Remark: Spurious emissions within 30-1000MHz were found more than 20dB below limit line.

WCDMA Band II(RMC 12.2Kbps)								
Channel	Frequency (MHz)	EIRP (dBm)	Limit (dBm)	Over Limit (dB)	S.G. Power (dBm)	TX Cable loss (dB)	TX Antenna Gain (dBi)	Polarization (H/V)
Lowest	3705	-57.61	-13	-44.61	-69.87	2.641	14.90	H
	5556	-55.99	-13	-42.99	-67.85	2.94	14.80	H
	7404	-52.89	-13	-39.89	-62.66	3.39	13.16	H
	3705	-57.38	-13	-44.38	-69.64	2.64	14.90	V
	5556	-55.81	-13	-42.81	-67.67	2.94	14.80	V
	7404	-52.46	-13	-39.46	-62.23	3.39	13.16	V
Middle	3759	-57.42	-13	-44.42	-69.68	2.641	14.90	H
	5640	-55.05	-13	-42.05	-66.91	2.94	14.80	H
	7524	-52.15	-13	-39.15	-61.92	3.39	13.16	H
	3759	-57.50	-13	-44.50	-69.76	2.64	14.90	V
	5640	-54.99	-13	-41.99	-66.85	2.94	14.80	V
	7524	-51.97	-13	-38.97	-61.74	3.39	13.16	V
Highest	3813	-57.65	-13	-44.65	-69.91	2.641	14.90	H
	5721	-55.10	-13	-42.10	-66.96	2.94	14.80	H
	7632	-51.01	-13	-38.01	-60.78	3.39	13.16	H
	3813	-57.14	-13	-44.14	-69.40	2.64	14.90	V
	5721	-55.13	-13	-42.13	-66.99	2.94	14.80	V
	7632	-51.94	-13	-38.94	-61.71	3.39	13.16	V

Remark: Spurious emissions within 30-1000MHz were found more than 20dB below limit line.

WCDMA Band IV(RMC 12.2Kbps)								
Channel	Frequency (MHz)	EIRP (dBm)	Limit (dBm)	Over Limit (dB)	S.G. Power (dBm)	TX Cable loss (dB)	TX Antenna Gain (dBi)	Polarization (H/V)
Lowest	3423	-58.64	-13	-45.64	-69.38	2.604	13.34	H
	5136	-55.03	-13	-42.03	-65.54	3.011	13.52	H
	6852	-53.93	-13	-40.93	-64.13	3.271	13.47	H
	3423	-58.71	-13	-45.71	-69.45	2.604	13.34	V
	5136	-54.94	-13	-41.94	-65.45	3.011	13.52	V
	6852	-54.03	-13	-41.03	-64.23	3.271	13.47	V
Middle	3465	-58.61	-13	-45.61	-69.35	2.604	13.34	H
	5196	-54.74	-13	-41.74	-65.25	3.011	13.52	H
	6936	-54.02	-13	-41.02	-64.22	3.271	13.47	H
	3465	-58.75	-13	-45.75	-69.49	2.604	13.34	V
	5196	-54.98	-13	-41.98	-65.49	3.011	13.52	V
	6936	-54.23	-13	-41.23	-64.43	3.271	13.47	V
Highest	3504	-58.11	-13	-45.11	-68.85	2.604	13.34	H
	5256	-55.48	-13	-42.48	-65.99	3.011	13.52	H
	7008	-53.38	-13	-40.38	-63.58	3.271	13.47	H
	3504	-58.22	-13	-45.22	-68.96	2.604	13.34	V
	5256	-55.41	-13	-42.41	-65.92	3.011	13.52	V
	7008	-53.85	-13	-40.85	-64.05	3.271	13.47	V

Remark: Spurious emissions within 30-1000MHz were found more than 20dB below limit line.