FCC RADIO TEST REPORT

FCC ID	:	**UZ7ET56DT**
Equipment	:	**Tablet**
Brand Name	:	**Zebra**
Model Name	:	**ET56DT**
Applicant	:	**Zebra Technologies Corporation 1 Zebra Plaza, Holtsville, NY 11742**
Manufacturer	:	**Zebra Technologies Corporation 1 Zebra Plaza, Holtsville, NY 11742**
Standard	:	**FCC Part 15 Subpart E §15.407**

The product was received on Jul. 30, 2020 and testing was started from Aug. 04, 2020 and completed on Sep. 13, 2020. We, SPORTON INTERNATIONAL INC., EMC & Wireless Communications Laboratory, would like to declare that the tested sample has been evaluated in accordance with the test procedures and has been in compliance with the applicable technical standards.

The test results in this report apply exclusively to the tested model / sample. Without written approval of SPORTON INTERNATIONAL INC. EMC & Wireless Communications Laboratory, the test report shall not be reproduced except in full.

Louis Wu

Approved by: Louis Wu

SPORTON INTERNATIONAL INC. EMC & Wireless Communications Laboratory

No. 52, Huaya 1st Rd., Guishan Dist., Taoyuan City, Taiwan (R.O.C.)

Table of Contents

History of this test report **3**
Summary of Test Result **4**
1 General Description **5**
1.1 Product Feature of Equipment Under Test 5
1.2 Product Specification of Equipment Under Test 6
1.3 Modification of EUT 8
1.4 Testing Location 9
1.5 Applicable Standards 9
2 Test Configuration of Equipment Under Test **10**
2.1 Carrier Frequency and Channel 10
2.2 Test Mode 12
2.3 Connection Diagram of Test System 25
2.4 Support Unit used in test configuration and system 26
2.5 EUT Operation Test Setup 26
2.6 Measurement Results Explanation Example 27
3 Test Result **28**
3.1 26dB & 99% Occupied Bandwidth Measurement 28
3.2 Maximum Conducted Output Power Measurement 37
3.3 Power Spectral Density Measurement 44
3.4 Unwanted Emissions Measurement 53
3.5 AC Conducted Emission Measurement 60
3.6 Automatically Discontinue Transmission 62
3.7 Antenna Requirements 63
4 List of Measuring Equipment **65**
5 Uncertainty of Evaluation **67**
Appendix A. AC Conducted Emission Test Result
Appendix B. Radiated Spurious Emission
Appendix C. Radiated Spurious Emission Plots
Appendix D. Duty Cycle Plots
Appendix E. Setup Photographs

History of this test report

Report No.	Version	Description	Issued Date
FR072903-01E	01	Initial issue of report	Sep. 17, 2020

Summary of Test Result

Report Clause	Ref Std. Clause	Test Items	Result (PASS/FAIL)	Remark
3.1	15.403(i)	26dB Bandwidth	Pass	-
3.1	2.1049	99% Occupied Bandwidth	Reporting only	-
3.2	15.407(a)	Maximum Conducted Output Power	Pass	-
3.3	15.407(a)	Power Spectral Density	Pass	-
3.4	15.407(b)	Unwanted Emissions	Pass	Under limit 1.25 dB at 5143.000 MHz
3.5	15.207	AC Conducted Emission	Pass	Under limit 15.76 dB at 0.165 MHz
3.6	15.407(c)	Automatically Discontinue Transmission	Pass	-
3.7	15.203 15.407(a)	Antenna Requirement	Pass	-

Declaration of Conformity:
The test results with all measurement uncertainty excluded are presented in accordance with the regulation limits or requirements declared by manufacturers.
Comments and Explanations:
The declared of product specification for EUT presented in the report are provided by the manufacturer, and the manufacturer takes all the responsibilities for the accuracy of product specification.

Reviewed by: Wii Chang

Report Producer: Amy Chen

1 General Description

1.1 Product Feature of Equipment Under Test

Product Feature	
Equipment	Tablet
Brand Name	Zebra
Model Name	ET56DT
FCC ID	UZ7ET56DT
EUT supports Radios application	WCDMA/HSPA/LTE/NFC/GNSS WLAN 11a/b/g/n HT20/HT40 WLAN 11ac VHT20/VHT40/VHT80 Bluetooth BR/EDR/LE
HW Version	DV1
SW Version	Android 10
FW Version	10-13-05.00-QG-U00-PRD-HEL-04 (For TX/Normal mode) 10-11-23.00-QG-U00-PLT-HEL-04 (For TXBF mode)
MFD	15JUL20
EUT Stage	Identical Prototype

Remark: The above EUT's information was declared by manufacturer.

Specification of Accessories				
Spare Standard Battery 36.75Wh	**Brand Name**	Zebra	**Part Number**	BT-000394

Supported Unit Used in Test Configuration and System				
Cradle (Dock) for EMC	**Brand Name**	Zebra	**Part Number**	CRD-ET5X-1SCG1
Cradle (Dock) for RSE	**Brand Name**	Zebra	**Part Number**	CHG-ET5X-CBL1-01
Adapter for Cradle	**Brand Name**	Zebra	**Part Number**	PWRBGA12V50W0WW
DC Cable for Cradle	**Brand Name**	Zebra	**Part Number**	CBL-DC-388A1-01
USB Cable	**Brand Name**	Zebra	**Part Number**	CBL-TC2X-USBC-01
Adapter	**Brand Name**	Zebra	**Part Number**	PWR-WUA5V12W0US

1.2 Product Specification of Equipment Under Test

Product Specification subjective to this standard	
Tx/Rx Frequency Range	5180 MHz ~ 5240 MHz 5260 MHz ~ 5320 MHz 5500 MHz ~ 5720 MHz
Maximum Output Power to Antenna <CDD Mode>	**<5180 MHz ~ 5240 MHz>** **<Ant. 1>** 802.11a : 19.70 dBm / 0.0933 W 802.11n HT20 : 19.70 dBm / 0.0933 W 802.11n HT40 : 18.90 dBm / 0.0776 W 802.11ac VHT20: 19.60 dBm / 0.0912 W 802.11ac VHT40: 18.80 dBm / 0.0759 W 802.11ac VHT80: 18.50 dBm / 0.0708 W **<Ant. 2>** 802.11a : 19.60 dBm / 0.0912 W 802.11n HT20 : 19.90 dBm / 0.977 W 802.11n HT40 : 18.60 dBm / 0.0724 W 802.11ac VHT20: 19.80 dBm / 0.0955 W 802.11ac VHT40: 18.50 dBm / 0.0708 W 802.11ac VHT80: 18.60 dBm / 0.0724 W **MIMO <Ant. 1+2>** 802.11a : 21.86 dBm / 0.1535 W 802.11n HT20 : 21.86 dBm / 0.1535 W 802.11n HT40 : 21.76 dBm / 0.1500 W 802.11ac VHT20: 21.76 dBm / 0.1500 W 802.11ac VHT40: 21.66 dBm / 0.1466 W 802.11ac VHT80: 21.07 dBm / 0.1279 W **<5260 MHz ~ 5320 MHz>** **<Ant. 1>** 802.11a : 19.90 dBm / 0.0977 W 802.11n HT20 : 19.90 dBm / 0.0977 W 802.11n HT40 : 18.80 dBm / 0.0759 W 802.11ac VHT20: 19.80 dBm / 0.0955 W 802.11ac VHT40: 18.70 dBm / 0.0741 W 802.11ac VHT80: 16.40 dBm / 0.0437 W **<Ant. 2>** 802.11a : 19.80 dBm / 0.0955 W 802.11n HT20 : 19.80 dBm / 0.0955 W 802.11n HT40 : 18.90 dBm / 0.0776 W 802.11ac VHT20: 19.70 dBm / 0.0933 W 802.11ac VHT40: 18.80 dBm / 0.0759 W 802.11ac VHT80: 17.10 dBm / 0.0513 W **MIMO <Ant. 1+2>** 802.11a : 22.21 dBm / 0.1663 W 802.11n HT20 : 22.21 dBm / 0.1663 W 802.11n HT40 : 21.61 dBm / 0.1449 W 802.11ac VHT20: 22.11 dBm / 0.1626 W 802.11ac VHT40: 21.51 dBm / 0.1416 W 802.11ac VHT80: 19.06 dBm / 0.0805 W

Product Specification subjective to this standard	
Maximum Output Power to Antenna <CDD Mode>	**<5500 MHz ~ 5720 MHz>** **<Ant. 1>** 802.11a : 19.90 dBm / 0.0977 W 802.11n HT20 : 19.90 dBm / 0.0977 W 802.11n HT40 : 19.00 dBm / 0.0794 W 802.11ac VHT20: 19.80 dBm / 0.0955 W 802.11ac VHT40: 18.90 dBm / 0.0776 W 802.11ac VHT80: 19.40 dBm / 0.0871 W **<Ant. 2>** 802.11a : 20.00 dBm / 0.1000 W 802.11n HT20 : 19.80 dBm / 0.0955 W 802.11n HT40 : 18.80 dBm / 0.0759 W 802.11ac VHT20: 19.70 dBm / 0.0933 W 802.11ac VHT40: 18.70 dBm / 0.0741 W 802.11ac VHT80: 19.40 dBm / 0.0871 W **MIMO <Ant. 1+2>** 802.11a : 22.41 dBm / 0.1742 W 802.11n HT20 : 22.46 dBm / 0.1762 W 802.11n HT40 : 21.91 dBm / 0.1552 W 802.11ac VHT20: 22.26 dBm / 0.1683 W 802.11ac VHT40: 21.81 dBm / 0.1517 W 802.11ac VHT80: 22.21 dBm / 0.1663 W
Maximum Output Power to Antenna <TXBF Mode>	**MIMO <Ant. 1+2>** **<5180 MHz ~ 5240 MHz>** 802.11ac VHT20: 20.77 dBm / 0.1194 W 802.11ac VHT40: 21.37 dBm / 0.1371 W 802.11ac VHT80: 20.91 dBm / 0.1233 W **<5260 MHz ~ 5320 MHz>** 802.11ac VHT20: 20.78 dBm / 0.1197 W 802.11ac VHT40: 21.40 dBm / 0.1380 W 802.11ac VHT80: 19.72 dBm / 0.0938 W **<5500 MHz ~ 5720 MHz>** 802.11ac VHT20: 20.74 dBm / 0.1186 W 802.11ac VHT40: 21.48 dBm / 0.1406 W 802.11ac VHT80: 21.96 dBm / 0.1570 W

Product Specification subjective to this standard	
99% Occupied Bandwidth <CDD Mode>	**<Ant. 1>** 802.11a : 16.75 MHz 802.11n HT20 : 17.95 MHz 802.11n HT40 : 36.70 MHz 802.11ac VHT80 : 76.92 MHz **<Ant. 2>** 802.11a : 16.75 MHz 802.11n HT20 : 17.90 MHz 802.11n HT40 : 36.60 MHz 802.11ac VHT80 : 76.92 MHz **MIMO <Ant. 1>** 802.11a : 16.80 MHz 802.11n HT20 : 17.95 MHz 802.11n HT40 : 36.60 MHz 802.11ac VHT80 : 76.92 MHz **MIMO <Ant. 2>** 802.11a : 16.65 MHz 802.11n HT20 : 17.85 MHz 802.11n HT40 : 36.60 MHz 802.11ac VHT80 : 76.80 MHz
99% Occupied Bandwidth <TXBF Mode>	**MIMO <Ant. 1>** 802.11ac VHT20 : 17.78 MHz 802.11ac VHT40 : 36.76 MHz 802.11ac VHT80 : 78.04 MHz **MIMO <Ant. 2>** 802.11ac VHT20 : 19.03 MHz 802.11ac VHT40 : 36.66 MHz 802.11ac VHT80 : 77.80 MHz
Antenna Type / Gain	**<5180 MHz ~ 5240 MHz>** **Ant. 1 :** Chip Antenna with gain 3.06 dBi **Ant. 2 :** Chip Antenna with gain 2.24 dBi **<5260 MHz ~ 5320 MHz>** **Ant. 1 :** Chip Antenna with gain 3.10 dBi **Ant. 2 :** Chip Antenna with gain 2.60 dBi **<5500 MHz ~ 5720 MHz>** **Ant. 1 :** Chip Antenna with gain 2.65 dBi **Ant. 2 :** Chip Antenna with gain 2.48 dBi
Type of Modulation	802.11a/n : OFDM (BPSK/QPSK/16QAM/64QAM) 802.11ac : OFDM (BPSK/QPSK/16QAM/64QAM/256QAM)
Antenna Function Description	

	Ant. 1	Ant. 2
802.11 a/n/ac	V	V
802.11 a/n/ac MIMO	V	V
802.11 ac TXBF	V	V

Note: MIMO Ant. 1+2 is a calculated result from sum of the power MIMO Ant. 1 and MIMO Ant. 2.

1.3 Modification of EUT

No modifications are made to the EUT during all test items.

1.4 Testing Location

Test Site	SPORTON INTERNATIONAL INC. EMC & Wireless Communications Laboratory	
Test Site Location	No.52, Huaya 1st Rd., Guishan Dist., Taoyuan City, Taiwan (R.O.C.) TEL: +886-3-327-3456 FAX: +886-3-328-4978	
Test Site No.	**Sporton Site No.**	
	TH05-HY	CO05-HY

Note: The test site complies with ANSI C63.4 2014 requirement.

Test Site	SPORTON INTERNATIONAL INC. EMC & Wireless Communications Laboratory
Test Site Location	No.58, Aly. 75, Ln. 564, Wenhua 3rd, Rd., Guishan Dist., Taoyuan City, Taiwan (R.O.C.) TEL: +886-3-327-0868 FAX: +886-3-327-0855
Test Site No.	**Sporton Site No.**
	03CH15-HY

Note: The test site complies with ANSI C63.4 2014 requirement.

FCC designation No.: TW1190 and TW0007

1.5 Applicable Standards

According to the specifications of the manufacturer, the EUT must comply with the requirements of the following standards:

- FCC Part 15 Subpart E
- FCC KDB 789033 D02 General UNII Test Procedures New Rules v02r01.
- FCC KDB 414788 D01 Radiated Test Site v01r01.
- FCC KDB 662911 D01 Multiple Transmitter Output v02r01.
- ANSI C63.10-2013

Remark:

1. All test items were verified and recorded according to the standards and without any deviation during the test.
2. The TAF code is not including all the FCC KDB listed without accreditation.
3. This EUT has also been tested and complied with the requirements of FCC Part 15, Subpart B, recorded in a separate test report.

2 Test Configuration of Equipment Under Test

a. The EUT has been associated with peripherals and configuration operated in a manner tended to maximize its emission characteristics in a typical application. Frequency range investigated: conduction emission (150 kHz to 30 MHz), radiation emission (9 kHz to the 10th harmonic of the highest fundamental frequency or to 40 GHz, whichever is lower). For radiated measurement, pre-scanned in three orthogonal panels, X, Y, Z. The worst cases (X plane) were recorded in this report.

b. AC power line Conducted Emission was tested under maximum output power.

2.1 Carrier Frequency and Channel

Frequency Band	Channel	Freq. (MHz)	Channel	Freq. (MHz)
5150-5250 MHz Band 1 (U-NII-1)	36	5180	44	5220
	38*	5190	46*	5230
	40	5200	48	5240
	42#	5210		

Frequency Band	Channel	Freq. (MHz)	Channel	Freq. (MHz)
5250-5350 MHz Band 2 (U-NII-2A)	52	5260	60	5300
	54*	5270	62*	5310
	56	5280	64	5320
	58#	5290		

Frequency Band	Channel	Freq. (MHz)	Channel	Freq. (MHz)
5470-5725 MHz Band 3 (U-NII-2C)	100	5500	112	5560
	102*	5510	116	5580
	104	5520	132	5660
	106#	5530	134*	5670
	108	5540	136	5680
	110*	5550	140	5700

Frequency Band	Channel	Freq. (MHz)	Channel	Freq. (MHz)
TDWR Channel	118*	5590	124	5620
	120	5600	126*	5630
	122#	5610	128	5640

Frequency Band	Channel	Freq. (MHz)	Channel	Freq. (MHz)
Straddle Channel	138#	5690	144	5720
	142*	5710		

Note:

1. The above Frequency and Channel in "*" were 802.11n HT40 and 802.11ac VHT40.
2. The above Frequency and Channel in "#" were 802.11ac VHT80.

2.2 Test Mode

Final test modes are considering the modulation and worse data rates as below table.

CDD Mode

Modulation	Data Rate
802.11a	6 Mbps
802.11n HT20	MCS0
802.11n HT40	MCS0
802.11ac VHT20 (Covered by HT20)	MCS0
802.11ac VHT40 (Covered by HT40)	MCS0
802.11ac VHT80	MCS0

TXBF Mode

Modulation	Data Rate
802.11ac VHT20	MCS0
802.11ac VHT40	MCS0
802.11ac VHT80	MCS0

Test Cases	
AC Conducted Emission	Mode 1: WCDMA Band II Idle + WLAN (5GHz) Link + Bluetooth Link + USB Cable + USB File transfer with Notebook (eMMC to Notebook) + Adapter with DC Cable + NFC On + Dock (Charging with Tablet (ET56DT)) + Front Camera + SD Card (Play MP3)
Remark: USB File Transfer with Notebook means data application transferred mode between EUT and storage device.	

<CDD Mode>

Ch. #		Band I：5150-5250 MHz	Band II：5250-5350 MHz	Band III：5470-5725MHz
		802.11a	802.11a	802.11a
L	Low	36	52	100
M	Middle	44	60	116
H	High	48	64	140
Straddle		-	-	144

Ch. #		Band I：5150-5250 MHz	Band II：5250-5350 MHz	Band III：5470-5725MHz
		802.11n HT20	802.11n HT20	802.11n HT20
L	Low	36	52	100
M	Middle	44	60	116
H	High	48	64	140
Straddle		-	-	144

Ch. #		Band I：5150-5250 MHz	Band II：5250-5350 MHz	Band III：5470-5725MHz
		802.11n HT40	802.11n HT40	802.11n HT40
L	Low	38	54	102
M	Middle	-	-	110
H	High	46	62	134
Straddle		-	-	142

Ch. #		Band I：5150-5250 MHz	Band II：5250-5350 MHz	Band III：5470-5725MHz
		802.11ac VHT80	802.11ac VHT80	802.11ac VHT80
L	Low	-	-	106
M	Middle	42	58	122
H	High	-	-	-
Straddle		-	-	138

<TXBF Mode>

Ch. #		Band I：5150-5250 MHz	Band II：5250-5350 MHz	Band III：5470-5725MHz
		802.11ac VHT20	802.11ac VHT20	802.11ac VHT20
L	Low	36	52	100
M	Middle	44	60	116
H	High	48	64	140
Straddle		-	-	144

Ch. #		Band I：5150-5250 MHz	Band II：5250-5350 MHz	Band III：5470-5725MHz
		802.11ac VHT40	802.11ac VHT40	802.11ac VHT40
L	Low	38	54	102
M	Middle	-	-	110
H	High	46	62	134
Straddle		-	-	142

Ch. #		Band I：5150-5250 MHz	Band II：5250-5350 MHz	Band III：5470-5725MHz
		802.11ac VHT80	802.11ac VHT80	802.11ac VHT80
L	Low	-	-	106
M	Middle	42	58	122
H	High	-	-	-
Straddle		-	-	138

Remark: For radiation spurious emission, the final modulation and the worst data rate was reference the max RF conducted power.

<CDD Mode>

<Ant. 1>

802.11a RF Output Power (dBm)											
Power vs. Channel			Power vs Data Rate								
Channel	Frequency (MHz)	Data Rate (bps)	Channel	Data Rate (bps)							
		6M		9M	12M	18M	24M	36M	48M	54M
CH 036	5180	**19.70**	CH 036	19.60	19.60	19.50	19.40	19.50	19.60	19.50
CH 044	5220	19.60								
CH 048	5240	19.50								
CH 052	5260	19.50	CH 060	19.80	19.80	19.70	19.60	19.70	19.80	19.70
CH 060	5300	**19.90**								
CH 064	5320	19.50								
CH 100	5500	19.80	CH 116	19.80	19.80	19.70	19.60	19.70	19.80	19.70
CH 116	5580	**19.90**								
CH 140	5700	**19.90**								
CH 144*	5720	19.60								

Note: The above Frequency and Channel in "*" were straddle Channel.

802.11n HT20 RF Output Power (dBm)											
Power vs. Channel			Power vs Data Rate								
Channel	Frequency (MHz)	MCS Index	Channel	MCS Index							
		MCS0		MCS1	MCS2	MCS3	MCS4	MCS5	MCS6	MCS7
CH 036	5180	19.60	CH 044	19.60	19.50	19.50	19.40	19.30	19.40	19.30
CH 044	5220	**19.70**								
CH 048	5240	19.60								
CH 052	5260	19.60	CH 060	19.80	19.70	19.70	19.60	19.50	19.60	19.50
CH 060	5300	**19.90**								
CH 064	5320	19.80								
CH 100	5500	19.70	CH 116	19.80	19.70	19.70	19.60	19.50	19.60	19.50
CH 116	5580	**19.90**								
CH 140	5700	19.70								
CH 144*	5720	19.60								

Note: The above Frequency and Channel in "*" were straddle Channel.

802.11n HT40 RF Output Power (dBm)											
Power vs. Channel			Power vs Data Rate								
Channel	Frequency (MHz)	MCS Index	Channel	MCS Index							
		MCS0		MCS1	MCS2	MCS3	MCS4	MCS5	MCS6	MCS7
CH 038	5190	**18.90**	CH 038	18.60	18.60	18.70	18.80	18.80	18.70	18.60
CH 046	5230	18.70								
CH 054	5270	**18.80**	CH 054	18.50	18.50	18.60	18.70	18.70	18.60	18.50
CH 062	5310	17.80								
CH 102	5510	**19.00**	CH 102	18.70	18.70	18.80	18.90	18.90	18.80	18.70
CH 110	5550	18.90								
CH 134	5670	18.70								
CH 142*	5710	18.80								

Note: The above Frequency and Channel in "*" were straddle Channel.

802.11ac VHT20 RF Output Power (dBm)											
Power vs. Channel			Power vs Data Rate								
Channel	Frequency (MHz)	MCS Index	Channel	MCS Index							
		MCS0		MCS1	MCS2	MCS3	MCS4	MCS5	MCS6	MCS7	MCS8
CH 036	5180	19.50	CH 044	19.50	19.40	19.40	19.30	19.20	19.30	19.20	19.10
CH 044	5220	**19.60**									
CH 048	5240	19.50									
CH 052	5260	19.50	CH 060	19.70	19.70	19.70	19.60	19.50	19.60	19.50	19.40
CH 060	5300	**19.80**									
CH 064	5320	19.70									
CH 100	5500	19.60	CH 116	19.80	19.70	19.70	19.60	19.50	19.60	19.50	19.40
CH 116	5580	**19.80**									
CH 140	5700	19.60									
CH 144*	5720	19.50									

Note: The above Frequency and Channel in "*" were straddle Channel.

802.11ac VHT40 RF Output Power (dBm)													
Power vs. Channel			Power vs Data Rate										
Channel	Frequency (MHz)	MCS Index	Channel	MCS Index									
		MCS0		MCS1	MCS2	MCS3	MCS4	MCS5	MCS6	MCS7	MCS8	MCS9
CH 038	5190	**18.80**	CH 038	18.50	18.50	18.60	18.70	18.70	18.60	18.50	18.60	18.50
CH 046	5230	18.60										
CH 054	5270	**18.70**	CH 054	18.40	18.40	18.50	18.60	18.60	18.50	18.40	18.50	18.40
CH 062	5310	17.70										
CH 102	5510	**18.90**	CH 102	18.60	18.60	18.70	18.80	18.80	18.70	18.60	18.70	18.60
CH 110	5550	18.80										
CH 134	5670	18.60										
CH 142*	5710	18.70										

Note: The above Frequency and Channel in "*" were straddle Channel.

802.11ac VHT80 RF Output Power (dBm)													
Power vs. Channel			Power vs Data Rate										
Channel	Frequency (MHz)	MCS Index	Channel	MCS Index									
		MCS0		MCS1	MCS2	MCS3	MCS4	MCS5	MCS6	MCS7	MCS8	MCS9
CH 042	5210	**18.50**	CH 042	18.10	18.30	18.20	18.40	18.30	18.40	18.40	18.40	18.40
CH 058	5290	**16.40**	CH 058	16.00	16.20	16.10	16.30	16.20	16.30	16.30	16.30	16.30
CH 106	5530	16.80	CH 122	19.00	19.20	19.10	19.30	19.20	19.30	19.30	19.30	19.30
CH 122	5610	**19.40**										
CH 138*	5690	19.30										

Note: The above Frequency and Channel in "*" were straddle Channel.

<Ant. 2>

802.11a RF Output Power (dBm)											
Power vs. Channel			Power vs Data Rate								
Channel	Frequency (MHz)	Data Rate (bps)	Channel	Data Rate (bps)							
		6M		9M	12M	18M	24M	36M	48M	54M
CH 036	5180	19.50	CH 048	19.50	19.50	19.40	19.30	19.40	19.50	19.40
CH 044	5220	19.50								
CH 048	5240	**19.60**								
CH 052	5260	19.50	CH 064	19.70	19.70	19.60	19.50	19.60	19.70	19.60
CH 060	5300	19.50								
CH 064	5320	**19.80**								
CH 100	5500	**20.00**	CH 100	19.90	19.90	19.80	19.70	19.80	19.90	19.80
CH 116	5580	19.50								
CH 140	5700	19.60								
CH 144*	5720	19.90								

Note: The above Frequency and Channel in "*" were straddle Channel.

802.11n HT20 RF Output Power (dBm)											
Power vs. Channel			Power vs Data Rate								
Channel	Frequency (MHz)	MCS Index	Channel	MCS Index						
		MCS0		MCS1	MCS2	MCS3	MCS4	MCS5	MCS6	MCS7
CH 036	5180	19.80	CH 044	19.80	19.70	19.70	19.60	19.50	19.60	19.50
CH 044	5220	**19.90**								
CH 048	5240	19.60								
CH 052	5260	19.60	CH 064	19.70	19.60	19.60	19.50	19.40	19.50	19.40
CH 060	5300	19.60								
CH 064	5320	**19.80**								
CH 100	5500	**19.80**	CH 100	19.70	19.60	19.60	19.50	19.40	19.50	19.40
CH 116	5580	19.60								
CH 140	5700	19.50								
CH 144*	5720	**19.80**								

Note: The above Frequency and Channel in "*" were straddle Channel.

802.11n HT40 RF Output Power (dBm)											
Power vs. Channel			Power vs Data Rate								
Channel	Frequency (MHz)	MCS Index	Channel	MCS Index							
		MCS0		MCS1	MCS2	MCS3	MCS4	MCS5	MCS6	MCS7
CH 038	5190	18.50	CH 046	18.30	18.30	18.40	18.50	18.50	18.40	18.30
CH 046	5230	**18.60**								
CH 054	5270	**18.90**	CH 054	18.60	18.60	18.70	18.80	18.80	18.70	18.60
CH 062	5310	18.00								
CH 102	5510	**18.80**	CH 102	18.50	18.50	18.60	18.70	18.70	18.60	18.50
CH 110	5550	18.70								
CH 134	5670	18.60								
CH 142*	5710	18.70								

Note: The above Frequency and Channel in "*" were straddle Channel.

802.11ac VHT20 RF Output Power (dBm)											
Power vs. Channel			Power vs Data Rate								
Channel	Frequency (MHz)	MCS Index	Channel	MCS Index							
		MCS0		MCS1	MCS2	MCS3	MCS4	MCS5	MCS6	MCS7	MCS8
CH 036	5180	19.70	CH 044	19.70	19.60	19.60	19.50	19.40	19.50	19.40	19.30
CH 044	5220	**19.80**									
CH 048	5240	19.50									
CH 052	5260	19.50	CH 064	19.60	19.50	19.50	19.40	19.30	19.40	19.30	19.20
CH 060	5300	19.50									
CH 064	5320	**19.70**									
CH 100	5500	**19.70**	CH 100	19.60	19.50	19.50	19.40	19.30	19.40	19.30	19.20
CH 116	5580	19.50									
CH 140	5700	19.40									
CH 144*	5720	**19.70**									

Note: The above Frequency and Channel in "*" were straddle Channel.

802.11ac VHT40 RF Output Power (dBm)													
Power vs. Channel			Power vs Data Rate										
Channel	Frequency (MHz)	MCS Index	Channel	MCS Index									
		MCS0		MCS1	MCS2	MCS3	MCS4	MCS5	MCS6	MCS7	MCS8	MCS9
CH 038	5190	18.40	CH 046	18.20	18.20	18.30	18.40	18.40	18.30	18.20	18.30	18.20
CH 046	5230	**18.50**										
CH 054	5270	**18.80**	CH 054	18.50	18.50	18.60	18.70	18.70	18.60	18.50	18.60	18.50
CH 062	5310	17.90										
CH 102	5510	**18.70**	CH 102	18.40	18.40	18.50	18.60	18.60	18.50	18.40	18.50	18.40
CH 110	5550	18.60										
CH 134	5670	18.50										
CH 142*	5710	18.60										

Note: The above Frequency and Channel in "*" were straddle Channel.

802.11ac VHT80 RF Output Power (dBm)													
Power vs. Channel			Power vs Data Rate										
Channel	Frequency (MHz)	MCS Index	Channel	MCS Index									
		MCS0		MCS1	MCS2	MCS3	MCS4	MCS5	MCS6	MCS7	MCS8	MCS9
CH 042	5210	**18.60**	CH 042	18.20	18.40	18.30	18.50	18.40	18.50	18.50	18.50	18.50
CH 058	5290	**17.10**	CH 058	16.70	16.90	16.80	17.00	16.90	17.00	17.00	17.00	17.00
CH 106	5530	**19.40**	CH 106	19.00	19.20	19.10	19.30	19.20	19.30	19.30	19.30	19.30
CH 122	5610	19.20										
CH 138*	5690	19.20										

Note: The above Frequency and Channel in "*" were straddle Channel.

MIMO <Ant. 1+2>

802.11a RF Output Power (dBm)											
Power vs. Channel			Power vs Data Rate								
Channel	Frequency (MHz)	Data Rate (bps)	Channel	Data Rate (bps)							
		6M		9M	12M	18M	24M	36M	48M	54M
CH 036	5180	21.76	CH 048	21.66	21.66	21.56	21.46	21.56	21.66	21.56
CH 044	5220	21.71								
CH 048	5240	**21.86**								
CH 052	5260	22.01	CH 060	22.11	22.11	22.01	21.91	22.01	22.11	22.01
CH 060	5300	**22.21**								
CH 064	5320	22.16								
CH 100	5500	22.26	CH 144*	22.31	22.31	22.21	22.11	22.21	22.31	22.21
CH 116	5580	22.12								
CH 140	5700	22.11								
CH 144*	5720	**22.41**								

Note: The above Frequency and Channel in "*" were straddle Channel.

802.11n HT20 RF Output Power (dBm)											
Power vs. Channel			Power vs Data Rate								
Channel	Frequency (MHz)	MCS Index	Channel	MCS Index							
		MCS0		MCS1	MCS2	MCS3	MCS4	MCS5	MCS6	MCS7
CH 036	5180	21.77	CH 048	21.67	21.57	21.57	21.47	21.37	21.47	21.37
CH 044	5220	21.67								
CH 048	5240	**21.86**								
CH 052	5260	22.16	CH 064	22.11	22.01	22.01	21.91	21.81	21.91	21.81
CH 060	5300	22.16								
CH 064	5320	**22.21**								
CH 100	5500	22.21	CH 140	22.36	22.26	22.26	22.16	22.06	22.16	22.06
CH 116	5580	22.12								
CH 140	5700	**22.46**								
CH 144*	5720	22.36								

Note: The above Frequency and Channel in "*" were straddle Channel.

802.11n HT40 RF Output Power (dBm)											
Power vs. Channel			Power vs Data Rate								
Channel	Frequency (MHz)	MCS Index	Channel	MCS Index							
		MCS0		MCS1	MCS2	MCS3	MCS4	MCS5	MCS6	MCS7
CH 038	5190	21.47	CH 046	21.46	21.46	21.56	21.66	21.66	21.56	21.46
CH 046	5230	**21.76**								
CH 054	5270	**21.61**	CH 054	21.31	21.31	21.41	21.51	21.51	21.41	21.31
CH 062	5310	20.66								
CH 102	5510	**21.91**	CH 102	21.61	21.61	21.71	21.81	21.81	21.71	21.61
CH 110	5550	21.76								
CH 134	5670	21.81								
CH 142*	5710	21.76								

Note: The above Frequency and Channel in "*" were straddle Channel.

802.11ac VHT20 RF Output Power (dBm)												
Power vs. Channel			Power vs Data Rate									
Channel	Frequency (MHz)	MCS Index	Channel	MCS Index								
		MCS0		MCS1	MCS2	MCS3	MCS4	MCS5	MCS6	MCS7	MCS8
CH 036	5180	21.67	CH 048	21.57	21.47	21.47	21.37	21.27	21.41	21.31	21.21
CH 044	5220	21.57									
CH 048	5240	**21.76**									
CH 052	5260	22.06	CH 064	22.01	21.91	21.91	21.81	21.71	21.81	21.71	21.61
CH 060	5300	22.06									
CH 064	5320	**22.11**									
CH 100	5500	22.11	CH 140	22.26	22.16	22.16	22.06	21.96	22.06	21.96	21.86
CH 116	5580	22.02									
CH 140	5700	**22.36**									
CH 144*	5720	22.26									

Note: The above Frequency and Channel in "*" were straddle Channel.

802.11ac VHT40 RF Output Power (dBm)													
Power vs. Channel			Power vs Data Rate										
Channel	Frequency (MHz)	MCS Index MCS0	Channel	MCS Index									
				MCS1	MCS2	MCS3	MCS4	MCS5	MCS6	MCS7	MCS8	MCS9
CH 038	5190	21.37	CH 046	21.36	21.36	21.46	21.56	21.56	21.46	21.36	21.46	21.36
CH 046	5230	**21.66**										
CH 054	5270	**21.51**	CH 054	21.21	21.21	21.31	21.41	21.41	21.31	21.21	21.31	21.21
CH 062	5310	20.56										
CH 102	5510	**21.81**	CH 102	21.51	21.51	21.61	21.71	21.71	21.61	21.51	21.61	21.51
CH 110	5550	21.66										
CH 134	5670	21.71										
CH 142*	5710	21.66										

Note: The above Frequency and Channel in "*" were straddle Channel.

802.11ac VHT80 RF Output Power (dBm)													
Power vs. Channel			Power vs Data Rate										
Channel	Frequency (MHz)	MCS Index MCS0	Channel	MCS Index									
				MCS1	MCS2	MCS3	MCS4	MCS5	MCS6	MCS7	MCS8	MCS9
CH 042	5210	**21.07**	CH 042	20.67	20.87	20.77	20.97	20.87	20.97	20.97	20.97	20.97
CH 058	5290	**19.06**	CH 058	18.66	18.86	18.76	18.96	18.86	18.96	18.96	18.96	18.96
CH 106	5530	21.46	CH 122	21.81	22.01	21.91	22.11	22.01	22.11	22.11	22.11	22.11
CH 122	5610	**22.21**										
CH 138*	5690	22.06										

Note: The above Frequency and Channel in "*" were straddle Channel.

<TXBF Mode>

MIMO <Ant. 1+2>

802.11ac VHT20 RF Output Power (dBm)												
Power vs. Channel			Power vs Data Rate									
Channel	Frequency (MHz)	MCS Index	Channel	MCS Index								
		MCS0		MCS1	MCS2	MCS3	MCS4	MCS5	MCS6	MCS7	MCS8
CH 036	5180	20.72	CH 048	20.67	20.51	20.51	20.72	20.72	20.67	20.61	20.61
CH 044	5220	20.72									
CH 048	5240	**20.77**									
CH 052	5260	20.74	CH 060	20.68	20.52	20.52	20.74	20.74	20.68	20.62	20.62
CH 060	5300	**20.78**									
CH 064	5320	20.64									
CH 100	5500	**20.74**	CH 100	20.64	20.48	20.48	20.70	20.70	20.64	20.58	20.58
CH 116	5580	20.72									
CH 140	5700	**20.74**									
CH 144*	5720	20.50									

Note: The above Frequency and Channel in "*" were straddle Channel.

802.11ac VHT40 RF Output Power (dBm)												
Power vs. Channel			Power vs Data Rate									
Channel	Frequency (MHz)	MCS Index	Channel	MCS Index								
		MCS0		MCS1	MCS2	MCS3	MCS4	MCS5	MCS6	MCS7	MCS8	MCS9
CH 038	5190	**21.37**	CH 038	21.33	21.27	21.27	21.27	20.97	20.97	20.92	21.02	21.02
CH 046	5230	21.27										
CH 054	5270	**21.40**	CH 054	21.35	21.30	21.30	21.30	21.00	21.00	20.94	21.04	21.04
CH 062	5310	20.90										
CH 102	5510	21.35	CH 110	21.44	21.38	21.38	21.38	21.08	21.08	21.03	21.13	21.13
CH 110	5550	**21.48**										
CH 134	5670	21.20										
CH 142*	5710	21.15										

Note: The above Frequency and Channel in "*" were straddle Channel.

802.11ac VHT80 RF Output Power (dBm)												
Power vs. Channel			Power vs Data Rate									
Channel	Frequency (MHz)	MCS Index	Channel	MCS Index								
		MCS0		MCS1	MCS2	MCS3	MCS4	MCS5	MCS6	MCS7	MCS8	MCS9
CH 042	5210	**20.91**	CH 042	20.81	20.77	20.77	20.71	20.71	20.62	20.51	20.67	20.62
CH 058	5290	**19.72**	CH 058	19.62	19.57	19.57	19.52	19.52	19.43	19.32	19.47	19.43
CH 106	5530	21.91	CH 122	21.86	21.81	21.81	21.76	21.76	21.66	21.56	21.71	21.66
CH 122	5610	**21.96**										
CH 138*	5690	21.66										

Note: The above Frequency and Channel in "*" were straddle Channel.

2.3 Connection Diagram of Test System

<AC Conducted Emission Mode>

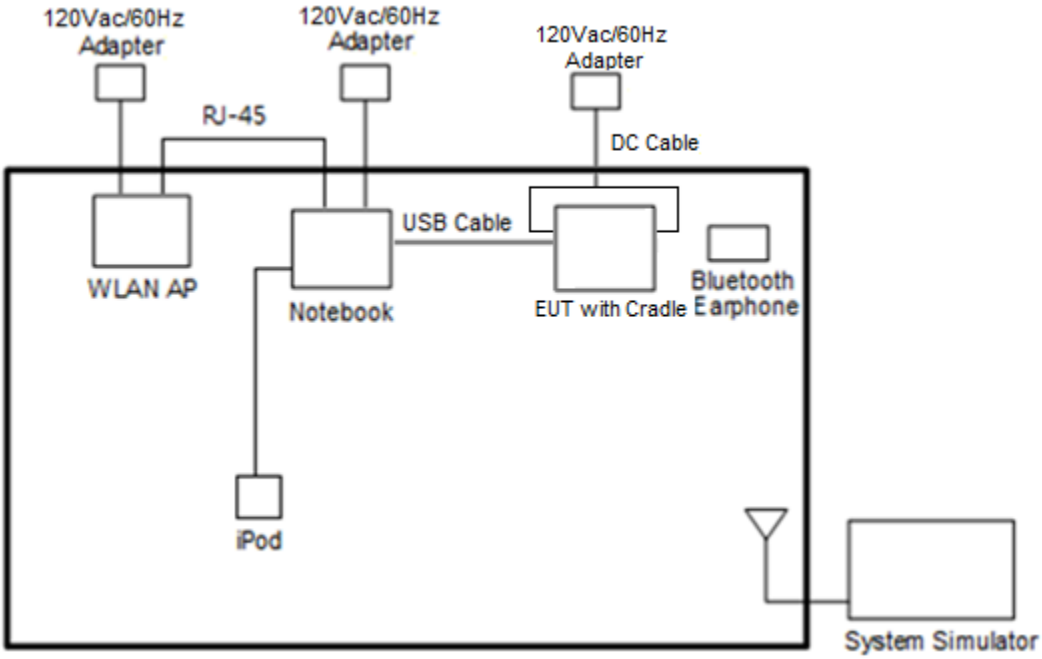

<WLAN TX Mode>

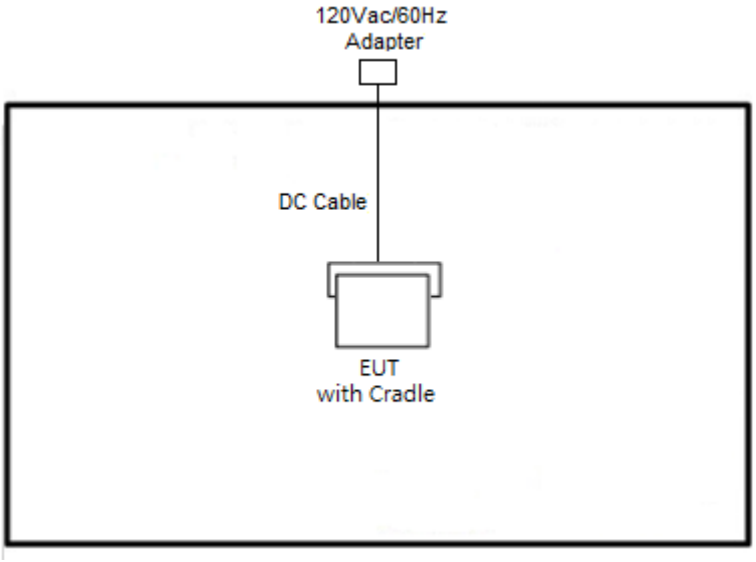

2.4 Support Unit used in test configuration and system

Item	Equipment	Brand Name	Model Name	FCC ID	Data Cable	Power Cord
1.	System Simulator	Anritsu	MT8820C	N/A	N/A	Unshielded, 1.8 m
2.	GPS Station	Pendulum	GSG-54	N/A	N/A	Unshielded, 1.8 m
3.	Bluetooth Earphone	Sony Ericsson	MW600	PY7DDA-2029	N/A	N/A
4.	WLAN AP	ASUS	RT-AC66U	MSQ-RTAC66U	N/A	Unshielded, 1.8 m
5.	iPod	Apple	A1285	FCC DoC	Shielded, 1.0 m	N/A
6.	SD Card	SanDisk	MicroSD HC	FCC DoC	N/A	N/A
7.	USB Cable	Moshi	99MO084101	FCC DoC	N/A	N/A
8.	Notebook	Dell	Latitude 3400	FCC DoC	N/A	AC I/P: Unshielded, 1.2 m DC O/P: Shielded, 1.8 m
9.	Notebook	Lenovo	L570	FCC DoC	N/A	AC I/P: Unshielded, 1.2 m DC O/P: Shielded, 1.8 m

2.5 EUT Operation Test Setup

The RF test items, utility “QRCT V3.0.303.0” was installed in Notebook which was programmed in order to make the EUT get into the engineering modes to provide channel selection, power level, data rate and the application type and for continuous transmitting signals.

For TXBF mode, the modulation modes and data rates manipulated by the command lines in the engineering program made the EUT link to another EUT by power under the normal operation. The “CMD” software tool was used to enable the EUT to transmit signals continuously.

2.6 Measurement Results Explanation Example

For all conducted test items:

The offset level is set in the spectrum analyzer to compensate the RF cable loss and attenuator factor between EUT conducted output port and spectrum analyzer. With the offset compensation, the spectrum analyzer reading level is exactly the EUT RF output level.

Example :

The spectrum analyzer offset is derived from RF cable loss and attenuator factor.

Offset = RF cable loss + attenuator factor.

Following shows an offset computation example with cable loss 4.2 dB and 10dB attenuator.

Offset(dB) = RF cable loss(dB) + attenuator factor(dB).

= 4.2 + 10 = 14.2 (dB)

3 Test Result

3.1 26dB & 99% Occupied Bandwidth Measurement

3.1.1 Description of 26dB & 99% Occupied Bandwidth

This section is for reporting purpose only.

There is no restriction limits for bandwidth.

For Straddle Channel, according to KDB 789033 D02 General UNII Test Procedures New Rules v02r01, if the power and PSD of the devices are uniform and comply with the lower limits specified for the U-NII-2 bands, a single measurement over the entire emission bandwidth can be performed to show compliance.

3.1.2 Measuring Instruments

See list of measuring equipment of this test report.

3.1.3 Test Procedures

1. The testing follows FCC KDB 789033 D02 General UNII Test Procedures New Rules v02r01. Section C) Emission bandwidth
2. Set RBW = approximately 1% of the emission bandwidth.
3. Set the VBW > RBW.
4. Detector = Peak.
5. Trace mode = max hold
6. Measure the maximum width of the emission that is 26 dB down from the peak of the emission. Compare this with the RBW setting of the analyzer. Readjust RBW and repeat measurement as needed until the RBW/EBW ratio is approximately 1%.
7. For 99% Bandwidth Measurement, the spectrum analyzer's resolution bandwidth (RBW) is set 1-5% of the emission bandwidth and set the Video bandwidth (VBW) ≥ 3 * RBW.
8. Measure and record the results in the test report.

3.1.4 Test Setup

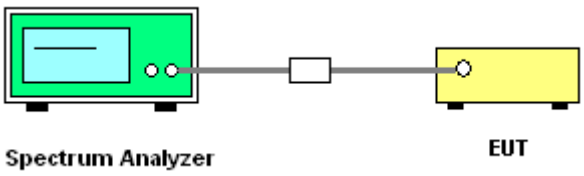

3.1.5 Test Result of 26dB & 99% Occupied Bandwidth

<CDD Mode>

Test Engineer :	Hank Hsu and Jacob Yu	Temperature :	23.5~24.5℃
		Relative Humidity :	53~54.5%

Band I													
Mod.	Data Rate	NTX	CH.	Freq. (MHz)	99% Bandwidth (MHz)		26 dB Bandwidth (MHz)		IC 99% Bandwidth Power Limit (dBm)		IC 99% Bandwidth EIRP Limit (dBm)		Note
					Ant 1	Ant 2	Ant 1	Ant 2	Ant 1	Ant 2	Ant 1	Ant 2	
11a	6Mbps	1	36	5180	16.70	16.65	24.00	23.90	-		22.23	22.21	-
11a	6Mbps	1	44	5220	16.65	16.70	24.65	24.10	-		22.21	22.23	
11a	6Mbps	1	48	5240	16.75	16.65	24.20	24.35	-		22.24	22.21	
HT20	MCS0	1	36	5180	17.85	17.90	25.70	25.00	-		22.52	22.53	
HT20	MCS0	1	44	5220	17.90	17.85	25.90	25.40	-		22.53	22.52	
HT20	MCS0	1	48	5240	17.90	17.85	25.50	25.40	-		22.53	22.52	
HT40	MCS0	1	38	5190	36.50	36.60	41.94	41.94	-		23.01	23.01	
HT40	MCS0	1	46	5230	36.70	36.50	41.94	41.76	-		23.01	23.01	
VHT80	MCS0	1	42	5210	76.68	76.68	83.52	**83.84**	-		23.01	23.01	
11a	6Mbps	2	36	5180	16.65	16.65	23.80	23.60	-		22.21		
11a	6Mbps	2	44	5220	16.70	16.60	23.90	24.00	-		22.20		
11a	6Mbps	2	48	5240	16.65	16.65	24.20	23.70	-		22.21		
HT20	MCS0	2	36	5180	17.90	17.85	25.40	24.90	-		22.52		
HT20	MCS0	2	44	5220	17.85	17.80	25.50	25.00	-		22.50		
HT20	MCS0	2	48	5240	17.95	17.80	25.30	24.90	-		22.50		
HT40	MCS0	2	38	5190	36.50	36.50	41.76	42.12	-		23.01		
HT40	MCS0	2	46	5230	36.50	36.60	41.76	41.94	-		23.01		
VHT80	MCS0	2	42	5210	**76.80**	**76.80**	83.36	83.20	-		23.01		

Band II															
Mod.	Data Rate	NTX	CH.	Freq. (MHz)	99% Bandwidth (MHz)		26 dB Bandwidth (MHz)		IC 99% Bandwidth Power Limit (dBm)		IC 99% Bandwidth EIRP Limit (dBm)		FCC 26dB Bandwidth Power Limit (dBm)		Note
					Ant 1	Ant 2	Ant 1	Ant 2	Ant 1	Ant 2	Ant 1	Ant 2	Ant 1	Ant 2	
11a	6Mbps	1	52	5260	16.70	16.65	24.20	23.95	23.23	23.21	29.23	29.21	23.98	23.98	-
11a	6Mbps	1	60	5300	16.65	16.65	24.00	23.90	23.21	23.21	29.21	29.21	23.98	23.98	
11a	6Mbps	1	64	5320	16.70	16.65	24.10	23.90	23.23	23.21	29.23	29.21	23.98	23.98	
HT20	MCS0	1	52	5260	17.85	17.85	25.65	25.55	23.52	23.52	29.52	29.52	23.98	23.98	
HT20	MCS0	1	60	5300	17.85	17.85	25.90	25.30	23.52	23.52	29.52	29.52	23.98	23.98	
HT20	MCS0	1	64	5320	17.90	17.85	25.20	25.60	23.53	23.52	29.53	29.52	23.98	23.98	
HT40	MCS0	1	54	5270	36.60	36.50	41.76	41.76	23.98	23.98	30.00	30.00	23.98	23.98	
HT40	MCS0	1	62	5310	36.50	36.50	41.58	41.94	23.98	23.98	30.00	30.00	23.98	23.98	
VHT80	MCS0	1	58	5290	76.68	76.68	**84.16**	**84.16**	23.98	23.98	30.00	30.00	23.98	23.98	
11a	6Mbps	2	52	5260	16.65	16.65	24.10	23.70	23.21		29.21		23.98		
11a	6Mbps	2	60	5300	16.70	16.65	23.75	23.20	23.21		29.21		23.98		
11a	6Mbps	2	64	5320	16.70	16.65	24.10	23.85	23.21		29.21		23.98		
HT20	MCS0	2	52	5260	17.85	17.85	25.60	24.70	23.52		29.52		23.98		
HT20	MCS0	2	60	5300	17.85	17.85	25.40	24.75	23.52		29.52		23.98		
HT20	MCS0	2	64	5320	17.90	17.85	25.50	25.30	23.52		29.52		23.98		
HT40	MCS0	2	54	5270	36.60	36.50	41.76	41.76	23.98		30.00		23.98		
HT40	MCS0	2	62	5310	36.60	36.60	41.94	42.12	23.98		30.00		23.98		
VHT80	MCS0	2	58	5290	**76.80**	76.56	83.84	83.84	23.98		30.00		23.98		

Band III																
Mod.	Data Rate	NTX	CH.	Freq. (MHz)	99% Bandwidth In U-NII 2C (MHz)		26 dB Bandwidth In U-NII 2C (MHz)		IC 99% Bandwidth Power Limit (dBm)		IC 99% Bandwidth EIRP Limit (dBm)		FCC 26dB Bandwidth Power Limit (dBm)		6 dB Bandwidth for Straddle Channel (MHz)	
					Ant 1	Ant 2	Ant 1	Ant 2	Ant 1	Ant 2	Ant 1	Ant 2	Ant 1	Ant 2	Ant 1	Ant 2
11a	6Mbps	1	100	5500	16.70	16.75	24.10	24.10	23.23	23.24	29.23	29.24	23.98	23.98	----	----
11a	6Mbps	1	116	5580	16.70	16.65	24.60	24.00	23.23	23.21	29.23	29.21	23.98	23.98	----	----
11a	6Mbps	1	140	5700	16.75	16.70	25.00	24.50	23.24	23.23	29.24	29.23	23.98	23.98	----	----
HT20	MCS0	1	100	5500	17.90	17.85	25.45	25.50	23.53	23.52	29.53	29.52	23.98	23.98	----	----
HT20	MCS0	1	116	5580	17.90	17.90	25.60	25.20	23.53	23.53	29.53	29.53	23.98	23.98	----	----
HT20	MCS0	1	140	5700	17.95	17.90	26.00	25.70	23.54	23.53	29.54	29.53	23.98	23.98	----	----
HT40	MCS0	1	102	5510	36.50	36.60	41.94	41.94	23.98	23.98	30.00	30.00	23.98	23.98	----	----
HT40	MCS0	1	110	5550	36.50	36.60	41.76	41.94	23.98	23.98	30.00	30.00	23.98	23.98	----	----
HT40	MCS0	1	134	5670	36.50	36.60	41.76	41.94	23.98	23.98	30.00	30.00	23.98	23.98	----	----
VHT80	MCS0	1	106	5530	76.80	76.56	83.52	83.52	23.98	23.98	30.00	30.00	23.98	23.98	----	----
VHT80	MCS0	1	122	5610	**76.92**	**76.92**	**83.84**	83.52	23.98	23.98	30.00	30.00	23.98	23.98	----	----
11a	6Mbps	2	100	5500	16.70	16.65	24.00	23.55	23.21		29.21		23.98		----	----
11a	6Mbps	2	116	5580	16.75	16.65	24.30	24.00	23.21		29.21		23.98		----	----
11a	6Mbps	2	140	5700	16.80	16.65	24.50	24.10	23.21		29.21		23.98		----	----
HT20	MCS0	2	100	5500	17.85	17.85	25.30	24.90	23.52		29.52		23.98		----	----
HT20	MCS0	2	116	5580	17.95	17.80	25.50	24.90	23.50		29.50		23.98		----	----
HT20	MCS0	2	140	5700	17.95	17.80	26.20	25.00	23.50		29.50		23.98		----	----
HT40	MCS0	2	102	5510	36.60	36.60	41.76	41.94	23.98		30.00		23.98		----	----
HT40	MCS0	2	110	5550	36.50	36.50	41.76	42.12	23.98		30.00		23.98		----	----
HT40	MCS0	2	134	5670	36.60	36.60	41.76	41.94	23.98		30.00		23.98		----	----
VHT80	MCS0	2	106	5530	76.80	76.68	**83.84**	82.56	23.98		30.00		23.98		----	----
VHT80	MCS0	2	122	5610	**76.92**	76.56	**84.16**	83.52	23.98		30.00		23.98		----	----

Band III straddle channel																
Mod.	Data Rate	NTX	CH.	Freq. (MHz)	99% Bandwidth In U-NII 2C (MHz)		26 dB Bandwidth In U-NII 2C (MHz)		IC 99% Bandwidth Power Limit (dBm)		IC 99% Bandwidth EIRP Limit (dBm)		FCC 26dB Bandwidth Power Limit (dBm)		6 dB Bandwidth for Straddle Channel (MHz)	
					Ant 1	Ant 2	Ant 1	Ant 2	Ant 1	Ant 2	Ant 1	Ant 2	Ant 1	Ant 2	Ant 1	Ant 2
11a	6Mbps	1	144	5720	13.40	13.40	17.05	17.10	22.27	22.27	28.27	28.27	23.32	23.33	2.80	2.90
HT20	MCS0	1	144	5720	13.95	13.95	17.85	17.45	22.45	22.45	28.45	28.45	23.52	23.42	3.15	2.60
HT40	MCS0	1	142	5710	33.30	33.30	35.88	35.88	23.98	23.98	30.00	30.00	23.98	23.98	2.64	2.64
VHT80	MCS0	1	138	5690	73.28	73.28	77.08	77.24	23.98	23.98	30.00	30.00	23.98	23.98	2.60	2.60
11a	6Mbps	2	144	5720	13.40	13.30	16.95	16.75	22.24		28.24		23.24		2.60	2.60
HT20	MCS0	2	144	5720	13.95	13.90	17.90	17.50	22.43		28.43		23.43		3.15	2.55
HT40	MCS0	2	142	5710	33.30	33.30	35.97	36.06	23.98		30.00		23.98		2.55	2.64
VHT80	MCS0	2	138	5690	73.28	73.40	76.60	77.24	23.98		30.00		23.98		2.44	2.60

Maximum 26dB Bandwidth

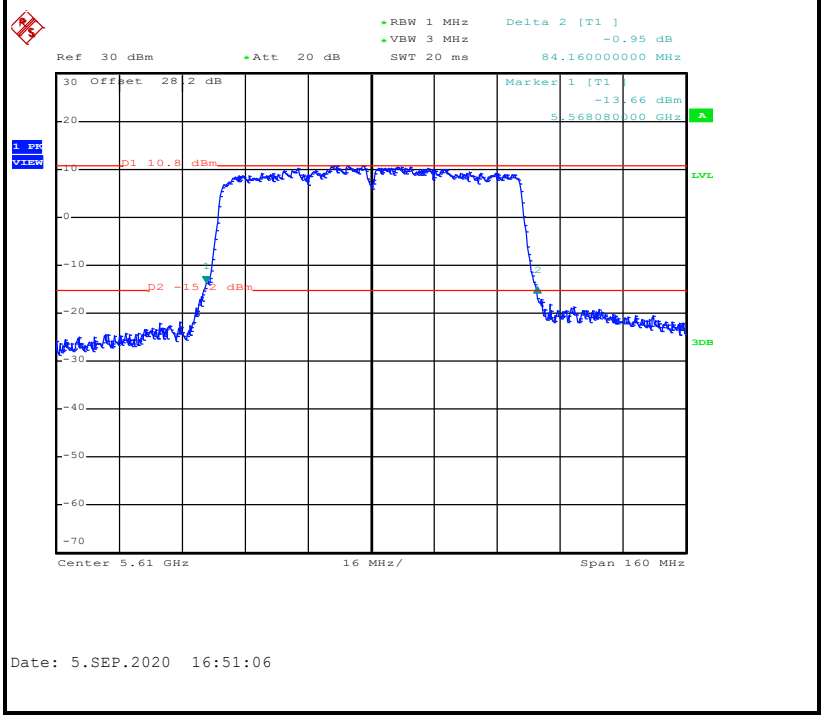

Maximum 99% Occupied Bandwidth

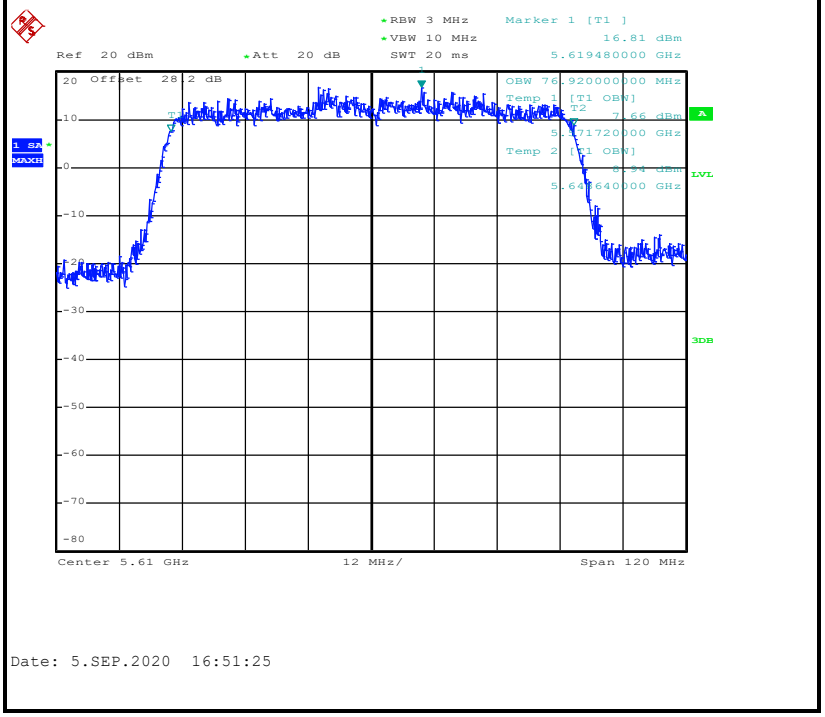

Note: The occupied channel bandwidth is maintained within the band of operation for all of the modulations.

<TXBF Mode>

Test Engineer :	Hank Hsu	Temperature :	23.5~24.5℃
		Relative Humidity :	53~54.5%

Band I														
Mod.	Data Rate	NTX	CH.	Freq. (MHz)	99% Bandwidth (MHz)		26 dB Bandwidth (MHz)		IC 99% Bandwidth Power Limit (dBm)		IC 99% Bandwidth EIRP Limit (dBm)		Note
					Ant 1	Ant 2	Ant 1	Ant 2	Ant 1	Ant 2	Ant 1	Ant 2	
VHT20	MCS0	2	36	5180	17.68	18.78	23.60	27.65	-		22.48		-
VHT20	MCS0	2	44	5220	17.73	18.83	23.55	27.95	-		22.49		
VHT20	MCS0	2	48	5240	17.73	18.88	24.00	27.20	-		22.49		
VHT40	MCS0	2	38	5190	36.46	36.66	41.40	42.48	-		23.01		
VHT40	MCS0	2	46	5230	36.56	36.56	42.39	43.02	-		23.01		
VHT80	MCS0	2	42	5210	**78.04**	77.80	**94.56**	84.64	-		23.01		

Band II															
Mod.	Data Rate	NTX	CH.	Freq. (MHz)	99% Bandwidth (MHz)		26 dB Bandwidth (MHz)		IC 99% Bandwidth Power Limit (dBm)		IC 99% Bandwidth EIRP Limit (dBm)		FCC 26dB Bandwidth Power Limit (dBm)		Note
					Ant 1	Ant 2	Ant 1	Ant 2	Ant 1	Ant 2	Ant 1	Ant 2	Ant 1	Ant 2	
VHT20	MCS0	2	52	5260	17.68	18.78	23.90	28.35	23.48		29.48		23.98		-
VHT20	MCS0	2	60	5300	17.68	18.93	23.50	27.90	23.48		29.48		23.98		
VHT20	MCS0	2	64	5320	17.68	19.03	23.85	27.75	23.48		29.48		23.98		
VHT40	MCS0	2	54	5270	36.76	36.66	42.12	42.12	23.98		30.00		23.98		
VHT40	MCS0	2	62	5310	36.56	36.56	42.21	42.75	23.98		30.00		23.98		
VHT80	MCS0	2	58	5290	**76.72**	**76.72**	83.52	**84.48**	23.98		30.00		23.98		

Band III																
Mod.	Data Rate	NTX	CH.	Freq. (MHz)	99% Bandwidth In U-NII 2C (MHz)		26 dB Bandwidth In U-NII 2C (MHz)		IC 99% Bandwidth Power Limit (dBm)		IC 99% Bandwidth EIRP Limit (dBm)		FCC 26dB Bandwidth Power Limit (dBm)		6 dB Bandwidth for Straddle Channel (MHz)	
					Ant 1	Ant 2	Ant 1	Ant 2	Ant 1	Ant 2	Ant 1	Ant 2	Ant 1	Ant 2	Ant 1	Ant 2
VHT20	MCS0	2	100	5500	17.68	18.98	23.75	27.95	23.48		29.48		23.98		----	----
VHT20	MCS0	2	116	5580	17.68	18.93	23.30	28.45	23.48		29.48		23.98		----	----
VHT20	MCS0	2	140	5700	17.78	18.93	24.30	27.65	23.50		29.50		23.98		----	----
VHT40	MCS0	2	102	5510	36.66	36.66	41.67	42.39	23.98		30.00		23.98		----	----
VHT40	MCS0	2	110	5550	36.76	36.56	41.94	42.48	23.98		30.00		23.98		----	----
VHT40	MCS0	2	134	5670	36.56	36.66	42.39	42.57	23.98		30.00		23.98		----	----
VHT80	MCS0	2	106	5530	**76.60**	**76.60**	81.12	**84.32**	23.98		30.00		23.98		----	----
VHT80	MCS0	2	122	5610	76.48	**76.72**	81.12	**84.80**	23.98		30.00		23.98		----	----

Band III straddle channel																
Mod.	Data Rate	NTX	CH.	Freq. (MHz)	99% Bandwidth In U-NII 2C (MHz)		26 dB Bandwidth In U-NII 2C (MHz)		IC 99% Bandwidth Power Limit (dBm)		IC 99% Bandwidth EIRP Limit (dBm)		FCC 26dB Bandwidth Power Limit (dBm)		6 dB Bandwidth for Straddle Channel (MHz)	
					Ant 1	Ant 2	Ant 1	Ant 2	Ant 1	Ant 2	Ant 1	Ant 2	Ant 1	Ant 2	Ant 1	Ant 2
VHT20	MCS0	2	144	5720	-	-	17.10	19.10	-		-		23.33		2.60	3.80
VHT40	MCS0	2	142	5710	-	-	36.15	36.24	-		-		23.98		2.64	3.18
VHT80	MCS0	2	138	5690	-	-	75.48	77.40	-		-		23.98		0.04	2.60

Maximum 26dB Bandwidth

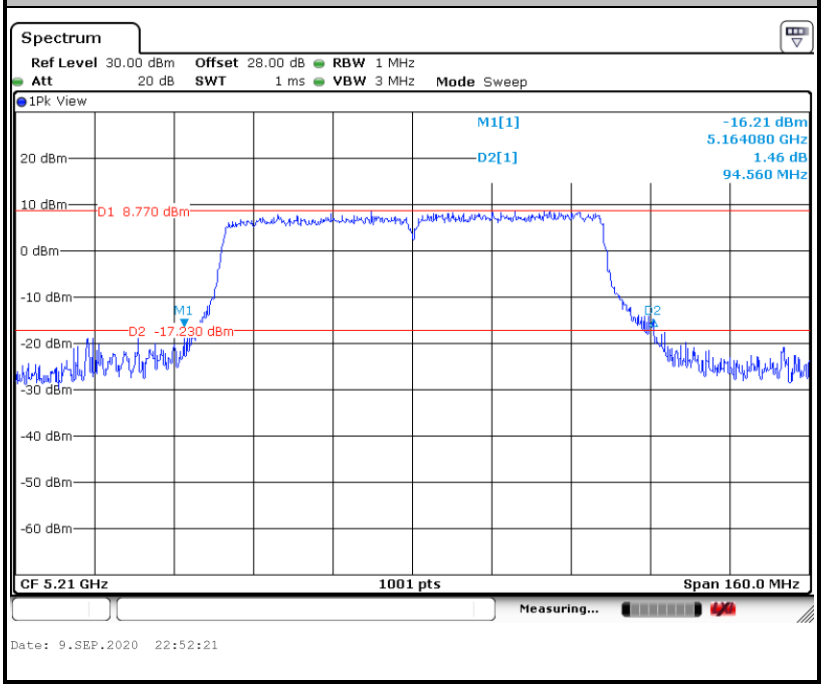

Maximum 99% Occupied Bandwidth

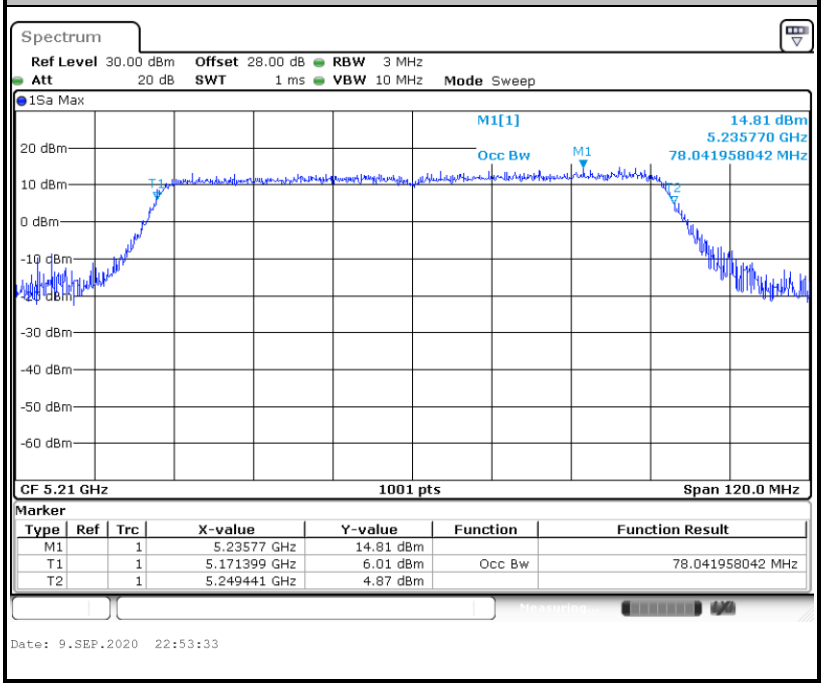

Note: The occupied channel bandwidth is maintained within the band of operation for all of the modulations.

3.2 Maximum Conducted Output Power Measurement

3.2.1 Limit of Maximum Conducted Output Power

<FCC 14-30 CFR 15.407>

For the 5.15–5.25 GHz bands:

- For mobile and portable client devices in the 5.15–5.25 GHz band, the maximum conducted output power over the frequency band of operation shall not exceed 250 mW. For an indoor access point operating in the band 5.15-5.25 GHz, the maximum conducted output power over the frequency band of operation shall not exceed 1 W.

For the 5.25–5.725 GHz bands:

- The maximum conducted output power over the frequency bands of operation shall not exceed the lesser of 250 mW or 11 dBm 10 log B, where B is the 26 dB emission bandwidth in megahertz.

For Straddle Channel, according to KDB 789033 D02 General UNII Test Procedures New Rules v02r01, if the power and PSD of the devices are uniform and comply with the lower limits specified for the U-NII-2 bands, a single measurement over the entire emission bandwidth can be performed to show compliance.

If transmitting antennas of directional gain greater than 6 dBi are used, the peak output power shall be reduced by the amount in dB that the directional gain of the antenna exceeds 6 dBi.

Note that U-NII-2 band, devices with a maximum e.i.r.p. greater than 500 mW shall implement TPC in order to have the capability to operate at least 6 dB below the maximum permitted e.i.r.p. of 1 W.

3.2.2 Measuring Instruments

See list of measuring equipment of this test report.

3.2.3 Test Procedures

The testing follows Method PM-G of FCC KDB 789033 D02 General UNII Test Procedures New Rules v02r01.

Method PM-G (Measurement using a gated RF average power meter):

1. Measurement is performed using a wideband RF power meter.
2. The EUT is configured to transmit at its maximum power control level.
3. Measure the average power of the transmitter
4. Since the measurement is made only during the ON time of the transmitter, no duty cycle correction factor is required.

For Straddle Channel, according to KDB 789033 D02 General UNII Test Procedures New Rules v02r01, if the power and PSD of the devices are uniform and comply with the lower limits specified for the U-NII-2 bands, a single measurement over the entire emission bandwidth can be performed to show compliance.

3.2.4 Test Setup

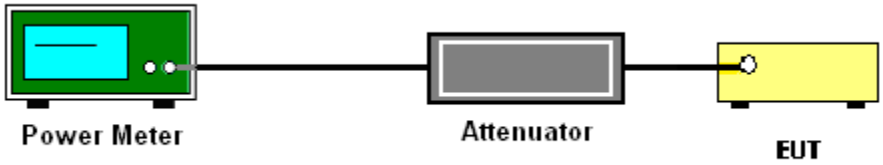

3.2.5 Test Result of Maximum Conducted Output Power

<CDD Mode>

Test Engineer :	Hank Hsu and Jacob Yu	Temperature :	23.5~24.5℃
		Relative Humidity :	53~54.5%

Band I												
Mod.	Data Rate	NTX	CH.	Freq. (MHz)	Average Conducted Power (dBm)			FCC Conducted Power Limit (dBm)		DG (dBi)		Pass/Fail
					Ant 1	Ant 2	SUM	Ant 1	Ant 2	Ant 1	Ant 2	
11a	6Mbps	1	36	5180	19.70	19.50		24.00	24.00	3.06	2.24	Pass
11a	6Mbps	1	44	5220	19.60	19.50		24.00	24.00	3.06	2.24	Pass
11a	6Mbps	1	48	5240	19.50	19.60		24.00	24.00	3.06	2.24	Pass
HT20	MCS0	1	36	5180	19.60	19.80		24.00	24.00	3.06	2.24	Pass
HT20	MCS0	1	44	5220	19.70	**19.90**		24.00	24.00	3.06	2.24	Pass
HT20	MCS0	1	48	5240	19.60	19.60		24.00	24.00	3.06	2.24	Pass
HT40	MCS0	1	38	5190	18.90	18.50		24.00	24.00	3.06	2.24	Pass
HT40	MCS0	1	46	5230	18.70	18.60		24.00	24.00	3.06	2.24	Pass
VHT20	MCS0	1	36	5180	19.50	19.70		24.00	24.00	3.06	2.24	Pass
VHT20	MCS0	1	44	5220	19.60	19.80		24.00	24.00	3.06	2.24	Pass
VHT20	MCS0	1	48	5240	19.50	19.50		24.00	24.00	3.06	2.24	Pass
VHT40	MCS0	1	38	5190	18.80	18.40		24.00	24.00	3.06	2.24	Pass
VHT40	MCS0	1	46	5230	18.60	18.50		24.00	24.00	3.06	2.24	Pass
VHT80	MCS0	1	42	5210	18.50	18.60		24.00	24.00	3.06	2.24	Pass
11a	6Mbps	2	36	5180	18.90	18.60	21.76	24.00		3.06		Pass
11a	6Mbps	2	44	5220	18.80	18.60	21.71	24.00		3.06		Pass
11a	6Mbps	2	48	5240	19.00	18.70	**21.86**	24.00		3.06		Pass
HT20	MCS0	2	36	5180	19.00	18.50	21.77	24.00		3.06		Pass
HT20	MCS0	2	44	5220	18.90	18.40	21.67	24.00		3.06		Pass
HT20	MCS0	2	48	5240	19.00	18.70	**21.86**	24.00		3.06		Pass
HT40	MCS0	2	38	5190	18.70	18.20	21.47	24.00		3.06		Pass
HT40	MCS0	2	46	5230	18.60	18.90	21.76	24.00		3.06		Pass
VHT20	MCS0	2	36	5180	18.90	18.40	21.67	24.00		3.06		Pass
VHT20	MCS0	2	44	5220	18.80	18.30	21.57	24.00		3.06		Pass
VHT20	MCS0	2	48	5240	18.90	18.60	21.76	24.00		3.06		Pass
VHT40	MCS0	2	38	5190	18.60	18.10	21.37	24.00		3.06		Pass
VHT40	MCS0	2	46	5230	18.50	18.80	21.66	24.00		3.06		Pass
VHT80	MCS0	2	42	5210	18.30	17.80	21.07	24.00		3.06		Pass

Band II													
Mod.	Data Rate	NTX	CH.	Freq. (MHz)	Average Conducted Power (dBm)			FCC Conducted Power Limit (dBm)		DG (dBi)		EIRP Power Limit (dBm)	Pass/Fail
					Ant 1	Ant 2	SUM	Ant 1	Ant 2	Ant 1	Ant 2		
11a	6Mbps	1	52	5260	19.50	19.50		23.98	23.98	3.10	2.60	30	Pass
11a	6Mbps	1	60	5300	19.90	19.50		23.98	23.98	3.10	2.60	30	Pass
11a	6Mbps	1	64	5320	19.50	19.80		23.98	23.98	3.10	2.60	30	Pass
HT20	MCS0	1	52	5260	19.60	19.60		23.98	23.98	3.10	2.60	30	Pass
HT20	MCS0	1	60	5300	19.90	19.60		23.98	23.98	3.10	2.60	30	Pass
HT20	MCS0	1	64	5320	19.80	19.80		23.98	23.98	3.10	2.60	30	Pass
HT40	MCS0	1	54	5270	18.80	18.90		23.98	23.98	3.10	2.60	30	Pass
HT40	MCS0	1	62	5310	17.80	18.00		23.98	23.98	3.10	2.60	30	Pass
VHT20	MCS0	1	52	5260	19.50	19.50		23.98	23.98	3.10	2.60	30	Pass
VHT20	MCS0	1	60	5300	19.80	19.50		23.98	23.98	3.10	2.60	30	Pass
VHT20	MCS0	1	64	5320	19.70	19.70		23.98	23.98	3.10	2.60	30	Pass
VHT40	MCS0	1	54	5270	18.70	18.80		23.98	23.98	3.10	2.60	30	Pass
VHT40	MCS0	1	62	5310	17.70	17.90		23.98	23.98	3.10	2.60	30	Pass
VHT80	MCS0	1	58	5290	16.40	17.10		23.98	23.98	3.10	2.60	30	Pass
11a	6Mbps	2	52	5260	19.10	18.90	22.01	23.98		3.10		30	Pass
11a	6Mbps	2	60	5300	19.10	19.30	**22.21**	23.98		3.10		30	Pass
11a	6Mbps	2	64	5320	19.10	19.20	22.16	23.98		3.10		30	Pass
HT20	MCS0	2	52	5260	19.20	19.10	22.16	23.98		3.10		30	Pass
HT20	MCS0	2	60	5300	19.20	19.10	22.16	23.98		3.10		30	Pass
HT20	MCS0	2	64	5320	19.20	19.20	22.21	23.98		3.10		30	Pass
HT40	MCS0	2	54	5270	18.50	18.70	21.61	23.98		3.10		30	Pass
HT40	MCS0	2	62	5310	17.70	17.60	20.66	23.98		3.10		30	Pass
VHT20	MCS0	2	52	5260	19.10	19.00	22.06	23.98		3.10		30	Pass
VHT20	MCS0	2	60	5300	19.10	19.00	22.06	23.98		3.10		30	Pass
VHT20	MCS0	2	64	5320	19.10	19.10	22.11	23.98		3.10		30	Pass
VHT40	MCS0	2	54	5270	18.40	18.60	21.51	23.98		3.10		30	Pass
VHT40	MCS0	2	62	5310	17.60	17.50	20.56	23.98		3.10		30	Pass
VHT80	MCS0	2	58	5290	16.10	16.00	19.06	23.98		3.10		30	Pass

Band III													
Mod.	Data Rate	NTX	CH.	Freq. (MHz)	Average Conducted Power (dBm)			FCC Conducted Power Limit (dBm)		DG (dBi)		EIRP Power Limit (dBm)	Pass/Fail
					Ant 1	Ant 2	SUM	Ant 1	Ant 2	Ant 1	Ant 2		
11a	6Mbps	1	100	5500	19.80	20.00		23.98	23.98	2.65	2.48	30	Pass
11a	6Mbps	1	116	5580	19.90	19.50		23.98	23.98	2.65	2.48	30	Pass
11a	6Mbps	1	140	5700	19.90	19.60		23.98	23.98	2.65	2.48	30	Pass
HT20	MCS0	1	100	5500	19.70	19.80		23.98	23.98	2.65	2.48	30	Pass
HT20	MCS0	1	116	5580	19.90	19.60		23.98	23.98	2.65	2.48	30	Pass
HT20	MCS0	1	140	5700	19.70	19.50		23.98	23.98	2.65	2.48	30	Pass
HT40	MCS0	1	102	5510	19.00	18.80		23.98	23.98	2.65	2.48	30	Pass
HT40	MCS0	1	110	5550	18.90	18.70		23.98	23.98	2.65	2.48	30	Pass
HT40	MCS0	1	134	5670	18.70	18.60		23.98	23.98	2.65	2.48	30	Pass
VHT20	MCS0	1	100	5500	19.60	19.70		23.98	23.98	2.65	2.48	30	Pass
VHT20	MCS0	1	116	5580	19.80	19.50		23.98	23.98	2.65	2.48	30	Pass
VHT20	MCS0	1	140	5700	19.60	19.40		23.98	23.98	2.65	2.48	30	Pass
VHT40	MCS0	1	102	5510	18.90	18.70		23.98	23.98	2.65	2.48	30	Pass
VHT40	MCS0	1	110	5550	18.80	18.60		23.98	23.98	2.65	2.48	30	Pass
VHT40	MCS0	1	134	5670	18.60	18.50		23.98	23.98	2.65	2.48	30	Pass
VHT80	MCS0	1	106	5530	16.80	19.40		23.98	23.98	2.65	2.48	30	Pass
VHT80	MCS0	1	122	5610	19.40	19.20		23.98	23.98	2.65	2.48	30	Pass
11a	6Mbps	2	100	5500	19.20	19.30	22.26	23.98		2.65		30	Pass
11a	6Mbps	2	116	5580	19.40	18.80	22.12	23.98		2.65		30	Pass
11a	6Mbps	2	140	5700	19.20	19.00	22.11	23.98		2.65		30	Pass
HT20	MCS0	2	100	5500	19.10	19.30	22.21	23.98		2.65		30	Pass
HT20	MCS0	2	116	5580	19.40	18.80	22.12	23.98		2.65		30	Pass
HT20	MCS0	2	140	5700	19.50	19.40	**22.46**	23.98		2.65		30	Pass
HT40	MCS0	2	102	5510	18.80	19.00	21.91	23.98		2.65		30	Pass
HT40	MCS0	2	110	5550	18.60	18.90	21.76	23.98		2.65		30	Pass
HT40	MCS0	2	134	5670	18.90	18.70	21.81	23.98		2.65		30	Pass
VHT20	MCS0	2	100	5500	19.00	19.20	22.11	23.98		2.65		30	Pass
VHT20	MCS0	2	116	5580	19.30	18.70	22.02	23.98		2.65		30	Pass
VHT40	MCS0	2	102	5510	18.70	18.90	21.81	23.98		2.65		30	Pass
VHT40	MCS0	2	110	5550	18.50	18.80	21.66	23.98		2.65		30	Pass
VHT40	MCS0	2	134	5670	18.80	18.60	21.71	23.98		2.65		30	Pass
VHT80	MCS0	2	106	5530	18.50	18.40	21.46	23.98		2.65		30	Pass
VHT80	MCS0	2	122	5610	19.40	19.00	22.21	23.98		2.65		30	Pass

Band III straddle channel													
Mod.	Data Rate	NTX	CH.	Freq. (MHz)	Average Conducted Power (dBm)			FCC Conducted Power Limit (dBm)		DG (dBi)		EIRP Power Limit (dBm)	Pass/Fail
					Ant 1	Ant 2	SUM	Ant 1	Ant 2	Ant 1	Ant 2		
11a	6Mbps	1	144	5720	19.60	19.90		23.32	23.33	2.65	2.48	30	Pass
HT20	MCS0	1	144	5720	19.60	19.80		23.52	23.42	2.65	2.48	30	Pass
HT40	MCS0	1	142	5710	18.80	18.70		23.98	23.98	2.65	2.48	30	Pass
VHT20	MCS0	1	144	5720	19.50	19.70		23.98	23.98	2.65	2.48	30	Pass
VHT40	MCS0	1	142	5710	18.70	18.60		23.98	23.98	2.65	2.48	30	Pass
VHT80	MCS0	1	138	5690	19.30	19.20		23.98	23.98	2.65	2.48	30	Pass
11a	6Mbps	2	144	5720	19.50	19.30	22.41	23.24		2.65		30	Pass
HT20	MCS0	2	144	5720	19.30	19.40	22.36	23.43		2.65		30	Pass
HT40	MCS0	2	142	5710	18.80	18.70	21.76	23.98		2.65		30	Pass
VHT20	MCS0	2	144	5720	19.20	19.30	22.26	23.98		2.65		30	Pass
VHT40	MCS0	2	142	5710	18.70	18.60	21.66	23.98		2.65		30	Pass
VHT80	MCS0	2	138	5690	19.10	19.00	22.06	23.98		2.65		30	Pass

<TXBF Mode>

Test Engineer :	Hank Hsu	**Temperature :**	23.5~24.5℃
		Relative Humidity :	53~54.5%

Band I												
Mod.	Data Rate	NTX	CH.	Freq. (MHz)	Average Conducted Power (dBm)			FCC Conducted Power Limit (dBm)		DG (dBi)		Pass/Fail
					Ant 1	Ant 2	SUM	Ant 1	Ant 2	Ant 1	Ant 2	
VHT20	MCS0	2	36	5180	16.90	18.40	20.72	24.00		5.67		Pass
VHT20	MCS0	2	44	5220	16.90	18.40	20.72	24.00		5.67		Pass
VHT20	MCS0	2	48	5240	17.00	18.40	20.77	24.00		5.67		Pass
VHT40	MCS0	2	38	5190	18.00	18.70	**21.37**	24.00		5.67		Pass
VHT40	MCS0	2	46	5230	17.90	18.60	21.27	24.00		5.67		Pass
VHT80	MCS0	2	42	5210	17.70	18.10	20.91	24.00		5.67		Pass

Band II													
Mod.	Data Rate	NTX	CH.	Freq. (MHz)	Average Conducted Power (dBm)			FCC Conducted Power Limit (dBm)		DG (dBi)		EIRP Power Limit (dBm)	Pass/Fail
					Ant 1	Ant 2	SUM	Ant 1	Ant 2	Ant 1	Ant 2		
VHT20	MCS0	2	52	5260	16.80	18.50	20.74	23.98		5.86		30	Pass
VHT20	MCS0	2	60	5300	16.90	18.50	20.78	23.98		5.86		30	Pass
VHT20	MCS0	2	64	5320	16.70	18.40	20.64	23.98		5.86		30	Pass
VHT40	MCS0	2	54	5270	17.80	18.90	**21.40**	23.98		5.86		30	Pass
VHT40	MCS0	2	62	5310	17.30	18.40	20.90	23.98		5.86		30	Pass
VHT80	MCS0	2	58	5290	16.40	17.00	19.72	23.98		5.86		30	Pass

Band III													
Mod.	Data Rate	NTX	CH.	Freq. (MHz)	Average Conducted Power (dBm)			FCC Conducted Power Limit (dBm)		DG (dBi)		EIRP Power Limit (dBm)	Pass/Fail
					Ant 1	Ant 2	SUM	Ant 1	Ant 2	Ant 1	Ant 2		
VHT20	MCS0	2	100	5500	16.80	18.50	20.74	23.98		5.58		30	Pass
VHT20	MCS0	2	116	5580	16.90	18.40	20.72	23.98		5.58		30	Pass
VHT20	MCS0	2	140	5700	16.80	18.50	20.74	23.98		5.58		30	Pass
VHT40	MCS0	2	102	5510	17.70	18.90	21.35	23.98		5.58		30	Pass
VHT40	MCS0	2	110	5550	18.00	18.90	21.48	23.98		5.58		30	Pass
VHT40	MCS0	2	134	5670	17.60	18.70	21.20	23.98		5.58		30	Pass
VHT80	MCS0	2	106	5530	18.70	19.10	21.91	23.98		5.58		30	Pass
VHT80	MCS0	2	122	5610	19.00	18.90	**21.96**	23.98		5.58		30	Pass

Band III straddle channel													
Mod.	Data Rate	NTX	CH.	Freq. (MHz)	Average Conducted Power (dBm)			FCC Conducted Power Limit (dBm)		DG (dBi)		EIRP Power Limit (dBm)	Pass/Fail
					Ant 1	Ant 2	SUM	Ant 1	Ant 2	Ant 1	Ant 2		
VHT20	MCS0	2	144	5720	16.50	18.30	20.50	23.33		5.58		30	Pass
VHT40	MCS0	2	142	5710	17.50	18.70	21.15	23.98		5.58		30	Pass
VHT80	MCS0	2	138	5690	18.60	18.70	21.66	23.98		5.58		30	Pass

3.3 Power Spectral Density Measurement

3.3.1 Limit of Power Spectral Density

<FCC 14-30 CFR 15.407>

For the 5.15–5.25 GHz bands:

For mobile and portable client devices in the 5.15–5.25 GHz band, the maximum power spectral density shall not exceed 11 dBm in any 1.0 MHz band. For an indoor access point operating in the band 5.15-5.25 GHz, the maximum power spectral density shall not exceed 17 dBm in any 1.0 MHz band.

For the 5.25–5.725 GHz bands:

The maximum power spectral density shall not exceed 11 dBm in any 1.0 MHz band.

For Straddle Channel, according to KDB 789033 D02 General UNII Test Procedures New Rules v02r01, if the power and PSD of the devices are uniform and comply with the lower limits specified for the U-NII-2 bands, a single measurement over the entire emission bandwidth can be performed to show compliance.

If transmitting antennas of directional gain greater than 6 dBi are used, the peak output power shall be reduced by the amount in dB that the directional gain of the antenna exceeds 6 dBi.

3.3.2 Measuring Instruments

See list of measuring equipment of this test report.

3.3.3 Test Procedures

The testing follows FCC KDB 789033 D02 General UNII Test Procedures New Rules v02r01.

Section F) Maximum power spectral density.

<CDD Modes>

 # Method SA-2 #

(trace averaging across on and off times of the EUT transmissions, followed by duty cycle correction).

- Measure the duty cycle.
- Set span to encompass the entire emission bandwidth (EBW) of the signal.
- Set RBW = 1 MHz.
- Set VBW ≥ 3 MHz.
- Number of points in sweep ≥ 2 Span / RBW.
- Sweep time = auto.
- Detector = RMS
- Trace average at least 100 traces in power averaging mode.
- Add 10 log(1/x), where x is the duty cycle, to the measured power in order to compute the average power during the actual transmission times. For example, add 10 log(1/0.25) = 6 dB if the duty cycle is 25 percent.

<TXBF Modes>

 # Method SA-3 #

(power averaging (rms) detection with max hold):

- Set span to encompass the entire emission bandwidth (EBW) of the signal.
- Set RBW = 1 MHz.
- Set VBW ≥ 3 MHz
- Number of points in sweep ≥ 2 Span / RBW.
- Sweep time ≤ (number of points in sweep) × T, when duty cycle is less than 98 percent where T is the minimum transmission duration over which the transmitter is on and is transmitting at its maximum power control level for the tested mode of operation.
- Detector = power averaging (rms).
- Trace mode = max hold.
- Allow max hold to run for at least 60 seconds, or longer as needed to allow the trace to stabilize.

1. The RF output of EUT was connected to the spectrum analyzer by a low loss cable.
2. Each plot has already offset with cable loss, and attenuator loss. Measure the PPSD and record it.
3. For MIMO mode, calculation method follows FCC KDB 662911 D01 Multiple Transmitter Output v02r01.

   Method (a): Measure and sum the spectra across the outputs.

   The total final Power Spectral Density is from a device with 2 transmitter outputs. The spectrum measurements of the individual outputs are all performed with the same span and number of points; the spectrum value in the first spectral bin of output 1 is summed with that in the first spectral bin of output 2 to obtain the value for the first frequency bin of the summed spectrum.

3.3.4 Test Setup

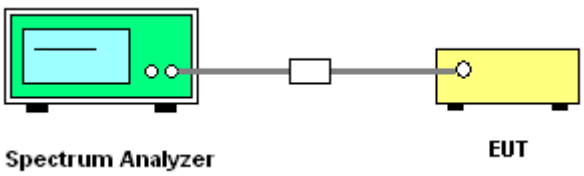

3.3.5 Test Result of Power Spectral Density

<CDD Mode>

Test Engineer :	Hank Hsu and Jacob Yu	Temperature :	23.5~24.5℃
		Relative Humidity :	53~54.5%

Band I														
Mod.	Data Rate	NTX	CH.	Freq. (MHz)	Duty Factor (dB)		Average Power Density with Duty Factor (dBm/MHz)			Average PSD Limit (dBm/MHz)		DG (dBi)		Pass /Fail
					Ant 1	Ant 2	Ant 1	Ant 2	SUM	Ant 1	Ant 2	Ant 1	Ant 2	
11a	6Mbps	1	36	5180	0.08	0.08	8.83	8.31		11.00	11.00	3.06	2.24	Pass
11a	6Mbps	1	44	5220	0.08	0.08	8.66	8.23		11.00	11.00	3.06	2.24	Pass
11a	6Mbps	1	48	5240	0.08	0.08	8.40	7.98		11.00	11.00	3.06	2.24	Pass
HT20	MCS0	1	36	5180	0.10	0.09	8.71	8.91		11.00	11.00	3.06	2.24	Pass
HT20	MCS0	1	44	5220	0.10	0.09	8.65	8.88		11.00	11.00	3.06	2.24	Pass
HT20	MCS0	1	48	5240	0.10	0.09	8.50	7.94		11.00	11.00	3.06	2.24	Pass
HT40	MCS0	1	38	5190	0.11	0.11	4.20	3.65		11.00	11.00	3.06	2.24	Pass
HT40	MCS0	1	46	5230	0.11	0.11	4.67	4.15		11.00	11.00	3.06	2.24	Pass
VHT80	MCS0	1	42	5210	0.23	0.26	0.96	0.84		11.00	11.00	3.06	2.24	Pass
11a	6Mbps	2	36	5180	0.08	0.08			10.60	11.00		5.67		Pass
11a	6Mbps	2	44	5220	0.08	0.08			10.60	11.00		5.67		Pass
11a	6Mbps	2	48	5240	0.08	0.08			10.85	11.00		5.67		Pass
HT20	MCS0	2	36	5180	0.08	0.08			10.58	11.00		5.67		Pass
HT20	MCS0	2	44	5220	0.08	0.08			10.54	11.00		5.67		Pass
HT20	MCS0	2	48	5240	0.08	0.08			**10.95**	11.00		5.67		Pass
HT40	MCS0	2	38	5190	0.11	0.11			6.64	11.00		5.67		Pass
HT40	MCS0	2	46	5230	0.11	0.11			7.66	11.00		5.67		Pass
VHT80	MCS0	2	42	5210	0.26	0.23			3.30	11.00		5.67		Pass

Band II														
Mod.	Data Rate	NTX	CH.	Freq. (MHz)	Duty Factor (dB)		Average Power Density with Duty Factor (dBm/MHz)			Average PSD Limit (dBm/MHz)		DG (dBi)		Pass /Fail
					Ant 1	Ant 2	Ant 1	Ant 2	SUM	Ant 1	Ant 2	Ant 1	Ant 2	
11a	6Mbps	1	52	5260	0.08	0.08	8.25	8.01		11.00	11.00	3.10	2.60	Pass
11a	6Mbps	1	60	5300	0.08	0.08	8.62	8.24		11.00	11.00	3.10	2.60	Pass
11a	6Mbps	1	64	5320	0.08	0.08	8.17	8.16		11.00	11.00	3.10	2.60	Pass
HT20	MCS0	1	52	5260	0.10	0.09	8.26	7.98		11.00	11.00	3.10	2.60	Pass
HT20	MCS0	1	60	5300	0.10	0.09	8.65	8.20		11.00	11.00	3.10	2.60	Pass
HT20	MCS0	1	64	5320	0.10	0.09	8.71	8.15		11.00	11.00	3.10	2.60	Pass
HT40	MCS0	1	54	5270	0.11	0.11	4.08	4.50		11.00	11.00	3.10	2.60	Pass
HT40	MCS0	1	62	5310	0.11	0.11	3.44	3.22		11.00	11.00	3.10	2.60	Pass
VHT80	MCS0	1	58	5290	0.23	0.26	-1.34	-0.70		11.00	11.00	3.10	2.60	Pass
11a	6Mbps	2	52	5260	0.08	0.08			10.82	11.00		5.86		Pass
11a	6Mbps	2	60	5300	0.08	0.08			10.86	11.00		5.86		Pass
11a	6Mbps	2	64	5320	0.08	0.08			10.85	11.00		5.86		Pass
HT20	MCS0	2	52	5260	0.08	0.08			**10.89**	11.00		5.86		Pass
HT20	MCS0	2	60	5300	0.08	0.08			10.82	11.00		5.86		Pass
HT20	MCS0	2	64	5320	0.08	0.08			10.84	11.00		5.86		Pass
HT40	MCS0	2	54	5270	0.11	0.11			7.55	11.00		5.86		Pass
HT40	MCS0	2	62	5310	0.11	0.11			5.55	11.00		5.86		Pass
VHT80	MCS0	2	58	5290	0.26	0.23			1.07	11.00		5.86		Pass

Band III														
Mod.	Data Rate	NTX	CH.	Freq. (MHz)	Duty Factor (dB)		Average Power Density with Duty Factor (dBm/MHz)			Average PSD Limit (dBm/MHz)		DG (dBi)		Pass /Fail
					Ant 1	Ant 2	Ant 1	Ant 2	SUM	Ant 1	Ant 2	Ant 1	Ant 2	
11a	6Mbps	1	100	5500	0.08	0.08	8.42	8.58		11.00	11.00	2.65	2.48	Pass
11a	6Mbps	1	116	5580	0.08	0.08	8.99	8.04		11.00	11.00	2.65	2.48	Pass
11a	6Mbps	1	140	5700	0.08	0.08	8.42	8.29		11.00	11.00	2.65	2.48	Pass
HT20	MCS0	1	100	5500	0.10	0.09	8.39	8.09		11.00	11.00	2.65	2.48	Pass
HT20	MCS0	1	116	5580	0.10	0.09	9.02	8.11		11.00	11.00	2.65	2.48	Pass
HT20	MCS0	1	140	5700	0.10	0.09	8.41	8.13		11.00	11.00	2.65	2.48	Pass
HT40	MCS0	1	102	5510	0.11	0.11	4.60	4.01		11.00	11.00	2.65	2.48	Pass
HT40	MCS0	1	110	5550	0.11	0.11	5.10	4.19		11.00	11.00	2.65	2.48	Pass
HT40	MCS0	1	134	5670	0.11	0.11	4.07	4.54		11.00	11.00	2.65	2.48	Pass
VHT80	MCS0	1	106	5530	0.23	0.26	-0.97	1.92		11.00	11.00	2.65	2.48	Pass
VHT80	MCS0	1	122	5610	0.23	0.26	3.18	1.86		11.00	11.00	2.65	2.48	Pass
11a	6Mbps	2	100	5500	0.08	0.08			10.68	11.00		5.58		Pass
11a	6Mbps	2	116	5580	0.08	0.08			10.98	11.00		5.58		Pass
11a	6Mbps	2	140	5700	0.08	0.08			10.58	11.00		5.58		Pass
HT20	MCS0	2	100	5500	0.08	0.08			10.76	11.00		5.58		Pass
HT20	MCS0	2	116	5580	0.08	0.08			**11.00**	11.00		5.58		Pass
HT20	MCS0	2	140	5700	0.08	0.08			10.99	11.00		5.58		Pass
HT40	MCS0	2	102	5510	0.11	0.11			6.83	11.00		5.58		Pass
HT40	MCS0	2	110	5550	0.11	0.11			7.46	11.00		5.58		Pass
HT40	MCS0	2	134	5670	0.11	0.11			7.95	11.00		5.58		Pass
VHT80	MCS0	2	106	5530	0.26	0.23			3.72	11.00		5.58		Pass
VHT80	MCS0	2	122	5610	0.26	0.23			4.80	11.00		5.58		Pass

Band III straddle channel														
Mod.	Data Rate	NTX	CH.	Freq. (MHz)	Duty Factor (dB)		Average Power Density (dBm/MHz)			Average PSD Limit (dBm/MHz)		DG (dBi)		Pass /Fail
					Ant 1	Ant 2	Ant 1	Ant 2	SUM	Ant 1	Ant 2	Ant 1	Ant 2	
11a	6Mbps	1	144	5720	0.08	0.08	8.23	**8.69**		11.00	11.00	2.65	2.48	Pass
HT20	MCS0	1	144	5720	0.10	0.09	8.20	8.62		11.00	11.00	2.65	2.48	Pass
HT40	MCS0	1	142	5710	0.11	0.11	4.58	4.33		11.00	11.00	2.65	2.48	Pass
VHT80	MCS0	1	138	5690	0.23	0.26	2.61	1.74		11.00	11.00	2.65	2.48	Pass
11a	6Mbps	2	144	5720	0.08	0.08			**10.98**	11.00		5.58		Pass
HT20	MCS0	2	144	5720	0.08	0.08			10.79	11.00		5.58		Pass
HT40	MCS0	2	142	5710	0.11	0.11			7.63	11.00		5.58		Pass
VHT80	MCS0	2	138	5690	0.26	0.23			5.17	11.00		5.58		Pass

Worst Case Power Density (dBm/MHz)

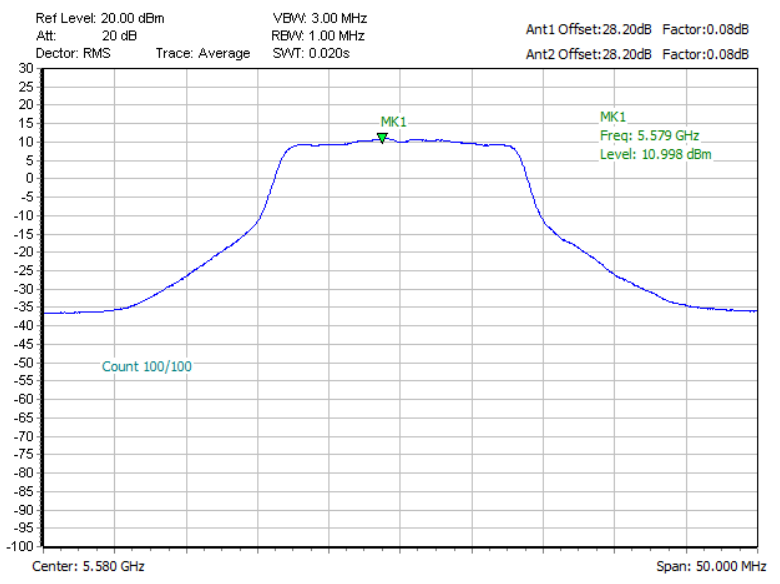

Note: Average Power Density (dB) = Measured value+ Duty Factor

<TXBF Mode>

Test Engineer :	Hank Hsu	Temperature :	23.5~24.5℃
		Relative Humidity :	53~54.5%

Band I													
Mod.	Data Rate	NTX	CH.	Freq. (MHz)	Average Power Density (dBm/MHz)			Average PSD Limit (dBm/MHz)		DG (dBi)		Pass /Fail
					Ant 1	Ant 2	SUM	Ant 1	Ant 2	Ant 1	Ant 2	
VHT20	MCS0	2	36	5180			10.64	11.00		5.67		Pass
VHT20	MCS0	2	44	5220			10.57	11.00		5.67		Pass
VHT20	MCS0	2	48	5240			**10.94**	11.00		5.67		Pass
VHT40	MCS0	2	38	5190			7.77	11.00		5.67		Pass
VHT40	MCS0	2	46	5230			8.26	11.00		5.67		Pass
VHT80	MCS0	2	42	5210			7.59	11.00		5.67		Pass

Band II													
Mod.	Data Rate	NTX	CH.	Freq. (MHz)	Average Power Density (dBm/MHz)			Average PSD Limit (dBm/MHz)		DG (dBi)		Pass /Fail
					Ant 1	Ant 2	SUM	Ant 1	Ant 2	Ant 1	Ant 2	
VHT20	MCS0	2	52	5260			10.61	11.00		5.86		Pass
VHT20	MCS0	2	60	5300			10.67	11.00		5.86		Pass
VHT20	MCS0	2	64	5320			**10.95**	11.00		5.86		Pass
VHT40	MCS0	2	54	5270			7.56	11.00		5.86		Pass
VHT40	MCS0	2	62	5310			7.89	11.00		5.86		Pass
VHT80	MCS0	2	58	5290			6.08	11.00		5.86		Pass

Band III													
Mod.	Data Rate	NTX	CH.	Freq. (MHz)	Average Power Density (dBm/MHz)			Average PSD Limit (dBm/MHz)		DG (dBi)		Pass /Fail
					Ant 1	Ant 2	SUM	Ant 1	Ant 2	Ant 1	Ant 2	
VHT20	MCS0	2	100	5500			10.57	11.00		5.58		Pass
VHT20	MCS0	2	116	5580			10.55	11.00		5.58		Pass
VHT20	MCS0	2	140	5700			**10.63**	11.00		5.58		Pass
VHT40	MCS0	2	102	5510			8.20	11.00		5.58		Pass
VHT40	MCS0	2	110	5550			7.94	11.00		5.58		Pass
VHT40	MCS0	2	134	5670			7.77	11.00		5.58		Pass
VHT80	MCS0	2	106	5530			7.50	11.00		5.58		Pass
VHT80	MCS0	2	122	5610			7.87	11.00		5.58		Pass

Band III straddle channel													
Mod.	Data Rate	NTX	CH.	Freq. (MHz)	Average Power Density (dBm/MHz)			Average PSD Limit (dBm/MHz)		DG (dBi)		Pass /Fail
					Ant 1	Ant 2	SUM	Ant 1	Ant 2	Ant 1	Ant 2	
VHT20	MCS0	2	144	5720			10.43	11.00		5.58		Pass
VHT40	MCS0	2	142	5710			7.70	11.00		5.58		Pass
VHT80	MCS0	2	138	5690			7.59	11.00		5.58		Pass

Worst Case Power Density (dBm/MHz)

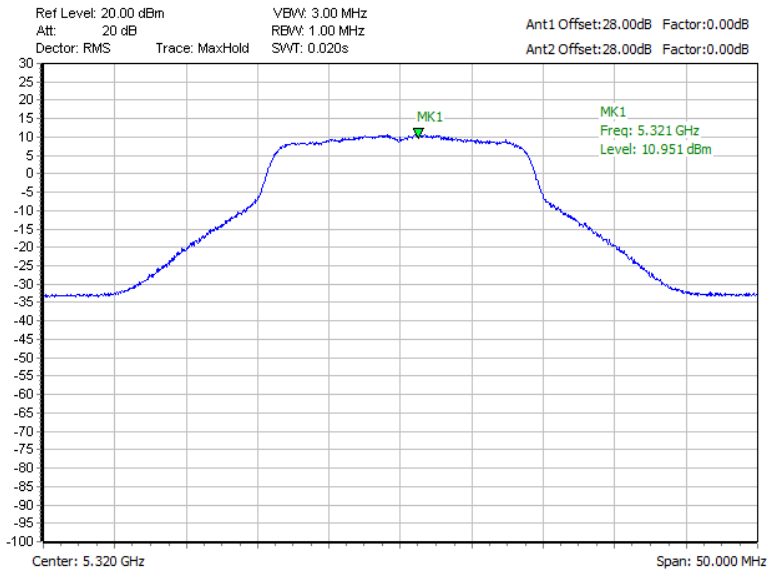

3.4 Unwanted Emissions Measurement

This section is to measure unwanted emissions through radiated measurement for band edge spurious emissions and out of band emissions measurement.

3.4.1 Limit of Unwanted Emissions

(1) For transmitters operating in the 5150-5250 MHz band: all emissions outside of the 5150-5350 MHz band shall not exceed an EIRP of –27dBm/MHz.

For transmitters operating in the 5250-5350 MHz band: all emissions outside of the 5150-5350 MHz band shall not exceed an EIRP of -27 dBm/MHz. Devices operating in the 5250-5350 MHz band that generate emissions in the 5150-5250 MHz band must meet all applicable technical requirements for operation in the 5150-5250 MHz band (including indoor use) or alternatively meet an out-of-band emission EIRP limit of -27 dBm/MHz in the 5150-5250 MHz band.

For transmitters operating in the 5470-5600 MHz and 5650-5725MHz band: all emissions outside of the 5470-5600 MHz and 5650-5725MHz band shall not exceed an EIRP of -27 dBm/MHz.

(2) Unwanted spurious emissions fallen in restricted bands shall comply with the general field strength limits as below table:

Frequency (MHz)	Field Strength (microvolts/meter)	Measurement Distance (meters)
0.009 – 0.490	2400/F(kHz)	300
0.490 – 1.705	24000/F(kHz)	30
1.705 – 30.0	30	30
30 – 88	100	3
88 – 216	150	3
216 - 960	200	3
Above 960	500	3

Note: The following formula is used to convert the EIRP to field strength.

$$E=\frac{1000000\sqrt{30P}}{3}$$ μV/m, where P is the eirp (Watts)

EIRP (dBm)	Field Strength at 3m (dBμV/m)
- 27	68.3

(3) KDB789033 D02 v02r01 G)2)c)

(i) Sections 15.407(b)(1-3) specifies the unwanted emissions limit for the U-NII-1 and U-NII-2 bands. As specified, emissions above 1000 MHz that are outside of the restricted bands are subject to a peak emission limit of −27 dBm/MHz.

(ii) Section 15.407(b)(4) specifies the unwanted emissions limit for the U-NII-3 band. A band emissions mask is specified in Section 15.407(b)(4)(i). The emission limits are based on the use of a peak detector.

3.4.2 Measuring Instruments

See list of measuring equipment of this test report.

3.4.3 Test Procedures

1. The testing follows FCC KDB 789033 D02 General UNII Test Procedures New Rules v02r01.

   Section G) Unwanted emissions measurement.

   (1) Procedure for Unwanted Emissions Measurements Below 1000MHz

   - RBW = 120 kHz
   - VBW = 300 kHz
   - Detector = Peak
   - Trace mode = max hold

   (2) Procedure for Peak Unwanted Emissions Measurements Above 1000 MHz

   - RBW = 1 MHz
   - VBW ≥ 3 MHz
   - Detector = Peak
   - Sweep time = auto
   - Trace mode = max hold

(3) Procedures for Average Unwanted Emissions Measurements Above 1000MHz

- RBW = 1 MHz
- VBW = 10 Hz, when duty cycle is no less than 98 percent.
- VBW ≥ 1/T, when duty cycle is less than 98 percent where T is the minimum transmission duration over which the transmitter is on and is transmitting at its maximum power control level for the tested mode of operation.

2. The EUT was placed on a turntable with 0.8 meter for frequency below 1GHz and 1.5 meter for frequency above 1GHz respectively above ground.
3. The EUT was set 3 meters from the interference receiving antenna which was mounted on the top of a variable height antenna tower.
4. The antenna is a broadband antenna and its height is adjusted between one meter and four meters above ground to find the maximum value of the field strength for both horizontal polarization and vertical polarization of the antenna.
5. For each suspected emission, the EUT was arranged to its worst case and then adjust the antenna tower (from 1 m to 4 m) and turntable (from 0 degree to 360 degrees) to find the maximum reading.
6. For testing below 1GHz, if the emission level of the EUT in peak mode was 3 dB lower than the limit specified, then peak values of EUT will be reported, otherwise, the emissions will be repeated one by one using the CISPR quasi-peak method and reported.
7. For testing above 1GHz, the emission level of the EUT in peak mode was 20dB lower than average limit (that means the emission level in average mode also complies with the limit in average mode), then peak values of EUT will be reported, otherwise, the emissions will be measured in average mode again and reported.

3.4.4 Test Setup

For radiated emissions below 30MHz

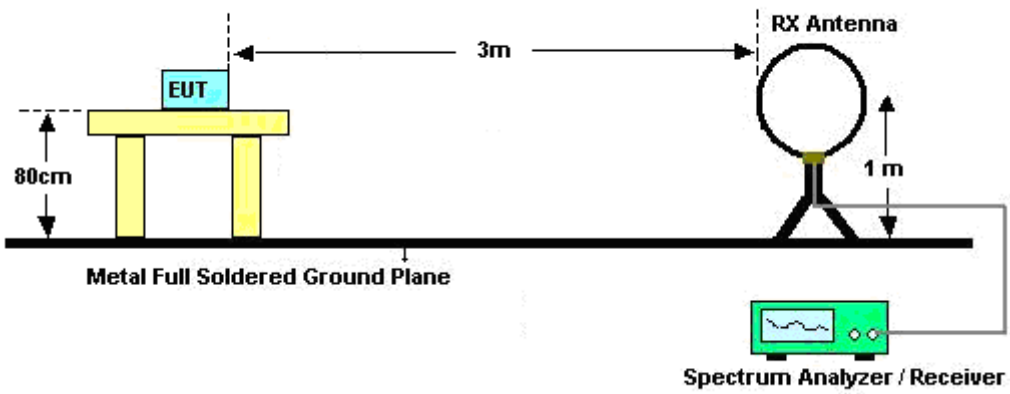

For radiated emissions from 30MHz to 1GHz

<CDD Mode>

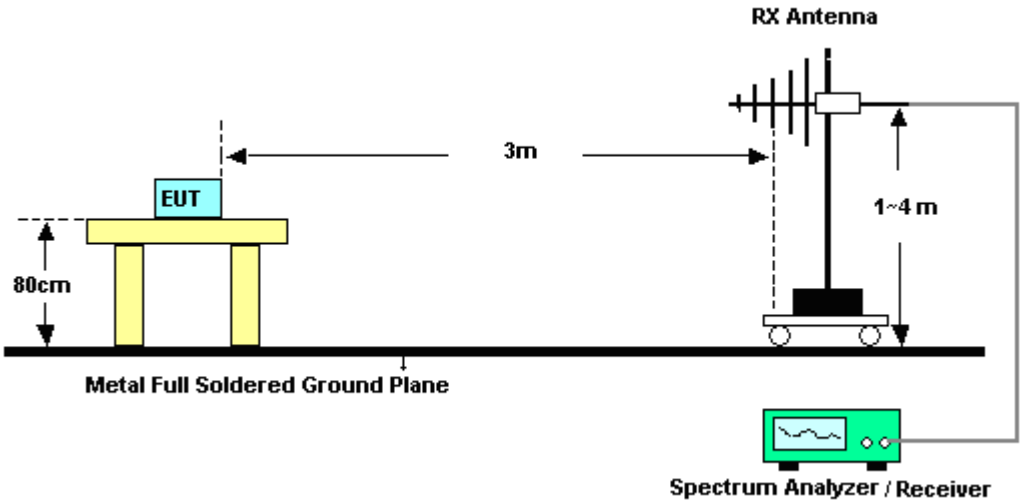

<TXBF Mode>

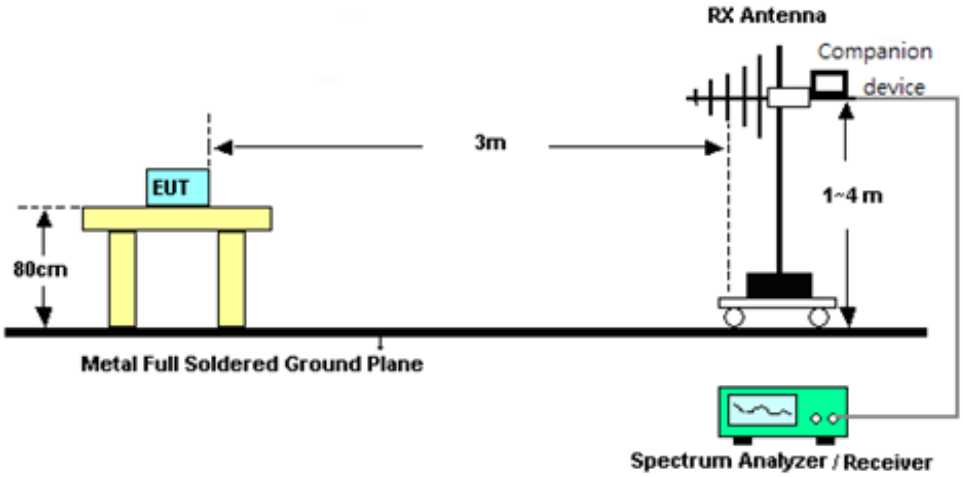

For radiated emissions from 1GHz to 18GHz

<CDD Mode>

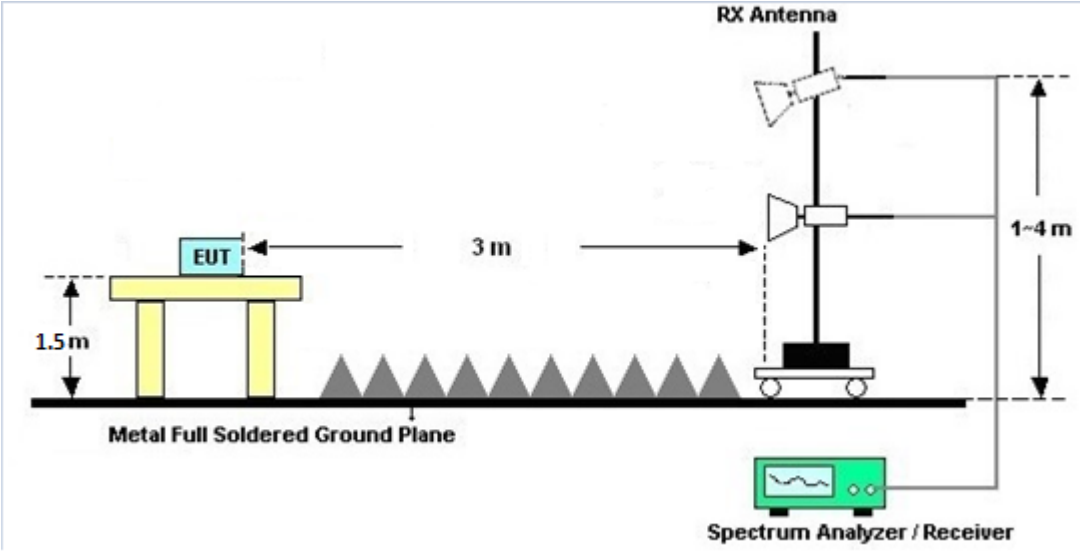

<TXBF Mode>

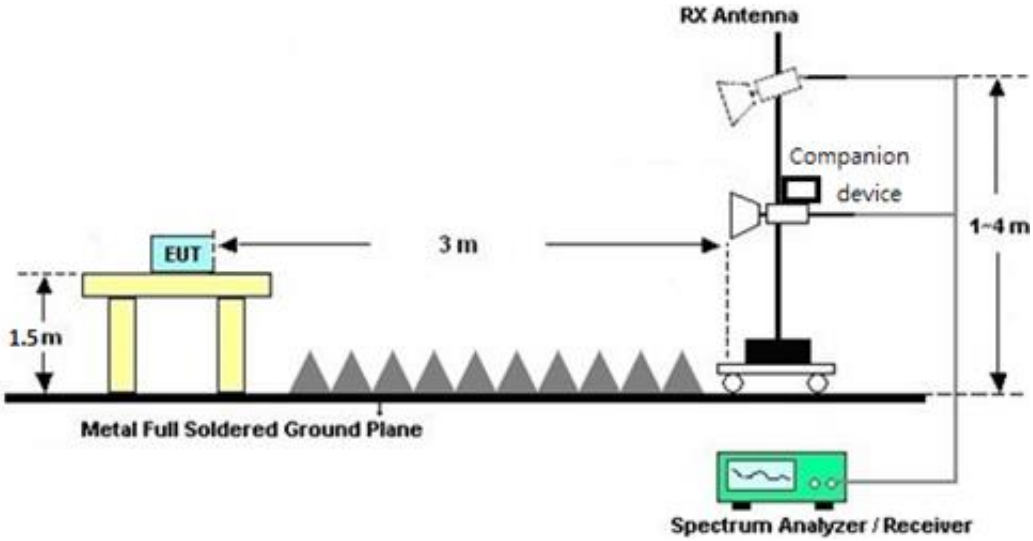

For radiated emissions above 18GHz

<CDD Mode>

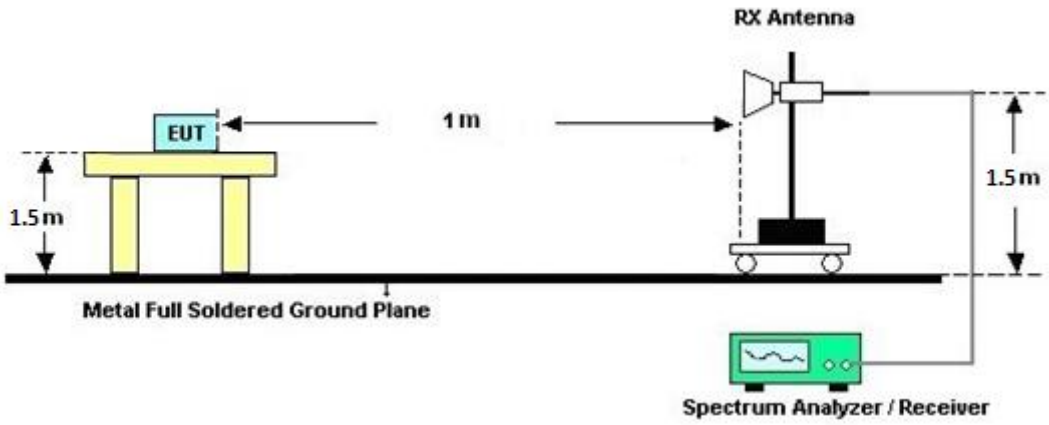

<TXBF Mode>

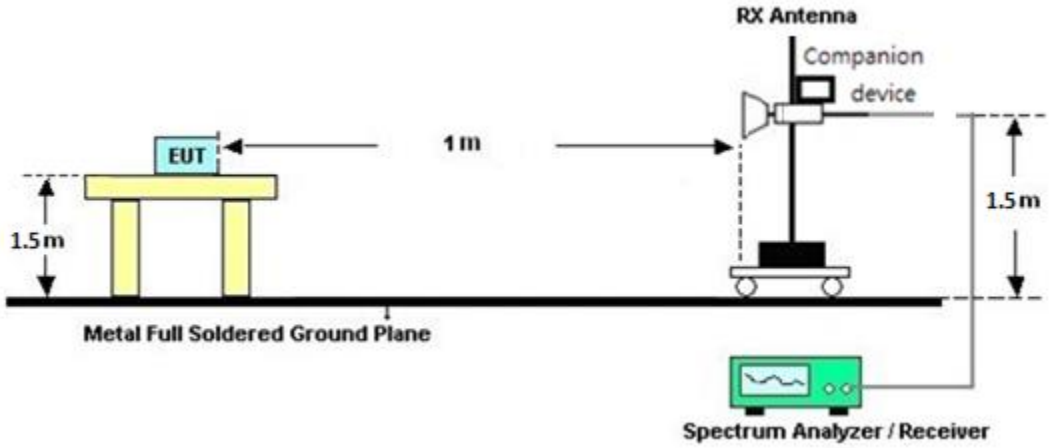

3.4.5 Test Results of Radiated Spurious Emissions (9 kHz ~ 30 MHz)

The low frequency, which started from 9 kHz to 30MHz, was pre-scanned and the result which was 20dB lower than the limit line was not reported.

There is a comparison data of both open-field test site and alternative test site - semi-Anechoic chamber according to 414788 D01 Radiated Test Site v01r01, and the result came out very similar.

3.4.6 Test Result of Radiated Spurious at Band Edges

Please refer to Appendix B and C.

3.4.7 Duty Cycle

Please refer to Appendix D.

3.4.8 Test Result of Radiated Spurious Emissions (30MHz ~ 10th Harmonic)

Please refer to Appendix B and C.

3.5 AC Conducted Emission Measurement

3.5.1 Limit of AC Conducted Emission

For equipment that is designed to be connected to the public utility (AC) power line, the radio frequency voltage that is conducted back onto the AC power line on any frequency or frequencies within the band 150 kHz to 30 MHz shall not exceed the limits in the following table.

Frequency of emission (MHz)	Conducted limit (dBμV)	
	Quasi-peak	Average
0.15-0.5	66 to 56*	56 to 46*
0.5-5	56	46
5-30	60	50

*Decreases with the logarithm of the frequency.

3.5.2 Measuring Instruments

See list of measuring equipment of this test report.

3.5.3 Test Procedures

1. The EUT was placed 0.4 meter from the conducting wall of the shielding room was kept at least 80 centimeters from any other grounded conducting surface.
2. Connect EUT to the power mains through a line impedance stabilization network (LISN).
3. All the support units are connecting to the other LISN.
4. The LISN provides 50 ohm coupling impedance for the measuring instrument.
5. The FCC states that a 50 ohm, 50 microhenry LISN should be used.
6. Both sides of AC line were checked for maximum conducted interference.
7. The frequency range from 150 kHz to 30 MHz was searched.
8. Set the test-receiver system to Peak Detect Function and specified bandwidth with Maximum Hold Mode.

3.5.4 Test Setup

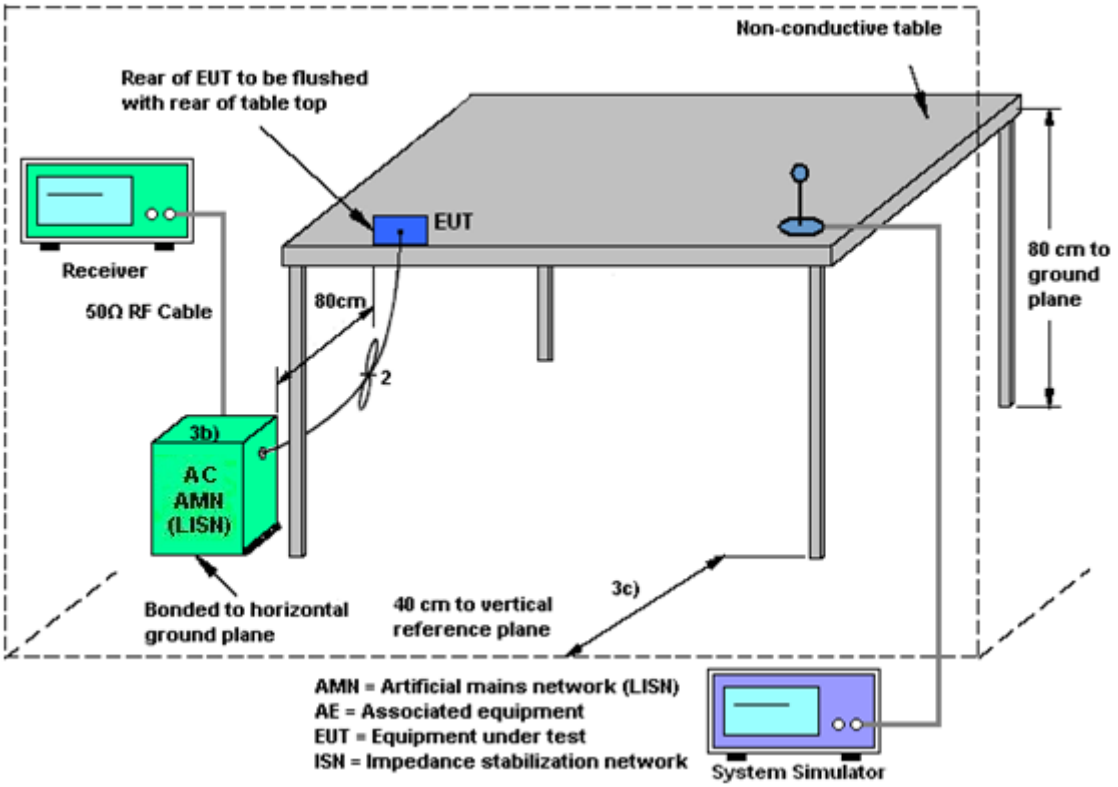

3.5.5 Test Result of AC Conducted Emission

Please refer to Appendix A.

3.6 Automatically Discontinue Transmission

3.6.1 Limit of Automatically Discontinue Transmission

The device shall automatically discontinue transmission in case of either absence of information to transmit or operational failure. These provisions are not intended to preclude the transmission of control or signaling information or the use of repetitive codes used by certain digital technologies to complete frame or burst intervals. Applicants shall include in their application for equipment authorization to describe how this requirement is met.

3.6.2 Measuring Instruments

See list of measuring equipment of this test report.

3.6.3 Test Result of Automatically Discontinue Transmission

While the EUT is not transmitting any information, the EUT can automatically discontinue transmission and become standby mode for power saving. The EUT can detect the controlling signal of ACK message transmitting from remote device and verify whether it shall resend or discontinue transmission.

3.7 Antenna Requirements

3.7.1 Standard Applicable

If transmitting antenna directional gain is greater than 6 dBi, both the peak transmit power and the peak power spectral density shall be reduced by the amount in dB that the directional gain of the antenna exceeds 6 dBi.

3.7.2 Antenna Anti-Replacement Construction

An embedded-in antenna design is used.

3.7.3 Antenna Gain

<CDD Modes >

FCC KDB 662911 D01 Multiple Transmitter Output v02r01

For CDD transmissions, directional gain is calculated as

Directional gain = GANT + Array Gain, where Array Gain is as follows.

For power spectral density (PSD) measurements on all devices,

Array Gain = 10 log(NANT/NSS=1) dB.

For power measurements on IEEE 802.11 devices,

Array Gain = 0 dB (i.e., no array gain) for NANT ≤ 4.

Directional gain may be calculated by using the formulas applicable to equal gain antennas with GANT set equal to the gain of the antenna having the highest gain;

The EUT supports CDD mode.

For power, the directional gain GANT is set equal to the antenna having the highest gain, i.e., F)2)f)i).

For PSD, the directional gain calculation is following F)2)f)ii) of KDB 662911 D01 v02r01.

The power and PSD limit should be modified if the directional gain of EUT is over 6 dBi,

The directional gain “DG” is calculated as following table.

<CDD Modes>

	Ant. 1 (dBi)	Ant. 2 (dBi)	DG for Power (dBi)	DG for PSD (dBi)	Power Limit Reduction (dB)	PSD Limit Reduction (dB)
Band I	3.06	2.24	3.06	5.67	0.00	0.00
Band II	3.10	2.60	3.10	5.86	0.00	0.00
Band III	2.65	2.48	2.65	5.58	0.00	0.00

Power limit reduction = Composite gain – 6dBi, (min = 0)

PSD limit reduction = Composite gain + PSD Array gain – 6dBi, (min = 0)

TXBF modes

FCC KDB 662911 D01 Multiple Transmitter Output v02r01

For CDD transmissions, directional gain is calculated as

$$DirectionalGain = 10 \cdot \log \left[\frac{\sum_{j=1}^{N_{SS}} \left\{ \sum_{k=1}^{N_{ANT}} g_{j,k} \right\}^2}{N_{ANT}} \right]$$

where

Each antenna is driven by no more than one spatial stream;

N_{SS} = the number of independent spatial streams of data;

N_{ANT} = the total number of antennas

$g_{j,k} = 10^{G_k/20}$ if the kth antenna is being fed by spatial stream j, or zero if it is not;

G_k is the gain in dBi of the kth antenna.

The EUT supports beamforming for 802.11ac modes.

The directional gain calculation is following F)2)e)ii) of KDB 662911 D01 v02r01.

The power and PSD limit should be modified if the directional gain of EUT is over 6 dBi,

The directional gain "DG" is calculated as following table.

	Ant 1 (dBi)	Ant 2 (dBi)	DG for Power (dBi)	DG for PSD (dBi)	Power Limit Reduction (dB)	PSD Limit Reduction (dB)
Band I	3.06	2.24	5.67	5.67	0.00	0.00
Band II	3.10	2.60	5.86	5.86	0.00	0.00
Band III	2.65	2.48	5.58	5.58	0.00	0.00

Power Limit Reduction = DG(Power) – 6dBi, (min = 0)

PSD Limit Reduction = DG(PSD) – 6dBi, (min = 0)

4 List of Measuring Equipment

Instrument	Brand Name	Model No.	Serial No.	Characteristics	Calibration Date	Test Date	Due Date	Remark
Loop Antenna	Rohde & Schwarz	HFH2-Z2	100488	9 kHz~30 MHz	Jan. 09, 2020	Aug. 07, 2020~ Sep. 08, 2020	Jan. 08, 2021	Radiation (03CH15-HY)
Bilog Antenna	TESEQ	CBL6111D& 00800N1D0 1N-06	41912&05	30MHz to 1GHz	Feb. 09, 2020	Aug. 07, 2020~ Sep. 08, 2020	Feb. 08, 2021	Radiation (03CH15-HY)
Amplifier	SONOMA	310N	363440	9kHz~1GHz	Dec. 27, 2019	Aug. 07, 2020~ Sep. 08, 2020	Dec. 26, 2020	Radiation (03CH15-HY)
Horn Antenna	SCHWARZBE CK	BBHA 9120 D	9120D-1620	1-18GHz	Oct. 28, 2019	Aug. 07, 2020~ Sep. 08, 2020	Oct. 27, 2020	Radiation (03CH15-HY)
SHF-EHF Horn Antenna	SCHWARZBE CK	BBHA 9170	BBHA917058 4	18GHz- 40GHz	Dec. 10, 2019	Aug. 07, 2020~ Sep. 08, 2020	Dec. 09, 2020	Radiation (03CH15-HY)
Preamplifier	Jet-Power	JPA0118-55-303	1710001800 055006	1GHz~18GHz	May 07, 2020	Aug. 07, 2020~ Sep. 08, 2020	May 06, 2021	Radiation (03CH15-HY)
Preamplifier	Keysight	83017A	MY53270195	1GHz~26.5GHz	Aug. 23, 2019	Aug. 07, 2020~ Aug. 21, 2020	Aug. 22, 2020	Radiation (03CH15-HY)
Preamplifier	Keysight	83017A	MY53270195	1GHz~26.5GHz	Aug. 21, 2020	Aug. 21, 2020~ Sep. 08, 2020	Aug. 20, 2021	Radiation (03CH15-HY)
Preamplifier	EMEC	EM18G40G	060715	18GHz ~ 40GHz	Dec. 13, 2019	Aug. 07, 2020~ Sep. 08, 2020	Dec. 12, 2020	Radiation (03CH15-HY)
EMI Test Receiver	Keysight	N9038A(MX E)	MY54130085	20MHz~8.4GHz	Nov. 01, 2019	Aug. 07, 2020~ Sep. 08, 2020	Oct. 31, 2020	Radiation (03CH15-HY
Spectrum Analyzer	Agilent	E4446A	MY50180136	3Hz~44GHz	May 04, 2020	Aug. 07, 2020~ Sep. 08, 2020	May 03, 2021	Radiation (03CH15-HY)
Antenna Mast	ChainTek	MBS-520-1	N/A	1m~4m	N/A	Aug. 07, 2020~ Sep. 08, 2020	N/A	Radiation (03CH15-HY)
Turn Table	ChainTek	T-200-S-1	N/A	0~360 Degree	N/A	Aug. 07, 2020~ Sep. 08, 2020	N/A	Radiation (03CH15-HY)
Software	Audix	E3 6.2009-8-24(k5)	RK-000451	N/A	N/A	Aug. 07, 2020~ Sep. 08, 2020	N/A	Radiation (03CH15-HY)
RF Cable	HUBER + SUHNER	SUCOFLEX 104	MY36980/4	30M-18G	Apr. 14, 2020	Aug. 07, 2020~ Sep. 08, 2020	Apr. 13, 2021	Radiation (03CH15-HY)
RF Cable	HUBER + SUHNER	SUCOFLEX 104	MY9838/4PE	30M-18G	Apr. 14, 2020	Aug. 07, 2020~ Sep. 08, 2020	Apr. 13, 2021	Radiation (03CH15-HY)
RF Cable	HUBER + SUHNER	SUCOFLEX 104	MY37710/4	30M-18G	Apr. 17, 2020	Aug. 07, 2020~ Sep. 08, 2020	Apr. 16, 2021	Radiation (03CH15-HY)
RF Cable	HUBER + SUHNER	SUCOFLEX 102	505134/2	30MHz-40GHz	Feb. 25, 2020	Aug. 07, 2020~ Sep. 08, 2020	Feb. 24, 2021	Radiation (03CH15-HY)
RF Cable	HUBER + SUHNER	SUCOFLEX 102	800740/2	30MHz-40GHz	Feb. 25, 2020	Aug. 07, 2020~ Sep. 08, 2020	Feb. 24, 2021	Radiation (03CH15-HY)
RF Cable	HUBER + SUHNER	SUCOFLEX 104	MY9837/4PE	9kHz~30MHz	Mar. 12, 2020	Aug. 07, 2020~ Sep. 08, 2020	Mar. 11, 2021	Radiation (03CH15-HY)
Filter	Wainwright	WLK4-1000-1530-8000-4 0SS	SN4	1.53G Low Pass	Jul. 03, 2020	Aug. 07, 2020~ Sep. 08, 2020	Jul. 02, 2021	Radiation (03CH15-HY)
Filter	Wainwright	WHKX8-587 2.5-6750-18 000-40ST	SN6	6.75GHz High Pass Filter	Jul. 03, 2020	Aug. 07, 2020~ Sep. 08, 2020	Jul. 02, 2021	Radiation (03CH15-HY)
Filter	Wainwright	WHKX12-27 00-3000-180 00-60ST	SN4	3GHz High Pass Filter	Sep. 17, 2019	Aug. 07, 2020~ Sep. 08, 2020	Sep. 16, 2020	Radiation (03CH15-HY)

Instrument	Brand Name	Model No.	Serial No.	Characteristics	Calibration Date	Test Date	Due Date	Remark
AC Power Source	ChainTek	APC-1000W	N/A	N/A	N/A	Aug. 04, 2020	N/A	Conduction (CO05-HY)
EMI Test Receiver	Rohde & Schwarz	ESR3	102388	9kHz~3.6GHz	Nov. 15, 2019	Aug. 04, 2020	Nov. 14, 2020	Conduction (CO05-HY)
Hygrometer	Testo	608-H1	34913912	N/A	Nov. 07, 2019	Aug. 04, 2020	Nov. 06, 2020	Conduction (CO05-HY)
LISN	Rohde & Schwarz	ENV216	100080	9kHz~30MHz	Nov. 20, 2019	Aug. 04, 2020	Nov. 19, 2020	Conduction (CO05-HY)
LISN	Rohde & Schwarz	ENV216	100081	9kHz~30MHz	Nov. 15, 2019	Aug. 04, 2020	Nov. 14, 2020	Conduction (CO05-HY)
Software	Rohde & Schwarz	EMC32 V10.30	N/A	N/A	N/A	Aug. 04, 2020	N/A	Conduction (CO05-HY)
LF Cable	HUBER + SUHNER	RG-214/U	LF01	N/A	Jan. 02, 2020	Aug. 04, 2020	Jan. 01, 2021	Conduction (CO05-HY)
Pulse Limiter	Rohde & Schwarz	ESH3-Z2	100851	N/A	Jan. 02, 2020	Aug. 04, 2020	Jan. 01, 2021	Conduction (CO05-HY)
<CDD Mode>								
Hygrometer	Testo	HTC-1	2	N/A	Mar. 02, 2020	Aug. 04, 2020~ Sep. 07, 2020	Mar. 01, 2021	Conducted (TH05-HY)
Power Sensor	DARE	RPR3006W	17I00015S NO36	10MHz~6GHz	Jan. 22, 2020	Aug. 04, 2020~ Sep. 07, 2020	Jan. 21, 2021	Conducted (TH05-HY)
Spectrum Analyzer	Rohde & Schwarz	FSP30	101067	9kHz-30GHz	Nov. 26, 2019	Aug. 04, 2020~ Sep. 07, 2020	Nov. 25, 2020	Conducted (TH05-HY)
Switch Control Manframe	EM Electronics	EMSW18SE	SW200302	N/A	Mar. 17, 2020	Aug. 04, 2020~ Sep. 07, 2020	Mar. 16, 2021	Conducted (TH05-HY)
<TXBF Mode>								
Hygrometer	Testo	608-H1	34893241	N/A	Mar. 02, 2020	Aug. 14, 2020~ Sep. 13, 2020	Mar. 01, 2021	Conducted (TH05-HY)
Power Sensor	DARE	RPR3006W	16I00054S NO10	10MHz~6GHz	Dec. 23, 2019	Aug. 14, 2020~ Sep. 13, 2020	Dec. 22, 2020	Conducted (TH05-HY)
Signal Analyzer	Rohde & Schwarz	FSV40	101397	10Hz~40GHz	Nov. 15, 2019	Aug. 14, 2020~ Sep. 13, 2020	Nov. 14, 2020	Conducted (TH05-HY)
Switch Box & RF Cable	EM Electronics	EMSW18SE	SW200302	N/A	Mar. 17, 2020	Aug. 14, 2020~ Sep. 13, 2020	Mar. 16, 2021	Conducted (TH05-HY)

5 Uncertainty of Evaluation

Uncertainty of Conducted Emission Measurement (150kHz ~ 30MHz)

Measuring Uncertainty for a Level of Confidence of 95% (U = 2Uc(y))	2.3

Uncertainty of Radiated Emission Measurement (30 MHz ~ 1000 MHz)

Measuring Uncertainty for a Level of Confidence of 95% (U = 2Uc(y))	5.0

Uncertainty of Radiated Emission Measurement (1000 MHz ~ 18000 MHz)

Measuring Uncertainty for a Level of Confidence of 95% (U = 2Uc(y))	5.4

Uncertainty of Radiated Emission Measurement (18000 MHz ~ 40000 MHz)

Measuring Uncertainty for a Level of Confidence of 95% (U = 2Uc(y))	5.0

Appendix A. AC Conducted Emission Test Results

Test Engineer :	Tom Lee	**Temperature :**	23~25℃
		Relative Humidity :	42~50%

EUT Information

Report NO :	072903-01
Test Mode :	Mode 1
Test Voltage :	120Vac/60Hz
Phase :	Line

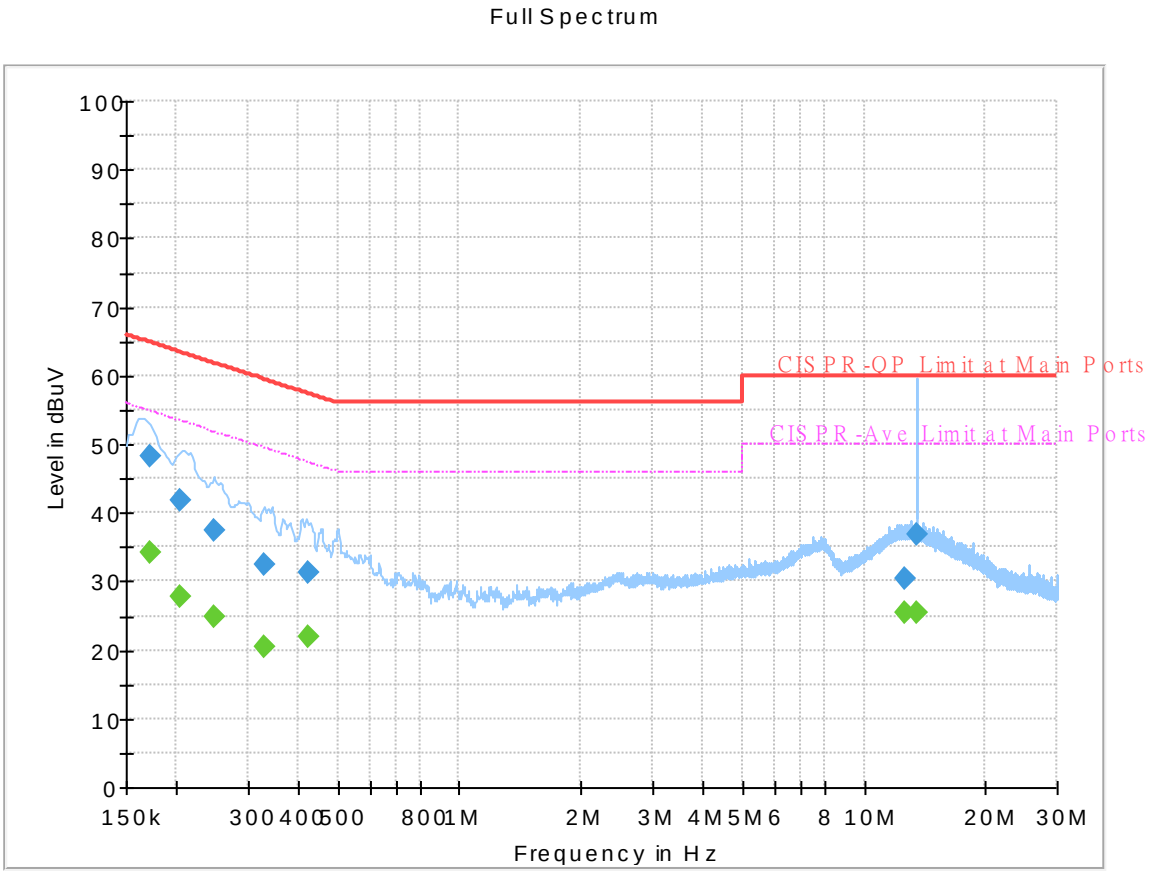

Final_Result

Frequency (MHz)	QuasiPeak (dBuV)	CAverage (dBuV)	Limit (dBuV)	Margin (dB)	Line	Filter	Corr. (dB)
0.172500	---	34.16	54.84	20.68	L1	OFF	19.5
0.172500	48.37	---	64.84	16.47	L1	OFF	19.5
0.204000	---	27.65	53.45	25.80	L1	OFF	19.5
0.204000	41.93	---	63.45	21.52	L1	OFF	19.5
0.246570	---	24.79	51.87	27.08	L1	OFF	19.5
0.246570	37.39	---	61.87	24.48	L1	OFF	19.5
0.328470	---	20.50	49.49	28.99	L1	OFF	19.5
0.328470	32.33	---	59.49	27.16	L1	OFF	19.5
0.422520	---	21.91	47.40	25.49	L1	OFF	19.5
0.422520	31.32	---	57.40	26.08	L1	OFF	19.5
12.668010	---	25.50	50.00	24.50	L1	OFF	19.8
12.668010	30.46	---	60.00	29.54	L1	OFF	19.8
13.560000	---	25.54	50.00	24.46	L1	OFF	19.8
13.560000	36.80	---	60.00	23.20	L1	OFF	19.8

EUT Information

Report NO :	072903-01
Test Mode :	Mode 1
Test Voltage :	120Vac/60Hz
Phase :	Neutral

Full Spectrum

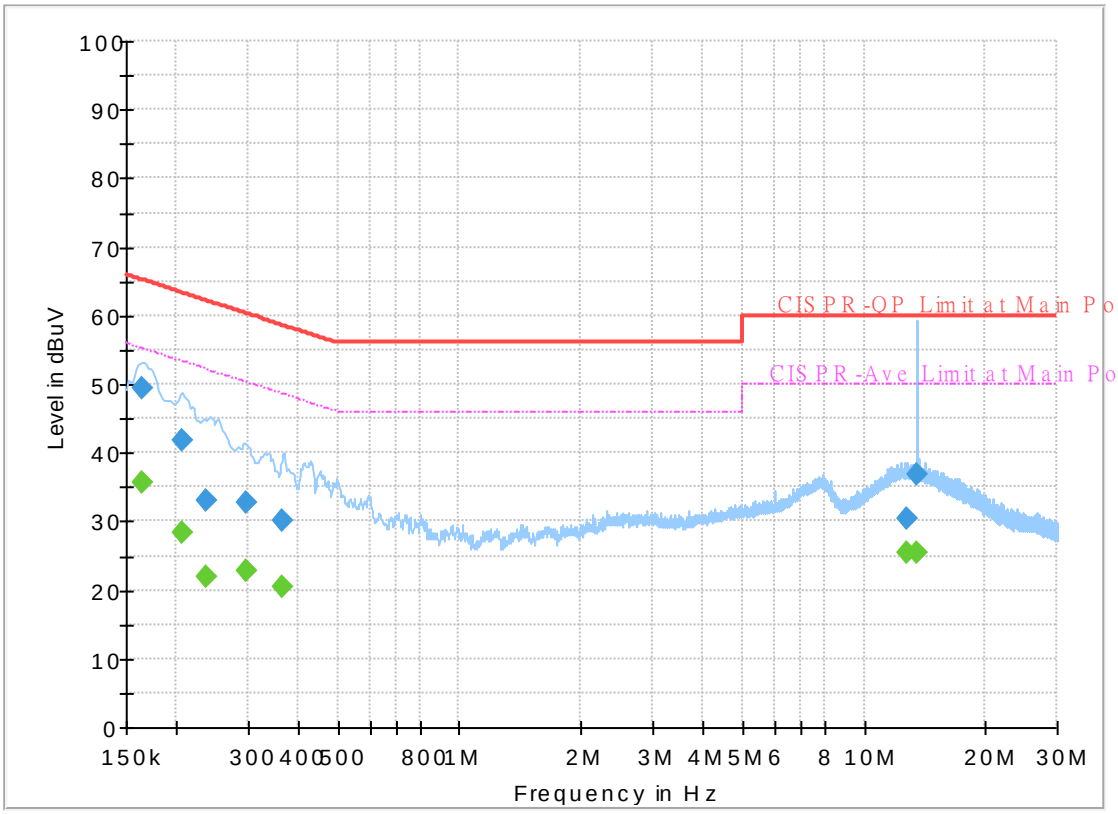

Final_Result

Frequency (MHz)	QuasiPeak (dBuV)	CAverage (dBuV)	Limit (dBuV)	Margin (dB)	Line	Filter	Corr. (dB)
0.164940	---	35.78	55.21	19.43	N	OFF	19.5
0.164940	49.45	---	65.21	15.76	N	OFF	19.5
0.205800	---	28.33	53.37	25.04	N	OFF	19.5
0.205800	41.73	---	63.37	21.64	N	OFF	19.5
0.237750	---	21.95	52.17	30.22	N	OFF	19.5
0.237750	33.04	---	62.17	29.13	N	OFF	19.5
0.298050	---	22.69	50.30	27.61	N	OFF	19.5
0.298050	32.66	---	60.30	27.64	N	OFF	19.5
0.365550	---	20.55	48.60	28.05	N	OFF	19.5
0.365550	30.24	---	58.60	28.36	N	OFF	19.5
12.707250	---	25.46	50.00	24.54	N	OFF	19.9
12.707250	30.45	---	60.00	29.55	N	OFF	19.9
13.560000	---	25.51	50.00	24.49	N	OFF	19.9
13.560000	36.96	---	60.00	23.04	N	OFF	19.9

Appendix B. Radiated Spurious Emission

Test Engineer :	Leo Lee, Mancy Chou, and Bigshow Wang	Temperature :	22.1~23.1°C
		Relative Humidity :	48~58%

<CDD Mode>

Band 1 - 5150~5250MHz

WIFI 802.11a (Band Edge @ 3m)

WIFI Ant.	Note	Frequency	Level	Over Limit	Limit Line	Read Level	Antenna Factor	Path Loss	Preamp Factor	Ant Pos	Table Pos	Peak Avg.	Pol.
1		(MHz)	(dBμV/m)	(dB)	(dBμV/m)	(dBμV)	(dB/m)	(dB)	(dB)	(cm)	(deg)	(P/A)	(H/V)
802.11a CH 36 5180MHz		5148.72	57.38	-16.62	74	44.8	32.1	10.49	30.01	100	133	P	H
		5150	47.18	-6.82	54	34.6	32.1	10.49	30.01	100	133	A	H
	*	5180	115.07	-	-	102.62	31.92	10.54	30.01	100	133	P	H
	*	5180	107.27	-	-	94.82	31.92	10.54	30.01	100	133	A	H
													H
													H
		5142.22	54.63	-19.37	74	42.08	32.08	10.48	30.01	287	280	P	V
		5150	44.46	-9.54	54	31.88	32.1	10.49	30.01	287	280	A	V
	*	5180	111.86	-	-	99.41	31.92	10.54	30.01	287	280	P	V
	*	5180	104.15	-	-	91.7	31.92	10.54	30.01	287	280	A	V
													V
													V
802.11a CH 44 5220MHz		5112.84	52.24	-21.76	74	40.2	32.03	10.44	30.43	121	154	P	H
		5145.6	42.42	-11.58	54	30.27	32.09	10.49	30.43	121	154	A	H
	*	5220	112.65	-	-	100.82	31.68	10.58	30.43	121	154	P	H
	*	5220	105.13	-	-	93.3	31.68	10.58	30.43	121	154	A	H
		5451.88	51.12	-22.88	74	39.12	31.71	10.72	30.43	121	154	P	H
		5452.72	43.39	-10.61	54	31.38	31.72	10.72	30.43	121	154	A	H
		5143.52	51.85	-22.15	74	39.71	32.09	10.48	30.43	281	283	P	V
		5145.6	41.8	-12.2	54	29.65	32.09	10.49	30.43	281	283	A	V
	*	5220	110.07	-	-	98.24	31.68	10.58	30.43	281	283	P	V
	*	5220	102.62	-	-	90.79	31.68	10.58	30.43	281	283	A	V
		5427.52	51.11	-22.89	74	39.15	31.7	10.69	30.43	281	283	P	V
		5452.72	41.82	-12.18	54	29.81	31.72	10.72	30.43	281	283	A	V

802.11a CH 48 5240MHz		5140.14	52.33	-21.67	74	40.2	32.08	10.48	30.43	100	155	P	H
		5145.6	42.04	-11.96	54	29.89	32.09	10.49	30.43	100	155	A	H
	*	5240	113.05	-	-	101.33	31.56	10.59	30.43	100	155	P	H
	*	5240	105.49	-	-	93.77	31.56	10.59	30.43	100	155	A	H
		5364.8	52.37	-21.63	74	40.67	31.49	10.64	30.43	100	155	P	H
		5452.72	42.61	-11.39	54	30.6	31.72	10.72	30.43	100	155	A	H
		5133.9	52.5	-21.5	74	40.39	32.07	10.47	30.43	279	284	P	V
		5145.6	41.63	-12.37	54	29.48	32.09	10.49	30.43	279	284	A	V
	*	5240	110.11	-	-	98.39	31.56	10.59	30.43	279	284	P	V
	*	5240	102.56	-	-	90.84	31.56	10.59	30.43	279	284	A	V
		5360.6	52.11	-21.89	74	40.44	31.46	10.64	30.43	279	284	P	V
		5452.72	41.57	-12.43	54	29.56	31.72	10.72	30.43	279	284	A	V
Remark	1. No other spurious found. 2. All results are PASS against Peak and Average limit line.												

Band 1 5150~5250MHz

WIFI 802.11a (Harmonic @ 3m)

WIFI Ant. 1	Note	Frequency (MHz)	Level (dBμV/m)	Over Limit (dB)	Limit Line (dBμV/m)	Read Level (dBμV)	Antenna Factor (dB/m)	Path Loss (dB)	Preamp Factor (dB)	Ant Pos (cm)	Table Pos (deg)	Peak Avg. (P/A)	Pol. (H/V)
802.11a CH 36 5180MHz		10360	47.57	-20.63	68.2	54.16	39.9	14.41	60.9	100	0	P	H
		15540	46.38	-27.62	74	53.81	38	17.28	62.71	100	0	P	H
													H
													H
		10360	47.04	-21.16	68.2	53.63	39.9	14.41	60.9	100	0	P	V
		15540	46.05	-27.95	74	53.48	38	17.28	62.71	100	0	P	V
													V
													V
802.11a CH 44 5220MHz		10440	48.25	-19.95	68.2	54.76	40.1	14.41	61.02	100	0	P	H
		15660	46.72	-27.28	74	53.93	37.58	17.34	62.13	100	0	P	H
													H
													H
		10440	48.1	-20.1	68.2	54.61	40.1	14.41	61.02	100	0	P	V
		15660	47.79	-26.21	74	55	37.58	17.34	62.13	100	0	P	V
													V
													V
802.11a CH 48 5240MHz		10480	47.35	-20.85	68.2	53.91	40.1	14.41	61.07	100	0	P	H
		15720	46.2	-27.8	74	53.21	37.46	17.37	61.84	100	0	P	H
													H
													H
		10480	47.51	-20.69	68.2	54.07	40.1	14.41	61.07	100	0	P	V
		15720	45.97	-28.03	74	52.98	37.46	17.37	61.84	100	0	P	V
													V
													V
Remark	1. No other spurious found. 2. All results are PASS against Peak and Average limit line.												

Band 1 5150~5250MHz

WIFI 802.11n HT20 (Band Edge @ 3m)

WIFI Ant. 1	Note	Frequency (MHz)	Level (dBμV/m)	Over Limit (dB)	Limit Line (dBμV/m)	Read Level (dBμV)	Antenna Factor (dB/m)	Path Loss (dB)	Preamp Factor (dB)	Ant Pos (cm)	Table Pos (deg)	Peak Avg. (P/A)	Pol. (H/V)
802.11n HT20 CH 36 5180MHz		5150	57.63	-16.37	74	45.05	32.1	10.49	30.01	100	134	P	H
		5149.76	48.37	-5.63	54	35.79	32.1	10.49	30.01	100	134	A	H
	*	5180	115.54	-	-	103.09	31.92	10.54	30.01	100	134	P	H
	*	5180	107.19	-	-	94.74	31.92	10.54	30.01	100	134	A	H
													H
													H
		5146.64	54.42	-19.58	74	41.85	32.09	10.49	30.01	299	280	P	V
		5149.76	45.59	-8.41	54	33.01	32.1	10.49	30.01	299	280	A	V
	*	5180	111.47	-	-	99.02	31.92	10.54	30.01	299	280	P	V
	*	5180	103.91	-	-	91.46	31.92	10.54	30.01	299	280	A	V
													V
													V
802.11n HT20 CH 44 5220MHz		5148.98	53.17	-20.83	74	41.01	32.1	10.49	30.43	100	151	P	H
		5145.6	43.67	-10.33	54	31.52	32.09	10.49	30.43	100	151	A	H
	*	5220	112.5	-	-	100.67	31.68	10.58	30.43	100	151	P	H
	*	5220	104.99	-	-	93.16	31.68	10.58	30.43	100	151	A	H
		5453.84	52.78	-21.22	74	40.77	31.72	10.72	30.43	100	151	P	H
		5452.72	43.98	-10.02	54	31.97	31.72	10.72	30.43	100	151	A	H
		5089.44	52.63	-21.37	74	40.67	31.98	10.41	30.43	313	281	P	V
		5145.6	43.03	-10.97	54	30.88	32.09	10.49	30.43	313	281	A	V
	*	5220	110.71	-	-	98.88	31.68	10.58	30.43	313	281	P	V
	*	5220	103	-	-	91.17	31.68	10.58	30.43	313	281	A	V
		5370.68	52.27	-21.73	74	40.53	31.52	10.65	30.43	313	281	P	V
		5451.88	42.54	-11.46	54	30.54	31.71	10.72	30.43	313	281	A	V

802.11n HT20 CH 48 5240MHz		5104	52.66	-21.34	74	40.65	32.01	10.43	30.43	113	154	P	H
		5145.86	43.03	-10.97	54	30.88	32.09	10.49	30.43	113	154	A	H
	*	5240	112.91	-	-	101.19	31.56	10.59	30.43	113	154	P	H
	*	5240	105.42	-	-	93.7	31.56	10.59	30.43	113	154	A	H
		5431.72	52.69	-21.31	74	40.72	31.7	10.7	30.43	113	154	P	H
		5452.72	43.27	-10.73	54	31.26	31.72	10.72	30.43	113	154	A	H
		5072.02	52.92	-21.08	74	41.03	31.94	10.38	30.43	298	284	P	V
		5145.6	42.55	-11.45	54	30.4	32.09	10.49	30.43	298	284	A	V
	*	5240	110.44	-	-	98.72	31.56	10.59	30.43	298	284	P	V
	*	5240	102.86	-	-	91.14	31.56	10.59	30.43	298	284	A	V
		5428.64	52.07	-21.93	74	40.11	31.7	10.69	30.43	298	284	P	V
		5452.72	42.4	-11.6	54	30.39	31.72	10.72	30.43	298	284	A	V
Remark	1. No other spurious found. 2. All results are PASS against Peak and Average limit line.												

Band 1 5150~5250MHz

WIFI 802.11n HT20 (Harmonic @ 3m)

WIFI Ant. 1	Note	Frequency (MHz)	Level (dBμV/m)	Over Limit (dB)	Limit Line (dBμV/m)	Read Level (dBμV)	Antenna Factor (dB/m)	Path Loss (dB)	Preamp Factor (dB)	Ant Pos (cm)	Table Pos (deg)	Peak Avg. (P/A)	Pol. (H/V)
802.11n HT20 CH 36 5180MHz		10355	46.66	-21.54	68.2	53.26	39.88	14.42	60.9	400	0	P	H
		15540	46.11	-27.89	74	53.54	38	17.28	62.71	400	0	P	H
													H
													H
		10360	46.76	-21.44	68.2	53.35	39.9	14.41	60.9	100	0	P	V
		15540	45.69	-28.31	74	53.12	38	17.28	62.71	100	0	P	V
													V
													V
802.11n HT20 CH 44 5220MHz		10443	47	-21.2	68.2	53.51	40.1	14.41	61.02	400	0	P	H
		15660	46.26	-27.74	74	53.47	37.58	17.34	62.13	400	0	P	H
													H
													H
		10440	46.77	-21.43	68.2	53.28	40.1	14.41	61.02	100	0	P	V
		15660	46.17	-27.83	74	53.38	37.58	17.34	62.13	100	0	P	V
													V
													V
802.11n HT20 CH 48 5240MHz		10480	46.41	-21.79	68.2	52.97	40.1	14.41	61.07	100	0	P	H
		15720	45.69	-28.31	74	52.7	37.46	17.37	61.84	100	0	P	H
													H
													H
		10480	46.65	-21.55	68.2	53.21	40.1	14.41	61.07	100	0	P	V
		15720	46.53	-27.47	74	53.54	37.46	17.37	61.84	100	0	P	V
													V
													V
Remark	1. No other spurious found. 2. All results are PASS against Peak and Average limit line.												

Band 1 5150~5250MHz

WIFI 802.11n HT40 (Band Edge @ 3m)

WIFI Ant. 1	Note	Frequency (MHz)	Level (dBμV/m)	Over Limit (dB)	Limit Line (dBμV/m)	Read Level (dBμV)	Antenna Factor (dB/m)	Path Loss (dB)	Preamp Factor (dB)	Ant Pos (cm)	Table Pos (deg)	Peak Avg. (P/A)	Pol. (H/V)
802.11n HT40 CH 38 5190MHz		5149.5	62.51	-11.49	74	49.93	32.1	10.49	30.01	100	134	P	H
		5149.76	52.23	-1.77	54	39.65	32.1	10.49	30.01	100	134	A	H
	*	5190	111.06	-	-	98.66	31.86	10.55	30.01	100	134	P	H
	*	5190	103.02	-	-	90.62	31.86	10.55	30.01	100	134	A	H
		5412.4	57.37	-16.63	74	44.99	31.7	10.68	30	100	134	P	H
		5412.12	49.79	-4.21	54	37.41	31.7	10.68	30	100	134	A	H
		5149.76	57.62	-16.38	74	45.04	32.1	10.49	30.01	301	282	P	V
		5150	49	-5	54	36.42	32.1	10.49	30.01	301	282	A	V
	*	5190	108.84	-	-	96.44	31.86	10.55	30.01	301	282	P	V
	*	5190	100.76	-	-	88.36	31.86	10.55	30.01	301	282	A	V
		5412.68	55.23	-18.77	74	42.85	31.7	10.68	30	301	282	P	V
		5412.68	47.62	-6.38	54	35.24	31.7	10.68	30	301	282	A	V
802.11n HT40 CH 46 5230MHz		5149.5	61.01	-12.99	74	48.85	32.1	10.49	30.43	100	150	P	H
		5148.46	46.32	-7.68	54	34.16	32.1	10.49	30.43	100	150	A	H
	*	5230	109.58	-	-	97.81	31.62	10.58	30.43	100	150	P	H
	*	5230	102.5	-	-	90.73	31.62	10.58	30.43	100	150	A	H
		5452.44	57.76	-16.24	74	45.76	31.71	10.72	30.43	100	150	P	H
		5452.72	50.65	-3.35	54	38.64	31.72	10.72	30.43	100	150	A	H
		5150	56.67	-17.33	74	44.09	32.1	10.49	30.01	300	285	P	V
		5149.24	43.99	-10.01	54	31.83	32.1	10.49	30.43	300	285	A	V
	*	5230	105.5	-	-	93.73	31.62	10.58	30.43	300	285	P	V
	*	5230	98.36	-	-	86.59	31.62	10.58	30.43	300	285	A	V
		5452.44	54.7	-19.3	74	42.7	31.71	10.72	30.43	300	285	P	V
		5452.72	47.09	-6.91	54	35.08	31.72	10.72	30.43	300	285	A	V
Remark	1. No other spurious found. 2. All results are PASS against Peak and Average limit line.												

Band 1 5150~5250MHz

WIFI 802.11n HT40 (Harmonic @ 3m)

WIFI Ant. 1	Note	Frequency (MHz)	Level (dBμV/m)	Over Limit (dB)	Limit Line (dBμV/m)	Read Level (dBμV)	Antenna Factor (dB/m)	Path Loss (dB)	Preamp Factor (dB)	Ant Pos (cm)	Table Pos (deg)	Peak Avg. (P/A)	Pol. (H/V)
802.11n HT40 CH 38 5190MHz		10380	47.46	-20.74	68.2	53.98	40	14.41	60.93	100	0	P	H
		15570	46.47	-27.53	74	53.89	37.85	17.29	62.56	100	0	P	H
													H
													H
		10380	48.11	-20.09	68.2	54.63	40	14.41	60.93	100	0	P	V
		15570	46.43	-27.57	74	53.85	37.85	17.29	62.56	100	0	P	V
													V
													V
802.11n HT40 CH 46 5230MHz		10460	46.86	-21.34	68.2	53.39	40.1	14.41	61.04	100	0	P	H
		15690	46.62	-27.38	74	53.74	37.52	17.35	61.99	100	0	P	H
													H
													H
		10460	47.06	-21.14	68.2	53.59	40.1	14.41	61.04	100	0	P	V
		15690	46.62	-27.38	74	53.74	37.52	17.35	61.99	100	0	P	V
													V
													V
Remark	1. No other spurious found. 2. All results are PASS against Peak and Average limit line.												

Band 1 5150~5250MHz

WIFI 802.11ac VHT80 (Band Edge @ 3m)

WIFI Ant. 1	Note	Frequency (MHz)	Level (dBμV/m)	Over Limit (dB)	Limit Line (dBμV/m)	Read Level (dBμV)	Antenna Factor (dB/m)	Path Loss (dB)	Preamp Factor (dB)	Ant Pos (cm)	Table Pos (deg)	Peak Avg. (P/A)	Pol. (H/V)
802.11ac VHT80 CH 42 5210MHz		5148.98	68.56	-5.44	74	55.98	32.1	10.49	30.01	100	166	P	H
		5150	52.74	-1.26	54	40.16	32.1	10.49	30.01	100	166	A	H
	*	5210	107.79	-	-	95.49	31.74	10.57	30.01	100	166	P	H
	*	5210	99.87	-	-	87.57	31.74	10.57	30.01	100	166	A	H
		5356.68	53.34	-20.66	74	41.26	31.44	10.64	30	100	166	P	H
		5376	45.13	-8.87	54	32.92	31.56	10.65	30	100	166	A	H
		5150	65.78	-8.22	74	53.2	32.1	10.49	30.01	297	276	P	V
		5150	50.14	-3.86	54	37.56	32.1	10.49	30.01	297	276	A	V
	*	5210	105	-	-	92.7	31.74	10.57	30.01	297	276	P	V
	*	5210	97.35	-	-	85.05	31.74	10.57	30.01	297	276	A	V
		5432.56	52.23	-21.77	74	39.82	31.7	10.7	29.99	297	276	P	V
		5452.72	43.87	-10.13	54	31.42	31.72	10.72	29.99	297	276	A	V
Remark	1. No other spurious found. 2. All results are PASS against Peak and Average limit line.												

Band 1 5150~5250MHz

WIFI 802.11ac VHT80 (Harmonic @ 3m)

WIFI Ant. 1	Note	Frequency (MHz)	Level (dBμV/m)	Over Limit (dB)	Limit Line (dBμV/m)	Read Level (dBμV)	Antenna Factor (dB/m)	Path Loss (dB)	Preamp Factor (dB)	Ant Pos (cm)	Table Pos (deg)	Peak Avg. (P/A)	Pol. (H/V)
802.11ac VHT80 CH 42 5210MHz		10420	47.75	-20.45	68.2	54.23	40.1	14.41	60.99	100	0	P	H
		15630	46.95	-27.05	74	54.27	37.64	17.32	62.28	100	0	P	H
													H
													H
		10420	47.68	-20.52	68.2	54.16	40.1	14.41	60.99	100	0	P	V
		15630	47.77	-26.23	74	55.09	37.64	17.32	62.28	100	0	P	V
													V
													V
Remark	1. No other spurious found. 2. All results are PASS against Peak and Average limit line.												

Band 2 - 5250~5350MHz

WIFI 802.11a (Band Edge @ 3m)

WIFI Ant.	Note	Frequency	Level	Over Limit	Limit Line	Read Level	Antenna Factor	Path Loss	Preamp Factor	Ant Pos	Table Pos	Peak Avg.	Pol.
1		(MHz)	(dBμV/m)	(dB)	(dBμV/m)	(dBμV)	(dB/m)	(dB)	(dB)	(cm)	(deg)	(P/A)	(H/V)
802.11a CH 52 5260MHz		5097.58	52.08	-21.92	74	40.09	32	10.42	30.43	100	154	P	H
		5145.86	42.11	-11.89	54	29.96	32.09	10.49	30.43	100	154	A	H
	*	5260	113.64	-	-	101.99	31.48	10.6	30.43	100	154	P	H
	*	5260	105.97	-	-	94.32	31.48	10.6	30.43	100	154	A	H
		5355.12	53.64	-20.36	74	42	31.43	10.64	30.43	100	154	P	H
		5452.8	42.9	-11.1	54	30.89	31.72	10.72	30.43	100	154	A	H
		5053.04	52.62	-21.38	74	40.79	31.91	10.35	30.43	294	282	P	V
		5145.52	41.62	-12.38	54	29.47	32.09	10.49	30.43	294	282	A	V
	*	5260	110.14	-	-	98.49	31.48	10.6	30.43	294	282	P	V
	*	5260	102.64	-	-	90.99	31.48	10.6	30.43	294	282	A	V
		5421.12	52.48	-21.52	74	40.52	31.7	10.69	30.43	294	282	P	V
		5452.8	41.65	-12.35	54	29.64	31.72	10.72	30.43	294	282	A	V
802.11a CH 60 5300MHz		5036.04	52.04	-21.96	74	40.3	31.84	10.33	30.43	100	158	P	H
		5145.52	41.94	-12.06	54	29.79	32.09	10.49	30.43	100	158	A	H
	*	5300	114.33	-	-	102.75	31.4	10.61	30.43	100	158	P	H
	*	5300	106.55	-	-	94.97	31.4	10.61	30.43	100	158	A	H
		5350.8	64.01	-9.99	74	52.4	31.4	10.64	30.43	100	158	P	H
		5350.56	47.83	-6.17	54	36.22	31.4	10.64	30.43	100	158	A	H
		5132.26	52.04	-21.96	74	39.94	32.06	10.47	30.43	309	0	P	V
		5145.52	41.53	-12.47	54	29.38	32.09	10.49	30.43	309	0	A	V
	*	5300	110.97	-	-	99.39	31.4	10.61	30.43	309	0	P	V
	*	5300	103.22	-	-	91.64	31.4	10.61	30.43	309	0	A	V
		5351.76	58.02	-15.98	74	46.4	31.41	10.64	30.43	309	0	P	V
		5350.08	44.8	-9.2	54	33.19	31.4	10.64	30.43	309	0	A	V

802.11a CH 64 5320MHz	*	5320	116.31	-	-	104.29	31.4	10.62	30	100	160	P	H
	*	5320	108.55	-	-	96.53	31.4	10.62	30	100	160	A	H
		5350.72	59.77	-14.23	74	47.73	31.4	10.64	30	100	160	P	H
		5350.08	48.19	-5.81	54	36.15	31.4	10.64	30	100	160	A	H
													H
													H
	*	5320	113.31	-	-	101.29	31.4	10.62	30	274	282	P	V
	*	5320	105.23	-	-	93.21	31.4	10.62	30	274	282	A	V
		5358.4	55.65	-18.35	74	43.56	31.45	10.64	30	274	282	P	V
		5350.24	45.53	-8.47	54	33.49	31.4	10.64	30	274	282	A	V
													V
													V
Remark	1. No other spurious found. 2. All results are PASS against Peak and Average limit line.												

Band 2 5250~5350MHz

WIFI 802.11a (Harmonic @ 3m)

WIFI Ant. 1	Note	Frequency (MHz)	Level (dBμV/m)	Over Limit (dB)	Limit Line (dBμV/m)	Read Level (dBμV)	Antenna Factor (dB/m)	Path Loss (dB)	Preamp Factor (dB)	Ant Pos (cm)	Table Pos (deg)	Peak Avg. (P/A)	Pol. (H/V)
802.11a CH 52 5260MHz		10520	47.15	-21.05	68.2	53.73	40.12	14.4	61.1	100	0	P	H
		15780	46.33	-27.67	74	53.15	37.34	17.4	61.56	100	0	P	H
													H
													H
		10520	47.02	-21.18	68.2	53.6	40.12	14.4	61.1	100	0	P	V
		15780	46.48	-27.52	74	53.3	37.34	17.4	61.56	100	0	P	V
													V
													V
802.11a CH 60 5300MHz		10600	48.73	-25.27	74	55.23	40.2	14.4	61.1	100	0	P	H
		15900	45.2	-28.8	74	51.92	36.8	17.46	60.98	100	0	P	H
													H
													H
		10600	48.65	-25.35	74	55.15	40.2	14.4	61.1	100	0	P	V
		15900	45.24	-28.76	74	51.96	36.8	17.46	60.98	100	0	P	V
													V
													V
802.11a CH 64 5320MHz		10640	47.99	-26.01	74	54.54	40.16	14.39	61.1	100	0	P	H
		15960	45.18	-28.82	74	51.46	36.92	17.49	60.69	100	0	P	H
													H
													H
		10640	47.63	-26.37	74	54.18	40.16	14.39	61.1	100	0	P	V
		15960	44.84	-29.16	74	51.12	36.92	17.49	60.69	100	0	P	V
													V
													V
Remark	1. No other spurious found. 2. All results are PASS against Peak and Average limit line.												

Band 2 5250~5350MHz

WIFI 802.11n HT20 (Band Edge @ 3m)

WIFI Ant. 1	Note	Frequency (MHz)	Level (dBμV/m)	Over Limit (dB)	Limit Line (dBμV/m)	Read Level (dBμV)	Antenna Factor (dB/m)	Path Loss (dB)	Preamp Factor (dB)	Ant Pos (cm)	Table Pos (deg)	Peak Avg. (P/A)	Pol. (H/V)
802.11n HT20 CH 52 5260MHz		5109.48	52.98	-21.02	74	40.96	32.02	10.43	30.43	100	156	P	H
		5145.52	42.81	-11.19	54	30.66	32.09	10.49	30.43	100	156	A	H
	*	5260	113.43	-	-	101.78	31.48	10.6	30.43	100	156	P	H
	*	5260	105.77	-	-	94.12	31.48	10.6	30.43	100	156	A	H
		5434.8	52.77	-21.23	74	40.8	31.7	10.7	30.43	100	156	P	H
		5452.8	43.53	-10.47	54	31.52	31.72	10.72	30.43	100	156	A	H
		5081.6	51.78	-22.22	74	39.86	31.96	10.39	30.43	277	284	P	V
		5145.52	42.79	-11.21	54	30.64	32.09	10.49	30.43	277	284	A	V
	*	5260	110.05	-	-	98.4	31.48	10.6	30.43	277	284	P	V
	*	5260	102.22	-	-	90.57	31.48	10.6	30.43	277	284	A	V
		5351.76	52.92	-21.08	74	41.3	31.41	10.64	30.43	277	284	P	V
		5452.8	42.48	-11.52	54	30.47	31.72	10.72	30.43	277	284	A	V
802.11n HT20 CH 60 5300MHz		5071.4	52.34	-21.66	74	40.45	31.94	10.38	30.43	100	161	P	H
		5145.52	42.69	-11.31	54	30.54	32.09	10.49	30.43	100	161	A	H
	*	5300	113.9	-	-	102.32	31.4	10.61	30.43	100	161	P	H
	*	5300	106.37	-	-	94.79	31.4	10.61	30.43	100	161	A	H
		5350.08	65.25	-8.75	74	53.64	31.4	10.64	30.43	100	161	P	H
		5350.08	49.81	-4.19	54	38.2	31.4	10.64	30.43	100	161	A	H
		5113.56	52.01	-21.99	74	39.97	32.03	10.44	30.43	310	282	P	V
		5138.38	42.63	-11.37	54	30.5	32.08	10.48	30.43	310	282	A	V
	*	5300	110.66	-	-	99.08	31.4	10.61	30.43	310	282	P	V
	*	5300	103.13	-	-	91.55	31.4	10.61	30.43	310	282	A	V
		5351.28	59.85	-14.15	74	48.23	31.41	10.64	30.43	310	282	P	V
		5350.08	46.28	-7.72	54	34.67	31.4	10.64	30.43	310	282	A	V

	*	5320	116.15	-	-	104.13	31.4	10.62	30	100	161	P	H
	*	5320	108.39	-	-	96.37	31.4	10.62	30	100	161	A	H
		5369.28	59.41	-14.59	74	47.24	31.52	10.65	30	100	161	P	H
		5351.36	48.97	-5.03	54	36.92	31.41	10.64	30	100	161	A	H
802.11n													H
HT20													H
CH 64	*	5320	112.46	-	-	100.44	31.4	10.62	30	304	282	P	V
5320MHz	*	5320	104.69	-	-	92.67	31.4	10.62	30	304	282	A	V
		5352.16	55.55	-18.45	74	43.5	31.41	10.64	30	304	282	P	V
		5350.4	46.1	-7.9	54	34.06	31.4	10.64	30	304	282	A	V
													V
													V
Remark	1. No other spurious found. 2. All results are PASS against Peak and Average limit line.												

Band 2 5250~5350MHz

WIFI 802.11n HT20 (Harmonic @ 3m)

WIFI Ant. 1	Note	Frequency (MHz)	Level (dBμV/m)	Over Limit (dB)	Limit Line (dBμV/m)	Read Level (dBμV)	Antenna Factor (dB/m)	Path Loss (dB)	Preamp Factor (dB)	Ant Pos (cm)	Table Pos (deg)	Peak Avg. (P/A)	Pol. (H/V)
802.11n HT20 CH 52 5260MHz		10520	46.44	-21.76	68.2	53.02	40.12	14.4	61.1	100	0	P	H
		15780	45.47	-28.53	74	52.29	37.34	17.4	61.56	100	0	P	H
													H
													H
		10520	47.75	-20.45	68.2	54.33	40.12	14.4	61.1	100	0	P	V
		15780	46.16	-27.84	74	52.98	37.34	17.4	61.56	100	0	P	V
													V
													V
802.11n HT20 CH 60 5300MHz		10600	47.37	-26.63	74	53.87	40.2	14.4	61.1	100	0	P	H
		15900	45.23	-28.77	74	51.95	36.8	17.46	60.98	100	0	P	H
													H
													H
		10600	47.55	-26.45	74	54.05	40.2	14.4	61.1	100	0	P	V
		15900	45.27	-28.73	74	51.99	36.8	17.46	60.98	100	0	P	V
													V
													V
802.11n HT20 CH 64 5320MHz		10640	48.06	-25.94	74	54.61	40.16	14.39	61.1	100	0	P	H
		15960	45.2	-28.8	74	51.48	36.92	17.49	60.69	100	0	P	H
													H
													H
		10640	48.04	-25.96	74	54.59	40.16	14.39	61.1	100	0	P	V
		15960	45.5	-28.5	74	51.78	36.92	17.49	60.69	100	0	P	V
													V
													V
Remark	1. No other spurious found. 2. All results are PASS against Peak and Average limit line.												

Band 2 5250~5350MHz

WIFI 802.11n HT40 (Band Edge @ 3m)

WIFI Ant. 1	Note	Frequency (MHz)	Level (dBμV/m)	Over Limit (dB)	Limit Line (dBμV/m)	Read Level (dBμV)	Antenna Factor (dB/m)	Path Loss (dB)	Preamp Factor (dB)	Ant Pos (cm)	Table Pos (deg)	Peak Avg. (P/A)	Pol. (H/V)
802.11n HT40 CH 54 5270MHz		5047.26	52.43	-21.57	74	40.63	31.89	10.34	30.43	100	161	P	H
		5145.52	43.44	-10.56	54	31.29	32.09	10.49	30.43	100	161	A	H
	*	5270	108.64	-	-	97.01	31.46	10.6	30.43	100	161	P	H
	*	5270	101.44	-	-	89.81	31.46	10.6	30.43	100	161	A	H
		5351.52	59.08	-14.92	74	47.46	31.41	10.64	30.43	100	161	P	H
		5351.28	46.1	-7.9	54	34.48	31.41	10.64	30.43	100	161	A	H
		5014.96	52.28	-21.72	74	40.65	31.76	10.3	30.43	330	283	P	V
		5047.6	42.92	-11.08	54	31.12	31.89	10.34	30.43	330	283	A	V
	*	5270	104.76	-	-	93.13	31.46	10.6	30.43	330	283	P	V
	*	5270	97.59	-	-	85.96	31.46	10.6	30.43	330	283	A	V
		5363.04	57.16	-16.84	74	45.47	31.48	10.64	30.43	330	283	P	V
		5351.52	43.57	-10.43	54	31.95	31.41	10.64	30.43	330	283	A	V
802.11n HT40 CH 62 5310MHz		5088.4	53.46	-20.54	74	41.09	31.98	10.4	30.01	100	160	P	H
		5087.38	44.81	-9.19	54	32.45	31.97	10.4	30.01	100	160	A	H
	*	5310	111.03	-	-	99.01	31.4	10.62	30	100	160	P	H
	*	5310	103.09	-	-	91.07	31.4	10.62	30	100	160	A	H
		5350.32	60.86	-13.14	74	48.82	31.4	10.64	30	100	160	P	H
		5350.08	51.01	-2.99	54	38.97	31.4	10.64	30	100	160	A	H
		5128.18	52.86	-21.14	74	40.35	32.06	10.46	30.01	303	283	P	V
		5086.36	43.6	-10.4	54	31.24	31.97	10.4	30.01	303	283	A	V
	*	5310	107.94	-	-	95.92	31.4	10.62	30	303	283	P	V
	*	5310	100.04	-	-	88.02	31.4	10.62	30	303	283	A	V
		5350.8	57.3	-16.7	74	45.26	31.4	10.64	30	303	283	P	V
		5350.08	48.41	-5.59	54	36.37	31.4	10.64	30	303	283	A	V
Remark	1. No other spurious found. 2. All results are PASS against Peak and Average limit line.												

Band 2 5250~5350MHz

WIFI 802.11n HT40 (Harmonic @ 3m)

WIFI Ant. 1	Note	Frequency (MHz)	Level (dBμV/m)	Over Limit (dB)	Limit Line (dBμV/m)	Read Level (dBμV)	Antenna Factor (dB/m)	Path Loss (dB)	Preamp Factor (dB)	Ant Pos (cm)	Table Pos (deg)	Peak Avg. (P/A)	Pol. (H/V)
802.11n HT40 CH 54 5270MHz		10540	47.3	-20.9	68.2	53.86	40.14	14.4	61.1	100	0	P	H
		15810	45.4	-28.6	74	52.15	37.25	17.41	61.41	100	0	P	H
													H
													H
		10540	47.08	-21.12	68.2	53.64	40.14	14.4	61.1	100	0	P	V
		15810	45.74	-28.26	74	52.49	37.25	17.41	61.41	100	0	P	V
													V
													V
802.11n HT40 CH 62 5310MHz		10620	48.42	-25.58	74	54.95	40.18	14.39	61.1	100	0	P	H
		15930	45.25	-28.75	74	51.75	36.86	17.48	60.84	100	0	P	H
													H
													H
		10620	48.26	-25.74	74	54.79	40.18	14.39	61.1	100	0	P	V
		15930	45.52	-28.48	74	52.02	36.86	17.48	60.84	100	0	P	V
													V
													V
Remark	1. No other spurious found. 2. All results are PASS against Peak and Average limit line.												

Band 2 5250~5350MHz

WIFI 802.11ac VHT80 (Band Edge @ 3m)

WIFI Ant. 1	Note	Frequency (MHz)	Level (dBμV/m)	Over Limit (dB)	Limit Line (dBμV/m)	Read Level (dBμV)	Antenna Factor (dB/m)	Path Loss (dB)	Preamp Factor (dB)	Ant Pos (cm)	Table Pos (deg)	Peak Avg. (P/A)	Pol. (H/V)
802.11ac VHT80 CH 58 5290MHz		5049.3	51.55	-22.45	74	39.32	31.9	10.35	30.02	122	160	P	H
		5145.52	44.04	-9.96	54	31.47	32.09	10.49	30.01	122	160	A	H
	*	5290	106.26	-	-	94.23	31.42	10.61	30	122	160	P	H
	*	5290	98.69	-	-	86.66	31.42	10.61	30	122	160	A	H
		5358.72	60.66	-13.34	74	48.57	31.45	10.64	30	122	160	P	H
		5353.44	52.65	-1.35	54	40.59	31.42	10.64	30	122	160	A	H
		5105.4	53.34	-20.66	74	40.91	32.01	10.43	30.01	307	280	P	V
		5122.74	43.74	-10.26	54	31.25	32.05	10.45	30.01	307	280	A	V
	*	5290	102.5	-	-	90.47	31.42	10.61	30	307	280	P	V
	*	5290	95.01	-	-	82.98	31.42	10.61	30	307	280	A	V
		5358.48	57.12	-16.88	74	45.03	31.45	10.64	30	307	280	P	V
		5353.2	48.38	-5.62	54	36.32	31.42	10.64	30	307	280	A	V
Remark	1. No other spurious found. 2. All results are PASS against Peak and Average limit line.												

Band 2 5250~5350MHz

WIFI 802.11ac VHT80 (Harmonic @ 3m)

WIFI Ant. 1	Note	Frequency (MHz)	Level (dBμV/m)	Over Limit (dB)	Limit Line (dBμV/m)	Read Level (dBμV)	Antenna Factor (dB/m)	Path Loss (dB)	Preamp Factor (dB)	Ant Pos (cm)	Table Pos (deg)	Peak Avg. (P/A)	Pol. (H/V)
802.11ac VHT80 CH 58 5290MHz		10580	46.79	-21.41	68.2	53.31	40.18	14.4	61.1	100	0	P	H
		15870	46.67	-27.33	74	53.39	36.95	17.45	61.12	100	0	P	H
													H
													H
		10580	48.01	-20.19	68.2	54.53	40.18	14.4	61.1	100	0	P	V
		15870	45.98	-28.02	74	52.7	36.95	17.45	61.12	100	0	P	V
													V
													V
Remark	1. No other spurious found. 2. All results are PASS against Peak and Average limit line.												

Band 3 - 5470~5725MHz

WIFI 802.11a (Band Edge @ 3m)

WIFI Ant. 1	Note	Frequency (MHz)	Level (dBμV/m)	Over Limit (dB)	Limit Line (dBμV/m)	Read Level (dBμV)	Antenna Factor (dB/m)	Path Loss (dB)	Preamp Factor (dB)	Ant Pos (cm)	Table Pos (deg)	Peak Avg. (P/A)	Pol. (H/V)
802.11a CH 100 5500MHz		5458.64	59.53	-14.47	74	47.48	31.75	10.73	30.43	100	159	P	H
		5464.72	66.68	-1.52	68.2	54.58	31.79	10.74	30.43	100	159	P	H
		5460	45.64	-8.36	54	33.58	31.76	10.73	30.43	100	159	A	H
	*	5500	112.42	-	-	100.07	32	10.78	30.43	100	159	P	H
	*	5500	104.69	-	-	92.34	32	10.78	30.43	100	159	A	H
													H
		5460.08	55.37	-12.83	68.2	43.31	31.76	10.73	30.43	276	287	P	V
		5464.72	62.01	-6.19	68.2	49.91	31.79	10.74	30.43	276	287	P	V
		5459.92	43.02	-10.98	54	30.96	31.76	10.73	30.43	276	287	A	V
	*	5500	108.2	-	-	95.85	32	10.78	30.43	276	287	P	V
	*	5500	100.51	-	-	88.16	32	10.78	30.43	276	287	A	V
													V
802.11a CH 116 5580MHz		5414.8	53.1	-20.9	74	41.15	31.7	10.68	30.43	100	154	P	H
		5463.76	52.52	-15.68	68.2	40.43	31.78	10.74	30.43	100	154	P	H
		5452.96	42.53	-11.47	54	30.52	31.72	10.72	30.43	100	154	A	H
	*	5580	115.44	-	-	103.19	31.86	10.87	30.48	100	154	P	H
	*	5580	107.09	-	-	94.84	31.86	10.87	30.48	100	154	A	H
		5758.07	52.82	-15.38	68.2	40.52	32.03	10.86	30.59	100	154	P	H
		5428.48	52.26	-21.74	74	40.3	31.7	10.69	30.43	269	287	P	V
		5462.32	51.99	-16.21	68.2	39.92	31.77	10.73	30.43	269	287	P	V
		5452.96	41.67	-12.33	54	29.66	31.72	10.72	30.43	269	287	A	V
	*	5580	111.08	-	-	98.83	31.86	10.87	30.48	269	287	P	V
	*	5580	103.39	-	-	91.14	31.86	10.87	30.48	269	287	A	V
		5760.59	51.73	-16.47	68.2	39.42	32.04	10.86	30.59	269	287	P	V

802.11a CH 140 5700MHz	*	5700	114.12	-	-	101.38	32	10.87	30.13	100	163	P	H
	*	5700	106.4	-	-	93.66	32	10.87	30.13	100	163	A	H
		5725.4	63.17	-5.03	68.2	50.45	32	10.87	30.15	100	163	P	H
													H
													H
													H
	*	5700	111.44	-	-	98.7	32	10.87	30.13	270	289	P	V
	*	5700	103.86	-	-	91.12	32	10.87	30.13	270	289	A	V
		5725.56	60.48	-7.72	68.2	47.76	32	10.87	30.15	270	289	P	V
													V
													V
													V
Remark	1. No other spurious found. 2. All results are PASS against Peak and Average limit line.												

Band 3 - 5470~5725MHz

WIFI 802.11a (Harmonic @ 3m)

WIFI Ant. 1	Note	Frequency (MHz)	Level (dBμV/m)	Over Limit (dB)	Limit Line (dBμV/m)	Read Level (dBμV)	Antenna Factor (dB/m)	Path Loss (dB)	Preamp Factor (dB)	Ant Pos (cm)	Table Pos (deg)	Peak Avg. (P/A)	Pol. (H/V)
802.11a CH 100 5500MHz		11000	48.09	-25.91	74	54.22	40.6	14.37	61.1	100	0	P	H
		16500	47.33	-20.87	68.2	49.82	38.8	18.11	59.4	100	0	P	H
													H
													H
		11000	48.68	-25.32	74	54.81	40.6	14.37	61.1	100	0	P	V
		16500	47.71	-20.49	68.2	50.2	38.8	18.11	59.4	100	0	P	V
													V
													V
802.11a CH 116 5580MHz		11160	48.27	-25.73	74	54.55	40.22	14.54	61.04	100	0	P	H
		16740	50.4	-17.8	68.2	51.28	39.98	18.4	59.26	100	0	P	H
													H
													H
		11160	48.19	-25.81	74	54.47	40.22	14.54	61.04	100	0	P	V
		16740	50.23	-17.97	68.2	51.11	39.98	18.4	59.26	100	0	P	V
													V
													V
802.11a CH 140 5700MHz		11400	47.37	-26.63	74	53.22	40.3	14.79	60.94	100	0	P	H
		17100	50.32	-17.88	68.2	49.68	40.8	18.82	58.98	100	0	P	H
													H
													H
		11400	47.08	-26.92	74	52.93	40.3	14.79	60.94	100	0	P	V
		17100	49.96	-18.24	68.2	49.32	40.8	18.82	58.98	100	0	P	V
													V
													V
Remark	1. No other spurious found. 2. All results are PASS against Peak and Average limit line.												

Band 3 - 5470~5725MHz

WIFI 802.11n HT20 (Band Edge @ 3m)

WIFI Ant. 1	Note	Frequency (MHz)	Level (dBμV/m)	Over Limit (dB)	Limit Line (dBμV/m)	Read Level (dBμV)	Antenna Factor (dB/m)	Path Loss (dB)	Preamp Factor (dB)	Ant Pos (cm)	Table Pos (deg)	Peak Avg. (P/A)	Pol. (H/V)
802.11n HT20 CH 100 5500MHz		5457.84	55.73	-18.27	74	43.24	31.75	10.73	29.99	100	158	P	H
		5470	59.32	-8.88	68.2	46.75	31.82	10.74	29.99	100	158	P	H
		5460	45.88	-8.12	54	33.38	31.76	10.73	29.99	100	158	A	H
	*	5500	116.2	-	-	103.41	32	10.78	29.99	100	158	P	H
	*	5500	107.63	-	-	94.84	32	10.78	29.99	100	158	A	H
													H
		5456.72	53.72	-20.28	74	41.24	31.74	10.73	29.99	273	282	P	V
		5469.84	55.83	-12.37	68.2	43.26	31.82	10.74	29.99	273	282	P	V
		5460	43.51	-10.49	54	31.01	31.76	10.73	29.99	273	282	A	V
	*	5500	112.17	-	-	99.38	32	10.78	29.99	273	282	P	V
	*	5500	103.47	-	-	90.68	32	10.78	29.99	273	282	A	V
													V
802.11n HT20 CH 116 5580MHz		5433.04	53.39	-20.61	74	41.42	31.7	10.7	30.43	100	154	P	H
		5465.44	52.18	-16.02	68.2	40.08	31.79	10.74	30.43	100	154	P	H
		5452.72	43.02	-10.98	54	31.01	31.72	10.72	30.43	100	154	A	H
	*	5580	114.21	-	-	101.96	31.86	10.87	30.48	100	154	P	H
	*	5580	106.76	-	-	94.51	31.86	10.87	30.48	100	154	A	H
		5759.96	53.85	-14.35	68.2	41.54	32.04	10.86	30.59	100	154	P	H
		5413.12	52.22	-21.78	74	40.27	31.7	10.68	30.43	293	283	P	V
		5465.2	51.84	-16.36	68.2	39.74	31.79	10.74	30.43	293	283	P	V
		5452.72	42.35	-11.65	54	30.34	31.72	10.72	30.43	293	283	A	V
	*	5580	110.77	-	-	98.52	31.86	10.87	30.48	293	283	P	V
	*	5580	103.05	-	-	90.8	31.86	10.87	30.48	293	283	A	V
		5759.96	51.81	-16.39	68.2	39.5	32.04	10.86	30.59	293	283	P	V

	*	5700	114.52	-	-	101.78	32	10.87	30.13	100	163	P	H
	*	5700	106.26	-	-	93.52	32	10.87	30.13	100	163	A	H
		5725	63.98	-4.22	68.2	51.26	32	10.87	30.15	100	163	P	H
													H
802.11n													H
HT20													H
CH 140	*	5700	111.16	-	-	98.42	32	10.87	30.13	270	293	P	V
5700MHz	*	5700	103.6	-	-	90.86	32	10.87	30.13	270	293	A	V
		5725	61.5	-6.7	68.2	48.78	32	10.87	30.15	270	293	P	V
													V
													V
													V
Remark	1. No other spurious found. 2. All results are PASS against Peak and Average limit line.												

Band 3 - 5470~5725MHz

WIFI 802.11n HT20 (Harmonic @ 3m)

WIFI Ant. 1	Note	Frequency (MHz)	Level (dBμV/m)	Over Limit (dB)	Limit Line (dBμV/m)	Read Level (dBμV)	Antenna Factor (dB/m)	Path Loss (dB)	Preamp Factor (dB)	Ant Pos (cm)	Table Pos (deg)	Peak Avg. (P/A)	Pol. (H/V)
802.11n HT20 CH 100 5500MHz		11000	48.4	-25.6	74	54.53	40.6	14.37	61.1	100	0	P	H
		16500	47.47	-20.73	68.2	49.96	38.8	18.11	59.4	100	0	P	H
													H
													H
		11000	48.73	-25.27	74	54.86	40.6	14.37	61.1	100	0	P	V
		16500	48.78	-19.42	68.2	51.27	38.8	18.11	59.4	100	0	P	V
													V
													V
802.11n HT20 CH 116 5580MHz		11160	47.57	-26.43	74	53.85	40.22	14.54	61.04	100	0	P	H
		16740	49.26	-18.94	68.2	50.14	39.98	18.4	59.26	100	0	P	H
													H
													H
		11160	48.41	-25.59	74	54.69	40.22	14.54	61.04	100	0	P	V
		16740	49.28	-18.92	68.2	50.16	39.98	18.4	59.26	100	0	P	V
													V
													V
802.11n HT20 CH 140 5700MHz		11400	46.63	-27.37	74	52.48	40.3	14.79	60.94	100	0	P	H
		17100	50.44	-17.76	68.2	49.8	40.8	18.82	58.98	100	0	P	H
													H
													H
		11400	47.15	-26.85	74	53	40.3	14.79	60.94	100	0	P	V
		17100	49.96	-18.24	68.2	49.32	40.8	18.82	58.98	100	0	P	V
													V
													V
Remark	1. No other spurious found. 2. All results are PASS against Peak and Average limit line.												

Band 3 - 5470~5725MHz

WIFI 802.11n HT40 (Band Edge @ 3m)

WIFI Ant. 1	Note	Frequency (MHz)	Level (dBμV/m)	Over Limit (dB)	Limit Line (dBμV/m)	Read Level (dBμV)	Antenna Factor (dB/m)	Path Loss (dB)	Preamp Factor (dB)	Ant Pos (cm)	Table Pos (deg)	Peak Avg. (P/A)	Pol. (H/V)
802.11n HT40 CH 102 5510MHz		5458.72	60.11	-13.89	74	47.62	31.75	10.73	29.99	100	164	P	H
		5466.16	64.47	-3.73	68.2	51.92	31.8	10.74	29.99	100	164	P	H
		5459.68	50.11	-3.89	54	37.61	31.76	10.73	29.99	100	164	A	H
	*	5510	112.21	-	-	99.46	31.96	10.79	30	100	164	P	H
	*	5510	104.11	-	-	91.36	31.96	10.79	30	100	164	A	H
		5732.555	57.06	-11.14	68.2	44.35	32	10.87	30.16	100	164	P	H
		5459.44	56.34	-17.66	74	43.84	31.76	10.73	29.99	272	287	P	V
		5467.36	59.91	-8.29	68.2	47.36	31.8	10.74	29.99	272	287	P	V
		5458.96	46.3	-7.7	54	33.81	31.75	10.73	29.99	272	287	A	V
	*	5510	108.31	-	-	95.56	31.96	10.79	30	272	287	P	V
	*	5510	100.22	-	-	87.47	31.96	10.79	30	272	287	A	V
		5733.5	54.61	-13.59	68.2	41.9	32	10.87	30.16	272	287	P	V
802.11n HT40 CH 110 5550MHz		5452.48	55.1	-18.9	74	43.1	31.71	10.72	30.43	100	161	P	H
		5465.68	59.16	-9.04	68.2	47.06	31.79	10.74	30.43	100	161	P	H
		5452.72	45.03	-8.97	54	33.02	31.72	10.72	30.43	100	161	A	H
	*	5550	108.43	-	-	96.25	31.8	10.84	30.46	100	161	P	H
	*	5550	101.19	-	-	89.01	31.8	10.84	30.46	100	161	A	H
		5755.55	52.61	-15.59	68.2	40.32	32.02	10.86	30.59	100	161	P	H
		5453.68	52.39	-21.61	74	40.38	31.72	10.72	30.43	282	285	P	V
		5465.92	55.24	-12.96	68.2	43.13	31.8	10.74	30.43	282	285	P	V
		5455.6	43.13	-10.87	54	31.1	31.73	10.73	30.43	282	285	A	V
	*	5550	105.28	-	-	93.1	31.8	10.84	30.46	282	285	P	V
	*	5550	98.06	-	-	85.88	31.8	10.84	30.46	282	285	A	V
		5743.895	52.41	-15.79	68.2	40.13	32	10.86	30.58	282	285	P	V

802.11n HT40 CH 134 5670MHz		5447.3	52.94	-21.06	74	40.51	31.7	10.72	29.99	100	153	P	H
		5466.2	50.84	-17.36	68.2	38.29	31.8	10.74	29.99	100	153	P	H
		5447.3	46.48	-7.52	54	34.05	31.7	10.72	29.99	100	153	A	H
	*	5670	111.75	-	-	99.1	31.88	10.88	30.11	100	153	P	H
	*	5670	103.54	-	-	90.89	31.88	10.88	30.11	100	153	A	H
		5725.8	66.85	-1.35	68.2	54.13	32	10.87	30.15	100	153	P	H
		5440.65	53.41	-20.59	74	40.99	31.7	10.71	29.99	257	290	P	V
		5468.65	51.95	-16.25	68.2	39.39	31.81	10.74	29.99	257	290	P	V
		5447.3	44.21	-9.79	54	31.78	31.7	10.72	29.99	257	290	A	V
	*	5670	109.43	-	-	96.78	31.88	10.88	30.11	257	290	P	V
	*	5670	101.27	-	-	88.62	31.88	10.88	30.11	257	290	A	V
		5725.975	63.25	-4.95	68.2	50.53	32	10.87	30.15	257	290	P	V
Remark	1. No other spurious found. 2. All results are PASS against Peak and Average limit line.												

Band 3 - 5470~5725MHz

WIFI 802.11n HT40 (Harmonic @ 3m)

WIFI Ant. 1	Note	Frequency (MHz)	Level (dBμV/m)	Over Limit (dB)	Limit Line (dBμV/m)	Read Level (dBμV)	Antenna Factor (dB/m)	Path Loss (dB)	Preamp Factor (dB)	Ant Pos (cm)	Table Pos (deg)	Peak Avg. (P/A)	Pol. (H/V)
802.11n HT40 CH 102 5510MHz		11020	47.9	-26.1	74	54.04	40.56	14.39	61.09	100	0	P	H
		16530	47.42	-20.78	68.2	49.83	38.83	18.14	59.38	100	0	P	H
													H
													H
		11020	48	-26	74	54.14	40.56	14.39	61.09	100	0	P	V
		16530	48.2	-20	68.2	50.61	38.83	18.14	59.38	100	0	P	V
													V
													V
802.11n HT40 CH 110 5550MHz		11100	49.53	-24.47	74	55.72	40.4	14.47	61.06	100	0	P	H
		16650	48.03	-20.17	68.2	49.75	39.3	18.29	59.31	100	0	P	H
													H
													H
		11100	48.29	-25.71	74	54.48	40.4	14.47	61.06	100	0	P	V
		16650	48.33	-19.87	68.2	50.05	39.3	18.29	59.31	100	0	P	V
													V
													V
802.11n HT40 CH 134 5670MHz		11340	47.24	-26.76	74	53.29	40.18	14.73	60.96	100	0	P	H
		17010	51.22	-16.98	68.2	50.96	40.62	18.73	59.09	100	0	P	H
													H
													H
		11340	46.21	-27.79	74	52.26	40.18	14.73	60.96	100	0	P	V
		17010	50.85	-17.35	68.2	50.59	40.62	18.73	59.09	100	0	P	V
													V
													V
Remark	1. No other spurious found. 2. All results are PASS against Peak and Average limit line.												

Band 3 - 5470~5725MHz

WIFI 802.11ac VHT80 (Band Edge @ 3m)

WIFI Ant. 1	Note	Frequency (MHz)	Level (dBμV/m)	Over Limit (dB)	Limit Line (dBμV/m)	Read Level (dBμV)	Antenna Factor (dB/m)	Path Loss (dB)	Preamp Factor (dB)	Ant Pos (cm)	Table Pos (deg)	Peak Avg. (P/A)	Pol. (H/V)
802.11ac VHT80 CH 106 5530MHz		5458.54	57.4	-16.6	74	44.91	31.75	10.73	29.99	100	163	P	H
		5467.99	58.21	-9.99	68.2	45.65	31.81	10.74	29.99	100	163	P	H
		5456.65	49.12	-4.88	54	36.64	31.74	10.73	29.99	100	163	A	H
	*	5530	106.18	-	-	93.5	31.88	10.81	30.01	100	163	P	H
	*	5530	98.13	-	-	85.45	31.88	10.81	30.01	100	163	A	H
		5740.115	52.95	-15.25	68.2	40.25	32	10.86	30.16	100	163	P	H
		5438.56	54.81	-19.19	74	42.39	31.7	10.71	29.99	286	287	P	V
		5469.61	55.28	-12.92	68.2	42.71	31.82	10.74	29.99	286	287	P	V
		5459.35	46.06	-7.94	54	33.56	31.76	10.73	29.99	286	287	A	V
	*	5530	101.99	-	-	89.31	31.88	10.81	30.01	286	287	P	V
	*	5530	94.44	-	-	81.76	31.88	10.81	30.01	286	287	A	V
		5735.39	52.59	-15.61	68.2	39.88	32	10.87	30.16	286	287	P	V
802.11ac VHT80 CH 122 5610MHz		5457.46	53.75	-20.25	74	41.71	31.74	10.73	30.43	100	159	P	H
		5468.8	55.61	-12.59	68.2	43.49	31.81	10.74	30.43	100	159	P	H
		5452.87	44.83	-9.17	54	32.82	31.72	10.72	30.43	100	159	A	H
	*	5610	104.92	-	-	92.65	31.88	10.89	30.5	100	159	P	H
	*	5610	97.76	-	-	85.49	31.88	10.89	30.5	100	159	A	H
		5726.885	58.56	-9.64	68.2	46.26	32	10.87	30.57	100	159	P	H
		5454.76	52.61	-21.39	74	40.58	31.73	10.73	30.43	304	290	P	V
		5467.72	53.13	-15.07	68.2	41.01	31.81	10.74	30.43	304	290	P	V
		5457.46	43.3	-10.7	54	31.26	31.74	10.73	30.43	304	290	A	V
	*	5610	102.11	-	-	89.84	31.88	10.89	30.5	304	290	P	V
	*	5610	95.09	-	-	82.82	31.88	10.89	30.5	304	290	A	V
		5732.555	55.23	-12.97	68.2	42.93	32	10.87	30.57	304	290	P	V
Remark	1. No other spurious found. 2. All results are PASS against Peak and Average limit line.												

Band 3 5470~5725MHz

WIFI 802.11ac VHT80 (Harmonic @ 3m)

WIFI Ant. 1	Note	Frequency (MHz)	Level (dBμV/m)	Over Limit (dB)	Limit Line (dBμV/m)	Read Level (dBμV)	Antenna Factor (dB/m)	Path Loss (dB)	Preamp Factor (dB)	Ant Pos (cm)	Table Pos (deg)	Peak Avg. (P/A)	Pol. (H/V)
802.11ac VHT80 CH 106 5530MHz		11060	48.62	-25.38	74	54.79	40.48	14.43	61.08	100	0	P	H
		16590	47.68	-20.52	68.2	49.92	38.89	18.22	59.35	100	0	P	H
													H
													H
		11060	48.28	-25.72	74	54.45	40.48	14.43	61.08	100	0	P	V
		16590	47.95	-20.25	68.2	50.19	38.89	18.22	59.35	100	0	P	V
													V
													V
802.11ac VHT80 CH 122 5610MHz		11220	48.08	-25.92	74	54.39	40.1	14.6	61.01	100	0	P	H
		16830	50.43	-17.77	68.2	50.79	40.34	18.5	59.2	100	0	P	H
													H
													H
		11220	47.1	-26.9	74	53.41	40.1	14.6	61.01	100	0	P	V
		16830	50.24	-17.96	68.2	50.6	40.34	18.5	59.2	100	0	P	V
													V
													V
Remark	1. No other spurious found. 2. All results are PASS against Peak and Average limit line.												

Band 3 - Straddle Channel

WIFI 802.11a (Band Edge @ 3m)

WIFI Ant. 1	Note	Frequency (MHz)	Level (dBμV/m)	Over Limit (dB)	Limit Line (dBμV/m)	Read Level (dBμV)	Antenna Factor (dB/m)	Path Loss (dB)	Preamp Factor (dB)	Ant Pos (cm)	Table Pos (deg)	Peak Avg. (P/A)	Pol. (H/V)
802.11a CH 144 5720MHz		5369.89	52.03	-21.97	74	40.29	31.52	10.65	30.43	103	162	P	H
		5465.83	51.5	-16.7	68.2	39.4	31.79	10.74	30.43	103	162	P	H
		5452.96	42.08	-11.92	54	30.07	31.72	10.72	30.43	103	162	A	H
	*	5720	111.62	-	-	99.32	32	10.87	30.57	103	162	P	H
	*	5720	103.96	-	-	91.66	32	10.87	30.57	103	162	A	H
		5918.25	53.42	-14.78	68.2	40.52	32.44	11.15	30.69	103	162	P	H
		5434.24	51.39	-22.61	74	39.42	31.7	10.7	30.43	253	285	P	V
		5467.39	51.24	-16.96	68.2	39.13	31.8	10.74	30.43	253	285	P	V
		5452.57	41.28	-12.72	54	29.27	31.72	10.72	30.43	253	285	A	V
	*	5720	109.18	-	-	96.88	32	10.87	30.57	253	285	P	V
	*	5720	100.83	-	-	88.53	32	10.87	30.57	253	285	A	V
		5934.5	52.24	-15.96	68.2	39.28	32.47	11.19	30.7	253	285	P	V
Remark	1. No other spurious found. 2. All results are PASS against Peak and Average limit line.												

Band 3 - Straddle Channel

WIFI 802.11a (Harmonic @ 3m)

WIFI Ant. 1	Note	Frequency (MHz)	Level (dBμV/m)	Over Limit (dB)	Limit Line (dBμV/m)	Read Level (dBμV)	Antenna Factor (dB/m)	Path Loss (dB)	Preamp Factor (dB)	Ant Pos (cm)	Table Pos (deg)	Peak Avg. (P/A)	Pol. (H/V)
802.11a CH 144 5720MHz		11440	48.31	-25.69	74	54.01	40.38	14.84	60.92	100	0	P	H
		17160	49.67	-18.53	68.2	48.89	40.8	18.89	58.91	100	0	P	H
													H
													H
		11440	48.09	-25.91	74	53.79	40.38	14.84	60.92	100	0	P	V
		17160	50.01	-18.19	68.2	49.23	40.8	18.89	58.91	100	0	P	V
													V
													V
Remark	1. No other spurious found. 2. All results are PASS against Peak and Average limit line.												

Band 3 - Straddle Channel

WIFI 802.11n HT20 (Band Edge @ 3m)

WIFI Ant. 1	Note	Frequency (MHz)	Level (dBμV/m)	Over Limit (dB)	Limit Line (dBμV/m)	Read Level (dBμV)	Antenna Factor (dB/m)	Path Loss (dB)	Preamp Factor (dB)	Ant Pos (cm)	Table Pos (deg)	Peak Avg. (P/A)	Pol. (H/V)
802.11n HT20 CH 144 5720MHz		5438.92	51.9	-22.1	74	39.92	31.7	10.71	30.43	100	162	P	H
		5468.17	50.81	-17.39	68.2	38.69	31.81	10.74	30.43	100	162	P	H
		5452.96	42.56	-11.44	54	30.55	31.72	10.72	30.43	100	162	A	H
	*	5720	111.16	-	-	98.86	32	10.87	30.57	100	162	P	H
	*	5720	103.64	-	-	91.34	32	10.87	30.57	100	162	A	H
		5943.25	53.37	-14.83	68.2	40.37	32.49	11.21	30.7	100	162	P	H
		5354.68	51.19	-22.81	74	39.55	31.43	10.64	30.43	256	290	P	V
		5462.32	50.65	-17.55	68.2	38.58	31.77	10.73	30.43	256	290	P	V
		5452.18	42.04	-11.96	54	30.04	31.71	10.72	30.43	256	290	A	V
	*	5720	108.78	-	-	96.48	32	10.87	30.57	256	290	P	V
	*	5720	101.51	-	-	89.21	32	10.87	30.57	256	290	A	V
		5913	52.77	-15.43	68.2	39.9	32.43	11.13	30.69	256	290	P	V
Remark	1. No other spurious found. 2. All results are PASS against Peak and Average limit line.												

Band 3 - Straddle Channel

WIFI 802.11n HT20 (Harmonic @ 3m)

WIFI Ant. 1	Note	Frequency (MHz)	Level (dBμV/m)	Over Limit (dB)	Limit Line (dBμV/m)	Read Level (dBμV)	Antenna Factor (dB/m)	Path Loss (dB)	Preamp Factor (dB)	Ant Pos (cm)	Table Pos (deg)	Peak Avg. (P/A)	Pol. (H/V)
802.11n HT20 CH 144 5720MHz		11440	47.34	-26.66	74	53.04	40.38	14.84	60.92	100	0	P	H
		17160	49.64	-18.56	68.2	48.86	40.8	18.89	58.91	100	0	P	H
													H
													H
		11440	47.67	-26.33	74	53.37	40.38	14.84	60.92	100	0	P	V
		17160	50.7	-17.5	68.2	49.92	40.8	18.89	58.91	100	0	P	V
													V
													V
Remark	1. No other spurious found. 2. All results are PASS against Peak and Average limit line.												

Band 3 - Straddle Channel

WIFI 802.11n HT40 (Band Edge @ 3m)

WIFI Ant. 1	Note	Frequency (MHz)	Level (dBµV/m)	Over Limit (dB)	Limit Line (dBµV/m)	Read Level (dBµV)	Antenna Factor (dB/m)	Path Loss (dB)	Preamp Factor (dB)	Ant Pos (cm)	Table Pos (deg)	Peak Avg. (P/A)	Pol. (H/V)
802.11n HT40 CH 142 5710MHz		5410.45	52.6	-21.4	74	40.66	31.7	10.67	30.43	100	164	P	H
		5460.37	52.3	-15.9	68.2	40.24	31.76	10.73	30.43	100	164	P	H
		5452.57	43.72	-10.28	54	31.71	31.72	10.72	30.43	100	164	A	H
	*	5710	107.26	-	-	94.95	32	10.87	30.56	100	164	P	H
	*	5710	99.99	-	-	87.68	32	10.87	30.56	100	164	A	H
		5933	54.81	-13.39	68.2	41.86	32.47	11.18	30.7	100	164	P	H
		5459.59	52.13	-21.87	74	40.07	31.76	10.73	30.43	255	291	P	V
		5468.95	51.66	-16.54	68.2	39.54	31.81	10.74	30.43	255	291	P	V
		5452.57	42.63	-11.37	54	30.62	31.72	10.72	30.43	255	291	A	V
	*	5710	106	-	-	93.69	32	10.87	30.56	255	291	P	V
	*	5710	97.95	-	-	85.64	32	10.87	30.56	255	291	A	V
		5936.5	54.55	-13.65	68.2	41.59	32.47	11.19	30.7	255	291	P	V
Remark	1. No other spurious found. 2. All results are PASS against Peak and Average limit line.												

Band 3 - Straddle Channel

WIFI 802.11n HT40 (Harmonic @ 3m)

WIFI Ant. 1	Note	Frequency (MHz)	Level (dBμV/m)	Over Limit (dB)	Limit Line (dBμV/m)	Read Level (dBμV)	Antenna Factor (dB/m)	Path Loss (dB)	Preamp Factor (dB)	Ant Pos (cm)	Table Pos (deg)	Peak Avg. (P/A)	Pol. (H/V)
802.11n HT40 CH 142 5710MHz		11420	48.62	-25.38	74	54.39	40.34	14.82	60.93	100	0	P	H
		17130	51.8	-16.4	68.2	51.09	40.8	18.85	58.94	100	0	P	H
													H
													H
		11420	47.61	-26.39	74	53.38	40.34	14.82	60.93	100	0	P	V
		17130	51.56	-16.64	68.2	50.85	40.8	18.85	58.94	100	0	P	V
													V
													V
Remark	1. No other spurious found. 2. All results are PASS against Peak and Average limit line.												

Band 3 - Straddle Channel

WIFI 802.11ac VHT80 (Band Edge @ 3m)

WIFI Ant. 1	Note	Frequency (MHz)	Level (dBµV/m)	Over Limit (dB)	Limit Line (dBµV/m)	Read Level (dBµV)	Antenna Factor (dB/m)	Path Loss (dB)	Preamp Factor (dB)	Ant Pos (cm)	Table Pos (deg)	Peak Avg. (P/A)	Pol. (H/V)
802.11ac VHT80 CH 138 5690MHz		5456.08	51.65	-22.35	74	39.61	31.74	10.73	30.43	100	157	P	H
		5460.37	50.1	-18.1	68.2	38.04	31.76	10.73	30.43	100	157	P	H
		5454.13	42.9	-11.1	54	30.89	31.72	10.72	30.43	100	157	A	H
	*	5690	104.99	-	-	92.7	31.96	10.88	30.55	100	157	P	H
	*	5690	98	-	-	85.71	31.96	10.88	30.55	100	157	A	H
		5850.4	53.32	-14.88	68.2	40.79	32.2	10.98	30.65	100	157	P	H
		5444.77	50.91	-23.09	74	38.93	31.7	10.71	30.43	255	290	P	V
		5468.95	51.37	-16.83	68.2	39.25	31.81	10.74	30.43	255	290	P	V
		5411.62	42.72	-11.28	54	30.78	31.7	10.67	30.43	255	290	A	V
	*	5690	102.74	-	-	90.45	31.96	10.88	30.55	255	290	P	V
	*	5690	95.49	-	-	83.2	31.96	10.88	30.55	255	290	A	V
		5856.1	52.49	-15.71	68.2	39.93	32.22	10.99	30.65	255	290	P	V
Remark	1. No other spurious found. 2. All results are PASS against Peak and Average limit line.												

Band 3 - Straddle Channel

WIFI 802.11ac VHT80 (Harmonic @ 3m)

WIFI Ant. 1	Note	Frequency (MHz)	Level (dBμV/m)	Over Limit (dB)	Limit Line (dBμV/m)	Read Level (dBμV)	Antenna Factor (dB/m)	Path Loss (dB)	Preamp Factor (dB)	Ant Pos (cm)	Table Pos (deg)	Peak Avg. (P/A)	Pol. (H/V)
802.11ac VHT80 CH 138 5690MHz		11380	47.37	-26.63	74	53.29	40.26	14.77	60.95	100	0	P	H
		17070	51.4	-16.8	68.2	50.89	40.74	18.79	59.02	100	0	P	H
													H
													H
		11380	48.07	-25.93	74	53.99	40.26	14.77	60.95	100	0	P	V
		17070	50.82	-17.38	68.2	50.31	40.74	18.79	59.02	100	0	P	V
													V
													V
Remark	1. No other spurious found. 2. All results are PASS against Peak and Average limit line.												

Emission below 1GHz

WIFI 802.11ac VHT80 (LF @ 3m)

WIFI Ant. 1	Note	Frequency (MHz)	Level (dBμV/m)	Over Limit (dB)	Limit Line (dBμV/m)	Read Level (dBμV)	Antenna Factor (dB/m)	Path Loss (dB)	Preamp Factor (dB)	Ant Pos (cm)	Table Pos (deg)	Peak Avg. (P/A)	Pol. (H/V)
802.11ac VHT80 LF		87.23	21.03	-18.97	40	37.62	14.53	1.27	32.39	-	-	P	H
		110.51	25.34	-18.16	43.5	39.19	17.06	1.44	32.35	-	-	P	H
		235.64	30	-16	46	43.7	16.5	2.2	32.4	-	-	P	H
		439.34	30.9	-15.1	46	37.85	22.71	2.83	32.49	-	-	P	H
		471.35	32.39	-13.61	46	38.61	23.32	2.98	32.52	-	-	P	H
		896.21	38.54	-7.46	46	37.62	28.58	4.29	31.95	100	0	P	H
													H
													H
													H
													H
													H
													H
		31.94	26.4	-13.6	40	36.16	21.84	0.73	32.33	-	-	P	V
		99.84	28.18	-15.32	43.5	42.87	16.22	1.36	32.27	-	-	P	V
		111.48	28.06	-15.44	43.5	41.79	17.18	1.45	32.36	-	-	P	V
		236.61	28.04	-17.96	46	41.63	16.61	2.2	32.4	-	-	P	V
		472.32	31.03	-14.97	46	37.23	23.33	2.99	32.52	-	-	P	V
		901.06	39.43	-6.57	46	38.5	28.57	4.3	31.94	100	0	P	V
													V
													V
													V
													V
													V
													V
Remark	1. No other spurious found. 2. All results are PASS against limit line.												

Band 1 - 5150~5250MHz

WIFI 802.11a (Band Edge @ 3m)

WIFI Ant. 2	Note	Frequency (MHz)	Level (dBμV/m)	Over Limit (dB)	Limit Line (dBμV/m)	Read Level (dBμV)	Antenna Factor (dB/m)	Path Loss (dB)	Preamp Factor (dB)	Ant Pos (cm)	Table Pos (deg)	Peak Avg. (P/A)	Pol. (H/V)
802.11a CH 36 5180MHz		5149.76	56.85	-17.15	74	44.27	32.1	10.49	30.01	100	228	P	H
		5150	45.97	-8.03	54	33.39	32.1	10.49	30.01	100	228	A	H
	*	5180	109.56	-	-	97.11	31.92	10.54	30.01	100	228	P	H
	*	5180	101.91	-	-	89.46	31.92	10.54	30.01	100	228	A	H
													H
													H
		5149.76	58.14	-15.86	74	45.56	32.1	10.49	30.01	251	16	P	V
		5150	47.16	-6.84	54	34.58	32.1	10.49	30.01	251	16	A	V
	*	5180	113	-	-	100.55	31.92	10.54	30.01	251	16	P	V
	*	5180	105.22	-	-	92.77	31.92	10.54	30.01	251	16	A	V
													V
													V
802.11a CH 44 5220MHz		5061.88	53.31	-20.69	74	41.05	31.92	10.36	30.02	100	226	P	H
		5150	42.27	-11.73	54	29.69	32.1	10.49	30.01	100	226	A	H
	*	5220	106.97	-	-	94.72	31.68	10.58	30.01	100	226	P	H
	*	5220	99.1	-	-	86.85	31.68	10.58	30.01	100	226	A	H
		5444.88	52.42	-21.58	74	40	31.7	10.71	29.99	100	226	P	H
		5452.16	41.81	-12.19	54	29.37	31.71	10.72	29.99	100	226	A	H
		5149.76	53.24	-20.76	74	40.66	32.1	10.49	30.01	245	18	P	V
		5150	42.55	-11.45	54	29.97	32.1	10.49	30.01	245	18	A	V
	*	5220	110.67	-	-	98.42	31.68	10.58	30.01	245	18	P	V
	*	5220	102.99	-	-	90.74	31.68	10.58	30.01	245	18	A	V
		5446.56	52.29	-21.71	74	39.86	31.7	10.72	29.99	245	18	P	V
		5452.44	42.24	-11.76	54	29.8	31.71	10.72	29.99	245	18	A	V

802.11a CH 48 5240MHz		5112.58	52.84	-21.16	74	40.38	32.03	10.44	30.01	100	225	P	H
		5149.24	41.81	-12.19	54	29.23	32.1	10.49	30.01	100	225	A	H
	*	5240	106.87	-	-	94.73	31.56	10.59	30.01	100	225	P	H
	*	5240	99.04	-	-	86.9	31.56	10.59	30.01	100	225	A	H
		5375.72	52.49	-21.51	74	40.29	31.55	10.65	30	100	225	P	H
		5458.32	41.62	-12.38	54	29.13	31.75	10.73	29.99	100	225	A	H
		5108.16	52.83	-21.17	74	40.39	32.02	10.43	30.01	276	19	P	V
		5148.98	41.96	-12.04	54	29.38	32.1	10.49	30.01	276	19	A	V
	*	5240	110.78	-	-	98.64	31.56	10.59	30.01	276	19	P	V
	*	5240	103.38	-	-	91.24	31.56	10.59	30.01	276	19	A	V
		5420.52	52.88	-21.12	74	40.48	31.7	10.69	29.99	276	19	P	V
		5399.24	41.81	-12.19	54	29.45	31.7	10.66	30	276	19	A	V
Remark	1. No other spurious found. 2. All results are PASS against Peak and Average limit line.												

Band 1 5150~5250MHz

WIFI 802.11a (Harmonic @ 3m)

WIFI Ant. 2	Note	Frequency (MHz)	Level (dBµV/m)	Over Limit (dB)	Limit Line (dBµV/m)	Read Level (dBµV)	Antenna Factor (dB/m)	Path Loss (dB)	Preamp Factor (dB)	Ant Pos (cm)	Table Pos (deg)	Peak Avg. (P/A)	Pol. (H/V)
802.11a CH 36 5180MHz		10360	46.76	-21.44	68.2	53.35	39.9	14.41	60.9	100	0	P	H
		15540	46.11	-27.89	74	53.54	38	17.28	62.71	100	0	P	H
													H
													H
		10360	47.49	-20.71	68.2	54.08	39.9	14.41	60.9	100	0	P	V
		15540	45.97	-28.03	74	53.4	38	17.28	62.71	100	0	P	V
													V
													V
802.11a CH 44 5220MHz		10440	46.65	-21.55	68.2	53.16	40.1	14.41	61.02	100	0	P	H
		15660	46.33	-27.67	74	53.54	37.58	17.34	62.13	100	0	P	H
													H
													H
		10440	47.05	-21.15	68.2	53.56	40.1	14.41	61.02	100	0	P	V
		15660	45.98	-28.02	74	53.19	37.58	17.34	62.13	100	0	P	V
													V
													V
802.11a CH 48 5240MHz		10480	46.92	-21.28	68.2	53.48	40.1	14.41	61.07	100	0	P	H
		15720	45.67	-28.33	74	52.68	37.46	17.37	61.84	100	0	P	H
													H
													H
		10480	46.89	-21.31	68.2	53.45	40.1	14.41	61.07	100	0	P	V
		15720	45.62	-28.38	74	52.63	37.46	17.37	61.84	100	0	P	V
													V
													V
Remark	1. No other spurious found. 2. All results are PASS against Peak and Average limit line.												

Band 1 5150~5250MHz

WIFI 802.11n HT20 (Band Edge @ 3m)

WIFI Ant. 2	Note	Frequency (MHz)	Level (dBμV/m)	Over Limit (dB)	Limit Line (dBμV/m)	Read Level (dBμV)	Antenna Factor (dB/m)	Path Loss (dB)	Preamp Factor (dB)	Ant Pos (cm)	Table Pos (deg)	Peak Avg. (P/A)	Pol. (H/V)
802.11n HT20 CH 36 5180MHz		5148.2	54.68	-19.32	74	42.1	32.1	10.49	30.01	338	235	P	H
		5150	45.39	-8.61	54	32.81	32.1	10.49	30.01	338	235	A	H
	*	5180	108.6	-	-	96.15	31.92	10.54	30.01	338	235	P	H
	*	5180	100.8	-	-	88.35	31.92	10.54	30.01	338	235	A	H
													H
													H
		5149.24	57.09	-16.91	74	44.51	32.1	10.49	30.01	279	11	P	V
		5150	47.68	-6.32	54	35.1	32.1	10.49	30.01	279	11	A	V
	*	5180	113.14	-	-	100.69	31.92	10.54	30.01	279	11	P	V
	*	5180	105.33	-	-	92.88	31.92	10.54	30.01	279	11	A	V
													V
													V
802.11n HT20 CH 44 5220MHz		5147.68	55.92	-18.08	74	43.34	32.1	10.49	30.01	100	224	P	H
		5150	43.53	-10.47	54	30.95	32.1	10.49	30.01	100	224	A	H
	*	5220	107.33	-	-	95.08	31.68	10.58	30.01	100	224	P	H
	*	5220	99.5	-	-	87.25	31.68	10.58	30.01	100	224	A	H
		5429.76	52.62	-21.38	74	40.21	31.7	10.7	29.99	100	224	P	H
		5452.16	41.76	-12.24	54	29.32	31.71	10.72	29.99	100	224	A	H
		5147.94	55.45	-18.55	74	42.87	32.1	10.49	30.01	266	19	P	V
		5147.94	44.07	-9.93	54	31.49	32.1	10.49	30.01	266	19	A	V
	*	5220	110.75	-	-	98.5	31.68	10.58	30.01	266	19	P	V
	*	5220	103.37	-	-	91.12	31.68	10.58	30.01	266	19	A	V
		5458.88	52.48	-21.52	74	39.99	31.75	10.73	29.99	266	19	P	V
		5451.88	43	-11	54	30.56	31.71	10.72	29.99	266	19	A	V

802.11n HT20 CH 48 5240MHz		5065.52	53.38	-20.62	74	41.1	31.93	10.37	30.02	100	223	P	H
		5149.24	42.79	-11.21	54	30.21	32.1	10.49	30.01	100	223	A	H
	*	5240	106.54	-	-	94.4	31.56	10.59	30.01	100	223	P	H
	*	5240	99.16	-	-	87.02	31.56	10.59	30.01	100	223	A	H
		5379.36	52.81	-21.19	74	40.58	31.58	10.65	30	100	223	P	H
		5427.24	42.65	-11.35	54	30.25	31.7	10.69	29.99	100	223	A	H
		5088.14	52.9	-21.1	74	40.53	31.98	10.4	30.01	274	17	P	V
		5146.38	42.85	-11.15	54	30.28	32.09	10.49	30.01	274	17	A	V
	*	5240	110.84	-	-	98.7	31.56	10.59	30.01	274	17	P	V
	*	5240	103.46	-	-	91.32	31.56	10.59	30.01	274	17	A	V
		5374.6	53.12	-20.88	74	40.92	31.55	10.65	30	274	17	P	V
		5409.6	42.73	-11.27	54	30.36	31.7	10.67	30	274	17	A	V
Remark	1. No other spurious found. 2. All results are PASS against Peak and Average limit line.												

Band 1 5150~5250MHz

WIFI 802.11n HT20 (Harmonic @ 3m)

WIFI Ant. 2	Note	Frequency (MHz)	Level (dBμV/m)	Over Limit (dB)	Limit Line (dBμV/m)	Read Level (dBμV)	Antenna Factor (dB/m)	Path Loss (dB)	Preamp Factor (dB)	Ant Pos (cm)	Table Pos (deg)	Peak Avg. (P/A)	Pol. (H/V)
802.11n HT20 CH 36 5180MHz		10360	47.43	-20.77	68.2	54.02	39.9	14.41	60.9	100	0	P	H
		15540	46.87	-27.13	74	54.3	38	17.28	62.71	100	0	P	H
													H
													H
		10360	47.41	-20.79	68.2	54	39.9	14.41	60.9	100	0	P	V
		15540	46.37	-27.63	74	53.8	38	17.28	62.71	100	0	P	V
													V
													V
802.11n HT20 CH 44 5220MHz		10440	46.52	-21.68	68.2	53.03	40.1	14.41	61.02	100	0	P	H
		15660	45.52	-28.48	74	52.73	37.58	17.34	62.13	100	0	P	H
													H
													H
		10440	46.95	-21.25	68.2	53.46	40.1	14.41	61.02	100	0	P	V
		15660	44.75	-29.25	74	51.96	37.58	17.34	62.13	100	0	P	V
													V
													V
802.11n HT20 CH 48 5240MHz		10480	47.1	-21.1	68.2	53.66	40.1	14.41	61.07	100	0	P	H
		15720	46.36	-27.64	74	53.37	37.46	17.37	61.84	100	0	P	H
													H
													H
		10480	46.09	-22.11	68.2	52.65	40.1	14.41	61.07	100	0	P	V
		15720	46.03	-27.97	74	53.04	37.46	17.37	61.84	100	0	P	V
													V
													V
Remark	1. No other spurious found. 2. All results are PASS against Peak and Average limit line.												

Band 1 5150~5250MHz

WIFI 802.11n HT40 (Band Edge @ 3m)

WIFI Ant. 2	Note	Frequency (MHz)	Level (dBμV/m)	Over Limit (dB)	Limit Line (dBμV/m)	Read Level (dBμV)	Antenna Factor (dB/m)	Path Loss (dB)	Preamp Factor (dB)	Ant Pos (cm)	Table Pos (deg)	Peak Avg. (P/A)	Pol. (H/V)
802.11n HT40 CH 38 5190MHz		5148.72	55.73	-18.27	74	43.15	32.1	10.49	30.01	148	227	P	H
		5150	47.79	-6.21	54	35.21	32.1	10.49	30.01	148	227	A	H
	*	5190	105	-	-	92.6	31.86	10.55	30.01	148	227	P	H
	*	5190	97.14	-	-	84.74	31.86	10.55	30.01	148	227	A	H
		5412.68	53.43	-20.57	74	41.05	31.7	10.68	30	148	227	P	H
		5412.96	44.39	-9.61	54	32.01	31.7	10.68	30	148	227	A	H
		5148.98	60.14	-13.86	74	47.56	32.1	10.49	30.01	281	12	P	V
		5150	50.54	-3.46	54	37.96	32.1	10.49	30.01	281	12	A	V
	*	5190	109.05	-	-	96.65	31.86	10.55	30.01	281	12	P	V
	*	5190	101.06	-	-	88.66	31.86	10.55	30.01	281	12	A	V
		5413.24	53.73	-20.27	74	41.35	31.7	10.68	30	281	12	P	V
		5412.4	46.99	-7.01	54	34.61	31.7	10.68	30	281	12	A	V
802.11n HT40 CH 46 5230MHz		5148.46	56.37	-17.63	74	43.79	32.1	10.49	30.01	100	219	P	H
		5150	44.48	-9.52	54	31.9	32.1	10.49	30.01	100	219	A	H
	*	5230	102.33	-	-	90.14	31.62	10.58	30.01	100	219	P	H
	*	5230	95.35	-	-	83.16	31.62	10.58	30.01	100	219	A	H
		5453.28	55.42	-18.58	74	42.97	31.72	10.72	29.99	100	219	P	H
		5453	47.01	-6.99	54	34.56	31.72	10.72	29.99	100	219	A	H
		5146.9	58.56	-15.44	74	45.99	32.09	10.49	30.01	276	15	P	V
		5148.46	45.93	-8.07	54	33.35	32.1	10.49	30.01	276	15	A	V
	*	5230	106.99	-	-	94.8	31.62	10.58	30.01	276	15	P	V
	*	5230	99.62	-	-	87.43	31.62	10.58	30.01	276	15	A	V
		5453.84	56.89	-17.11	74	44.44	31.72	10.72	29.99	276	15	P	V
		5452.44	48.41	-5.59	54	35.97	31.71	10.72	29.99	276	15	A	V
Remark	1. No other spurious found. 2. All results are PASS against Peak and Average limit line.												

Band 1 5150~5250MHz

WIFI 802.11n HT40 (Harmonic @ 3m)

WIFI Ant. 2	Note	Frequency (MHz)	Level (dBμV/m)	Over Limit (dB)	Limit Line (dBμV/m)	Read Level (dBμV)	Antenna Factor (dB/m)	Path Loss (dB)	Preamp Factor (dB)	Ant Pos (cm)	Table Pos (deg)	Peak Avg. (P/A)	Pol. (H/V)
802.11n HT40 CH 38 5190MHz		10380	47.06	-21.14	68.2	53.58	40	14.41	60.93	100	0	P	H
		15570	47.31	-26.69	74	54.73	37.85	17.29	62.56	100	0	P	H
													H
													H
		10380	47.43	-20.77	68.2	53.95	40	14.41	60.93	100	0	P	V
		15570	46.75	-27.25	74	54.17	37.85	17.29	62.56	100	0	P	V
													V
													V
802.11n HT40 CH 46 5230MHz		10460	47.62	-20.58	68.2	54.15	40.1	14.41	61.04	100	0	P	H
		15690	46.05	-27.95	74	53.17	37.52	17.35	61.99	100	0	P	H
													H
													H
		10460	46.86	-21.34	68.2	53.39	40.1	14.41	61.04	100	0	P	V
		15690	46.02	-27.98	74	53.14	37.52	17.35	61.99	100	0	P	V
													V
													V
Remark	1. No other spurious found. 2. All results are PASS against Peak and Average limit line.												

Band 1 5150~5250MHz

WIFI 802.11ac VHT80 (Band Edge @ 3m)

WIFI Ant. 2	Note	Frequency (MHz)	Level (dBμV/m)	Over Limit (dB)	Limit Line (dBμV/m)	Read Level (dBμV)	Antenna Factor (dB/m)	Path Loss (dB)	Preamp Factor (dB)	Ant Pos (cm)	Table Pos (deg)	Peak Avg. (P/A)	Pol. (H/V)
802.11ac VHT80 CH 42 5210MHz		5150	61.72	-12.28	74	49.14	32.1	10.49	30.01	325	223	P	H
		5149.76	48.96	-5.04	54	36.38	32.1	10.49	30.01	325	223	A	H
	*	5210	100.51	-	-	88.21	31.74	10.57	30.01	325	223	P	H
	*	5210	92.86	-	-	80.56	31.74	10.57	30.01	325	223	A	H
		5397.84	51.51	-22.49	74	39.16	31.69	10.66	30	325	223	P	H
		5354.72	43.84	-10.16	54	31.77	31.43	10.64	30	325	223	A	H
		5147.16	65.5	-8.5	74	52.93	32.09	10.49	30.01	265	14	P	V
		5148.98	52.49	-1.51	54	39.91	32.1	10.49	30.01	265	14	A	V
	*	5210	105.47	-	-	93.17	31.74	10.57	30.01	265	14	P	V
	*	5210	97.97	-	-	85.67	31.74	10.57	30.01	265	14	A	V
		5433.96	53.06	-20.94	74	40.65	31.7	10.7	29.99	265	14	P	V
		5411.84	44.08	-9.92	54	31.71	31.7	10.67	30	265	14	A	V
Remark	1. No other spurious found. 2. All results are PASS against Peak and Average limit line.												

Band 1 5150~5250MHz

WIFI 802.11ac VHT80 (Harmonic @ 3m)

WIFI Ant. 2	Note	Frequency (MHz)	Level (dBμV/m)	Over Limit (dB)	Limit Line (dBμV/m)	Read Level (dBμV)	Antenna Factor (dB/m)	Path Loss (dB)	Preamp Factor (dB)	Ant Pos (cm)	Table Pos (deg)	Peak Avg. (P/A)	Pol. (H/V)
802.11ac VHT80 CH 42 5210MHz		10420	47.58	-20.62	68.2	54.06	40.1	14.41	60.99	100	0	P	H
		15630	46.35	-27.65	74	53.67	37.64	17.32	62.28	100	0	P	H
													H
													H
		10420	47.22	-20.98	68.2	53.7	40.1	14.41	60.99	100	0	P	V
		15630	46.3	-27.7	74	53.62	37.64	17.32	62.28	100	0	P	V
													V
													V
Remark	1. No other spurious found. 2. All results are PASS against Peak and Average limit line.												

Band 2 - 5250~5350MHz

WIFI 802.11a (Band Edge @ 3m)

WIFI Ant. 2	Note	Frequency (MHz)	Level (dBμV/m)	Over Limit (dB)	Limit Line (dBμV/m)	Read Level (dBμV)	Antenna Factor (dB/m)	Path Loss (dB)	Preamp Factor (dB)	Ant Pos (cm)	Table Pos (deg)	Peak Avg. (P/A)	Pol. (H/V)
802.11a CH 52 5260MHz		5134.98	51.86	-22.14	74	39.33	32.07	10.47	30.01	100	118	P	H
		5103.7	41.68	-12.32	54	29.25	32.01	10.43	30.01	100	118	A	H
	*	5260	106.72	-	-	94.64	31.48	10.6	30	100	118	P	H
	*	5260	98.94	-	-	86.86	31.48	10.6	30	100	118	A	H
		5418.72	53.06	-20.94	74	40.67	31.7	10.68	29.99	100	118	P	H
		5456.64	41.75	-12.25	54	29.27	31.74	10.73	29.99	100	118	A	H
		5092.14	52.27	-21.73	74	39.89	31.98	10.41	30.01	271	17	P	V
		5149.94	41.93	-12.07	54	29.35	32.1	10.49	30.01	271	17	A	V
	*	5260	111.3	-	-	99.22	31.48	10.6	30	271	17	P	V
	*	5260	103.38	-	-	91.3	31.48	10.6	30	271	17	A	V
		5420.16	53.5	-20.5	74	41.11	31.7	10.68	29.99	271	17	P	V
		5408.16	41.98	-12.02	54	29.61	31.7	10.67	30	271	17	A	V
802.11a CH 60 5300MHz		5095.54	51.84	-22.16	74	39.45	31.99	10.41	30.01	100	117	P	H
		5109.48	41.67	-12.33	54	29.23	32.02	10.43	30.01	100	117	A	H
	*	5300	106.45	-	-	94.44	31.4	10.61	30	100	117	P	H
	*	5300	98.85	-	-	86.84	31.4	10.61	30	100	117	A	H
		5351.76	55.92	-18.08	74	43.87	31.41	10.64	30	100	117	P	H
		5350.08	42.91	-11.09	54	30.87	31.4	10.64	30	100	117	A	H
		5108.8	51.87	-22.13	74	39.43	32.02	10.43	30.01	269	15	P	V
		5105.4	41.82	-12.18	54	29.39	32.01	10.43	30.01	269	15	A	V
	*	5300	110.39	-	-	98.38	31.4	10.61	30	269	15	P	V
	*	5300	102.83	-	-	90.82	31.4	10.61	30	269	15	A	V
		5352.24	58.83	-15.17	74	46.78	31.41	10.64	30	269	15	P	V
		5350.08	44.6	-9.4	54	32.56	31.4	10.64	30	269	15	A	V

802.11a CH 64 5320MHz	*	5320	104.12	-	-	92.53	31.4	10.62	30.43	100	220	P	H
	*	5320	104.83	-	-	93.24	31.4	10.62	30.43	100	220	P	H
	*	5320	97.08	-	-	85.49	31.4	10.62	30.43	100	220	A	H
		5351.2	62.49	-11.51	74	50.87	31.41	10.64	30.43	100	220	P	H
		5350.08	46.06	-7.94	54	34.45	31.4	10.64	30.43	100	220	A	H
													H
	*	5320	108.4	-	-	96.81	31.4	10.62	30.43	286	0	P	V
	*	5320	100.86	-	-	89.27	31.4	10.62	30.43	286	0	A	V
		5352.96	65.16	-8.84	74	53.53	31.42	10.64	30.43	286	0	P	V
		5350.08	48.51	-5.49	54	36.9	31.4	10.64	30.43	286	0	A	V
													V
													V
Remark	1. No other spurious found. 2. All results are PASS against Peak and Average limit line.												

Band 2 5250~5350MHz

WIFI 802.11a (Harmonic @ 3m)

WIFI Ant. 2	Note	Frequency (MHz)	Level (dBµV/m)	Over Limit (dB)	Limit Line (dBµV/m)	Read Level (dBµV)	Antenna Factor (dB/m)	Path Loss (dB)	Preamp Factor (dB)	Ant Pos (cm)	Table Pos (deg)	Peak Avg. (P/A)	Pol. (H/V)
802.11a CH 52 5260MHz		10520	46.84	-21.36	68.2	53.42	40.12	14.4	61.1	100	0	P	H
		15780	45.93	-28.07	74	52.75	37.34	17.4	61.56	100	0	P	H
													H
													H
		10520	46.45	-21.75	68.2	53.03	40.12	14.4	61.1	100	0	P	V
		15780	46.68	-27.32	74	53.5	37.34	17.4	61.56	100	0	P	V
													V
													V
802.11a CH 60 5300MHz		10600	47.76	-26.24	74	54.26	40.2	14.4	61.1	100	0	P	H
		15900	45.18	-28.82	74	51.9	36.8	17.46	60.98	100	0	P	H
													H
													H
		10600	48.46	-25.54	74	54.96	40.2	14.4	61.1	100	0	P	V
		15900	44.58	-29.42	74	51.3	36.8	17.46	60.98	100	0	P	V
													V
													V
802.11a CH 64 5320MHz		10640	48.33	-25.67	74	54.88	40.16	14.39	61.1	100	0	P	H
		15960	44.87	-29.13	74	51.15	36.92	17.49	60.69	100	0	P	H
													H
													H
		10640	47.45	-26.55	74	54	40.16	14.39	61.1	100	0	P	V
		15960	46.05	-27.95	74	52.33	36.92	17.49	60.69	100	0	P	V
													V
													V
Remark	1. No other spurious found. 2. All results are PASS against Peak and Average limit line.												

Band 2 5250~5350MHz

WIFI 802.11n HT20 (Band Edge @ 3m)

WIFI Ant. 2	Note	Frequency (MHz)	Level (dBμV/m)	Over Limit (dB)	Limit Line (dBμV/m)	Read Level (dBμV)	Antenna Factor (dB/m)	Path Loss (dB)	Preamp Factor (dB)	Ant Pos (cm)	Table Pos (deg)	Peak Avg. (P/A)	Pol. (H/V)
802.11n HT20 CH 52 5260MHz		5067.66	52.86	-21.14	74	40.57	31.94	10.37	30.02	100	120	P	H
		5144.84	42.71	-11.29	54	30.14	32.09	10.49	30.01	100	120	A	H
	*	5260	106.3	-	-	94.22	31.48	10.6	30	100	120	P	H
	*	5260	99.1	-	-	87.02	31.48	10.6	30	100	120	A	H
		5447.28	52.55	-21.45	74	40.12	31.7	10.72	29.99	100	120	P	H
		5453.52	42.68	-11.32	54	30.23	31.72	10.72	29.99	100	120	A	H
		5094.86	52.87	-21.13	74	40.48	31.99	10.41	30.01	270	15	P	V
		5149.6	43	-11	54	30.42	32.1	10.49	30.01	270	15	A	V
	*	5260	110.49	-	-	98.41	31.48	10.6	30	270	15	P	V
	*	5260	103.04	-	-	90.96	31.48	10.6	30	270	15	A	V
		5380.56	52.87	-21.13	74	40.64	31.58	10.65	30	270	15	P	V
		5400.96	42.93	-11.07	54	30.57	31.7	10.66	30	270	15	A	V
802.11n HT20 CH 60 5300MHz		5035.7	53.12	-20.88	74	40.97	31.84	10.33	30.02	100	118	P	H
		5147.56	42.66	-11.34	54	30.08	32.1	10.49	30.01	100	118	A	H
	*	5300	106.37	-	-	94.36	31.4	10.61	30	100	118	P	H
	*	5300	98.72	-	-	86.71	31.4	10.61	30	100	118	A	H
		5351.04	55.59	-18.41	74	43.54	31.41	10.64	30	100	118	P	H
		5350.08	44.19	-9.81	54	32.15	31.4	10.64	30	100	118	A	H
		5059.16	53.39	-20.61	74	41.13	31.92	10.36	30.02	253	15	P	V
		5102	42.67	-11.33	54	30.26	32	10.42	30.01	253	15	A	V
	*	5300	110.22	-	-	98.21	31.4	10.61	30	253	15	P	V
	*	5300	102.55	-	-	90.54	31.4	10.61	30	253	15	A	V
		5353.2	60.18	-13.82	74	48.12	31.42	10.64	30	253	15	P	V
		5350.32	46.41	-7.59	54	34.37	31.4	10.64	30	253	15	A	V

	*	5320	104.32	-	-	92.73	31.4	10.62	30.43	100	220	P	H
	*	5320	97.02	-	-	85.43	31.4	10.62	30.43	100	220	A	H
		5350.24	63.7	-10.3	74	52.09	31.4	10.64	30.43	100	220	P	H
		5350.08	47.39	-6.61	54	35.78	31.4	10.64	30.43	100	220	A	H
802.11n													H
HT20													H
CH 64	*	5320	108.44	-	-	96.85	31.4	10.62	30.43	271	18	P	V
5320MHz	*	5320	101.05	-	-	89.46	31.4	10.62	30.43	271	18	A	V
		5350.08	67.11	-6.89	74	55.5	31.4	10.64	30.43	271	18	P	V
		5350.24	50.2	-3.8	54	38.59	31.4	10.64	30.43	271	18	A	V
													V
													V
Remark	1. No other spurious found. 2. All results are PASS against Peak and Average limit line.												

Band 2 5250~5350MHz

WIFI 802.11n HT20 (Harmonic @ 3m)

WIFI Ant. 2	Note	Frequency (MHz)	Level (dBμV/m)	Over Limit (dB)	Limit Line (dBμV/m)	Read Level (dBμV)	Antenna Factor (dB/m)	Path Loss (dB)	Preamp Factor (dB)	Ant Pos (cm)	Table Pos (deg)	Peak Avg. (P/A)	Pol. (H/V)
802.11n HT20 CH 52 5260MHz		10520	46.17	-22.03	68.2	52.75	40.12	14.4	61.1	100	0	P	H
		15780	45.29	-28.71	74	52.11	37.34	17.4	61.56	100	0	P	H
													H
													H
		10520	46.14	-22.06	68.2	52.72	40.12	14.4	61.1	100	0	P	V
		15780	45.54	-28.46	74	52.36	37.34	17.4	61.56	100	0	P	V
													V
													V
802.11n HT20 CH 60 5300MHz		10600	47.16	-26.84	74	53.66	40.2	14.4	61.1	100	0	P	H
		15900	45.07	-28.93	74	51.79	36.8	17.46	60.98	100	0	P	H
													H
													H
		10600	47.25	-26.75	74	53.75	40.2	14.4	61.1	100	0	P	V
		15900	44.72	-29.28	74	51.44	36.8	17.46	60.98	100	0	P	V
													V
													V
802.11n HT20 CH 64 5320MHz		10640	49.24	-24.76	74	55.79	40.16	14.39	61.1	100	0	P	H
		15960	47	-27	74	53.28	36.92	17.49	60.69	100	0	P	H
													H
													H
		10640	49.11	-24.89	74	55.66	40.16	14.39	61.1	100	0	P	V
		15960	44.9	-29.1	74	51.18	36.92	17.49	60.69	100	0	P	V
													V
													V
Remark	1. No other spurious found. 2. All results are PASS against Peak and Average limit line.												

Band 2 5250~5350MHz

WIFI 802.11n HT40 (Band Edge @ 3m)

WIFI Ant. 2	Note	Frequency (MHz)	Level (dBμV/m)	Over Limit (dB)	Limit Line (dBμV/m)	Read Level (dBμV)	Antenna Factor (dB/m)	Path Loss (dB)	Preamp Factor (dB)	Ant Pos (cm)	Table Pos (deg)	Peak Avg. (P/A)	Pol. (H/V)
802.11n HT40 CH 54 5270MHz		5102	53.52	-20.48	74	41.11	32	10.42	30.01	287	14	P	V
		5047.6	43.75	-10.25	54	31.54	31.89	10.34	30.02	287	14	A	V
	*	5270	106.29	-	-	94.23	31.46	10.6	30	287	14	P	V
	*	5270	98.81	-	-	86.75	31.46	10.6	30	287	14	A	V
		5356.32	59.02	-14.98	74	46.94	31.44	10.64	30	287	14	P	V
		5350.56	46.09	-7.91	54	34.05	31.4	10.64	30	287	14	A	V
		5056.1	51.43	-22.57	74	39.18	31.91	10.36	30.02	100	219	P	H
		5047.94	43.1	-10.9	54	30.89	31.89	10.34	30.02	100	219	A	H
	*	5270	102.61	-	-	90.55	31.46	10.6	30	100	219	P	H
	*	5270	95.38	-	-	83.32	31.46	10.6	30	100	219	A	H
		5354.64	55.68	-18.32	74	43.61	31.43	10.64	30	100	219	P	H
		5350.8	44.39	-9.61	54	32.35	31.4	10.64	30	100	219	A	H
802.11n HT40 CH 62 5310MHz		5149.26	51.16	-22.84	74	38.58	32.1	10.49	30.01	100	216	P	H
		5087.04	43.16	-10.84	54	30.8	31.97	10.4	30.01	100	216	A	H
	*	5310	102.87	-	-	90.85	31.4	10.62	30	100	216	P	H
	*	5310	94.78	-	-	82.76	31.4	10.62	30	100	216	A	H
		5350.32	55.85	-18.15	74	43.81	31.4	10.64	30	100	216	P	H
		5350.56	47.64	-6.36	54	35.6	31.4	10.64	30	100	216	A	H
		5041.48	53.06	-20.94	74	40.88	31.87	10.33	30.02	268	17	P	V
		5087.04	44.6	-9.4	54	32.24	31.97	10.4	30.01	268	17	A	V
	*	5310	107.05	-	-	95.03	31.4	10.62	30	268	17	P	V
	*	5310	99.12	-	-	87.1	31.4	10.62	30	268	17	A	V
		5353.68	58.26	-15.74	74	46.2	31.42	10.64	30	268	17	P	V
		5350.56	50.93	-3.07	54	38.89	31.4	10.64	30	268	17	A	V
Remark	1. No other spurious found. 2. All results are PASS against Peak and Average limit line.												

Band 2 5250~5350MHz

WIFI 802.11n HT40 (Harmonic @ 3m)

WIFI Ant. 2	Note	Frequency (MHz)	Level (dBμV/m)	Over Limit (dB)	Limit Line (dBμV/m)	Read Level (dBμV)	Antenna Factor (dB/m)	Path Loss (dB)	Preamp Factor (dB)	Ant Pos (cm)	Table Pos (deg)	Peak Avg. (P/A)	Pol. (H/V)
802.11n HT40 CH 54 5270MHz		10540	47.25	-20.95	68.2	53.81	40.14	14.4	61.1	100	0	P	H
		15810	45.88	-28.12	74	52.63	37.25	17.41	61.41	100	0	P	H
													H
													H
		10540	46.92	-21.28	68.2	53.48	40.14	14.4	61.1	100	0	P	V
		15810	45.71	-28.29	74	52.46	37.25	17.41	61.41	100	0	P	V
													V
													V
802.11n HT40 CH 62 5310MHz		10620	48.38	-25.62	74	54.91	40.18	14.39	61.1	100	0	P	H
		15930	45.95	-28.05	74	52.45	36.86	17.48	60.84	100	0	P	H
													H
													H
		10620	48.34	-25.66	74	54.87	40.18	14.39	61.1	100	0	P	V
		15930	45.1	-28.9	74	51.6	36.86	17.48	60.84	100	0	P	V
													V
													V
Remark	1. No other spurious found. 2. All results are PASS against Peak and Average limit line.												

Band 2 5250~5350MHz

WIFI 802.11ac VHT80 (Band Edge @ 3m)

WIFI Ant. 2	Note	Frequency (MHz)	Level (dBμV/m)	Over Limit (dB)	Limit Line (dBμV/m)	Read Level (dBμV)	Antenna Factor (dB/m)	Path Loss (dB)	Preamp Factor (dB)	Ant Pos (cm)	Table Pos (deg)	Peak Avg. (P/A)	Pol. (H/V)
802.11ac VHT80 CH 58 5290MHz		5147.9	51.84	-22.16	74	39.26	32.1	10.49	30.01	100	117	P	H
		5106.08	43.39	-10.61	54	30.96	32.01	10.43	30.01	100	117	A	H
	*	5290	98.99	-	-	86.96	31.42	10.61	30	100	117	P	H
	*	5290	91.33	-	-	79.3	31.42	10.61	30	100	117	A	H
		5351.04	56.19	-17.81	74	44.14	31.41	10.64	30	100	117	P	H
		5350.32	48.62	-5.38	54	36.58	31.4	10.64	30	100	117	A	H
		5127.16	51.59	-22.41	74	39.09	32.05	10.46	30.01	273	17	P	V
		5146.2	43.6	-10.4	54	31.03	32.09	10.49	30.01	273	17	A	V
	*	5290	103.48	-	-	91.45	31.42	10.61	30	273	17	P	V
	*	5290	95.73	-	-	83.7	31.42	10.61	30	273	17	A	V
		5350.32	62.15	-11.85	74	50.11	31.4	10.64	30	273	17	P	V
		5350.56	51.86	-2.14	54	39.82	31.4	10.64	30	273	17	A	V
Remark	1. No other spurious found. 2. All results are PASS against Peak and Average limit line.												

Band 2 5250~5350MHz

WIFI 802.11ac VHT80 (Harmonic @ 3m)

WIFI Ant. 2	Note	Frequency (MHz)	Level (dBμV/m)	Over Limit (dB)	Limit Line (dBμV/m)	Read Level (dBμV)	Antenna Factor (dB/m)	Path Loss (dB)	Preamp Factor (dB)	Ant Pos (cm)	Table Pos (deg)	Peak Avg. (P/A)	Pol. (H/V)
802.11ac VHT80 CH 58 5290MHz		10580	47.04	-21.16	68.2	53.56	40.18	14.4	61.1	100	0	P	H
		15870	46.06	-27.94	74	52.78	36.95	17.45	61.12	100	0	P	H
													H
													H
		10580	46.99	-21.21	68.2	53.51	40.18	14.4	61.1	100	0	P	V
		15870	45.92	-28.08	74	52.64	36.95	17.45	61.12	100	0	P	V
													V
													V
Remark	1. No other spurious found. 2. All results are PASS against Peak and Average limit line.												

Band 3 - 5470~5725MHz

WIFI 802.11a (Band Edge @ 3m)

WIFI Ant. 2	Note	Frequency (MHz)	Level (dBμV/m)	Over Limit (dB)	Limit Line (dBμV/m)	Read Level (dBμV)	Antenna Factor (dB/m)	Path Loss (dB)	Preamp Factor (dB)	Ant Pos (cm)	Table Pos (deg)	Peak Avg. (P/A)	Pol. (H/V)
802.11a CH 100 5500MHz		5441.52	53.45	-20.55	74	41.03	31.7	10.71	29.99	100	223	P	H
		5461.04	53.34	-14.86	68.2	40.83	31.77	10.73	29.99	100	223	P	H
		5459.92	42.62	-11.38	54	30.12	31.76	10.73	29.99	100	223	A	H
	*	5500	108.94	-	-	96.15	32	10.78	29.99	100	223	P	H
	*	5500	101.31	-	-	88.52	32	10.78	29.99	100	223	A	H
													H
		5446	53.67	-20.33	74	41.24	31.7	10.72	29.99	267	15	P	V
		5464.24	54.78	-13.42	68.2	42.24	31.79	10.74	29.99	267	15	P	V
		5460	43.69	-10.31	54	31.19	31.76	10.73	29.99	267	15	A	V
	*	5500	111.94	-	-	99.15	32	10.78	29.99	267	15	P	V
	*	5500	103.87	-	-	91.08	32	10.78	29.99	267	15	A	V
													V
802.11a CH 116 5580MHz		5440.72	51.85	-22.15	74	39.43	31.7	10.71	29.99	298	217	P	H
		5466.16	52.54	-15.66	68.2	39.99	31.8	10.74	29.99	298	217	P	H
		5459.92	41.54	-12.46	54	29.04	31.76	10.73	29.99	298	217	A	H
	*	5580	107.71	-	-	95.03	31.86	10.87	30.05	298	217	P	H
	*	5580	100.07	-	-	87.39	31.86	10.87	30.05	298	217	A	H
		5737.91	52.68	-15.52	68.2	39.97	32	10.87	30.16	298	217	P	H
		5411.92	52.51	-21.49	74	40.13	31.7	10.68	30	259	17	P	V
		5468.32	52.3	-15.9	68.2	39.74	31.81	10.74	29.99	259	17	P	V
		5458.24	41.72	-12.28	54	29.23	31.75	10.73	29.99	259	17	A	V
	*	5580	109.53	-	-	96.85	31.86	10.87	30.05	259	17	P	V
	*	5580	102	-	-	89.32	31.86	10.87	30.05	259	17	A	V
		5731.61	52.78	-15.42	68.2	40.07	32	10.87	30.16	259	17	P	V

802.11a CH 140 5700MHz	*	5700	111.15	-	-	98.41	32	10.87	30.13	349	217	P	H
	*	5700	103.23	-	-	90.49	32	10.87	30.13	349	217	A	H
		5725.4	58.29	-9.91	68.2	45.57	32	10.87	30.15	349	217	P	H
													H
													H
													H
	*	5700	110.91	-	-	98.17	32	10.87	30.13	252	18	P	V
	*	5700	103.16	-	-	90.42	32	10.87	30.13	252	18	A	V
		5726.84	57.23	-10.97	68.2	44.51	32	10.87	30.15	252	18	P	V
													V
													V
													V
Remark	1. No other spurious found. 2. All results are PASS against Peak and Average limit line.												

Band 3 - 5470~5725MHz

WIFI 802.11a (Harmonic @ 3m)

WIFI Ant. 2	Note	Frequency (MHz)	Level (dBμV/m)	Over Limit (dB)	Limit Line (dBμV/m)	Read Level (dBμV)	Antenna Factor (dB/m)	Path Loss (dB)	Preamp Factor (dB)	Ant Pos (cm)	Table Pos (deg)	Peak Avg. (P/A)	Pol. (H/V)
802.11a CH 100 5500MHz		11000	48.36	-25.64	74	54.49	40.6	14.37	61.1	100	0	P	H
		16500	47.13	-21.07	68.2	49.62	38.8	18.11	59.4	100	0	P	H
													H
													H
		11000	48.72	-25.28	74	54.85	40.6	14.37	61.1	100	0	P	V
		16500	47.08	-21.12	68.2	49.57	38.8	18.11	59.4	100	0	P	V
													V
													V
802.11a CH 116 5580MHz		11160	47.93	-26.07	74	54.21	40.22	14.54	61.04	100	0	P	H
		16740	49.96	-18.24	68.2	50.84	39.98	18.4	59.26	100	0	P	H
													H
													H
		11160	47.03	-26.97	74	53.31	40.22	14.54	61.04	100	0	P	V
		16740	49.88	-18.32	68.2	50.76	39.98	18.4	59.26	100	0	P	V
													V
													V
802.11a CH 140 5700MHz		11400	47.24	-26.76	74	53.09	40.3	14.79	60.94	100	0	P	H
		17100	50.19	-18.01	68.2	49.55	40.8	18.82	58.98	100	0	P	H
													H
													H
		11400	47.61	-26.39	74	53.46	40.3	14.79	60.94	100	0	P	V
		17100	50.01	-18.19	68.2	49.37	40.8	18.82	58.98	100	0	P	V
													V
													V
Remark	1. No other spurious found. 2. All results are PASS against Peak and Average limit line.												

Band 3 - 5470~5725MHz

WIFI 802.11n HT20 (Band Edge @ 3m)

WIFI Ant. 2	Note	Frequency (MHz)	Level (dBμV/m)	Over Limit (dB)	Limit Line (dBμV/m)	Read Level (dBμV)	Antenna Factor (dB/m)	Path Loss (dB)	Preamp Factor (dB)	Ant Pos (cm)	Table Pos (deg)	Peak Avg. (P/A)	Pol. (H/V)
802.11n HT20 CH 100 5500MHz		5459.76	53.26	-20.74	74	41.2	31.76	10.73	30.43	100	218	P	H
		5469.52	55.8	-12.4	68.2	43.67	31.82	10.74	30.43	100	218	P	H
		5460	42.47	-11.53	54	30.41	31.76	10.73	30.43	100	218	A	H
	*	5500	105.68	-	-	93.33	32	10.78	30.43	100	218	P	H
	*	5500	98.05	-	-	85.7	32	10.78	30.43	100	218	A	H
													H
		5459.6	53.63	-20.37	74	41.57	31.76	10.73	30.43	266	15	P	V
		5469.36	57.92	-10.28	68.2	45.79	31.82	10.74	30.43	266	15	P	V
		5459.92	42.83	-11.17	54	30.77	31.76	10.73	30.43	266	15	A	V
	*	5500	106.88	-	-	94.53	32	10.78	30.43	266	15	P	V
	*	5500	99.22	-	-	86.87	32	10.78	30.43	266	15	A	V
													V
802.11n HT20 CH 116 5580MHz		5433.52	52.18	-21.82	74	39.77	31.7	10.7	29.99	297	220	P	H
		5463.04	52.27	-15.93	68.2	39.74	31.78	10.74	29.99	297	220	P	H
		5428.72	42.44	-11.56	54	30.04	31.7	10.69	29.99	297	220	A	H
	*	5580	107.53	-	-	94.85	31.86	10.87	30.05	297	220	P	H
	*	5580	99.97	-	-	87.29	31.86	10.87	30.05	297	220	A	H
		5736.02	53.36	-14.84	68.2	40.65	32	10.87	30.16	297	220	P	H
		5428.48	52.22	-21.78	74	39.82	31.7	10.69	29.99	262	18	P	V
		5467.84	52.04	-16.16	68.2	39.48	31.81	10.74	29.99	262	18	P	V
		5455.84	42.53	-11.47	54	30.05	31.74	10.73	29.99	262	18	A	V
	*	5580	109.08	-	-	96.4	31.86	10.87	30.05	262	18	P	V
	*	5580	101.64	-	-	88.96	31.86	10.87	30.05	262	18	A	V
		5729.09	52.46	-15.74	68.2	39.74	32	10.87	30.15	262	18	P	V

	*	5700	109.84	-	-	97.1	32	10.87	30.13	360	218	P	H
	*	5700	102.3	-	-	89.56	32	10.87	30.13	360	218	A	H
		5725.32	57.56	-10.64	68.2	44.84	32	10.87	30.15	360	218	P	H
													H
802.11n													H
HT20													H
CH 140	*	5700	111.14	-	-	98.4	32	10.87	30.13	262	18	P	V
5700MHz	*	5700	103.45	-	-	90.71	32	10.87	30.13	262	18	A	V
		5725.56	58.45	-9.75	68.2	45.73	32	10.87	30.15	262	18	P	V
													V
													V
													V

Remark	1. No other spurious found. 2. All results are PASS against Peak and Average limit line.

Band 3 - 5470~5725MHz

WIFI 802.11n HT20 (Harmonic @ 3m)

WIFI Ant. 2	Note	Frequency (MHz)	Level (dBμV/m)	Over Limit (dB)	Limit Line (dBμV/m)	Read Level (dBμV)	Antenna Factor (dB/m)	Path Loss (dB)	Preamp Factor (dB)	Ant Pos (cm)	Table Pos (deg)	Peak Avg. (P/A)	Pol. (H/V)
802.11n HT20 CH 100 5500MHz		11000	48.39	-25.61	74	54.52	40.6	14.37	61.1	100	0	P	H
		16500	48.08	-20.12	68.2	50.57	38.8	18.11	59.4	100	0	P	H
													H
													H
		11000	48.15	-25.85	74	54.28	40.6	14.37	61.1	100	0	P	V
		16500	47.41	-20.79	68.2	49.9	38.8	18.11	59.4	100	0	P	V
													V
													V
802.11n HT20 CH 116 5580MHz		11160	47.18	-26.82	74	53.46	40.22	14.54	61.04	100	0	P	H
		16740	49.48	-18.72	68.2	50.36	39.98	18.4	59.26	100	0	P	H
													H
													H
		11160	46.89	-27.11	74	53.17	40.22	14.54	61.04	100	0	P	V
		16740	49.43	-18.77	68.2	50.31	39.98	18.4	59.26	100	0	P	V
													V
													V
802.11n HT20 CH 140 5700MHz		11400	46.65	-27.35	74	52.5	40.3	14.79	60.94	100	0	P	H
		17100	50.03	-18.17	68.2	49.39	40.8	18.82	58.98	100	0	P	H
													H
													H
		11400	47.22	-26.78	74	53.07	40.3	14.79	60.94	100	0	P	V
		17100	49.52	-18.68	68.2	48.88	40.8	18.82	58.98	100	0	P	V
													V
													V
Remark	1. No other spurious found. 2. All results are PASS against Peak and Average limit line.												

Band 3 - 5470~5725MHz

WIFI 802.11n HT40 (Band Edge @ 3m)

WIFI Ant. 2	Note	Frequency (MHz)	Level (dBμV/m)	Over Limit (dB)	Limit Line (dBμV/m)	Read Level (dBμV)	Antenna Factor (dB/m)	Path Loss (dB)	Preamp Factor (dB)	Ant Pos (cm)	Table Pos (deg)	Peak Avg. (P/A)	Pol. (H/V)
802.11n HT40 CH 102 5510MHz		5456.56	56.03	-17.97	74	43.55	31.74	10.73	29.99	100	220	P	H
		5470	61.91	-6.29	68.2	49.34	31.82	10.74	29.99	100	220	P	H
		5459.92	47.47	-6.53	54	34.97	31.76	10.73	29.99	100	220	A	H
	*	5510	107.39	-	-	94.64	31.96	10.79	30	100	220	A	H
	*	5510	99.61	-	-	86.86	31.96	10.79	30	100	220	P	H
		5759.96	52.45	-15.75	68.2	39.73	32.04	10.86	30.18	100	220	P	H
		5457.28	59.57	-14.43	74	47.09	31.74	10.73	29.99	265	13	P	V
		5469.52	65.12	-3.08	68.2	52.55	31.82	10.74	29.99	265	13	P	V
		5459.44	49.6	-4.4	54	37.1	31.76	10.73	29.99	265	13	A	V
	*	5510	109.3	-	-	96.55	31.96	10.79	30	265	13	P	V
	*	5510	101.46	-	-	88.71	31.96	10.79	30	265	13	A	V
		5732.87	54.79	-13.41	68.2	42.08	32	10.87	30.16	265	13	P	V
802.11n HT40 CH 110 5550MHz		5411.92	52.21	-21.79	74	39.83	31.7	10.68	30	100	223	P	H
		5468.8	53.34	-14.86	68.2	40.78	31.81	10.74	29.99	100	223	P	H
		5456.32	42.64	-11.36	54	30.16	31.74	10.73	29.99	100	223	A	H
	*	5550	102.42	-	-	89.81	31.8	10.84	30.03	100	223	P	H
	*	5550	95.11	-	-	82.5	31.8	10.84	30.03	100	223	A	H
		5760.275	52.34	-15.86	68.2	39.62	32.04	10.86	30.18	100	223	P	H
		5457.28	53.97	-20.03	74	41.49	31.74	10.73	29.99	276	15	P	V
		5465.2	53.41	-14.79	68.2	40.87	31.79	10.74	29.99	276	15	P	V
		5458.24	43.17	-10.83	54	30.68	31.75	10.73	29.99	276	15	A	V
	*	5550	104.74	-	-	92.13	31.8	10.84	30.03	276	15	P	V
	*	5550	97.47	-	-	84.86	31.8	10.84	30.03	276	15	A	V
		5734.13	51.92	-16.28	68.2	39.21	32	10.87	30.16	276	15	P	V

802.11n HT40 CH 134 5670MHz		5422.45	51.08	-22.92	74	38.68	31.7	10.69	29.99	100	228	P	H
		5462.35	50.25	-17.95	68.2	37.74	31.77	10.73	29.99	100	228	P	H
		5446.95	42.7	-11.3	54	30.27	31.7	10.72	29.99	100	228	A	H
	*	5670	103.36	-	-	90.71	31.88	10.88	30.11	100	228	P	H
	*	5670	95.94	-	-	83.29	31.88	10.88	30.11	100	228	A	H
		5733.325	63.32	-4.88	68.2	50.61	32	10.87	30.16	100	228	P	H
		5445.2	52.54	-21.46	74	40.12	31.7	10.71	29.99	269	16	P	V
		5467.95	51.65	-16.55	68.2	39.09	31.81	10.74	29.99	269	16	P	V
		5447.3	44.06	-9.94	54	31.63	31.7	10.72	29.99	269	16	A	V
	*	5670	104.99	-	-	92.34	31.88	10.88	30.11	269	16	P	V
	*	5670	97.48	-	-	84.83	31.88	10.88	30.11	269	16	A	V
		5728.25	61.3	-6.9	68.2	48.58	32	10.87	30.15	269	16	P	V
Remark	1. No other spurious found. 2. All results are PASS against Peak and Average limit line.												

Band 3 - 5470~5725MHz

WIFI 802.11n HT40 (Harmonic @ 3m)

WIFI Ant. 2	Note	Frequency (MHz)	Level (dBμV/m)	Over Limit (dB)	Limit Line (dBμV/m)	Read Level (dBμV)	Antenna Factor (dB/m)	Path Loss (dB)	Preamp Factor (dB)	Ant Pos (cm)	Table Pos (deg)	Peak Avg. (P/A)	Pol. (H/V)
802.11n HT40 CH 102 5510MHz		11020	49.43	-24.57	74	55.57	40.56	14.39	61.09	100	0	P	H
		16530	48.14	-20.06	68.2	50.55	38.83	18.14	59.38	100	0	P	H
													H
													H
		11020	48.86	-25.14	74	55	40.56	14.39	61.09	100	0	P	V
		16530	47.5	-20.7	68.2	49.91	38.83	18.14	59.38	100	0	P	V
													V
													V
802.11n HT40 CH 110 5550MHz		11100	48.09	-25.91	74	54.28	40.4	14.47	61.06	100	0	P	H
		16650	48.1	-20.1	68.2	49.82	39.3	18.29	59.31	100	0	P	H
													H
													H
		11100	48	-26	74	54.19	40.4	14.47	61.06	100	0	P	V
		16650	48.81	-19.39	68.2	50.53	39.3	18.29	59.31	100	0	P	V
													V
													V
802.11n HT40 CH 134 5670MHz		11340	46.74	-27.26	74	52.79	40.18	14.73	60.96	100	0	P	H
		17010	50.61	-17.59	68.2	50.35	40.62	18.73	59.09	100	0	P	H
													H
													H
		11340	46.98	-27.02	74	53.03	40.18	14.73	60.96	100	0	P	V
		17010	50.61	-17.59	68.2	50.35	40.62	18.73	59.09	100	0	P	V
													V
													V
Remark	1. No other spurious found. 2. All results are PASS against Peak and Average limit line.												

Band 3 - 5470~5725MHz

WIFI 802.11ac VHT80 (Band Edge @ 3m)

WIFI Ant. 2	Note	Frequency (MHz)	Level (dBμV/m)	Over Limit (dB)	Limit Line (dBμV/m)	Read Level (dBμV)	Antenna Factor (dB/m)	Path Loss (dB)	Preamp Factor (dB)	Ant Pos (cm)	Table Pos (deg)	Peak Avg. (P/A)	Pol. (H/V)
802.11ac VHT80 CH 106 5530MHz		5459.62	60.92	-13.08	74	48.42	31.76	10.73	29.99	100	220	P	H
		5466.91	63.72	-4.48	68.2	51.17	31.8	10.74	29.99	100	220	P	H
		5459.62	48.63	-5.37	54	36.13	31.76	10.73	29.99	100	220	A	H
	*	5530	103.09	-	-	90.41	31.88	10.81	30.01	100	220	P	H
	*	5530	95.56	-	-	82.88	31.88	10.81	30.01	100	220	A	H
		5731.295	51.97	-16.23	68.2	39.26	32	10.87	30.16	100	220	P	H
		5459.35	64	-10	74	51.5	31.76	10.73	29.99	260	15	P	V
		5468.8	66.82	-1.38	68.2	54.26	31.81	10.74	29.99	260	15	P	V
		5458	50.94	-3.06	54	38.45	31.75	10.73	29.99	260	15	A	V
	*	5530	105.45	-	-	92.77	31.88	10.81	30.01	260	15	P	V
	*	5530	97.8	-	-	85.12	31.88	10.81	30.01	260	15	A	V
		5760.275	52.19	-16.01	68.2	39.47	32.04	10.86	30.18	260	15	P	V
802.11ac VHT80 CH 122 5610MHz		5458.81	52.47	-21.53	74	39.98	31.75	10.73	29.99	100	224	P	H
		5469.34	54.16	-14.04	68.2	41.59	31.82	10.74	29.99	100	224	P	H
		5458.81	43.22	-10.78	54	30.73	31.75	10.73	29.99	100	224	A	H
	*	5610	100.64	-	-	87.94	31.88	10.89	30.07	100	224	P	H
	*	5610	92.86	-	-	80.16	31.88	10.89	30.07	100	224	A	H
		5732.24	53.27	-14.93	68.2	40.56	32	10.87	30.16	100	224	P	H
		5438.56	52.1	-21.9	74	39.68	31.7	10.71	29.99	261	13	P	V
		5466.1	52.26	-15.94	68.2	39.71	31.8	10.74	29.99	261	13	P	V
		5459.89	43.56	-10.44	54	31.06	31.76	10.73	29.99	261	13	A	V
	*	5610	103.15	-	-	90.45	31.88	10.89	30.07	261	13	P	V
	*	5610	95.41	-	-	82.71	31.88	10.89	30.07	261	13	A	V
		5726.255	56.37	-11.83	68.2	43.65	32	10.87	30.15	261	13	P	V
Remark	1. No other spurious found. 2. All results are PASS against Peak and Average limit line.												

Band 3 5470~5725MHz

WIFI 802.11ac VHT80 (Harmonic @ 3m)

WIFI Ant. 2	Note	Frequency (MHz)	Level (dBμV/m)	Over Limit (dB)	Limit Line (dBμV/m)	Read Level (dBμV)	Antenna Factor (dB/m)	Path Loss (dB)	Preamp Factor (dB)	Ant Pos (cm)	Table Pos (deg)	Peak Avg. (P/A)	Pol. (H/V)
802.11ac VHT80 CH 106 5530MHz		11060	48.64	-25.36	74	54.81	40.48	14.43	61.08	100	0	P	H
		16590	48.75	-19.45	68.2	50.99	38.89	18.22	59.35	100	0	P	H
													H
													H
		11060	48.54	-25.46	74	54.71	40.48	14.43	61.08	100	0	P	V
		16590	48.6	-19.6	68.2	50.84	38.89	18.22	59.35	100	0	P	V
													V
													V
802.11ac VHT80 CH 122 5610MHz		11220	48.69	-25.31	74	55	40.1	14.6	61.01	100	0	P	H
		16830	51.17	-17.03	68.2	51.53	40.34	18.5	59.2	100	0	P	H
													H
													H
		11220	47.52	-26.48	74	53.83	40.1	14.6	61.01	100	0	P	V
		16830	50.94	-17.26	68.2	51.3	40.34	18.5	59.2	100	0	P	V
													V
													V
Remark	1. No other spurious found. 2. All results are PASS against Peak and Average limit line.												

Band 3 - Straddle Channel

WIFI 802.11a (Band Edge @ 3m)

WIFI Ant. 2	Note	Frequency (MHz)	Level (dBμV/m)	Over Limit (dB)	Limit Line (dBμV/m)	Read Level (dBμV)	Antenna Factor (dB/m)	Path Loss (dB)	Preamp Factor (dB)	Ant Pos (cm)	Table Pos (deg)	Peak Avg. (P/A)	Pol. (H/V)
802.11a CH 144 5720MHz		5413.57	51.37	-22.63	74	39.42	31.7	10.68	30.43	100	224	P	H
		5469.34	50.65	-17.55	68.2	38.52	31.82	10.74	30.43	100	224	P	H
		5458.42	41.04	-12.96	54	28.99	31.75	10.73	30.43	100	224	A	H
	*	5720	107.02	-	-	94.72	32	10.87	30.57	100	224	P	H
	*	5720	99.15	-	-	86.85	32	10.87	30.57	100	224	A	H
		5920.5	53.07	-15.13	68.2	40.17	32.44	11.15	30.69	100	224	P	H
		5367.94	51.9	-22.1	74	40.17	31.51	10.65	30.43	248	15	P	V
		5463.1	52.15	-16.05	68.2	40.06	31.78	10.74	30.43	248	15	P	V
		5406.55	41.11	-12.89	54	29.17	31.7	10.67	30.43	248	15	A	V
	*	5720	107.24	-	-	94.94	32	10.87	30.57	248	15	P	V
	*	5720	99.54	-	-	87.24	32	10.87	30.57	248	15	A	V
		5926.5	53.9	-14.3	68.2	40.97	32.45	11.17	30.69	248	15	P	V
Remark	1. No other spurious found. 2. All results are PASS against Peak and Average limit line.												

Band 3 - Straddle Channel

WIFI 802.11a (Harmonic @ 3m)

WIFI Ant. 2	Note	Frequency (MHz)	Level (dBμV/m)	Over Limit (dB)	Limit Line (dBμV/m)	Read Level (dBμV)	Antenna Factor (dB/m)	Path Loss (dB)	Preamp Factor (dB)	Ant Pos (cm)	Table Pos (deg)	Peak Avg. (P/A)	Pol. (H/V)
802.11a CH 144 5720MHz		11440	46.76	-27.24	74	52.46	40.38	14.84	60.92	100	0	P	H
		17160	49.63	-18.57	68.2	48.85	40.8	18.89	58.91	100	0	P	H
													H
													H
		11440	47.02	-26.98	74	52.72	40.38	14.84	60.92	100	0	P	V
		17160	50.15	-18.05	68.2	49.37	40.8	18.89	58.91	100	0	P	V
													V
													V
Remark	1. No other spurious found. 2. All results are PASS against Peak and Average limit line.												

Band 3 - Straddle Channel

WIFI 802.11n HT20 (Band Edge @ 3m)

WIFI Ant. 2	Note	Frequency (MHz)	Level (dBμV/m)	Over Limit (dB)	Limit Line (dBμV/m)	Read Level (dBμV)	Antenna Factor (dB/m)	Path Loss (dB)	Preamp Factor (dB)	Ant Pos (cm)	Table Pos (deg)	Peak Avg. (P/A)	Pol. (H/V)
802.11n HT20 CH 144 5720MHz		5406.16	51.95	-22.05	74	40.01	31.7	10.67	30.43	100	227	P	H
		5466.61	51.21	-16.99	68.2	39.1	31.8	10.74	30.43	100	227	P	H
		5459.98	41.05	-12.95	54	28.99	31.76	10.73	30.43	100	227	A	H
	*	5720	107.31	-	-	95.01	32	10.87	30.57	100	227	P	H
	*	5720	99.57	-	-	87.27	32	10.87	30.57	100	227	A	H
		5945.75	52.8	-15.4	68.2	39.8	32.49	11.22	30.71	100	227	P	H
		5362.87	52.27	-21.73	74	40.58	31.48	10.64	30.43	262	15	P	V
		5468.95	51.39	-16.81	68.2	39.27	31.81	10.74	30.43	262	15	P	V
		5424.49	41.13	-12.87	54	29.17	31.7	10.69	30.43	262	15	A	V
	*	5720	107.29	-	-	94.99	32	10.87	30.57	262	15	P	V
	*	5720	99.58	-	-	87.28	32	10.87	30.57	262	15	A	V
		5872.75	53.77	-14.43	68.2	41.11	32.29	11.03	30.66	262	15	P	V
Remark	1. No other spurious found. 2. All results are PASS against Peak and Average limit line.												

Band 3 - Straddle Channel

WIFI 802.11n HT20 (Harmonic @ 3m)

WIFI Ant. 2	Note	Frequency (MHz)	Level (dBμV/m)	Over Limit (dB)	Limit Line (dBμV/m)	Read Level (dBμV)	Antenna Factor (dB/m)	Path Loss (dB)	Preamp Factor (dB)	Ant Pos (cm)	Table Pos (deg)	Peak Avg. (P/A)	Pol. (H/V)
802.11n HT20 CH 144 5720MHz		11440	46.62	-27.38	74	52.32	40.38	14.84	60.92	100	0	P	H
		17160	50.05	-18.15	68.2	49.27	40.8	18.89	58.91	100	0	P	H
													H
													H
		11440	47.68	-26.32	74	53.38	40.38	14.84	60.92	100	0	P	V
		17160	49.94	-18.26	68.2	49.16	40.8	18.89	58.91	100	0	P	V
													V
													V
Remark	1. No other spurious found. 2. All results are PASS against Peak and Average limit line.												

Band 3 - Straddle Channel

WIFI 802.11n HT40 (Band Edge @ 3m)

WIFI Ant. 2	Note	Frequency (MHz)	Level (dBμV/m)	Over Limit (dB)	Limit Line (dBμV/m)	Read Level (dBμV)	Antenna Factor (dB/m)	Path Loss (dB)	Preamp Factor (dB)	Ant Pos (cm)	Table Pos (deg)	Peak Avg. (P/A)	Pol. (H/V)
802.11n HT40 CH 142 5710MHz		5411.92	52.21	-21.79	74	39.83	31.7	10.68	30	100	223	P	H
		5468.8	53.34	-14.86	68.2	40.78	31.81	10.74	29.99	100	223	P	H
		5456.32	42.64	-11.36	54	30.16	31.74	10.73	29.99	100	223	A	H
	*	5550	102.42	-	-	89.81	31.8	10.84	30.03	100	223	P	H
	*	5550	95.11	-	-	82.5	31.8	10.84	30.03	100	223	A	H
		5760.275	52.34	-15.86	68.2	39.62	32.04	10.86	30.18	100	223	P	H
		5457.28	53.97	-20.03	74	41.49	31.74	10.73	29.99	276	15	P	V
		5465.2	53.41	-14.79	68.2	40.87	31.79	10.74	29.99	276	15	P	V
		5458.24	43.17	-10.83	54	30.68	31.75	10.73	29.99	276	15	A	V
	*	5550	104.74	-	-	92.13	31.8	10.84	30.03	276	15	P	V
	*	5550	97.47	-	-	84.86	31.8	10.84	30.03	276	15	A	V
		5734.13	51.92	-16.28	68.2	39.21	32	10.87	30.16	276	15	P	V
Remark	1. No other spurious found. 2. All results are PASS against Peak and Average limit line.												

Band 3 - Straddle Channel

WIFI 802.11n HT40 (Harmonic @ 3m)

WIFI Ant. 2	Note	Frequency (MHz)	Level (dBμV/m)	Over Limit (dB)	Limit Line (dBμV/m)	Read Level (dBμV)	Antenna Factor (dB/m)	Path Loss (dB)	Preamp Factor (dB)	Ant Pos (cm)	Table Pos (deg)	Peak Avg. (P/A)	Pol. (H/V)
802.11n HT40 CH 142 5710MHz		11420	47.71	-26.29	74	53.48	40.34	14.82	60.93	100	0	P	H
		17130	50.27	-17.93	68.2	49.56	40.8	18.85	58.94	100	0	P	H
													H
													H
		11420	46.96	-27.04	74	52.73	40.34	14.82	60.93	100	0	P	V
		17130	50.83	-17.37	68.2	50.12	40.8	18.85	58.94	100	0	P	V
													V
													V
Remark	1. No other spurious found. 2. All results are PASS against Peak and Average limit line.												

Band 3 - Straddle Channel

WIFI 802.11ac VHT80 (Band Edge @ 3m)

WIFI Ant. 2	Note	Frequency (MHz)	Level (dBμV/m)	Over Limit (dB)	Limit Line (dBμV/m)	Read Level (dBμV)	Antenna Factor (dB/m)	Path Loss (dB)	Preamp Factor (dB)	Ant Pos (cm)	Table Pos (deg)	Peak Avg. (P/A)	Pol. (H/V)
802.11ac VHT80 CH 138 5690MHz		5449.84	51.93	-22.07	74	39.5	31.7	10.72	29.99	100	229	P	H
		5463.88	50.91	-17.29	68.2	38.38	31.78	10.74	29.99	100	229	P	H
		5404.21	42.83	-11.17	54	30.46	31.7	10.67	30	100	229	A	H
	*	5690	101.73	-	-	89.02	31.96	10.88	30.13	100	229	P	H
	*	5690	94.52	-	-	81.81	31.96	10.88	30.13	100	229	A	H
		5858.8	54.89	-13.31	68.2	41.9	32.24	11	30.25	100	229	P	H
		5402.26	52.19	-21.81	74	39.83	31.7	10.66	30	260	20	P	V
		5463.88	51.06	-17.14	68.2	38.53	31.78	10.74	29.99	260	20	P	V
		5396.8	42.91	-11.09	54	30.57	31.68	10.66	30	260	20	A	V
	*	5690	102.39	-	-	89.68	31.96	10.88	30.13	260	20	P	V
	*	5690	95.29	-	-	82.58	31.96	10.88	30.13	260	20	A	V
		5854.6	54.84	-13.36	68.2	41.88	32.22	10.99	30.25	260	20	P	V
Remark	1. No other spurious found. 2. All results are PASS against Peak and Average limit line.												

Band 3 - Straddle Channel

WIFI 802.11ac VHT80 (Harmonic @ 3m)

WIFI Ant. 2	Note	Frequency (MHz)	Level (dBμV/m)	Over Limit (dB)	Limit Line (dBμV/m)	Read Level (dBμV)	Antenna Factor (dB/m)	Path Loss (dB)	Preamp Factor (dB)	Ant Pos (cm)	Table Pos (deg)	Peak Avg. (P/A)	Pol. (H/V)
802.11ac VHT80 CH 138 5690MHz		11380	47.74	-26.26	74	53.66	40.26	14.77	60.95	100	0	P	H
		17070	50.38	-17.82	68.2	49.87	40.74	18.79	59.02	100	0	P	H
													H
													H
		11380	47.87	-26.13	74	53.79	40.26	14.77	60.95	100	0	P	V
		17070	50.22	-17.98	68.2	49.71	40.74	18.79	59.02	100	0	P	V
													V
													V
Remark	1. No other spurious found. 2. All results are PASS against Peak and Average limit line.												

Emission below 1GHz

WIFI 802.11ac VHT80 (LF @ 3m)

WIFI Ant. 2	Note	Frequency (MHz)	Level (dBμV/m)	Over Limit (dB)	Limit Line (dBμV/m)	Read Level (dBμV)	Antenna Factor (dB/m)	Path Loss (dB)	Preamp Factor (dB)	Ant Pos (cm)	Table Pos (deg)	Peak Avg. (P/A)	Pol. (H/V)
802.11ac VHT80 LF		87.23	21.52	-18.48	40	38.11	14.53	1.27	32.39	-	-	P	H
		112.45	26.04	-17.46	43.5	39.74	17.22	1.45	32.37	-	-	P	H
		236.61	30.51	-15.49	46	44.1	16.61	2.2	32.4	-	-	P	H
		471.35	33.3	-12.7	46	39.52	23.32	2.98	32.52	-	-	P	H
		745.86	38.01	-7.99	46	39	27.65	3.82	32.46	-	-	P	H
		896.21	38.64	-7.36	46	37.72	28.58	4.29	31.95	100	0	P	H
													H
													H
													H
													H
													H
													H
		39.7	24.36	-15.64	40	36.36	19.53	0.81	32.34	-	-	P	V
		100.81	27.32	-16.18	43.5	41.92	16.32	1.36	32.28	-	-	P	V
		235.64	27.65	-18.35	46	41.35	16.5	2.2	32.4	-	-	P	V
		471.35	30.64	-15.36	46	36.86	23.32	2.98	32.52	-	-	P	V
		745.86	33.61	-12.39	46	34.6	27.65	3.82	32.46	-	-	P	V
		901.06	38.42	-7.58	46	37.49	28.57	4.3	31.94	100	0	P	V
													V
													V
													V
													V
													V
													V
Remark	1. No other spurious found. 2. All results are PASS against limit line.												

Band 1 - 5150~5250MHz

WIFI 802.11a (Band Edge @ 3m)

WIFI Ant. 1+2	Note	Frequency (MHz)	Level (dBμV/m)	Over Limit (dB)	Limit Line (dBμV/m)	Read Level (dBμV)	Antenna Factor (dB/m)	Path Loss (dB)	Preamp Factor (dB)	Ant Pos (cm)	Table Pos (deg)	Peak Avg. (P/A)	Pol. (H/V)
802.11a CH 36 5180MHz		5142.74	55.44	-18.56	74	42.88	32.09	10.48	30.01	100	173	P	H
		5150	45.61	-8.39	54	33.03	32.1	10.49	30.01	100	173	A	H
	*	5180	115.05	-	-	102.6	31.92	10.54	30.01	100	173	P	H
	*	5180	107.42	-	-	94.97	31.92	10.54	30.01	100	173	A	H
													H
													H
		5135.2	54.09	-19.91	74	41.56	32.07	10.47	30.01	299	263	P	V
		5148.72	44.59	-9.41	54	32.01	32.1	10.49	30.01	299	263	A	V
	*	5180	113.13	-	-	100.68	31.92	10.54	30.01	299	263	P	V
	*	5180	105.48	-	-	93.03	31.92	10.54	30.01	299	263	A	V
													V
													V
802.11a CH 44 5220MHz		5145.08	53.54	-20.46	74	41.39	32.09	10.49	30.43	100	187	P	H
		5145.6	42.67	-11.33	54	30.52	32.09	10.49	30.43	100	187	A	H
	*	5220	112.92	-	-	101.09	31.68	10.58	30.43	100	187	P	H
	*	5220	105.35	-	-	93.52	31.68	10.58	30.43	100	187	A	H
		5452.72	53.04	-20.96	74	41.03	31.72	10.72	30.43	100	187	P	H
		5452.72	43.33	-10.67	54	31.32	31.72	10.72	30.43	100	187	A	H
		5146.12	52.69	-21.31	74	40.54	32.09	10.49	30.43	310	281	P	V
		5145.6	41.92	-12.08	54	29.77	32.09	10.49	30.43	310	281	A	V
	*	5220	111.22	-	-	99.39	31.68	10.58	30.43	310	281	P	V
	*	5220	103.58	-	-	91.75	31.68	10.58	30.43	310	281	A	V
		5420.8	52.5	-21.5	74	40.54	31.7	10.69	30.43	310	281	P	V
		5452.72	41.87	-12.13	54	29.86	31.72	10.72	30.43	310	281	A	V

802.11a CH 48 5240MHz		5114.14	51.98	-22.02	74	39.94	32.03	10.44	30.43	100	190	P	H
		5145.6	42.16	-11.84	54	30.01	32.09	10.49	30.43	100	190	A	H
	*	5240	113.12	-	-	101.4	31.56	10.59	30.43	100	190	P	H
	*	5240	105.83	-	-	94.11	31.56	10.59	30.43	100	190	A	H
		5388.04	51.98	-22.02	74	40.12	31.63	10.66	30.43	100	190	P	H
		5452.72	42.6	-11.4	54	30.59	31.72	10.72	30.43	100	190	A	H
		5123.5	52.41	-21.59	74	40.33	32.05	10.46	30.43	307	284	P	V
		5145.6	41.72	-12.28	54	29.57	32.09	10.49	30.43	307	284	A	V
	*	5240	111	-	-	99.28	31.56	10.59	30.43	307	284	P	V
	*	5240	103.61	-	-	91.89	31.56	10.59	30.43	307	284	A	V
		5401.76	52.17	-21.83	74	40.24	31.7	10.66	30.43	307	284	P	V
		5452.72	41.8	-12.2	54	29.79	31.72	10.72	30.43	307	284	A	V
Remark	1. No other spurious found. 2. All results are PASS against Peak and Average limit line.												

Band 1 5150~5250MHz

WIFI 802.11a (Harmonic @ 3m)

WIFI Ant. 1+2	Note	Frequency (MHz)	Level (dBµV/m)	Over Limit (dB)	Limit Line (dBµV/m)	Read Level (dBµV)	Antenna Factor (dB/m)	Path Loss (dB)	Preamp Factor (dB)	Ant Pos (cm)	Table Pos (deg)	Peak Avg. (P/A)	Pol. (H/V)
802.11a CH 36 5180MHz		10360	47.86	-20.34	68.2	54.45	39.9	14.41	60.9	100	0	P	H
		15540	47.21	-26.79	74	54.64	38	17.28	62.71	100	0	P	H
													H
													H
		10360	47.15	-21.05	68.2	53.74	39.9	14.41	60.9	100	0	P	V
		15540	46.96	-27.04	74	54.39	38	17.28	62.71	100	0	P	V
													V
													V
802.11a CH 44 5220MHz		10440	47.99	-20.21	68.2	54.5	40.1	14.41	61.02	100	0	P	H
		15660	46.76	-27.24	74	53.97	37.58	17.34	62.13	100	0	P	H
													H
													H
		10440	47	-21.2	68.2	53.51	40.1	14.41	61.02	100	0	P	V
		15660	46.78	-27.22	74	53.99	37.58	17.34	62.13	100	0	P	V
													V
													V
802.11a CH 48 5240MHz		10480	47.87	-20.33	68.2	54.43	40.1	14.41	61.07	100	0	P	H
		15720	46.07	-27.93	74	53.08	37.46	17.37	61.84	100	0	P	H
													H
													H
		10480	47.9	-20.3	68.2	54.46	40.1	14.41	61.07	100	0	P	V
		15720	46.03	-27.97	74	53.04	37.46	17.37	61.84	100	0	P	V
													V
													V
Remark	1. No other spurious found. 2. All results are PASS against Peak and Average limit line.												

Band 1 5150~5250MHz

WIFI 802.11n HT20 (Band Edge @ 3m)

WIFI Ant. 1+2	Note	Frequency (MHz)	Level (dBμV/m)	Over Limit (dB)	Limit Line (dBμV/m)	Read Level (dBμV)	Antenna Factor (dB/m)	Path Loss (dB)	Preamp Factor (dB)	Ant Pos (cm)	Table Pos (deg)	Peak Avg. (P/A)	Pol. (H/V)
802.11n HT20 CH 36 5180MHz		5109.72	55.07	-18.93	74	42.62	32.02	10.44	30.01	100	130	P	H
		5150	46.55	-7.45	54	33.97	32.1	10.49	30.01	100	130	A	H
	*	5180	114.94	-	-	102.49	31.92	10.54	30.01	100	130	P	H
	*	5180	107.07	-	-	94.62	31.92	10.54	30.01	100	130	A	H
													H
													H
		5134.42	54.14	-19.86	74	41.61	32.07	10.47	30.01	297	281	P	V
		5145.34	45.07	-8.93	54	32.5	32.09	10.49	30.01	297	281	A	V
	*	5180	112.99	-	-	100.54	31.92	10.54	30.01	297	281	P	V
	*	5180	105.31	-	-	92.86	31.92	10.54	30.01	297	281	A	V
													V
													V
802.11n HT20 CH 44 5220MHz		5144.56	53.27	-20.73	74	41.12	32.09	10.49	30.43	100	188	P	H
		5145.6	43.53	-10.47	54	31.38	32.09	10.49	30.43	100	188	A	H
	*	5220	112.61	-	-	100.78	31.68	10.58	30.43	100	188	P	H
	*	5220	105.36	-	-	93.53	31.68	10.58	30.43	100	188	A	H
		5451.32	53.33	-20.67	74	41.33	31.71	10.72	30.43	100	188	P	H
		5452.72	43.65	-10.35	54	31.64	31.72	10.72	30.43	100	188	A	H
		5150	53.17	-20.83	74	41.01	32.1	10.49	30.43	282	273	P	V
		5145.6	42.89	-11.11	54	30.74	32.09	10.49	30.43	282	273	A	V
	*	5220	111.62	-	-	99.79	31.68	10.58	30.43	282	273	P	V
	*	5220	104.36	-	-	92.53	31.68	10.58	30.43	282	273	A	V
		5427.52	52.48	-21.52	74	40.52	31.7	10.69	30.43	282	273	P	V
		5453	42.45	-11.55	54	30.44	31.72	10.72	30.43	282	273	A	V

802.11n HT20 CH 48 5240MHz		5053.56	52.51	-21.49	74	40.68	31.91	10.35	30.43	100	190	P	H
		5145.6	43.08	-10.92	54	30.93	32.09	10.49	30.43	100	190	A	H
	*	5240	113.07	-	-	101.35	31.56	10.59	30.43	100	190	P	H
	*	5240	105.97	-	-	94.25	31.56	10.59	30.43	100	190	A	H
		5455.8	52.56	-21.44	74	40.53	31.73	10.73	30.43	100	190	P	H
		5452.72	43.22	-10.78	54	31.21	31.72	10.72	30.43	100	190	A	H
		5148.98	52.5	-21.5	74	40.34	32.1	10.49	30.43	302	284	P	V
		5144.3	42.54	-11.46	54	30.39	32.09	10.49	30.43	302	284	A	V
	*	5240	110.83	-	-	99.11	31.56	10.59	30.43	302	284	P	V
	*	5240	103.63	-	-	91.91	31.56	10.59	30.43	302	284	A	V
		5401.48	52.3	-21.7	74	40.37	31.7	10.66	30.43	302	284	P	V
		5452.72	42.6	-11.4	54	30.59	31.72	10.72	30.43	302	284	A	V
Remark	1. No other spurious found. 2. All results are PASS against Peak and Average limit line.												

Band 1 5150~5250MHz

WIFI 802.11n HT20 (Harmonic @ 3m)

WIFI Ant. 1+2	Note	Frequency (MHz)	Level (dBμV/m)	Over Limit (dB)	Limit Line (dBμV/m)	Read Level (dBμV)	Antenna Factor (dB/m)	Path Loss (dB)	Preamp Factor (dB)	Ant Pos (cm)	Table Pos (deg)	Peak Avg. (P/A)	Pol. (H/V)
802.11n HT20 CH 36 5180MHz		10360	47.17	-21.03	68.2	53.76	39.9	14.41	60.9	100	0	P	H
		15540	45.82	-28.18	74	53.25	38	17.28	62.71	100	0	P	H
													H
													H
		10360	47.16	-21.04	68.2	53.75	39.9	14.41	60.9	100	0	P	V
		15540	46.85	-27.15	74	54.28	38	17.28	62.71	100	0	P	V
													V
													V
802.11n HT20 CH 44 5220MHz		10443	46.97	-21.23	68.2	53.48	40.1	14.41	61.02			P	H
		15660	46.52	-27.48	74	53.73	37.58	17.34	62.13			P	H
													H
													H
		10440	46.63	-21.57	68.2	53.14	40.1	14.41	61.02	100	0	P	V
		15660	45.26	-28.74	74	52.47	37.58	17.34	62.13	100	0	P	V
													V
													V
802.11n HT20 CH 48 5240MHz		10480	47.14	-21.06	68.2	53.7	40.1	14.41	61.07	100	0	P	H
		15720	45.41	-28.59	74	52.42	37.46	17.37	61.84	100	0	P	H
													H
													H
		10480	47.63	-20.57	68.2	54.19	40.1	14.41	61.07	100	0	P	V
		15720	44.92	-29.08	74	51.93	37.46	17.37	61.84	100	0	P	V
													V
													V
Remark	1. No other spurious found. 2. All results are PASS against Peak and Average limit line.												

Band 1 5150~5250MHz

WIFI 802.11n HT40 (Band Edge @ 3m)

WIFI Ant. 1+2	Note	Frequency (MHz)	Level (dBμV/m)	Over Limit (dB)	Limit Line (dBμV/m)	Read Level (dBμV)	Antenna Factor (dB/m)	Path Loss (dB)	Preamp Factor (dB)	Ant Pos (cm)	Table Pos (deg)	Peak Avg. (P/A)	Pol. (H/V)
802.11n HT40 CH 38 5190MHz		5148.2	58.86	-15.14	74	46.28	32.1	10.49	30.01	100	180	P	H
		5150	50.85	-3.15	54	38.27	32.1	10.49	30.01	100	180	A	H
	*	5190	111.85	-	-	99.45	31.86	10.55	30.01	100	180	P	H
	*	5190	103.44	-	-	91.04	31.86	10.55	30.01	100	180	A	H
		5413.24	55.95	-18.05	74	43.57	31.7	10.68	30	100	180	P	H
		5412.96	48.28	-5.72	54	35.9	31.7	10.68	30	100	180	A	H
		5147.94	58.78	-15.22	74	46.2	32.1	10.49	30.01	299	281	P	V
		5150	47.95	-6.05	54	35.37	32.1	10.49	30.01	299	281	A	V
	*	5190	110.53	-	-	98.13	31.86	10.55	30.01	299	281	P	V
	*	5190	102.6	-	-	90.2	31.86	10.55	30.01	299	281	A	V
		5412.68	55.9	-18.1	74	43.52	31.7	10.68	30	299	281	P	V
		5412.12	47.86	-6.14	54	35.48	31.7	10.68	30	299	281	A	V
802.11n HT40 CH 46 5230MHz		5147.94	61.28	-12.72	74	49.12	32.1	10.49	30.43	100	175	P	H
		5150	47.28	-6.72	54	35.12	32.1	10.49	30.43	100	175	A	H
	*	5230	111.52	-	-	99.75	31.62	10.58	30.43	100	175	P	H
	*	5230	104.17	-	-	92.4	31.62	10.58	30.43	100	175	A	H
		5452.44	58.22	-15.78	74	46.22	31.71	10.72	30.43	100	175	P	H
		5452.72	50.55	-3.45	54	38.54	31.72	10.72	30.43	100	175	A	H
		5148.46	61.43	-12.57	74	49.27	32.1	10.49	30.43	293	280	P	V
		5147.94	47.13	-6.87	54	34.97	32.1	10.49	30.43	293	280	A	V
	*	5230	109.29	-	-	97.52	31.62	10.58	30.43	293	280	P	V
	*	5230	102.06	-	-	90.29	31.62	10.58	30.43	293	280	A	V
		5452.72	54.42	-19.58	74	42.41	31.72	10.72	30.43	293	280	P	V
		5453	46.99	-7.01	54	34.98	31.72	10.72	30.43	293	280	A	V
Remark	1. No other spurious found. 2. All results are PASS against Peak and Average limit line.												

Band 1 5150~5250MHz

WIFI 802.11n HT40 (Harmonic @ 3m)

WIFI Ant. 1+2	Note	Frequency (MHz)	Level (dBμV/m)	Over Limit (dB)	Limit Line (dBμV/m)	Read Level (dBμV)	Antenna Factor (dB/m)	Path Loss (dB)	Preamp Factor (dB)	Ant Pos (cm)	Table Pos (deg)	Peak Avg. (P/A)	Pol. (H/V)
802.11n HT40 CH 38 5190MHz		10380	47.2	-21	68.2	53.72	40	14.41	60.93	100	0	P	H
		15570	46.48	-27.52	74	53.9	37.85	17.29	62.56	100	0	P	H
													H
													H
		10380	47.46	-20.74	68.2	53.98	40	14.41	60.93	100	0	P	V
		15570	45.92	-28.08	74	53.34	37.85	17.29	62.56	100	0	P	V
													V
													V
802.11n HT40 CH 46 5230MHz		10460	46.82	-21.38	68.2	53.35	40.1	14.41	61.04	100	0	P	H
		15690	46.34	-27.66	74	53.46	37.52	17.35	61.99	100	0	P	H
													H
													H
		10460	46.54	-21.66	68.2	53.07	40.1	14.41	61.04	100	0	P	V
		15690	45.94	-28.06	74	53.06	37.52	17.35	61.99	100	0	P	V
													V
													V
Remark	1. No other spurious found. 2. All results are PASS against Peak and Average limit line.												

Band 1 5150~5250MHz

WIFI 802.11ac VHT80 (Band Edge @ 3m)

WIFI Ant. 1+2	Note	Frequency (MHz)	Level (dBμV/m)	Over Limit (dB)	Limit Line (dBμV/m)	Read Level (dBμV)	Antenna Factor (dB/m)	Path Loss (dB)	Preamp Factor (dB)	Ant Pos (cm)	Table Pos (deg)	Peak Avg. (P/A)	Pol. (H/V)
802.11ac VHT80 CH 42 5210MHz		5141.96	62.23	-11.77	74	49.68	32.08	10.48	30.01	100	181	P	H
		5143	52.75	-1.25	54	40.19	32.09	10.48	30.01	100	181	A	H
	*	5210	107.97	-	-	95.67	31.74	10.57	30.01	100	181	P	H
	*	5210	100.79	-	-	88.49	31.74	10.57	30.01	100	181	A	H
		5380.76	52.44	-21.56	74	40.21	31.58	10.65	30	100	181	P	H
		5452.72	44.07	-9.93	54	31.62	31.72	10.72	29.99	100	181	A	H
		5149.76	57.36	-16.64	74	44.78	32.1	10.49	30.01	314	284	P	V
		5150	49.1	-4.9	54	36.52	32.1	10.49	30.01	314	284	A	V
	*	5210	106.64	-	-	94.34	31.74	10.57	30.01	314	284	P	V
	*	5210	99.21	-	-	86.91	31.74	10.57	30.01	314	284	A	V
		5369.56	52.46	-21.54	74	40.29	31.52	10.65	30	314	284	P	V
		5453	43.41	-10.59	54	30.96	31.72	10.72	29.99	314	284	A	V
Remark	1. No other spurious found. 2. All results are PASS against Peak and Average limit line.												

Band 1 5150~5250MHz

WIFI 802.11ac VHT80 (Harmonic @ 3m)

WIFI Ant. 1+2	Note	Frequency (MHz)	Level (dBμV/m)	Over Limit (dB)	Limit Line (dBμV/m)	Read Level (dBμV)	Antenna Factor (dB/m)	Path Loss (dB)	Preamp Factor (dB)	Ant Pos (cm)	Table Pos (deg)	Peak Avg. (P/A)	Pol. (H/V)
802.11ac VHT80 CH 42 5210MHz		10420	47.5	-20.7	68.2	53.98	40.1	14.41	60.99	100	0	P	H
		15630	45.2	-28.8	74	52.52	37.64	17.32	62.28	100	0	P	H
													H
													H
		10420	47.37	-20.83	68.2	53.85	40.1	14.41	60.99	100	0	P	V
		15630	46.05	-27.95	74	53.37	37.64	17.32	62.28	100	0	P	V
													V
													V
Remark	1. No other spurious found. 2. All results are PASS against Peak and Average limit line.												

Band 2 - 5250~5350MHz

WIFI 802.11a (Band Edge @ 3m)

WIFI Ant. 1+2	Note	Frequency (MHz)	Level (dBμV/m)	Over Limit (dB)	Limit Line (dBμV/m)	Read Level (dBμV)	Antenna Factor (dB/m)	Path Loss (dB)	Preamp Factor (dB)	Ant Pos (cm)	Table Pos (deg)	Peak Avg. (P/A)	Pol. (H/V)
802.11a CH 52 5260MHz		5106.42	52.5	-21.5	74	40.49	32.01	10.43	30.43	100	159	P	H
		5145.52	41.89	-12.11	54	29.74	32.09	10.49	30.43	100	159	A	H
	*	5260	113.87	-	-	102.22	31.48	10.6	30.43	100	159	P	H
	*	5260	106.18	-	-	94.53	31.48	10.6	30.43	100	159	A	H
		5389.44	54.08	-19.92	74	42.21	31.64	10.66	30.43	100	159	P	H
		5452.8	43.81	-10.19	54	31.8	31.72	10.72	30.43	100	159	A	H
		5101.66	52.06	-21.94	74	40.07	32	10.42	30.43	386	62	P	V
		5145.52	41.46	-12.54	54	29.31	32.09	10.49	30.43	386	62	A	V
	*	5260	110.77	-	-	99.12	31.48	10.6	30.43	386	62	P	V
	*	5260	103.16	-	-	91.51	31.48	10.6	30.43	386	62	A	V
		5373.12	52.26	-21.74	74	40.5	31.54	10.65	30.43	386	62	P	V
		5414.4	41.39	-12.61	54	29.44	31.7	10.68	30.43	386	62	A	V
802.11a CH 60 5300MHz		5007.14	52	-22	74	40.42	31.73	10.28	30.43	100	158	P	H
		5145.52	41.91	-12.09	54	29.76	32.09	10.49	30.43	100	158	A	H
	*	5300	113.99	-	-	102.41	31.4	10.61	30.43	100	158	P	H
	*	5300	106.58	-	-	95	31.4	10.61	30.43	100	158	A	H
		5350.32	58.52	-15.48	74	46.91	31.4	10.64	30.43	100	158	P	H
		5350.56	44.89	-9.11	54	33.28	31.4	10.64	30.43	100	158	A	H
		5127.16	51.8	-22.2	74	39.72	32.05	10.46	30.43	398	54	P	V
		5108.46	41.26	-12.74	54	29.24	32.02	10.43	30.43	398	54	A	V
	*	5300	110.59	-	-	99.01	31.4	10.61	30.43	398	54	P	V
	*	5300	102.94	-	-	91.36	31.4	10.61	30.43	398	54	A	V
		5363.52	55.92	-18.08	74	44.23	31.48	10.64	30.43	398	54	P	V
		5350.08	42.75	-11.25	54	31.14	31.4	10.64	30.43	398	54	A	V

802.11a CH 64 5320MHz	*	5320	117.41	-	-	105.39	31.4	10.62	30	100	133	P	H
	*	5320	109.61	-	-	97.59	31.4	10.62	30	100	133	A	H
		5350.56	58.31	-15.69	74	46.27	31.4	10.64	30	100	133	P	H
		5350.08	49.68	-4.32	54	37.64	31.4	10.64	30	100	133	A	H
													H
													H
	*	5320	114.25	-	-	102.23	31.4	10.62	30	299	276	P	V
	*	5320	106.73	-	-	94.71	31.4	10.62	30	299	276	A	V
		5350.4	55.09	-18.91	74	43.05	31.4	10.64	30	299	276	P	V
		5350.56	46.99	-7.01	54	34.95	31.4	10.64	30	299	276	A	V
													V
													V
Remark	1. No other spurious found. 2. All results are PASS against Peak and Average limit line.												

Band 2 5250~5350MHz

WIFI 802.11a (Harmonic @ 3m)

WIFI Ant. 1+2	Note	Frequency (MHz)	Level (dBμV/m)	Over Limit (dB)	Limit Line (dBμV/m)	Read Level (dBμV)	Antenna Factor (dB/m)	Path Loss (dB)	Preamp Factor (dB)	Ant Pos (cm)	Table Pos (deg)	Peak Avg. (P/A)	Pol. (H/V)
802.11a CH 52 5260MHz		10520	46.59	-21.61	68.2	53.17	40.12	14.4	61.1	100	0	P	H
		15780	45.57	-28.43	74	52.39	37.34	17.4	61.56	100	0	P	H
													H
													H
		10520	46.91	-21.29	68.2	53.49	40.12	14.4	61.1	100	0	P	V
		15780	45.94	-28.06	74	52.76	37.34	17.4	61.56	100	0	P	V
													V
													V
802.11a CH 60 5300MHz		10600	47.75	-26.25	74	54.25	40.2	14.4	61.1	100	0	P	H
		15900	44.91	-29.09	74	51.63	36.8	17.46	60.98	100	0	P	H
													H
													H
		10600	47.12	-26.88	74	53.62	40.2	14.4	61.1	100	0	P	V
		15900	44.88	-29.12	74	51.6	36.8	17.46	60.98	100	0	P	V
													V
													V
802.11a CH 64 5320MHz		10640	47.79	-26.21	74	54.34	40.16	14.39	61.1	100	0	P	H
		15960	45.74	-28.26	74	52.02	36.92	17.49	60.69	100	0	P	H
													H
													H
		10640	47.95	-26.05	74	54.5	40.16	14.39	61.1	100	0	P	V
		15960	45.84	-28.16	74	52.12	36.92	17.49	60.69	100	0	P	V
													V
													V
Remark	1. No other spurious found. 2. All results are PASS against Peak and Average limit line.												

Band 2 5250~5350MHz

WIFI 802.11n HT20 (Band Edge @ 3m)

WIFI Ant. 1+2	Note	Frequency (MHz)	Level (dBμV/m)	Over Limit (dB)	Limit Line (dBμV/m)	Read Level (dBμV)	Antenna Factor (dB/m)	Path Loss (dB)	Preamp Factor (dB)	Ant Pos (cm)	Table Pos (deg)	Peak Avg. (P/A)	Pol. (H/V)
802.11n HT20 CH 52 5260MHz		5101.32	52.64	-21.36	74	40.65	32	10.42	30.43	100	158	P	H
		5145.52	42.76	-11.24	54	30.61	32.09	10.49	30.43	100	158	A	H
	*	5260	113.55	-	-	101.9	31.48	10.6	30.43	100	158	P	H
	*	5260	106.27	-	-	94.62	31.48	10.6	30.43	100	158	A	H
		5436.24	53.83	-20.17	74	41.86	31.7	10.7	30.43	100	158	P	H
		5452.8	44.25	-9.75	54	32.24	31.72	10.72	30.43	100	158	A	H
		5142.46	53.03	-20.97	74	40.9	32.08	10.48	30.43	243	277	P	V
		5147.22	42.31	-11.69	54	30.16	32.09	10.49	30.43	243	277	A	V
	*	5260	110.73	-	-	99.08	31.48	10.6	30.43	243	277	P	V
	*	5260	103.45	-	-	91.8	31.48	10.6	30.43	243	277	A	V
		5354.64	52.94	-21.06	74	41.3	31.43	10.64	30.43	243	277	P	V
		5452.8	42.6	-11.4	54	30.59	31.72	10.72	30.43	243	277	A	V
802.11n HT20 CH 60 5300MHz		5112.2	52.53	-21.47	74	40.5	32.02	10.44	30.43	100	159	P	H
		5145.52	42.54	-11.46	54	30.39	32.09	10.49	30.43	100	159	A	H
	*	5300	114.23	-	-	102.65	31.4	10.61	30.43	100	159	P	H
	*	5300	106.94	-	-	95.36	31.4	10.61	30.43	100	159	A	H
		5357.04	58.22	-15.78	74	46.57	31.44	10.64	30.43	100	159	P	H
		5350.32	45.76	-8.24	54	34.15	31.4	10.64	30.43	100	159	A	H
		5101.66	52.3	-21.7	74	40.31	32	10.42	30.43	400	54	P	V
		5111.52	42.24	-11.76	54	30.21	32.02	10.44	30.43	400	54	A	V
	*	5300	111.17	-	-	99.59	31.4	10.61	30.43	400	54	P	V
	*	5300	103.5	-	-	91.92	31.4	10.61	30.43	400	54	A	V
		5352.72	56.31	-17.69	74	44.68	31.42	10.64	30.43	400	54	P	V
		5350.08	43.74	-10.26	54	32.13	31.4	10.64	30.43	400	54	A	V

	*	5320	116.91	-	-	104.89	31.4	10.62	30	100	133	P	H
	*	5320	109.37	-	-	97.35	31.4	10.62	30	100	133	A	H
		5351.52	56.49	-17.51	74	44.44	31.41	10.64	30	100	133	P	H
		5355.52	47.56	-6.44	54	35.49	31.43	10.64	30	100	133	A	H
802.11n													H
HT20													H
CH 64	*	5320	114.48	-	-	102.46	31.4	10.62	30	294	278	P	V
5320MHz	*	5320	106.48	-	-	94.46	31.4	10.62	30	294	278	A	V
		5351.84	54.08	-19.92	74	42.03	31.41	10.64	30	294	278	P	V
		5350.24	46.55	-7.45	54	34.51	31.4	10.64	30	294	278	A	V
													V
													V
Remark	1. No other spurious found. 2. All results are PASS against Peak and Average limit line.												

Band 2 5250~5350MHz

WIFI 802.11n HT20 (Harmonic @ 3m)

WIFI Ant. 1+2	Note	Frequency (MHz)	Level (dBμV/m)	Over Limit (dB)	Limit Line (dBμV/m)	Read Level (dBμV)	Antenna Factor (dB/m)	Path Loss (dB)	Preamp Factor (dB)	Ant Pos (cm)	Table Pos (deg)	Peak Avg. (P/A)	Pol. (H/V)
802.11n HT20 CH 52 5260MHz		10520	47.07	-21.13	68.2	53.65	40.12	14.4	61.1	100	0	P	H
		15780	45.95	-28.05	74	52.77	37.34	17.4	61.56	100	0	P	H
													H
													H
		10520	47.24	-20.96	68.2	53.82	40.12	14.4	61.1	100	0	P	V
		15780	45.83	-28.17	74	52.65	37.34	17.4	61.56	100	0	P	V
													V
													V
802.11n HT20 CH 60 5300MHz		10600	47.21	-26.79	74	53.71	40.2	14.4	61.1	100	0	P	H
		15960	45.13	-28.87	74	51.41	36.92	17.49	60.69	100	0	P	H
													H
													H
		10600	47.97	-26.03	74	54.47	40.2	14.4	61.1	100	0	P	V
		15960	45.2	-28.8	74	51.48	36.92	17.49	60.69	100	0	P	V
													V
													V
802.11n HT20 CH 64 5320MHz		10640	48.97	-25.03	74	55.52	40.16	14.39	61.1	100	0	P	H
		15960	45.53	-28.47	74	51.81	36.92	17.49	60.69	100	0	P	H
													H
													H
		10640	48.04	-25.96	74	54.59	40.16	14.39	61.1	100	0	P	V
		15960	44.97	-29.03	74	51.25	36.92	17.49	60.69	100	0	P	V
													V
													V
Remark	1. No other spurious found. 2. All results are PASS against Peak and Average limit line.												

Band 2 5250~5350MHz

WIFI 802.11n HT40 (Band Edge @ 3m)

WIFI Ant. 1+2	Note	Frequency (MHz)	Level (dBμV/m)	Over Limit (dB)	Limit Line (dBμV/m)	Read Level (dBμV)	Antenna Factor (dB/m)	Path Loss (dB)	Preamp Factor (dB)	Ant Pos (cm)	Table Pos (deg)	Peak Avg. (P/A)	Pol. (H/V)
802.11n HT40 CH 54 5270MHz		5047.94	52.72	-21.28	74	40.92	31.89	10.34	30.43	100	169	P	H
		5047.6	44.14	-9.86	54	32.34	31.89	10.34	30.43	100	169	A	H
	*	5270	110.11	-	-	98.48	31.46	10.6	30.43	100	169	P	H
	*	5270	103.08	-	-	91.45	31.46	10.6	30.43	100	169	A	H
		5350.08	59.11	-14.89	74	47.5	31.4	10.64	30.43	100	169	P	H
		5350.08	45.83	-8.17	54	34.22	31.4	10.64	30.43	100	169	A	H
		5048.28	52.71	-21.29	74	40.91	31.89	10.34	30.43	286	284	P	V
		5093.5	42.76	-11.24	54	30.79	31.99	10.41	30.43	286	284	A	V
	*	5270	107.79	-	-	96.16	31.46	10.6	30.43	286	284	P	V
	*	5270	100.35	-	-	88.72	31.46	10.6	30.43	286	284	A	V
		5351.28	58.47	-15.53	74	46.85	31.41	10.64	30.43	286	284	P	V
		5351.28	44.92	-9.08	54	33.3	31.41	10.64	30.43	286	284	A	V
802.11n HT40 CH 62 5310MHz		5084.66	53.24	-20.76	74	40.88	31.97	10.4	30.01	116	131	P	H
		5086.7	44.36	-9.64	54	32	31.97	10.4	30.01	116	131	A	H
	*	5310	111.19	-	-	99.17	31.4	10.62	30	116	131	P	H
	*	5310	103.04	-	-	91.02	31.4	10.62	30	116	131	A	H
		5350.08	61.16	-12.84	74	49.12	31.4	10.64	30	116	131	P	H
		5350.08	52.46	-1.54	54	40.42	31.4	10.64	30	116	131	A	H
		5117.64	52.42	-21.58	74	39.94	32.04	10.45	30.01	300	267	P	V
		5087.38	44.34	-9.66	54	31.98	31.97	10.4	30.01	300	267	A	V
	*	5310	108.09	-	-	96.07	31.4	10.62	30	300	267	P	V
	*	5310	100.42	-	-	88.4	31.4	10.62	30	300	267	A	V
		5353.68	56.43	-17.57	74	44.37	31.42	10.64	30	300	267	P	V
		5351.04	48.34	-5.66	54	36.29	31.41	10.64	30	300	267	A	V
Remark	1. No other spurious found. 2. All results are PASS against Peak and Average limit line.												

Band 2 5250~5350MHz

WIFI 802.11n HT40 (Harmonic @ 3m)

WIFI Ant. 1+2	Note	Frequency (MHz)	Level (dBμV/m)	Over Limit (dB)	Limit Line (dBμV/m)	Read Level (dBμV)	Antenna Factor (dB/m)	Path Loss (dB)	Preamp Factor (dB)	Ant Pos (cm)	Table Pos (deg)	Peak Avg. (P/A)	Pol. (H/V)
802.11n HT40 CH 54 5270MHz		10540	46.27	-21.93	68.2	52.83	40.14	14.4	61.1	100	0	P	H
		15810	45.27	-28.73	74	52.02	37.25	17.41	61.41	100	0	P	H
													H
													H
		10540	46.22	-21.98	68.2	52.78	40.14	14.4	61.1	100	0	P	V
		15810	46.34	-27.66	74	53.09	37.25	17.41	61.41	100	0	P	V
													V
													V
802.11n HT40 CH 62 5310MHz		10620	49.18	-24.82	74	55.71	40.18	14.39	61.1	100	0	P	H
		15930	45.38	-28.62	74	51.88	36.86	17.48	60.84	100	0	P	H
													H
													H
		10620	48.25	-25.75	74	54.78	40.18	14.39	61.1	100	0	P	V
		15930	44.94	-29.06	74	51.44	36.86	17.48	60.84	100	0	P	V
													V
													V
Remark	1. No other spurious found. 2. All results are PASS against Peak and Average limit line.												

Band 2 5250~5350MHz

WIFI 802.11ac VHT80 (Band Edge @ 3m)

WIFI Ant. 1+2	Note	Frequency (MHz)	Level (dBμV/m)	Over Limit (dB)	Limit Line (dBμV/m)	Read Level (dBμV)	Antenna Factor (dB/m)	Path Loss (dB)	Preamp Factor (dB)	Ant Pos (cm)	Table Pos (deg)	Peak Avg. (P/A)	Pol. (H/V)
802.11ac VHT80 CH 58 5290MHz		5136.68	52.77	-21.23	74	40.24	32.07	10.47	30.01	100	155	P	H
		5143.14	43.62	-10.38	54	31.06	32.09	10.48	30.01	100	155	A	H
	*	5290	106.33	-	-	94.3	31.42	10.61	30	100	155	P	H
	*	5290	98.84	-	-	86.81	31.42	10.61	30	100	155	A	H
		5355.36	59.87	-14.13	74	47.8	31.43	10.64	30	100	155	P	H
		5353.2	52.55	-1.45	54	40.49	31.42	10.64	30	100	155	A	H
		5103.7	51.52	-22.48	74	39.09	32.01	10.43	30.01	319	281	P	V
		5109.14	43.3	-10.7	54	30.86	32.02	10.43	30.01	319	281	A	V
	*	5290	103.31	-	-	91.28	31.42	10.61	30	319	281	P	V
	*	5290	96.15	-	-	84.12	31.42	10.61	30	319	281	A	V
		5350.32	57.43	-16.57	74	45.39	31.4	10.64	30	319	281	P	V
		5352	49.54	-4.46	54	37.49	31.41	10.64	30	319	281	A	V
Remark	1. No other spurious found. 2. All results are PASS against Peak and Average limit line.												

Band 2 5250~5350MHz

WIFI 802.11ac VHT80 (Harmonic @ 3m)

WIFI Ant. 1+2	Note	Frequency (MHz)	Level (dBμV/m)	Over Limit (dB)	Limit Line (dBμV/m)	Read Level (dBμV)	Antenna Factor (dB/m)	Path Loss (dB)	Preamp Factor (dB)	Ant Pos (cm)	Table Pos (deg)	Peak Avg. (P/A)	Pol. (H/V)
802.11ac VHT80 CH 58 5290MHz		10580	46.47	-21.73	68.2	52.99	40.18	14.4	61.1	100	0	P	H
		15870	46.21	-27.79	74	52.93	36.95	17.45	61.12	100	0	P	H
													H
													H
		10580	47.83	-20.37	68.2	54.35	40.18	14.4	61.1	100	0	P	V
		15870	44.88	-29.12	74	51.6	36.95	17.45	61.12	100	0	P	V
													V
													V
Remark	1. No other spurious found. 2. All results are PASS against Peak and Average limit line.												

Band 3 - 5470~5725MHz

WIFI 802.11a (Band Edge @ 3m)

WIFI Ant. 1+2	Note	Frequency (MHz)	Level (dBμV/m)	Over Limit (dB)	Limit Line (dBμV/m)	Read Level (dBμV)	Antenna Factor (dB/m)	Path Loss (dB)	Preamp Factor (dB)	Ant Pos (cm)	Table Pos (deg)	Peak Avg. (P/A)	Pol. (H/V)
802.11a CH 100 5500MHz		5453.68	54.46	-19.54	74	42.01	31.72	10.72	29.99	100	155	P	H
		5469.84	58.73	-9.47	68.2	46.16	31.82	10.74	29.99	100	155	P	H
		5459.76	45.82	-8.18	54	33.32	31.76	10.73	29.99	100	155	A	H
	*	5500	117	-	-	104.21	32	10.78	29.99	100	155	P	H
	*	5500	109.28	-	-	96.49	32	10.78	29.99	100	155	A	H
													H
		5457.68	54.46	-19.54	74	41.97	31.75	10.73	29.99	295	294	P	V
		5467.44	54.95	-13.25	68.2	42.4	31.8	10.74	29.99	295	294	P	V
		5459.12	43.34	-10.66	54	30.85	31.75	10.73	29.99	295	294	A	V
	*	5500	113.41	-	-	100.62	32	10.78	29.99	295	294	P	V
	*	5500	105.87	-	-	93.08	32	10.78	29.99	295	294	A	V
													V
802.11a CH 116 5580MHz		5394.4	52.93	-21.07	74	41.03	31.67	10.66	30.43	100	156	P	H
		5461.36	51.74	-16.46	68.2	39.67	31.77	10.73	30.43	100	156	P	H
		5452.72	43.16	-10.84	54	31.15	31.72	10.72	30.43	100	156	A	H
	*	5580	113.99	-	-	101.74	31.86	10.87	30.48	100	156	P	H
	*	5580	106.4	-	-	94.15	31.86	10.87	30.48	100	156	A	H
		5760.59	52.18	-16.02	68.2	39.87	32.04	10.86	30.59	100	156	P	H
		5400.4	52.07	-21.93	74	40.14	31.7	10.66	30.43	255	288	P	V
		5466.64	51.79	-16.41	68.2	39.68	31.8	10.74	30.43	255	288	P	V
		5452.72	41.73	-12.27	54	29.72	31.72	10.72	30.43	255	288	A	V
	*	5580	112.13	-	-	99.88	31.86	10.87	30.48	255	288	P	V
	*	5580	104	-	-	91.75	31.86	10.87	30.48	255	288	A	V
		5736.965	52.17	-16.03	68.2	39.88	32	10.87	30.58	255	288	P	V

802.11a CH 140 5700MHz	*	5700	115.64	-	-	102.9	32	10.87	30.13	100	124	P	H
	*	5700	108.13	-	-	95.39	32	10.87	30.13	100	124	A	H
		5726.28	64.58	-3.62	68.2	51.86	32	10.87	30.15	100	124	P	H
													H
													H
													H
	*	5700	114.45	-	-	101.71	32	10.87	30.13	258	291	P	V
	*	5700	106.6	-	-	93.86	32	10.87	30.13	258	291	A	V
		5726.6	62.78	-5.42	68.2	50.06	32	10.87	30.15	258	291	P	V
													V
													V
													V
Remark	1. No other spurious found. 2. All results are PASS against Peak and Average limit line.												

Band 3 - 5470~5725MHz

WIFI 802.11a (Harmonic @ 3m)

WIFI Ant. 1+2	Note	Frequency (MHz)	Level (dBμV/m)	Over Limit (dB)	Limit Line (dBμV/m)	Read Level (dBμV)	Antenna Factor (dB/m)	Path Loss (dB)	Preamp Factor (dB)	Ant Pos (cm)	Table Pos (deg)	Peak Avg. (P/A)	Pol. (H/V)
802.11a CH 100 5500MHz		11000	48.28	-25.72	74	54.41	40.6	14.37	61.1	100	0	P	H
		16500	47.42	-20.78	68.2	49.91	38.8	18.11	59.4	100	0	P	H
													H
													H
		11000	47.41	-26.59	74	53.54	40.6	14.37	61.1	100	0	P	V
		16500	47.49	-20.71	68.2	49.98	38.8	18.11	59.4	100	0	P	V
													V
													V
802.11a CH 116 5580MHz		11160	47.5	-26.5	74	53.78	40.22	14.54	61.04	100	0	P	H
		16740	48.78	-19.42	68.2	49.66	39.98	18.4	59.26	100	0	P	H
													H
													H
		11160	47.23	-26.77	74	53.51	40.22	14.54	61.04	100	0	P	V
		16740	48.83	-19.37	68.2	49.71	39.98	18.4	59.26	100	0	P	V
													V
													V
802.11a CH 140 5700MHz		11400	46.97	-27.03	74	52.82	40.3	14.79	60.94	100	0	P	H
		17100	50.42	-17.78	68.2	49.78	40.8	18.82	58.98	100	0	P	H
													H
													H
		11400	47.21	-26.79	74	53.06	40.3	14.79	60.94	100	0	P	V
		17100	50.17	-18.03	68.2	49.53	40.8	18.82	58.98	100	0	P	V
													V
													V
Remark	1. No other spurious found. 2. All results are PASS against Peak and Average limit line.												

Band 3 - 5470~5725MHz

WIFI 802.11n HT20 (Band Edge @ 3m)

WIFI Ant. 1+2	Note	Frequency (MHz)	Level (dBμV/m)	Over Limit (dB)	Limit Line (dBμV/m)	Read Level (dBμV)	Antenna Factor (dB/m)	Path Loss (dB)	Preamp Factor (dB)	Ant Pos (cm)	Table Pos (deg)	Peak Avg. (P/A)	Pol. (H/V)
802.11n HT20 CH 100 5500MHz		5459.76	55.52	-18.48	74	43.02	31.76	10.73	29.99	100	162	P	H
		5469.52	59.83	-8.37	68.2	47.26	31.82	10.74	29.99	100	162	P	H
		5459.76	46.84	-7.16	54	34.34	31.76	10.73	29.99	100	162	A	H
	*	5500	117.47	-	-	104.68	32	10.78	29.99	100	162	P	H
	*	5500	109.29	-	-	96.5	32	10.78	29.99	100	162	A	H
													H
		5428.4	54.05	-19.95	74	41.65	31.7	10.69	29.99	278	288	P	V
		5469.68	57.55	-10.65	68.2	44.98	31.82	10.74	29.99	278	288	P	V
		5459.92	44.52	-9.48	54	32.02	31.76	10.73	29.99	278	288	A	V
	*	5500	114.22	-	-	101.43	32	10.78	29.99	278	288	P	V
	*	5500	106.71	-	-	93.92	32	10.78	29.99	278	288	A	V
													V
802.11n HT20 CH 116 5580MHz		5447.68	52.45	-21.55	74	40.46	31.7	10.72	30.43	100	162	P	H
		5465.2	51.43	-16.77	68.2	39.33	31.79	10.74	30.43	100	162	P	H
		5452.72	43.56	-10.44	54	31.55	31.72	10.72	30.43	100	162	A	H
	*	5580	113.49	-	-	101.24	31.86	10.87	30.48	100	162	P	H
	*	5580	105.82	-	-	93.57	31.86	10.87	30.48	100	162	A	H
		5739.17	51.39	-16.81	68.2	39.11	32	10.86	30.58	100	162	P	H
		5441.44	51.39	-22.61	74	39.41	31.7	10.71	30.43	267	287	P	V
		5464.72	50.6	-17.6	68.2	38.5	31.79	10.74	30.43	267	287	P	V
		5452.72	42.29	-11.71	54	30.28	31.72	10.72	30.43	267	287	A	V
	*	5580	110.93	-	-	98.68	31.86	10.87	30.48	267	287	P	V
	*	5580	103.67	-	-	91.42	31.86	10.87	30.48	267	287	A	V
		5765	50.75	-17.45	68.2	38.42	32.06	10.86	30.59	267	287	P	V

	*	5700	115.54	-	-	102.8	32	10.87	30.13	100	113	P	H
	*	5700	107.94	-	-	95.2	32	10.87	30.13	100	113	A	H
		5725.08	63.33	-4.87	68.2	50.61	32	10.87	30.15	100	113	P	H
													H
802.11n													H
HT20													H
CH 140	*	5700	113.67	-	-	100.93	32	10.87	30.13	250	290	P	V
5700MHz	*	5700	106.04	-	-	93.3	32	10.87	30.13	250	290	A	V
		5725.64	62.45	-5.75	68.2	49.73	32	10.87	30.15	250	290	P	V
													V
													V
													V
Remark	1. No other spurious found. 2. All results are PASS against Peak and Average limit line.												

Band 3 - 5470~5725MHz

WIFI 802.11n HT20 (Harmonic @ 3m)

WIFI Ant. 1+2	Note	Frequency (MHz)	Level (dBμV/m)	Over Limit (dB)	Limit Line (dBμV/m)	Read Level (dBμV)	Antenna Factor (dB/m)	Path Loss (dB)	Preamp Factor (dB)	Ant Pos (cm)	Table Pos (deg)	Peak Avg. (P/A)	Pol. (H/V)
802.11n HT20 CH 100 5500MHz		11000	48.78	-25.22	74	54.91	40.6	14.37	61.1	100	0	P	H
		16500	47.81	-20.39	68.2	50.3	38.8	18.11	59.4	100	0	P	H
													H
													H
		11000	48.71	-25.29	74	54.84	40.6	14.37	61.1	100	0	P	V
		16500	47.94	-20.26	68.2	50.43	38.8	18.11	59.4	100	0	P	V
													V
													V
802.11n HT20 CH 116 5580MHz		11160	47.4	-26.6	74	53.68	40.22	14.54	61.04	100	0	P	H
		16740	48.86	-19.34	68.2	49.74	39.98	18.4	59.26	100	0	P	H
													H
													H
		11160	47.76	-26.24	74	54.04	40.22	14.54	61.04	100	0	P	V
		16740	48.67	-19.53	68.2	49.55	39.98	18.4	59.26	100	0	P	V
													V
													V
802.11n HT20 CH 140 5700MHz		11400	47.59	-26.41	74	53.44	40.3	14.79	60.94	100	0	P	H
		17100	49.92	-18.28	68.2	49.28	40.8	18.82	58.98	100	0	P	H
													H
													H
		11400	46.83	-27.17	74	52.68	40.3	14.79	60.94	100	0	P	V
		17100	49.68	-18.52	68.2	49.04	40.8	18.82	58.98	100	0	P	V
													V
													V
Remark	1. No other spurious found. 2. All results are PASS against Peak and Average limit line.												

Band 3 - 5470~5725MHz

WIFI 802.11n HT40 (Band Edge @ 3m)

WIFI Ant. 1+2	Note	Frequency (MHz)	Level (dBμV/m)	Over Limit (dB)	Limit Line (dBμV/m)	Read Level (dBμV)	Antenna Factor (dB/m)	Path Loss (dB)	Preamp Factor (dB)	Ant Pos (cm)	Table Pos (deg)	Peak Avg. (P/A)	Pol. (H/V)
802.11n HT40 CH 102 5510MHz		5459.68	59.9	-14.1	74	47.4	31.76	10.73	29.99	100	155	P	H
		5469.52	62.56	-5.64	68.2	49.99	31.82	10.74	29.99	100	155	P	H
		5459.92	49.62	-4.38	54	37.12	31.76	10.73	29.99	100	155	A	H
	*	5510	113.2	-	-	100.45	31.96	10.79	30	100	155	P	H
	*	5510	104.57	-	-	91.82	31.96	10.79	30	100	155	A	H
		5733.185	58.4	-9.8	68.2	45.69	32	10.87	30.16	100	155	P	H
		5452.96	54.95	-19.05	74	42.5	31.72	10.72	29.99	278	289	P	V
		5469.04	57.31	-10.89	68.2	44.75	31.81	10.74	29.99	278	289	P	V
		5452.72	45.97	-8.03	54	33.52	31.72	10.72	29.99	278	289	A	V
	*	5510	111.07	-	-	98.32	31.96	10.79	30	278	289	P	V
	*	5510	103.17	-	-	90.42	31.96	10.79	30	278	289	A	V
		5732.87	56.82	-11.38	68.2	44.11	32	10.87	30.16	278	289	P	V
802.11n HT40 CH 110 5550MHz		5459.44	54.89	-19.11	74	42.83	31.76	10.73	30.43	100	162	P	H
		5469.04	60.61	-7.59	68.2	48.49	31.81	10.74	30.43	100	162	P	H
		5452.72	45.22	-8.78	54	33.21	31.72	10.72	30.43	100	162	A	H
	*	5550	109.62	-	-	97.44	31.8	10.84	30.46	100	162	P	H
	*	5550	102.24	-	-	90.06	31.8	10.84	30.46	100	162	A	H
		5726.255	52.97	-15.23	68.2	40.67	32	10.87	30.57	100	162	P	H
		5454.4	52.31	-21.69	74	40.28	31.73	10.73	30.43	286	291	P	V
		5469.52	55.25	-12.95	68.2	43.12	31.82	10.74	30.43	286	291	P	V
		5453.2	43	-11	54	30.99	31.72	10.72	30.43	286	291	A	V
	*	5550	106.93	-	-	94.75	31.8	10.84	30.46	286	291	P	V
	*	5550	99.66	-	-	87.48	31.8	10.84	30.46	286	291	A	V
		5742.005	51.76	-16.44	68.2	39.48	32	10.86	30.58	286	291	P	V

802.11n HT40 CH 134 5670MHz		5447.65	54.96	-19.04	74	42.53	31.7	10.72	29.99	100	149	P	H
		5469.7	51.71	-16.49	68.2	39.14	31.82	10.74	29.99	100	149	P	H
		5447.65	47.11	-6.89	54	34.68	31.7	10.72	29.99	100	149	A	H
	*	5670	112.38	-	-	99.73	31.88	10.88	30.11	100	149	P	H
	*	5670	104.3	-	-	91.65	31.88	10.88	30.11	100	149	A	H
		5725.975	66.5	-1.7	68.2	53.78	32	10.87	30.15	100	149	P	H
		5443.45	52.26	-21.74	74	39.84	31.7	10.71	29.99	281	292	P	V
		5462	51.6	-16.6	68.2	39.09	31.77	10.73	29.99	281	292	P	V
		5446.95	45.25	-8.75	54	32.82	31.7	10.72	29.99	281	292	A	V
	*	5670	109.61	-	-	96.96	31.88	10.88	30.11	281	292	P	V
	*	5670	103.47	-	-	90.82	31.88	10.88	30.11	281	292	A	V
		5725.625	64.86	-3.34	68.2	52.14	32	10.87	30.15	281	292	P	V
Remark	1. No other spurious found. 2. All results are PASS against Peak and Average limit line.												

Band 3 - 5470~5725MHz

WIFI 802.11n HT40 (Harmonic @ 3m)

WIFI Ant. 1+2	Note	Frequency (MHz)	Level (dBμV/m)	Over Limit (dB)	Limit Line (dBμV/m)	Read Level (dBμV)	Antenna Factor (dB/m)	Path Loss (dB)	Preamp Factor (dB)	Ant Pos (cm)	Table Pos (deg)	Peak Avg. (P/A)	Pol. (H/V)
802.11n HT40 CH 102 5510MHz		11020	48.14	-25.86	74	54.28	40.56	14.39	61.09	100	0	P	H
		16530	46.78	-21.42	68.2	49.19	38.83	18.14	59.38	100	0	P	H
													H
													H
		11020	48.53	-25.47	74	54.67	40.56	14.39	61.09	100	0	P	V
		16530	46.88	-21.32	68.2	49.29	38.83	18.14	59.38	100	0	P	V
													V
													V
802.11n HT40 CH 110 5550MHz		11100	47.99	-26.01	74	54.18	40.4	14.47	61.06	100	0	P	H
		16650	47.43	-20.77	68.2	49.15	39.3	18.29	59.31	100	0	P	H
													H
													H
		11100	47.78	-26.22	74	53.97	40.4	14.47	61.06	100	0	P	V
		16650	48.05	-20.15	68.2	49.77	39.3	18.29	59.31	100	0	P	V
													V
													V
802.11n HT40 CH 134 5670MHz		11340	47.37	-26.63	74	53.42	40.18	14.73	60.96	100	0	P	H
		17010	49.08	-19.12	68.2	48.82	40.62	18.73	59.09	100	0	P	H
													H
													H
		11340	48.14	-25.86	74	54.19	40.18	14.73	60.96	100	0	P	V
		17010	49.79	-18.41	68.2	49.53	40.62	18.73	59.09	100	0	P	V
													V
													V
Remark	1. No other spurious found. 2. All results are PASS against Peak and Average limit line.												

Band 3 - 5470~5725MHz

WIFI 802.11ac VHT80 (Band Edge @ 3m)

WIFI Ant. 1+2	Note	Frequency (MHz)	Level (dBμV/m)	Over Limit (dB)	Limit Line (dBμV/m)	Read Level (dBμV)	Antenna Factor (dB/m)	Path Loss (dB)	Preamp Factor (dB)	Ant Pos (cm)	Table Pos (deg)	Peak Avg. (P/A)	Pol. (H/V)
802.11ac VHT80 CH 106 5530MHz		5459.62	61.36	-12.64	74	48.86	31.76	10.73	29.99	100	155	P	H
		5469.88	62.07	-6.13	68.2	49.5	31.82	10.74	29.99	100	155	P	H
		5459.62	52.53	-1.47	54	40.03	31.76	10.73	29.99	100	155	A	H
	*	5530	108.94	-	-	96.26	31.88	10.81	30.01	100	155	P	H
	*	5530	101.37	-	-	88.69	31.88	10.81	30.01	100	155	A	H
		5755.865	52.73	-15.47	68.2	40.02	32.02	10.86	30.17	100	155	P	H
		5452.06	60.02	-13.98	74	47.58	31.71	10.72	29.99	277	290	P	V
		5461.78	61.45	-6.75	68.2	48.94	31.77	10.73	29.99	277	290	P	V
		5456.38	51.23	-2.77	54	38.75	31.74	10.73	29.99	277	290	A	V
	*	5530	106.77	-	-	94.09	31.88	10.81	30.01	277	290	P	V
	*	5530	99.66	-	-	86.98	31.88	10.81	30.01	277	290	A	V
		5725	53.47	-14.73	68.2	40.75	32	10.87	30.15	277	290	P	V
802.11ac VHT80 CH 122 5610MHz		5449.36	62.07	-11.93	74	50.08	31.7	10.72	30.43	100	161	P	H
		5466.91	63.03	-5.17	68.2	50.92	31.8	10.74	30.43	100	161	P	H
		5458.54	51.42	-2.58	54	39.37	31.75	10.73	30.43	100	161	A	H
	*	5610	108.44	-	-	96.17	31.88	10.89	30.5	100	161	P	H
	*	5610	101.04	-	-	88.77	31.88	10.89	30.5	100	161	A	H
		5729.405	65.63	-2.57	68.2	53.33	32	10.87	30.57	100	161	P	H
		5450.71	57.59	-16.41	74	45.6	31.7	10.72	30.43	293	284	P	V
		5465.83	59.28	-8.92	68.2	47.18	31.79	10.74	30.43	293	284	P	V
		5458.27	48.65	-5.35	54	36.6	31.75	10.73	30.43	293	284	A	V
	*	5610	106.41	-	-	94.14	31.88	10.89	30.5	293	284	P	V
	*	5610	99.13	-	-	86.86	31.88	10.89	30.5	293	284	A	V
		5738.225	63.49	-4.71	68.2	51.2	32	10.87	30.58	293	284	P	V
Remark	1. No other spurious found. 2. All results are PASS against Peak and Average limit line.												

Band 3 5470~5725MHz

WIFI 802.11ac VHT80 (Harmonic @ 3m)

WIFI Ant. 1+2	Note	Frequency (MHz)	Level (dBμV/m)	Over Limit (dB)	Limit Line (dBμV/m)	Read Level (dBμV)	Antenna Factor (dB/m)	Path Loss (dB)	Preamp Factor (dB)	Ant Pos (cm)	Table Pos (deg)	Peak Avg. (P/A)	Pol. (H/V)
802.11ac VHT80 CH 106 5530MHz		11060	48.18	-25.82	74	54.35	40.48	14.43	61.08	100	0	P	H
		16590	47.66	-20.54	68.2	49.9	38.89	18.22	59.35	100	0	P	H
													H
													H
		11060	48.19	-25.81	74	54.36	40.48	14.43	61.08	100	0	P	V
		16590	47.75	-20.45	68.2	49.99	38.89	18.22	59.35	100	0	P	V
													V
													V
802.11ac VHT80 CH 122 5610MHz		11220	46.86	-27.14	74	53.17	40.1	14.6	61.01	100	0	P	H
		16830	49.02	-19.18	68.2	49.38	40.34	18.5	59.2	100	0	P	H
													H
													H
		11220	47.71	-26.29	74	54.02	40.1	14.6	61.01	100	0	P	V
		16830	50.12	-18.08	68.2	50.48	40.34	18.5	59.2	100	0	P	V
													V
													V
Remark	1. No other spurious found. 2. All results are PASS against Peak and Average limit line.												

Band 3 - Straddle Channel

WIFI 802.11a (Band Edge @ 3m)

WIFI Ant. 1+2	Note	Frequency (MHz)	Level (dBμV/m)	Over Limit (dB)	Limit Line (dBμV/m)	Read Level (dBμV)	Antenna Factor (dB/m)	Path Loss (dB)	Preamp Factor (dB)	Ant Pos (cm)	Table Pos (deg)	Peak Avg. (P/A)	Pol. (H/V)
802.11a CH 144 5720MHz		5423.32	52.45	-21.55	74	40.49	31.7	10.69	30.43	100	126	P	H
		5465.44	51.92	-16.28	68.2	39.82	31.79	10.74	30.43	100	126	P	H
		5452.96	41.86	-12.14	54	29.85	31.72	10.72	30.43	100	126	A	H
	*	5720	113.46	-	-	101.16	32	10.87	30.57	100	126	P	H
	*	5720	105.82	-	-	93.52	32	10.87	30.57	100	126	A	H
		5886.75	53.84	-14.36	68.2	41.09	32.35	11.07	30.67	100	126	P	H
		5433.46	51.79	-22.21	74	39.82	31.7	10.7	30.43	256	294	P	V
		5460.37	51.08	-17.12	68.2	39.02	31.76	10.73	30.43	256	294	P	V
		5452.96	41.17	-12.83	54	29.16	31.72	10.72	30.43	256	294	A	V
	*	5720	111.51	-	-	99.21	32	10.87	30.57	256	294	P	V
	*	5720	104.21	-	-	91.91	32	10.87	30.57	256	294	A	V
		5916.5	54.04	-14.16	68.2	41.16	32.43	11.14	30.69	256	294	P	V
Remark	1. No other spurious found. 2. All results are PASS against Peak and Average limit line.												

Band 3 - Straddle Channel

WIFI 802.11a (Harmonic @ 3m)

WIFI Ant. 1+2	Note	Frequency (MHz)	Level (dBμV/m)	Over Limit (dB)	Limit Line (dBμV/m)	Read Level (dBμV)	Antenna Factor (dB/m)	Path Loss (dB)	Preamp Factor (dB)	Ant Pos (cm)	Table Pos (deg)	Peak Avg. (P/A)	Pol. (H/V)
802.11a CH 144 5720MHz		11440	47.14	-26.86	74	52.84	40.38	14.84	60.92	100	0	P	H
		17160	50.58	-17.62	68.2	49.8	40.8	18.89	58.91	100	0	P	H
													H
													H
		11440	47	-27	74	52.7	40.38	14.84	60.92	100	0	P	V
		17160	49.94	-18.26	68.2	49.16	40.8	18.89	58.91	100	0	P	V
													V
													V
Remark	1. No other spurious found. 2. All results are PASS against Peak and Average limit line.												

Band 3 - Straddle Channel

WIFI 802.11n HT20 (Band Edge @ 3m)

WIFI Ant. 1+2	Note	Frequency (MHz)	Level (dBμV/m)	Over Limit (dB)	Limit Line (dBμV/m)	Read Level (dBμV)	Antenna Factor (dB/m)	Path Loss (dB)	Preamp Factor (dB)	Ant Pos (cm)	Table Pos (deg)	Peak Avg. (P/A)	Pol. (H/V)
802.11n HT20 CH 144 5720MHz		5441.65	52.9	-21.1	74	40.92	31.7	10.71	30.43	100	127	P	H
		5462.32	51.25	-16.95	68.2	39.18	31.77	10.73	30.43	100	127	P	H
		5452.96	42.78	-11.22	54	30.77	31.72	10.72	30.43	100	127	A	H
	*	5720	113.54	-	-	101.24	32	10.87	30.57	100	127	P	H
	*	5720	105.86	-	-	93.56	32	10.87	30.57	100	127	A	H
		5943.5	54.08	-14.12	68.2	41.08	32.49	11.21	30.7	100	127	P	H
		5399.14	51.76	-22.24	74	39.84	31.69	10.66	30.43	273	294	P	V
		5466.22	50.79	-17.41	68.2	38.68	31.8	10.74	30.43	273	294	P	V
		5404.21	42.05	-11.95	54	30.11	31.7	10.67	30.43	273	294	A	V
	*	5720	112.05	-	-	99.75	32	10.87	30.57	273	294	P	V
	*	5720	104.18	-	-	91.88	32	10.87	30.57	273	294	A	V
		5913	53.17	-15.03	68.2	40.3	32.43	11.13	30.69	273	294	P	V
Remark	1. No other spurious found. 2. All results are PASS against Peak and Average limit line.												

Band 3 - Straddle Channel

WIFI 802.11n HT20 (Harmonic @ 3m)

WIFI Ant. 1+2	Note	Frequency (MHz)	Level (dBμV/m)	Over Limit (dB)	Limit Line (dBμV/m)	Read Level (dBμV)	Antenna Factor (dB/m)	Path Loss (dB)	Preamp Factor (dB)	Ant Pos (cm)	Table Pos (deg)	Peak Avg. (P/A)	Pol. (H/V)
802.11n HT20 CH 144 5720MHz		11440	47.29	-26.71	74	52.99	40.38	14.84	60.92	100	0	P	H
		17160	50.07	-18.13	68.2	49.29	40.8	18.89	58.91	100	0	P	H
													H
													H
		11440	47.68	-26.32	74	53.38	40.38	14.84	60.92	100	0	P	V
		17160	50.89	-17.31	68.2	50.11	40.8	18.89	58.91	100	0	P	V
													V
													V
Remark	1. No other spurious found. 2. All results are PASS against Peak and Average limit line.												

Band 3 - Straddle Channel

WIFI 802.11n HT40 (Band Edge @ 3m)

WIFI Ant. 1+2	Note	Frequency (MHz)	Level (dBμV/m)	Over Limit (dB)	Limit Line (dBμV/m)	Read Level (dBμV)	Antenna Factor (dB/m)	Path Loss (dB)	Preamp Factor (dB)	Ant Pos (cm)	Table Pos (deg)	Peak Avg. (P/A)	Pol. (H/V)
802.11n HT40 CH 142 5710MHz		5443.99	52.4	-21.6	74	40.42	31.7	10.71	30.43	100	125	P	H
		5463.49	52.55	-15.65	68.2	40.46	31.78	10.74	30.43	100	125	P	H
		5452.96	43.58	-10.42	54	31.57	31.72	10.72	30.43	100	125	A	H
	*	5710	107.23	-	-	94.92	32	10.87	30.56	100	125	P	H
	*	5710	99.72	-	-	87.41	32	10.87	30.56	100	125	A	H
		5935.5	54.61	-13.59	68.2	41.65	32.47	11.19	30.7	100	125	P	H
		5387.83	52.64	-21.36	74	40.78	31.63	10.66	30.43	301	294	P	V
		5467.78	52.24	-15.96	68.2	40.12	31.81	10.74	30.43	301	294	P	V
		5408.89	42.61	-11.39	54	30.67	31.7	10.67	30.43	301	294	A	V
	*	5710	105.03	-	-	92.72	32	10.87	30.56	301	294	P	V
	*	5710	97.73	-	-	85.42	32	10.87	30.56	301	294	A	V
		5899.25	53.09	-15.11	68.2	40.27	32.4	11.1	30.68	301	294	P	V
Remark	1. No other spurious found. 2. All results are PASS against Peak and Average limit line.												

Band 3 - Straddle Channel

WIFI 802.11n HT40 (Harmonic @ 3m)

WIFI Ant. 1+2	Note	Frequency (MHz)	Level (dBμV/m)	Over Limit (dB)	Limit Line (dBμV/m)	Read Level (dBμV)	Antenna Factor (dB/m)	Path Loss (dB)	Preamp Factor (dB)	Ant Pos (cm)	Table Pos (deg)	Peak Avg. (P/A)	Pol. (H/V)
802.11n HT40 CH 142 5710MHz		11420	47.54	-26.46	74	53.31	40.34	14.82	60.93	100	0	P	H
		17130	49.11	-19.09	68.2	48.4	40.8	18.85	58.94	100	0	P	H
													H
													H
		11420	47.38	-26.62	74	53.15	40.34	14.82	60.93	100	0	P	V
		17130	49.85	-18.35	68.2	49.14	40.8	18.85	58.94	100	0	P	V
													V
													V
Remark	1. No other spurious found. 2. All results are PASS against Peak and Average limit line.												

Band 3 - Straddle Channel

WIFI 802.11ac VHT80 (Band Edge @ 3m)

WIFI Ant. 1+2	Note	Frequency (MHz)	Level (dBμV/m)	Over Limit (dB)	Limit Line (dBμV/m)	Read Level (dBμV)	Antenna Factor (dB/m)	Path Loss (dB)	Preamp Factor (dB)	Ant Pos (cm)	Table Pos (deg)	Peak Avg. (P/A)	Pol. (H/V)
802.11ac VHT80 CH 138 5690MHz		5410.84	51.89	-22.11	74	39.95	31.7	10.67	30.43	307	306	P	H
		5466.22	50.71	-17.49	68.2	38.6	31.8	10.74	30.43	307	306	P	H
		5452.96	43.43	-10.57	54	31.42	31.72	10.72	30.43	307	306	A	H
	*	5690	108.39	-	-	96.1	31.96	10.88	30.55	307	306	P	H
	*	5690	101.19	-	-	88.9	31.96	10.88	30.55	307	306	A	H
		5862.7	55.91	-12.29	68.2	43.3	32.25	11.01	30.65	307	306	P	H
		5356.24	52.23	-21.77	74	40.58	31.44	10.64	30.43	292	114	P	V
		5463.1	50.34	-17.86	68.2	38.25	31.78	10.74	30.43	292	114	P	V
		5412.4	43.38	-10.62	54	31.43	31.7	10.68	30.43	292	114	A	V
	*	5690	105.57	-	-	93.28	31.96	10.88	30.55	292	114	P	V
	*	5690	97.11	-	-	84.82	31.96	10.88	30.55	292	114	A	V
		5887.9	53.25	-14.95	68.2	40.5	32.35	11.07	30.67	292	114	P	V
Remark	1. No other spurious found. 2. All results are PASS against Peak and Average limit line.												

Band 3 - Straddle Channel

WIFI 802.11ac VHT80 (Harmonic @ 3m)

WIFI Ant. 1+2	Note	Frequency (MHz)	Level (dBμV/m)	Over Limit (dB)	Limit Line (dBμV/m)	Read Level (dBμV)	Antenna Factor (dB/m)	Path Loss (dB)	Preamp Factor (dB)	Ant Pos (cm)	Table Pos (deg)	Peak Avg. (P/A)	Pol. (H/V)
802.11ac VHT80 CH 138 5690MHz		11380	47.74	-26.26	74	53.66	40.26	14.77	60.95	100	0	P	H
		17070	50.79	-17.41	68.2	50.28	40.74	18.79	59.02	100	0	P	H
													H
													H
		11380	48.34	-25.66	74	54.26	40.26	14.77	60.95	100	0	P	V
		17070	51.16	-17.04	68.2	50.65	40.74	18.79	59.02	100	0	P	V
													V
													V
Remark	1. No other spurious found. 2. All results are PASS against Peak and Average limit line.												

Emission below 1GHz

WIFI 802.11ac VHT80 (LF @ 3m)

WIFI Ant.	Note	Frequency	Level	Over Limit	Limit Line	Read Level	Antenna Factor	Path Loss	Preamp Factor	Ant Pos	Table Pos	Peak Avg.	Pol.
1+2		(MHz)	(dBμV/m)	(dB)	(dBμV/m)	(dBμV)	(dB/m)	(dB)	(dB)	(cm)	(deg)	(P/A)	(H/V)
802.11ac VHT80 LF		109.54	24.76	-18.74	43.5	38.76	16.93	1.42	32.35	-	-	P	H
		236.61	29	-17	46	42.59	16.61	2.2	32.4	-	-	P	H
		473.29	32.49	-13.51	46	38.67	23.35	2.99	32.52	-	-	P	H
		745.86	34.63	-11.37	46	35.62	27.65	3.82	32.46	-	-	P	H
		838.98	37.07	-8.93	46	36.22	28.59	4.09	31.83	-	-	P	H
		895.24	39.05	-6.95	46	38.13	28.58	4.28	31.94	100	0	P	H
													H
													H
													H
													H
													H
													H
		38.73	24.89	-15.11	40	36.43	20	0.8	32.34	-	-	P	V
		109.54	28.32	-15.18	43.5	42.32	16.93	1.42	32.35	-	-	P	V
		236.61	27.34	-18.66	46	40.93	16.61	2.2	32.4	-	-	P	V
		472.32	30.22	-15.78	46	36.42	23.33	2.99	32.52	-	-	P	V
		746.83	38.78	-7.22	46	39.76	27.66	3.82	32.46	-	-	P	V
		892.33	39.82	-6.18	46	38.95	28.53	4.27	31.93	100	0	P	V
													V
													V
													V
													V
													V
													V
Remark	1. No other spurious found. 2. All results are PASS against limit line.												

<TXBF Mode>

Band 1 - 5150~5250MHz

WIFI 802.11ac VHT20 (Band Edge @ 3m)

WIFI Ant.	Note	Frequency	Level	Over Limit	Limit Line	Read Level	Antenna Factor	Path Loss	Preamp Factor	Ant Pos	Table Pos	Peak Avg.	Pol.
1+2		(MHz)	(dBμV/m)	(dB)	(dBμV/m)	(dBμV)	(dB/m)	(dB)	(dB)	(cm)	(deg)	(P/A)	(H/V)
802.11ac VHT20 CH 36 5180MHz		5147.94	66.34	-7.66	74	53.76	32.1	10.49	30.01	100	170	P	H
		5150	51.75	-2.25	54	39.17	32.1	10.49	30.01	100	170	A	H
	*	5180	114.85	-	-	102.4	31.92	10.54	30.01	100	170	P	H
	*	5180	107.94	-	-	95.49	31.92	10.54	30.01	100	170	A	H
													H
													H
		5142.48	62.33	-11.67	74	49.78	32.08	10.48	30.01	288	278	P	V
		5150	47.77	-6.23	54	35.19	32.1	10.49	30.01	288	278	A	V
	*	5180	110.89	-	-	98.44	31.92	10.54	30.01	288	278	P	V
	*	5180	102.21	-	-	89.76	31.92	10.54	30.01	288	278	A	V
													V
													V
802.11ac VHT20 CH 44 5220MHz		5148.72	54.95	-19.05	74	42.37	32.1	10.49	30.01	100	172	P	H
		5145.6	45.58	-8.42	54	33.01	32.09	10.49	30.01	100	172	A	H
	*	5220	116.85	-	-	104.6	31.68	10.58	30.01	100	172	P	H
	*	5220	106.57	-	-	94.32	31.68	10.58	30.01	100	172	A	H
		5452.44	53.23	-20.77	74	40.79	31.71	10.72	29.99	100	172	P	H
		5452.72	44.57	-9.43	54	32.12	31.72	10.72	29.99	100	172	A	H
		5076.18	53.21	-20.79	74	40.89	31.95	10.39	30.02	256	282	P	V
		5145.86	43.35	-10.65	54	30.78	32.09	10.49	30.01	256	282	A	V
	*	5220	110.51	-	-	98.26	31.68	10.58	30.01	256	282	P	V
	*	5220	101.84	-	-	89.59	31.68	10.58	30.01	256	282	A	V
		5439	52.92	-21.08	74	40.5	31.7	10.71	29.99	256	282	P	V
		5452.72	43.62	-10.38	54	31.17	31.72	10.72	29.99	256	282	A	V

802.11ac VHT20 CH 48 5240MHz		5095.42	52.87	-21.13	74	40.48	31.99	10.41	30.01	365	178	P	H
		5145.6	43.3	-10.7	54	30.73	32.09	10.49	30.01	365	178	A	H
	*	5240	114.07	-	-	101.93	31.56	10.59	30.01	365	178	P	H
	*	5240	104.23	-	-	92.09	31.56	10.59	30.01	365	178	A	H
		5363.4	53.26	-20.74	74	41.14	31.48	10.64	30	365	178	P	H
		5452.72	43.06	-10.94	54	30.61	31.72	10.72	29.99	365	178	A	H
		5009.62	52.44	-21.56	74	40.43	31.74	10.29	30.02	278	14	P	V
		5111.54	42.71	-11.29	54	30.26	32.02	10.44	30.01	278	14	A	V
	*	5240	112.83	-	-	100.69	31.56	10.59	30.01	278	14	P	V
	*	5240	103.45	-	-	91.31	31.56	10.59	30.01	278	14	A	V
		5411.56	52.41	-21.59	74	40.04	31.7	10.67	30	278	14	P	V
		5395.6	42.82	-11.18	54	30.49	31.67	10.66	30	278	14	A	V
Remark	1. No other spurious found. 2. All results are PASS against Peak and Average limit line.												

Band 1 5150~5250MHz

WIFI 802.11ac VHT20 (Harmonic @ 3m)

WIFI Ant. 1+2	Note	Frequency (MHz)	Level (dBμV/m)	Over Limit (dB)	Limit Line (dBμV/m)	Read Level (dBμV)	Antenna Factor (dB/m)	Path Loss (dB)	Preamp Factor (dB)	Ant Pos (cm)	Table Pos (deg)	Peak Avg. (P/A)	Pol. (H/V)
802.11ac VHT20 CH 36 5180MHz		10360	47.28	-20.92	68.2	53.87	39.9	14.41	60.9	100	0	P	H
		15540	46.45	-27.55	74	53.88	38	17.28	62.71	100	0	P	H
													H
													H
		10360	47.39	-20.81	68.2	53.98	39.9	14.41	60.9	100	0	P	V
		15540	46.46	-27.54	74	53.89	38	17.28	62.71	100	0	P	V
													V
													V
802.11ac VHT20 CH 44 5220MHz		10440	47.37	-20.83	68.2	53.88	40.1	14.41	61.02	100	0	P	H
		15660	45.04	-28.96	74	52.25	37.58	17.34	62.13	100	0	P	H
													H
													H
		10440	47.24	-20.96	68.2	53.75	40.1	14.41	61.02	100	0	P	V
		15660	45.46	-28.54	74	52.67	37.58	17.34	62.13	100	0	P	V
													V
													V
802.11ac VHT20 CH 48 5240MHz		10480	47.96	-20.24	68.2	54.52	40.1	14.41	61.07	100	0	P	H
		15720	45.37	-28.63	74	52.38	37.46	17.37	61.84	100	0	P	H
													H
													H
		10480	47.35	-20.85	68.2	53.91	40.1	14.41	61.07	100	0	P	V
		15720	45.19	-28.81	74	52.2	37.46	17.37	61.84	100	0	P	V
													V
													V
Remark	1. No other spurious found. 2. All results are PASS against Peak and Average limit line.												

Band 1 5150~5250MHz

WIFI 802.11ac VHT40 (Band Edge @ 3m)

WIFI Ant. 1+2	Note	Frequency (MHz)	Level (dBμV/m)	Over Limit (dB)	Limit Line (dBμV/m)	Read Level (dBμV)	Antenna Factor (dB/m)	Path Loss (dB)	Preamp Factor (dB)	Ant Pos (cm)	Table Pos (deg)	Peak Avg. (P/A)	Pol. (H/V)
802.11ac VHT40 CH 38 5190MHz		5148.72	59.61	-14.39	74	47.03	32.1	10.49	30.01	100	172	P	H
		5150	47.59	-6.41	54	35.01	32.1	10.49	30.01	100	172	A	H
	*	5190	110.71	-	-	98.31	31.86	10.55	30.01	100	172	P	H
	*	5190	100.87	-	-	88.47	31.86	10.55	30.01	100	172	A	H
		5414.36	55.29	-18.71	74	42.91	31.7	10.68	30	100	172	P	H
		5412.4	47.89	-6.11	54	35.51	31.7	10.68	30	100	172	A	H
		5140.4	55.11	-18.89	74	42.56	32.08	10.48	30.01	294	11	P	V
		5150.02	45.9	-104.1	150	33.32	32.1	10.49	30.01	294	11	A	V
	*	5190	108.35	-	-	95.95	31.86	10.55	30.01	294	11	P	V
	*	5190	100.11	-	-	87.71	31.86	10.55	30.01	294	11	A	V
		5412.68	56.43	-17.57	74	44.05	31.7	10.68	30	294	11	P	V
		5412.68	46.36	-7.64	54	33.98	31.7	10.68	30	294	11	A	V
802.11ac VHT40 CH 46 5230MHz		5147.42	57.06	-16.94	74	44.49	32.09	10.49	30.01	100	170	P	H
		5145.6	45.25	-8.75	54	32.68	32.09	10.49	30.01	100	170	A	H
	*	5230	110.68	-	-	98.49	31.62	10.58	30.01	100	170	P	H
	*	5230	101.88	-	-	89.69	31.62	10.58	30.01	100	170	A	H
		5451.88	57.4	-16.6	74	44.96	31.71	10.72	29.99	100	170	P	H
		5452.72	49.65	-4.35	54	37.2	31.72	10.72	29.99	100	170	A	H
		5149.76	53.76	-20.24	74	41.18	32.1	10.49	30.01	280	22	P	V
		5007.54	43.79	-10.21	54	31.79	31.73	10.29	30.02	280	22	A	V
	*	5230	109.02	-	-	96.83	31.62	10.58	30.01	280	22	P	V
	*	5230	101.78	-	-	89.59	31.62	10.58	30.01	280	22	A	V
		5454.12	55.03	-18.97	74	42.58	31.72	10.72	29.99	280	22	P	V
		5453.56	46.52	-7.48	54	34.07	31.72	10.72	29.99	280	22	A	V
Remark	1. No other spurious found. 2. All results are PASS against Peak and Average limit line.												

Band 1 5150~5250MHz

WIFI 802.11ac VHT40 (Harmonic @ 3m)

WIFI Ant. 1+2	Note	Frequency (MHz)	Level (dBμV/m)	Over Limit (dB)	Limit Line (dBμV/m)	Read Level (dBμV)	Antenna Factor (dB/m)	Path Loss (dB)	Preamp Factor (dB)	Ant Pos (cm)	Table Pos (deg)	Peak Avg. (P/A)	Pol. (H/V)
802.11ac VHT40 CH 38 5190MHz		10380	47.8	-20.4	68.2	54.32	40	14.41	60.93	100	0	P	H
		15570	46.99	-27.01	74	54.41	37.85	17.29	62.56	100	0	P	H
													H
													H
		10380	48.2	-20	68.2	54.72	40	14.41	60.93	100	0	P	V
		15570	46.54	-27.46	74	53.96	37.85	17.29	62.56	100	0	P	V
													V
													V
802.11ac VHT40 CH 46 5230MHz		10460	47.82	-20.38	68.2	54.35	40.1	14.41	61.04	100	0	P	H
		15690	46.52	-27.48	74	53.64	37.52	17.35	61.99	100	0	P	H
													H
													H
		10460	47.93	-20.27	68.2	54.46	40.1	14.41	61.04	100	0	P	V
		15690	46.91	-27.09	74	54.03	37.52	17.35	61.99	100	0	P	V
													V
													V
Remark	1. No other spurious found. 2. All results are PASS against Peak and Average limit line.												

Band 1 5150~5250MHz

WIFI 802.11ac VHT80 (Band Edge @ 3m)

WIFI Ant. 1+2	Note	Frequency (MHz)	Level (dBμV/m)	Over Limit (dB)	Limit Line (dBμV/m)	Read Level (dBμV)	Antenna Factor (dB/m)	Path Loss (dB)	Preamp Factor (dB)	Ant Pos (cm)	Table Pos (deg)	Peak Avg. (P/A)	Pol. (H/V)
802.11ac VHT80 CH 42 5210MHz		5148.98	63.77	-10.23	74	51.19	32.1	10.49	30.01	100	169	P	H
		5149.76	49.53	-4.47	54	36.95	32.1	10.49	30.01	100	169	A	H
	*	5210	110.31	-	-	98.01	31.74	10.57	30.01	100	169	P	H
	*	5210	100.31	-	-	88.01	31.74	10.57	30.01	100	169	A	H
		5425	53.48	-20.52	74	41.08	31.7	10.69	29.99	100	169	P	H
		5453	44.03	-9.97	54	31.58	31.72	10.72	29.99	100	169	A	H
		5138.58	61.33	-12.67	74	48.78	32.08	10.48	30.01	279	14	P	V
		5148.2	50.74	-3.26	54	38.16	32.1	10.49	30.01	279	14	A	V
	*	5210	105.64	-	-	93.34	31.74	10.57	30.01	279	14	P	V
	*	5210	97.66	-	-	85.36	31.74	10.57	30.01	279	14	A	V
		5404.56	54.33	-19.67	74	41.96	31.7	10.67	30	279	14	P	V
		5355.56	43.06	-10.94	54	30.99	31.43	10.64	30	279	14	A	V
Remark	1. No other spurious found. 2. All results are PASS against Peak and Average limit line.												

Band 1 5150~5250MHz

WIFI 802.11ac VHT80 (Harmonic @ 3m)

WIFI Ant. 1+2	Note	Frequency (MHz)	Level (dBμV/m)	Over Limit (dB)	Limit Line (dBμV/m)	Read Level (dBμV)	Antenna Factor (dB/m)	Path Loss (dB)	Preamp Factor (dB)	Ant Pos (cm)	Table Pos (deg)	Peak Avg. (P/A)	Pol. (H/V)
802.11ac VHT80 CH 42 5210MHz		10420	47.98	-20.22	68.2	54.46	40.1	14.41	60.99	100	0	P	H
		15630	46.52	-27.48	74	53.84	37.64	17.32	62.28	100	0	P	H
													H
													H
		10420	47.46	-20.74	68.2	53.94	40.1	14.41	60.99	100	0	P	V
		15630	46.86	-27.14	74	54.18	37.64	17.32	62.28	100	0	P	V
													V
													V
Remark	1. No other spurious found. 2. All results are PASS against Peak and Average limit line.												

Band 2 - 5250~5350MHz

WIFI 802.11ac VHT20 (Band Edge @ 3m)

WIFI Ant. 1+2	Note	Frequency (MHz)	Level (dBμV/m)	Over Limit (dB)	Limit Line (dBμV/m)	Read Level (dBμV)	Antenna Factor (dB/m)	Path Loss (dB)	Preamp Factor (dB)	Ant Pos (cm)	Table Pos (deg)	Peak Avg. (P/A)	Pol. (H/V)
802.11ac VHT20 CH 52 5260MHz		5070.38	52.78	-21.22	74	40.48	31.94	10.38	30.02	100	177	P	H
		5145.52	43.44	-10.56	54	30.87	32.09	10.49	30.01	100	177	A	H
	*	5260	113.35	-	-	101.27	31.48	10.6	30	100	177	P	H
	*	5260	103.74	-	-	91.66	31.48	10.6	30	100	177	A	H
		5352.24	52.72	-21.28	74	40.67	31.41	10.64	30	100	177	P	H
		5350.32	43.85	-10.15	54	31.81	31.4	10.64	30	100	177	A	H
		5077.18	52.37	-21.63	74	40.05	31.95	10.39	30.02	274	14	P	V
		5111.18	44.68	-9.32	54	32.23	32.02	10.44	30.01	274	14	A	V
	*	5260	112.12	-	-	100.04	31.48	10.6	30	274	14	P	V
	*	5260	103.35	-	-	91.27	31.48	10.6	30	274	14	A	V
		5377.44	52.91	-21.09	74	40.7	31.56	10.65	30	274	14	P	V
		5410.56	42.95	-11.05	54	30.58	31.7	10.67	30	274	14	A	V
802.11ac VHT20 CH 60 5300MHz		5059.5	52.77	-21.23	74	40.51	31.92	10.36	30.02	100	165	P	H
		5145.52	43.55	-10.45	54	30.98	32.09	10.49	30.01	100	165	A	H
	*	5300	112.93	-	-	100.92	31.4	10.61	30	100	165	P	H
	*	5300	104.84	-	-	92.83	31.4	10.61	30	100	165	A	H
		5353.44	55.96	-18.04	74	43.9	31.42	10.64	30	100	165	P	H
		5355.36	45.98	-8.02	54	33.91	31.43	10.64	30	100	165	A	H
		5137.02	51.81	-22.19	74	39.27	32.07	10.48	30.01	286	18	P	V
		5091.46	42.61	-11.39	54	30.23	31.98	10.41	30.01	286	18	A	V
	*	5300	112.77	-	-	100.76	31.4	10.61	30	286	18	P	V
	*	5300	103.53	-	-	91.52	31.4	10.61	30	286	18	A	V
		5392.56	52.5	-21.5	74	40.18	31.66	10.66	30	286	18	P	V
		5351.04	43.37	-10.63	54	31.32	31.41	10.64	30	286	18	A	V

	*	5320	114.25	-	-	102.23	31.4	10.62	30	360	173	P	H
	*	5320	104.15	-	-	92.13	31.4	10.62	30	360	173	A	H
		5366.08	54.97	-19.03	74	42.82	31.5	10.65	30	360	173	P	H
		5366.24	45.78	-8.22	54	33.63	31.5	10.65	30	360	173	A	H
802.11ac													H
VHT20													H
CH 64	*	5320	112.49	-	-	100.47	31.4	10.62	30	269	13	P	V
5320MHz	*	5320	103.35	-	-	91.33	31.4	10.62	30	269	13	A	V
		5351.2	52.61	-21.39	74	40.56	31.41	10.64	30	269	13	P	V
		5358.08	44.07	-9.93	54	31.98	31.45	10.64	30	269	13	A	V
													V
													V
Remark	1. No other spurious found. 2. All results are PASS against Peak and Average limit line.												

Band 2 5250~5350MHz

WIFI 802.11ac VHT20 (Harmonic @ 3m)

WIFI Ant. 1+2	Note	Frequency (MHz)	Level (dBμV/m)	Over Limit (dB)	Limit Line (dBμV/m)	Read Level (dBμV)	Antenna Factor (dB/m)	Path Loss (dB)	Preamp Factor (dB)	Ant Pos (cm)	Table Pos (deg)	Peak Avg. (P/A)	Pol. (H/V)
802.11ac VHT20 CH 52 5260MHz		10520	46.58	-21.62	68.2	53.16	40.12	14.4	61.1	100	0	P	H
		15780	46.11	-27.89	74	52.93	37.34	17.4	61.56	100	0	P	H
													H
													H
		10520	46.19	-22.01	68.2	52.77	40.12	14.4	61.1	100	0	P	V
		15780	45.76	-28.24	74	52.58	37.34	17.4	61.56	100	0	P	V
													V
													V
802.11ac VHT20 CH 60 5300MHz		10600	47.84	-26.16	74	54.34	40.2	14.4	61.1	100	0	P	H
		15900	44.59	-29.41	74	51.31	36.8	17.46	60.98	100	0	P	H
													H
													H
		10600	48.55	-25.45	74	55.05	40.2	14.4	61.1	100	0	P	V
		15900	45.18	-28.82	74	51.9	36.8	17.46	60.98	100	0	P	V
													V
													V
802.11ac VHT20 CH 64 5320MHz		10640	49.18	-24.82	74	55.73	40.16	14.39	61.1	100	0	P	H
		15960	45.51	-28.49	74	51.79	36.92	17.49	60.69	100	0	P	H
													H
													H
		10640	48.51	-25.49	74	55.06	40.16	14.39	61.1	100	0	P	V
		15960	45.4	-28.6	74	51.68	36.92	17.49	60.69	100	0	P	V
													V
													V
Remark	1. No other spurious found. 2. All results are PASS against Peak and Average limit line.												

Band 2 5250~5350MHz

WIFI 802.11ac VHT40 (Band Edge @ 3m)

WIFI Ant. 1+2	Note	Frequency (MHz)	Level (dBμV/m)	Over Limit (dB)	Limit Line (dBμV/m)	Read Level (dBμV)	Antenna Factor (dB/m)	Path Loss (dB)	Preamp Factor (dB)	Ant Pos (cm)	Table Pos (deg)	Peak Avg. (P/A)	Pol. (H/V)
802.11ac VHT40 CH 54 5270MHz		5126.82	53.15	-20.85	74	40.65	32.05	10.46	30.01	100	166	P	H
		5046.58	43.87	-10.13	54	31.66	31.89	10.34	30.02	100	166	A	H
	*	5270	110.13	-	-	98.07	31.46	10.6	30	100	166	P	H
	*	5270	102.1	-	-	90.04	31.46	10.6	30	100	166	A	H
		5366.64	53.69	-20.31	74	41.54	31.5	10.65	30	100	166	P	H
		5352.24	45.21	-8.79	54	33.16	31.41	10.64	30	100	166	A	H
		5117.98	53.39	-20.61	74	40.91	32.04	10.45	30.01	287	17	P	V
		5047.94	43.36	-10.64	54	31.15	31.89	10.34	30.02	287	17	A	V
	*	5270	108.5	-	-	96.44	31.46	10.6	30	287	17	P	V
	*	5270	100.17	-	-	88.11	31.46	10.6	30	287	17	A	V
		5415.84	54.07	-19.93	74	41.69	31.7	10.68	30	287	17	P	V
		5350.08	43.26	-10.74	54	31.22	31.4	10.64	30	287	17	A	V
802.11ac VHT40 CH 62 5310MHz		5113.22	53.31	-20.69	74	40.85	32.03	10.44	30.01	100	166	P	H
		5086.7	44.66	-9.34	54	32.3	31.97	10.4	30.01	100	166	A	H
	*	5310	112.45	-	-	100.43	31.4	10.62	30	100	166	P	H
	*	5310	102.38	-	-	90.36	31.4	10.62	30	100	166	A	H
		5353.92	63.04	-10.96	74	50.98	31.42	10.64	30	100	166	P	H
		5350.08	51.25	-2.75	54	39.21	31.4	10.64	30	100	166	A	H
		5084.66	53.92	-20.08	74	41.56	31.97	10.4	30.01	286	12	P	V
		5086.7	44.45	-9.55	54	32.09	31.97	10.4	30.01	286	12	A	V
	*	5310	108.32	-	-	96.3	31.4	10.62	30	286	12	P	V
	*	5310	99.86	-	-	87.84	31.4	10.62	30	286	12	A	V
		5351.52	60.88	-13.12	74	48.83	31.41	10.64	30	286	12	P	V
		5350.32	51.5	-2.5	54	39.46	31.4	10.64	30	286	12	A	V
Remark	1. No other spurious found. 2. All results are PASS against Peak and Average limit line.												

Band 2 5250~5350MHz

WIFI 802.11ac VHT40 (Harmonic @ 3m)

WIFI Ant. 1+2	Note	Frequency (MHz)	Level (dBμV/m)	Over Limit (dB)	Limit Line (dBμV/m)	Read Level (dBμV)	Antenna Factor (dB/m)	Path Loss (dB)	Preamp Factor (dB)	Ant Pos (cm)	Table Pos (deg)	Peak Avg. (P/A)	Pol. (H/V)
802.11ac VHT40 CH 54 5270MHz		10540	46.76	-21.44	68.2	53.32	40.14	14.4	61.1	100	0	P	H
		15810	46.26	-27.74	74	53.01	37.25	17.41	61.41	100	0	P	H
													H
													H
		10540	47.8	-20.4	68.2	54.36	40.14	14.4	61.1	100	0	P	V
		15810	47.18	-26.82	74	53.93	37.25	17.41	61.41	100	0	P	V
													V
													V
802.11ac VHT40 CH 62 5310MHz		10620	48.7	-25.3	74	55.23	40.18	14.39	61.1	100	0	P	H
		15930	45.57	-28.43	74	52.07	36.86	17.48	60.84	100	0	P	H
													H
													H
		10620	48.55	-25.45	74	55.08	40.18	14.39	61.1	100	0	P	V
		15930	45.59	-28.41	74	52.09	36.86	17.48	60.84	100	0	P	V
													V
													V
Remark	1. No other spurious found. 2. All results are PASS against Peak and Average limit line.												

Band 2 5250~5350MHz

WIFI 802.11ac VHT80 (Band Edge @ 3m)

WIFI Ant. 1+2	Note	Frequency (MHz)	Level (dBμV/m)	Over Limit (dB)	Limit Line (dBμV/m)	Read Level (dBμV)	Antenna Factor (dB/m)	Path Loss (dB)	Preamp Factor (dB)	Ant Pos (cm)	Table Pos (deg)	Peak Avg. (P/A)	Pol. (H/V)
802.11ac VHT80 CH 58 5290MHz		5077.86	53.08	-20.92	74	40.75	31.96	10.39	30.02	100	167	P	H
		5145.52	44.16	-9.84	54	31.59	32.09	10.49	30.01	100	167	A	H
	*	5290	109.48	-	-	97.45	31.42	10.61	30	100	167	P	H
	*	5290	99.35	-	-	87.32	31.42	10.61	30	100	167	A	H
		5366.64	62.68	-11.32	74	50.53	31.5	10.65	30	100	167	P	H
		5350.08	52.29	-1.71	54	40.25	31.4	10.64	30	100	167	A	H
		5128.52	53.22	-20.78	74	40.71	32.06	10.46	30.01	298	14	P	V
		5147.56	42.89	-11.11	54	30.31	32.1	10.49	30.01	298	14	A	V
	*	5290	103.36	-	-	91.33	31.42	10.61	30	298	14	P	V
	*	5290	96.08	-	-	84.05	31.42	10.61	30	298	14	A	V
		5350.32	61.4	-12.6	74	49.36	31.4	10.64	30	298	14	P	V
		5350.56	51.7	-2.3	54	39.66	31.4	10.64	30	298	14	A	V
Remark	1. No other spurious found. 2. All results are PASS against Peak and Average limit line.												

Band 2 5250~5350MHz

WIFI 802.11ac VHT80 (Harmonic @ 3m)

WIFI Ant. 1+2	Note	Frequency (MHz)	Level (dBμV/m)	Over Limit (dB)	Limit Line (dBμV/m)	Read Level (dBμV)	Antenna Factor (dB/m)	Path Loss (dB)	Preamp Factor (dB)	Ant Pos (cm)	Table Pos (deg)	Peak Avg. (P/A)	Pol. (H/V)
802.11ac VHT80 CH 58 5290MHz		10580	47.98	-20.22	68.2	54.5	40.18	14.4	61.1	100	0	P	H
		15870	45.84	-28.16	74	52.56	36.95	17.45	61.12	100	0	P	H
													H
													H
		10580	47.17	-21.03	68.2	53.69	40.18	14.4	61.1	100	0	P	V
		15870	45.93	-28.07	74	52.65	36.95	17.45	61.12	100	0	P	V
													V
													V
Remark	1. No other spurious found. 2. All results are PASS against Peak and Average limit line.												

Band 3 - 5470~5725MHz

WIFI 802.11ac VHT20 (Band Edge @ 3m)

WIFI Ant. 1+2	Note	Frequency (MHz)	Level (dBμV/m)	Over Limit (dB)	Limit Line (dBμV/m)	Read Level (dBμV)	Antenna Factor (dB/m)	Path Loss (dB)	Preamp Factor (dB)	Ant Pos (cm)	Table Pos (deg)	Peak Avg. (P/A)	Pol. (H/V)
802.11ac VHT20 CH 100 5500MHz		5452.72	56.14	-17.86	74	43.69	31.72	10.72	29.99	100	160	P	H
		5461.52	56.2	-12	68.2	43.69	31.77	10.73	29.99	100	160	P	H
		5452.88	46.93	-7.07	54	34.48	31.72	10.72	29.99	100	160	A	H
	*	5500	114.62	-	-	101.83	32	10.78	29.99	100	160	P	H
	*	5500	104.83	-	-	92.04	32	10.78	29.99	100	160	A	H
													H
		5450.8	54.03	-19.97	74	41.6	31.7	10.72	29.99	266	15	P	V
		5468.72	55.67	-12.53	68.2	43.11	31.81	10.74	29.99	266	15	P	V
		5457.04	43.95	-10.05	54	31.47	31.74	10.73	29.99	266	15	A	V
	*	5500	113.23	-	-	100.44	32	10.78	29.99	266	15	P	V
	*	5500	103.66	-	-	90.87	32	10.78	29.99	266	15	A	V
													V
802.11ac VHT20 CH 116 5580MHz		5422.96	53.24	-20.76	74	40.84	31.7	10.69	29.99	100	161	P	H
		5466.64	52.93	-15.27	68.2	40.38	31.8	10.74	29.99	100	161	P	H
		5452.72	44.08	-9.92	54	31.63	31.72	10.72	29.99	100	161	A	H
	*	5580	115.01	-	-	102.33	31.86	10.87	30.05	100	161	P	H
	*	5580	106.38	-	-	93.7	31.86	10.87	30.05	100	161	A	H
		5726.255	54.25	-13.95	68.2	41.53	32	10.87	30.15	100	161	P	H
		5451.28	52.55	-21.45	74	40.11	31.71	10.72	29.99	284	284	P	V
		5460.88	52.24	-15.96	68.2	39.73	31.77	10.73	29.99	284	284	P	V
		5423.68	43.03	-10.97	54	30.63	31.7	10.69	29.99	284	284	A	V
	*	5580	112.46	-	-	99.78	31.86	10.87	30.05	284	284	P	V
	*	5580	103.88	-	-	91.2	31.86	10.87	30.05	284	284	A	V
		5725.31	53.16	-15.04	68.2	40.44	32	10.87	30.15	284	284	P	V

	*	5700	112.92	-	-	100.18	32	10.87	30.13	100	158	P	H
	*	5700	104.06	-	-	91.32	32	10.87	30.13	100	158	A	H
		5725.16	58.31	-9.89	68.2	45.59	32	10.87	30.15	100	158	P	H
													H
802.11ac													H
VHT20													H
CH 140	*	5700	111.61	-	-	98.87	32	10.87	30.13	250	296	P	V
5700MHz	*	5700	103.03	-	-	90.29	32	10.87	30.13	250	296	A	V
		5747.08	64.41	-3.79	68.2	51.72	32	10.86	30.17	250	296	P	V
													V
													V
													V
Remark	1. No other spurious found. 2. All results are PASS against Peak and Average limit line.												

Band 3 - 5470~5725MHz

WIFI 802.11ac VHT20 (Harmonic @ 3m)

WIFI Ant. 1+2	Note	Frequency (MHz)	Level (dBμV/m)	Over Limit (dB)	Limit Line (dBμV/m)	Read Level (dBμV)	Antenna Factor (dB/m)	Path Loss (dB)	Preamp Factor (dB)	Ant Pos (cm)	Table Pos (deg)	Peak Avg. (P/A)	Pol. (H/V)
802.11ac VHT20 CH 100 5500MHz		11000	48.66	-25.34	74	54.79	40.6	14.37	61.1	100	0	P	H
		16500	46.81	-21.39	68.2	49.3	38.8	18.11	59.4	100	0	P	H
													H
													H
		11000	48.66	-25.34	74	54.79	40.6	14.37	61.1	100	0	P	V
		16500	47.16	-21.04	68.2	49.65	38.8	18.11	59.4	100	0	P	V
													V
													V
802.11ac VHT20 CH 116 5580MHz		11160	47.58	-26.42	74	53.86	40.22	14.54	61.04	100	0	P	H
		16740	49.24	-18.96	68.2	50.12	39.98	18.4	59.26	100	0	P	H
													H
													H
		11160	47.73	-26.27	74	54.01	40.22	14.54	61.04	100	0	P	V
		16740	49.49	-18.71	68.2	50.37	39.98	18.4	59.26	100	0	P	V
													V
													V
802.11ac VHT20 CH 140 5700MHz		11400	47.85	-26.15	74	53.7	40.3	14.79	60.94	100	0	P	H
		17100	51.12	-17.08	68.2	50.48	40.8	18.82	58.98	100	0	P	H
													H
													H
		11400	47.55	-26.45	74	53.4	40.3	14.79	60.94	100	0	P	V
		17100	50.18	-18.02	68.2	49.54	40.8	18.82	58.98	100	0	P	V
													V
													V
Remark	1. No other spurious found. 2. All results are PASS against Peak and Average limit line.												

Band 3 - 5470~5725MHz

WIFI 802.11ac VHT40 (Band Edge @ 3m)

WIFI Ant. 1+2	Note	Frequency (MHz)	Level (dBμV/m)	Over Limit (dB)	Limit Line (dBμV/m)	Read Level (dBμV)	Antenna Factor (dB/m)	Path Loss (dB)	Preamp Factor (dB)	Ant Pos (cm)	Table Pos (deg)	Peak Avg. (P/A)	Pol. (H/V)
802.11ac VHT40 CH 102 5510MHz		5459.2	56.1	-17.9	74	43.6	31.76	10.73	29.99	100	151	P	H
		5469.76	56.31	-11.89	68.2	43.74	31.82	10.74	29.99	100	151	P	H
		5452.72	47	-7	54	34.55	31.72	10.72	29.99	100	151	A	H
	*	5510	112.54	-	-	99.79	31.96	10.79	30	100	151	P	H
	*	5510	102.83	-	-	90.08	31.96	10.79	30	100	151	A	H
		5732.555	56.8	-11.4	68.2	44.09	32	10.87	30.16	100	151	P	H
		5458	54.76	-19.24	74	42.27	31.75	10.73	29.99	308	284	P	V
		5463.76	54.12	-14.08	68.2	41.59	31.78	10.74	29.99	308	284	P	V
		5452.48	44.82	-9.18	54	32.38	31.71	10.72	29.99	308	284	A	V
	*	5510	108.22	-	-	95.47	31.96	10.79	30	308	284	P	V
	*	5510	99.79	-	-	87.04	31.96	10.79	30	308	284	A	V
		5734.445	55.38	-12.82	68.2	42.67	32	10.87	30.16	308	284	P	V
802.11ac VHT40 CH 110 5550MHz		5433.52	54.54	-19.46	74	42.13	31.7	10.7	29.99	100	157	P	H
		5467.6	57.76	-10.44	68.2	45.2	31.81	10.74	29.99	100	157	P	H
		5452.96	45.14	-8.86	54	32.69	31.72	10.72	29.99	100	157	A	H
	*	5550	111.02	-	-	98.41	31.8	10.84	30.03	100	157	P	H
	*	5550	102.46	-	-	89.85	31.8	10.84	30.03	100	157	A	H
		5736.965	52.91	-15.29	68.2	40.2	32	10.87	30.16	100	157	P	H
		5437.12	53.02	-20.98	74	40.61	31.7	10.7	29.99	287	284	P	V
		5461.6	54.54	-13.66	68.2	42.03	31.77	10.73	29.99	287	284	P	V
		5452.72	43.45	-10.55	54	31	31.72	10.72	29.99	287	284	A	V
	*	5550	109.04	-	-	96.43	31.8	10.84	30.03	287	284	P	V
	*	5550	99.93	-	-	87.32	31.8	10.84	30.03	287	284	A	V
		5761.535	52.47	-15.73	68.2	39.74	32.05	10.86	30.18	287	284	P	V

802.11ac VHT40 CH 134 5670MHz		5406.7	53.01	-20.99	74	40.64	31.7	10.67	30	100	159	P	H
		5465.5	51.48	-16.72	68.2	38.94	31.79	10.74	29.99	100	159	P	H
		5447.65	45.05	-8.95	54	32.62	31.7	10.72	29.99	100	159	A	H
	*	5670	111.84	-	-	99.19	31.88	10.88	30.11	100	159	P	H
	*	5670	101.61	-	-	88.96	31.88	10.88	30.11	100	159	A	H
		5731.05	57.65	-10.55	68.2	44.94	32	10.87	30.16	100	159	P	H
		5393.05	50.95	-23.05	74	38.63	31.66	10.66	30	292	294	P	V
		5467.95	50.3	-17.9	68.2	37.74	31.81	10.74	29.99	292	294	P	V
		5446.6	43.5	-10.5	54	31.07	31.7	10.72	29.99	292	294	A	V
	*	5670	107.36	-	-	94.71	31.88	10.88	30.11	292	294	P	V
	*	5670	98.75	-	-	86.1	31.88	10.88	30.11	292	294	A	V
		5725	55.86	-12.34	68.2	43.14	32	10.87	30.15	292	294	P	V
Remark	1. No other spurious found. 2. All results are PASS against Peak and Average limit line.												

Band 3 - 5470~5725MHz

WIFI 802.11ac VHT40 (Harmonic @ 3m)

WIFI Ant. 1+2	Note	Frequency (MHz)	Level (dBμV/m)	Over Limit (dB)	Limit Line (dBμV/m)	Read Level (dBμV)	Antenna Factor (dB/m)	Path Loss (dB)	Preamp Factor (dB)	Ant Pos (cm)	Table Pos (deg)	Peak Avg. (P/A)	Pol. (H/V)
802.11ac VHT40 CH 102 5510MHz		11020	49.22	-24.78	74	55.36	40.56	14.39	61.09	100	0	P	H
		16530	48.02	-20.18	68.2	50.43	38.83	18.14	59.38	100	0	P	H
													H
													H
		11020	48.28	-25.72	74	54.42	40.56	14.39	61.09	100	0	P	V
		16530	48.25	-19.95	68.2	50.66	38.83	18.14	59.38	100	0	P	V
													V
													V
802.11ac VHT40 CH 110 5550MHz		11100	48.22	-25.78	74	54.41	40.4	14.47	61.06	100	0	P	H
		16650	48.19	-20.01	68.2	49.91	39.3	18.29	59.31	100	0	P	H
													H
													H
		11100	47.58	-26.42	74	53.77	40.4	14.47	61.06	100	0	P	V
		16650	48.7	-19.5	68.2	50.42	39.3	18.29	59.31	100	0	P	V
													V
													V
802.11ac VHT40 CH 134 5670MHz		11340	47.42	-26.58	74	53.47	40.18	14.73	60.96	100	0	P	H
		17010	49.88	-18.32	68.2	49.62	40.62	18.73	59.09	100	0	P	H
													H
													H
		11340	47.47	-26.53	74	53.52	40.18	14.73	60.96	100	0	P	V
		17010	50.53	-17.67	68.2	50.27	40.62	18.73	59.09	100	0	P	V
													V
													V
Remark	1. No other spurious found. 2. All results are PASS against Peak and Average limit line.												

Band 3 5470~5725MHz

WIFI 802.11ac VHT80 (Band Edge @ 3m)

WIFI Ant. 1+2	Note	Frequency (MHz)	Level (dBμV/m)	Over Limit (dB)	Limit Line (dBμV/m)	Read Level (dBμV)	Antenna Factor (dB/m)	Path Loss (dB)	Preamp Factor (dB)	Ant Pos (cm)	Table Pos (deg)	Peak Avg. (P/A)	Pol. (H/V)
802.11ac VHT80 CH 106 5530MHz		5457.04	62.11	-11.89	74	49.63	31.74	10.73	29.99	100	160	P	H
		5468.08	59.53	-8.67	68.2	46.97	31.81	10.74	29.99	100	160	P	H
		5459.92	47.8	-6.2	54	35.3	31.76	10.73	29.99	100	160	A	H
	*	5530	111.36	-	-	98.68	31.88	10.81	30.01	100	160	P	H
	*	5530	102.22	-	-	89.54	31.88	10.81	30.01	100	160	A	H
		5754.92	53.41	-14.79	68.2	40.7	32.02	10.86	30.17	100	160	P	H
		5457.28	56.33	-17.67	74	43.85	31.74	10.73	29.99	282	16	P	V
		5468.56	56.17	-12.03	68.2	43.61	31.81	10.74	29.99	282	16	P	V
		5459.44	46.03	-7.97	54	33.53	31.76	10.73	29.99	282	16	A	V
	*	5530	104.68	-	-	92	31.88	10.81	30.01	282	16	P	V
	*	5530	96.17	-	-	83.49	31.88	10.81	30.01	282	16	A	V
		5733.185	51.38	-16.82	68.2	38.67	32	10.87	30.16	282	16	P	V
802.11ac VHT80 CH 122 5610MHz		5359.84	52.93	-21.07	74	40.83	31.46	10.64	30	100	158	P	H
		5467.6	53.47	-14.73	68.2	40.91	31.81	10.74	29.99	100	158	P	H
		5452.72	43.83	-10.17	54	31.38	31.72	10.72	29.99	100	158	A	H
	*	5610	111.57	-	-	98.87	31.88	10.89	30.07	100	158	P	H
	*	5610	102.18	-	-	89.48	31.88	10.89	30.07	100	158	A	H
		5759.645	54.37	-13.83	68.2	41.65	32.04	10.86	30.18	100	158	P	H
		5383.12	53.24	-20.76	74	40.99	31.6	10.65	30	271	288	P	V
		5469.76	52.39	-15.81	68.2	39.82	31.82	10.74	29.99	271	288	P	V
		5458.72	42.89	-11.11	54	30.4	31.75	10.73	29.99	271	288	A	V
	*	5610	105.81	-	-	93.11	31.88	10.89	30.07	271	288	P	V
	*	5610	98.47	-	-	85.77	31.88	10.89	30.07	271	288	A	V
		5738.855	53.76	-14.44	68.2	41.05	32	10.87	30.16	271	288	P	V
Remark	1. No other spurious found. 2. All results are PASS against Peak and Average limit line.												

Band 3 5470~5725MHz

WIFI 802.11ac VHT80 (Harmonic @ 3m)

WIFI Ant. 1+2	Note	Frequency (MHz)	Level (dBμV/m)	Over Limit (dB)	Limit Line (dBμV/m)	Read Level (dBμV)	Antenna Factor (dB/m)	Path Loss (dB)	Preamp Factor (dB)	Ant Pos (cm)	Table Pos (deg)	Peak Avg. (P/A)	Pol. (H/V)
802.11ac VHT80 CH 106 5530MHz		11060	48.89	-25.11	74	55.06	40.48	14.43	61.08	100	0	P	H
		16590	48.36	-19.84	68.2	50.6	38.89	18.22	59.35	100	0	P	H
													H
													H
		11060	49.62	-24.38	74	55.79	40.48	14.43	61.08	100	0	P	V
		16590	47.72	-20.48	68.2	49.96	38.89	18.22	59.35	100	0	P	V
													V
													V
802.11ac VHT80 CH 122 5610MHz		11220	47.46	-26.54	74	53.77	40.1	14.6	61.01	100	0	P	H
		16830	49.92	-18.28	68.2	50.28	40.34	18.5	59.2	100	0	P	H
													H
													H
		11220	47.07	-26.93	74	53.38	40.1	14.6	61.01	100	0	P	V
		16830	50.4	-17.8	68.2	50.76	40.34	18.5	59.2	100	0	P	V
													V
													V
Remark	1. No other spurious found. 2. All results are PASS against Peak and Average limit line.												

Band 3 - Straddle Channel

WIFI 802.11ac VHT20 (Band Edge @ 3m)

WIFI Ant. 1+2	Note	Frequency (MHz)	Level (dBµV/m)	Over Limit (dB)	Limit Line (dBµV/m)	Read Level (dBµV)	Antenna Factor (dB/m)	Path Loss (dB)	Preamp Factor (dB)	Ant Pos (cm)	Table Pos (deg)	Peak Avg. (P/A)	Pol. (H/V)
802.11ac VHT20 CH 144 5720MHz		5443.6	52.75	-21.25	74	40.33	31.7	10.71	29.99	100	128	P	H
		5468.95	52.07	-16.13	68.2	39.51	31.81	10.74	29.99	100	128	P	H
		5452.96	43.05	-10.95	54	30.6	31.72	10.72	29.99	100	128	A	H
	*	5720	113.82	-	-	101.1	32	10.87	30.15	100	128	P	H
	*	5720	103.8	-	-	91.08	32	10.87	30.15	100	128	A	H
		5854	54.37	-13.83	68.2	41.4	32.22	10.99	30.24	100	128	P	H
		5417.86	51.98	-22.02	74	39.59	31.7	10.68	29.99	250	297	P	V
		5465.44	51.66	-16.54	68.2	39.12	31.79	10.74	29.99	250	297	P	V
		5408.11	42.88	-11.12	54	30.51	31.7	10.67	30	250	297	A	V
	*	5720	111.35	-	-	98.63	32	10.87	30.15	250	297	P	V
	*	5720	102.82	-	-	90.1	32	10.87	30.15	250	297	A	V
		5939.75	53.11	-15.09	68.2	39.74	32.48	11.2	30.31	250	297	P	V
Remark	1. No other spurious found. 2. All results are PASS against Peak and Average limit line.												

Band 3 - Straddle Channel

WIFI 802.11ac VHT20 (Harmonic @ 3m)

WIFI Ant. 1+2	Note	Frequency (MHz)	Level (dBμV/m)	Over Limit (dB)	Limit Line (dBμV/m)	Read Level (dBμV)	Antenna Factor (dB/m)	Path Loss (dB)	Preamp Factor (dB)	Ant Pos (cm)	Table Pos (deg)	Peak Avg. (P/A)	Pol. (H/V)
802.11ac VHT20 CH 144 5720MHz		11440	48.02	-25.98	74	53.72	40.38	14.84	60.92	100	0	P	H
		17160	50.54	-17.66	68.2	49.76	40.8	18.89	58.91	100	0	P	H
													H
													H
		11440	47.81	-26.19	74	53.51	40.38	14.84	60.92	100	0	P	V
		17160	49.73	-18.47	68.2	48.95	40.8	18.89	58.91	100	0	P	V
													V
													V
Remark	1. No other spurious found. 2. All results are PASS against Peak and Average limit line.												

Band 3 - Straddle Channel

WIFI 802.11ac VHT40 (Band Edge @ 3m)

WIFI Ant. 1+2	Note	Frequency (MHz)	Level (dBμV/m)	Over Limit (dB)	Limit Line (dBμV/m)	Read Level (dBμV)	Antenna Factor (dB/m)	Path Loss (dB)	Preamp Factor (dB)	Ant Pos (cm)	Table Pos (deg)	Peak Avg. (P/A)	Pol. (H/V)
802.11ac VHT40 CH 142 5710MHz		5389	52.36	-21.64	74	40.07	31.63	10.66	30	100	156	P	H
		5463.88	51.5	-16.7	68.2	38.97	31.78	10.74	29.99	100	156	P	H
		5452.57	44.34	-9.66	54	31.89	31.72	10.72	29.99	100	156	A	H
	*	5710	110.11	-	-	97.38	32	10.87	30.14	100	156	P	H
	*	5710	101.28	-	-	88.55	32	10.87	30.14	100	156	A	H
		5933	57.27	-10.93	68.2	43.92	32.47	11.18	30.3	100	156	P	H
		5377.69	52.29	-21.71	74	40.07	31.57	10.65	30	248	295	P	V
		5459.98	51.29	-22.71	74	38.79	31.76	10.73	29.99	248	295	P	V
		5452.57	42.68	-11.32	54	30.23	31.72	10.72	29.99	248	295	A	V
	*	5710	107.77	-	-	95.04	32	10.87	30.14	248	295	P	V
	*	5710	98.89	-	-	86.16	32	10.87	30.14	248	295	A	V
		5932.5	56.22	-11.98	68.2	42.87	32.47	11.18	30.3	248	295	P	V
Remark	1. No other spurious found. 2. All results are PASS against Peak and Average limit line.												

Band 3 - Straddle Channel

WIFI 802.11ac VHT40 (Harmonic @ 3m)

WIFI Ant. 1+2	Note	Frequency (MHz)	Level (dBμV/m)	Over Limit (dB)	Limit Line (dBμV/m)	Read Level (dBμV)	Antenna Factor (dB/m)	Path Loss (dB)	Preamp Factor (dB)	Ant Pos (cm)	Table Pos (deg)	Peak Avg. (P/A)	Pol. (H/V)
802.11ac VHT40 CH 142 5710MHz		11420	47.3	-26.7	74	53.07	40.34	14.82	60.93	100	0	P	H
		17130	50.02	-18.18	68.2	49.31	40.8	18.85	58.94	100	0	P	H
													H
													H
		11420	47.76	-26.24	74	53.53	40.34	14.82	60.93	100	0	P	V
		17130	50.09	-18.11	68.2	49.38	40.8	18.85	58.94	100	0	P	V
													V
													V
Remark	1. No other spurious found. 2. All results are PASS against Peak and Average limit line.												

Band 3 - Straddle Channel

WIFI 802.11ac VHT80 (Band Edge @ 3m)

WIFI Ant. 1+2	Note	Frequency (MHz)	Level (dBμV/m)	Over Limit (dB)	Limit Line (dBμV/m)	Read Level (dBμV)	Antenna Factor (dB/m)	Path Loss (dB)	Preamp Factor (dB)	Ant Pos (cm)	Table Pos (deg)	Peak Avg. (P/A)	Pol. (H/V)
802.11ac VHT80 CH 138 5690MHz		5362.48	52.25	-21.75	74	40.14	31.47	10.64	30	100	158	P	H
		5459.98	51.01	-22.99	74	38.51	31.76	10.73	29.99	100	158	P	H
		5452.96	42.99	-11.01	54	30.54	31.72	10.72	29.99	100	158	A	H
	*	5690	111.29	-	-	98.58	31.96	10.88	30.13	100	158	P	H
	*	5690	100.69	-	-	87.98	31.96	10.88	30.13	100	158	A	H
		5853.4	53.03	-15.17	68.2	40.08	32.21	10.98	30.24	100	158	P	H
		5360.92	52	-22	74	39.89	31.47	10.64	30	257	293	P	V
		5464.27	51.24	-16.96	68.2	38.7	31.79	10.74	29.99	257	293	P	V
		5401.87	42.6	-11.4	54	30.24	31.7	10.66	30	257	293	A	V
	*	5690	104.66	-	-	91.95	31.96	10.88	30.13	257	293	P	V
	*	5690	97.17	-	-	84.46	31.96	10.88	30.13	257	293	A	V
		5851.3	53.32	-14.88	68.2	40.37	32.21	10.98	30.24	257	293	P	V
Remark	1. No other spurious found. 2. All results are PASS against Peak and Average limit line.												

Band 3 - Straddle Channel

WIFI 802.11ac VHT80 (Harmonic @ 3m)

WIFI Ant. 1+2	Note	Frequency (MHz)	Level (dBμV/m)	Over Limit (dB)	Limit Line (dBμV/m)	Read Level (dBμV)	Antenna Factor (dB/m)	Path Loss (dB)	Preamp Factor (dB)	Ant Pos (cm)	Table Pos (deg)	Peak Avg. (P/A)	Pol. (H/V)
802.11ac VHT80 CH 138 5690MHz		11380	47.2	-26.8	74	53.12	40.26	14.77	60.95	100	0	P	H
		17070	50.31	-17.89	68.2	49.8	40.74	18.79	59.02	100	0	P	H
													H
													H
		11380	47.23	-26.77	74	53.15	40.26	14.77	60.95	100	0	P	V
		17070	52.31	-15.89	68.2	51.8	40.74	18.79	59.02	100	0	P	V
													V
													V
Remark	1. No other spurious found. 2. All results are PASS against Peak and Average limit line.												

Emission below 1GHz

WIFI 802.11ac VHT80 (LF @ 3m)

WIFI Ant. 1+2	Note	Frequency (MHz)	Level (dBμV/m)	Over Limit (dB)	Limit Line (dBμV/m)	Read Level (dBμV)	Antenna Factor (dB/m)	Path Loss (dB)	Preamp Factor (dB)	Ant Pos (cm)	Table Pos (deg)	Peak Avg. (P/A)	Pol. (H/V)
802.11ac VHT80 LF		32.91	20.02	-19.98	40	29.92	21.69	0.74	32.33	-	-	P	H
		113.42	24.26	-19.24	43.5	37.94	17.24	1.46	32.38	-	-	P	H
		236.61	28.34	-17.66	46	41.93	16.61	2.2	32.4	-	-	P	H
		353.01	28.93	-17.07	46	38.54	20.25	2.56	32.42	-	-	P	H
		473.29	32.64	-13.36	46	38.82	23.35	2.99	32.52	-	-	P	H
		940.83	32.96	-13.04	46	30.12	29.7	4.45	31.31	100	0	P	H
													H
													H
													H
													H
													H
													H
		39.7	24.75	-15.25	40	36.75	19.53	0.81	32.34	-	-	P	V
		101.78	27.55	-15.95	43.5	42.09	16.37	1.37	32.28	-	-	P	V
		108.57	27.01	-16.49	43.5	41.05	16.88	1.42	32.34	-	-	P	V
		235.64	27.41	-18.59	46	41.11	16.5	2.2	32.4	-	-	P	V
		353.01	23.81	-22.19	46	33.42	20.25	2.56	32.42	-	-	P	V
		473.29	31.34	-14.66	46	37.52	23.35	2.99	32.52	100	0	P	V
													V
													V
													V
													V
													V
													V
Remark	1. No other spurious found. 2. All results are PASS against limit line.												

Note symbol

*	**Fundamental Frequency** which can be ignored. However, the level of any unwanted emissions shall not exceed the level of the fundamental frequency.
!	Test result is **over limit** line.
P/A	**P**eak or **A**verage
H/V	**H**orizontal or **V**ertical

A calculation example for radiated spurious emission is shown as below:

WIFI	Note	Frequency	Level	Over	Limit	Read	Antenna	Path	Preamp	Ant	Table	Peak	Pol.
Ant.				Limit	Line	Level	Factor	Loss	Factor	Pos	Pos	Avg.	
1+2		(MHz)	(dBμV/m)	(dB)	(dBμV/m)	(dBμV)	(dB/m)	(dB)	(dB)	(cm)	(deg)	(P/A)	(H/V)
802.11b CH 01 2412MHz		2390	55.45	-18.55	74	54.51	32.22	4.58	35.86	103	308	P	H
		2390	43.54	-10.46	54	42.6	32.22	4.58	35.86	103	308	A	H

1. Path Loss(dB) = Cable loss(dB) + Filter loss(dB) + Attenuator loss(dB)
2. Level(dBμV/m) = Antenna Factor(dB/m) + Path Loss(dB) + Read Level(dBμV) - Preamp Factor(dB)
3. Over Limit(dB) = Level(dBμV/m) – Limit Line(dBμV/m)

For Peak Limit @ 2390MHz:

1. Level(dBμV/m)

= Antenna Factor(dB/m) + Path Loss(dB) + Read Level(dBμV) - Preamp Factor(dB)

= 32.22(dB/m) + 4.58(dB) + 54.51(dBμV) – 35.86 (dB)

= 55.45 (dBμV/m)

2. Over Limit(dB)

= Level(dBμV/m) – Limit Line(dBμV/m)

= 55.45(dBμV/m) – 74(dBμV/m)

= -18.55(dB)

For Average Limit @ 2390MHz:

1. Level(dBμV/m)

= Antenna Factor(dB/m) + Path Loss(dB) + Read Level(dBμV) - Preamp Factor(dB)

= 32.22(dB/m) + 4.58(dB) + 42.6(dBμV) – 35.86 (dB)

= 43.54 (dBμV/m)

2. Over Limit(dB) = Level(dBμV/m) – Limit Line(dBμV/m)

= 43.54(dBμV/m) – 54(dBμV/m)

= -10.46(dB)

Both peak and average measured complies with the limit line, so test result is "PASS".

Appendix C. Radiated Spurious Emission

Test Engineer :	Leo Lee, Mancy Chou, and Bigshow Wang	**Temperature :**	22.1~23.1°C
		Relative Humidity :	48~58%

Note symbol

-L	**Low channel location**
-R	**High channel location**

<CDD Mode>

Band 1 - 5150~5250MHz

WIFI 802.11a (Band Edge @ 3m)

WIFI	Band 1 5150~5250MHz Band Edge @ 3m	
ANT	802.11a CH36 5180MHz	
1	Horizontal	Fundamental
Peak	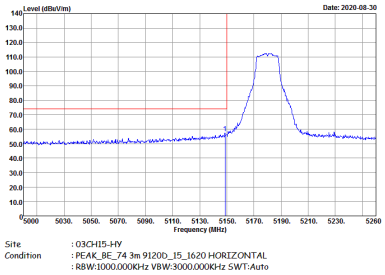	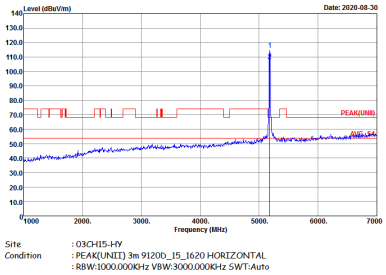
Avg.	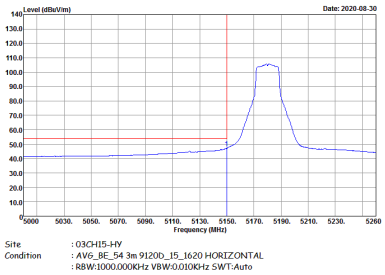	Left blank

WIFI	Band 1 5150~5250MHz Band Edge @ 3m	
ANT	802.11a CH36 5180MHz	
1	Vertical	Fundamental
Peak	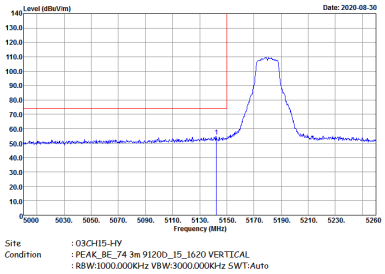	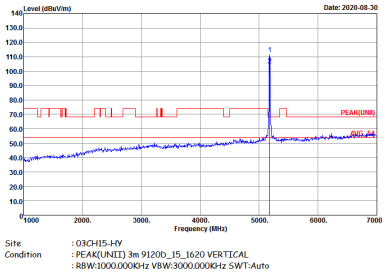
Avg.	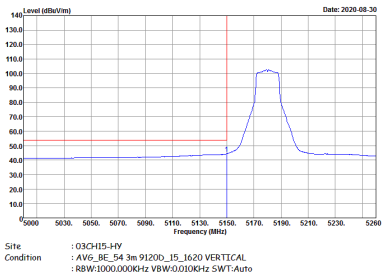	Left blank

WIFI	Band 1 5150~5250MHz Band Edge @ 3m	
ANT	802.11a CH44 5220MHz - L	
1	Horizontal	Fundamental
Peak	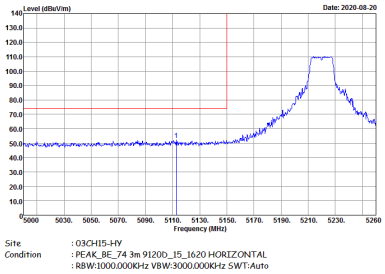	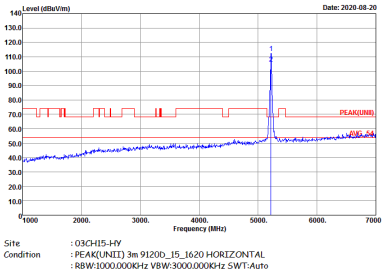
Avg.	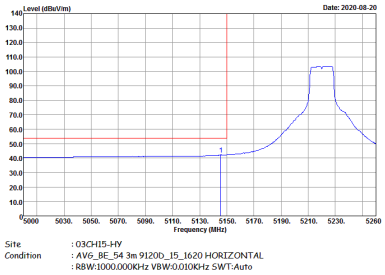	Left blank

WIFI	Band 1 5150~5250MHz Band Edge @ 3m	
ANT	802.11a CH44 5220MHz - R	
1	Horizontal	Fundamental
Peak	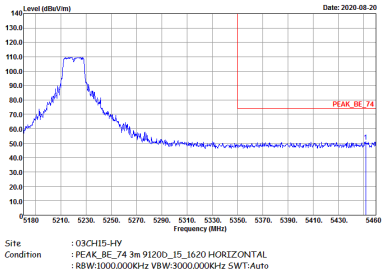	Left blank
Avg.	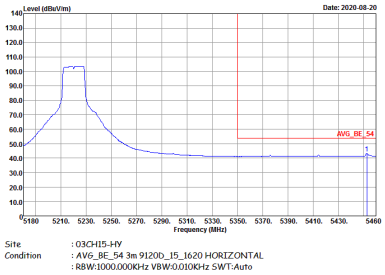	Left blank

WIFI	Band 1 5150~5250MHz Band Edge @ 3m	
ANT	802.11a CH44 5220MHz - L	
1	Vertical	Fundamental
Peak	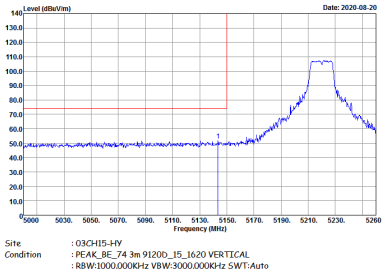	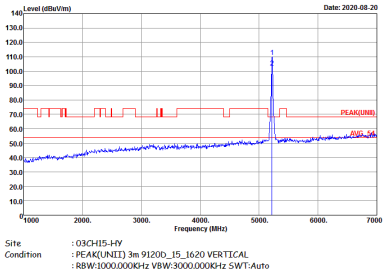
Avg.	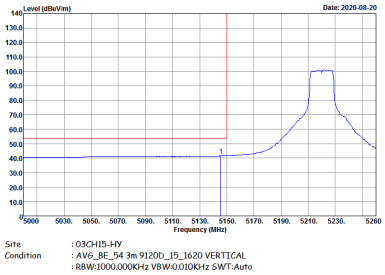	Left blank

WIFI	Band 1 5150~5250MHz Band Edge @ 3m	
ANT	802.11a CH44 5220MHz - R	
1	Vertical	Fundamental
Peak	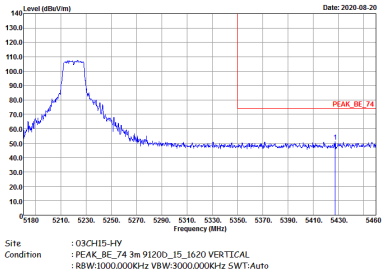	Left blank
Avg.	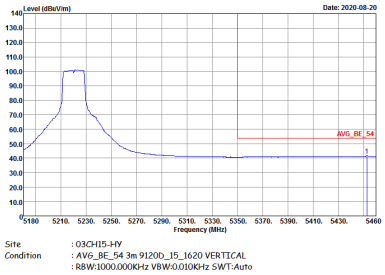	Left blank

WIFI	Band 1 5150~5250MHz Band Edge @ 3m	
ANT	802.11a CH48 5240MHz - L	
1	Horizontal	Fundamental
Peak	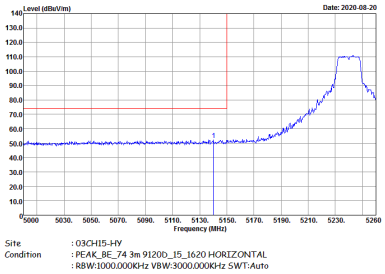	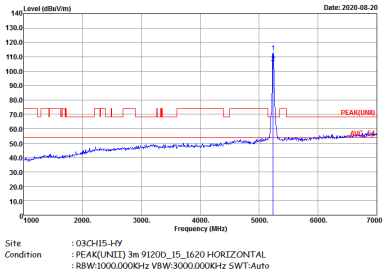
Avg.	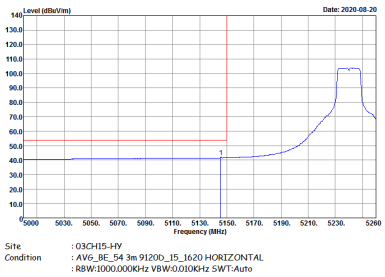	Left blank

WIFI	Band 1 5150~5250MHz Band Edge @ 3m	
ANT	802.11a CH48 5240MHz - R	
1	Horizontal	Fundamental
Peak	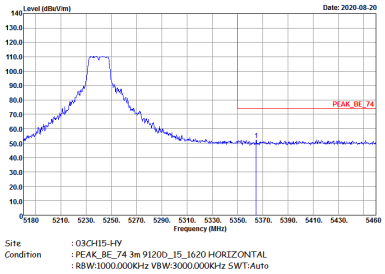	Left blank
Avg.	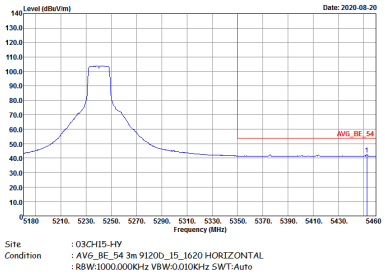	Left blank

WIFI	Band 1 5150~5250MHz Band Edge @ 3m	
ANT	802.11a CH48 5240MHz - L	
1	Vertical	Fundamental
Peak	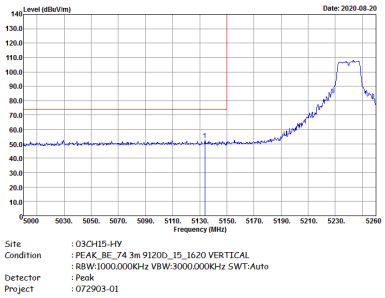	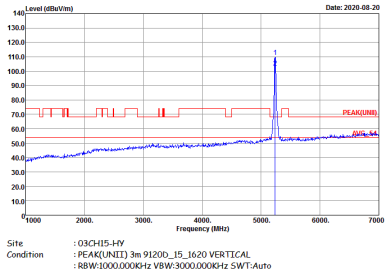
Avg.	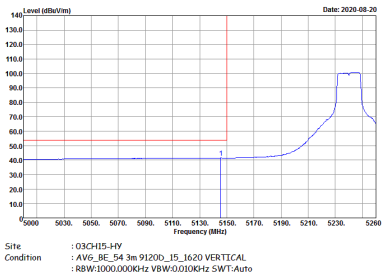	Left blank

WIFI	Band 1 5150~5250MHz Band Edge @ 3m	
ANT	802.11a CH48 5240MHz - R	
1	Vertical	Fundamental
Peak	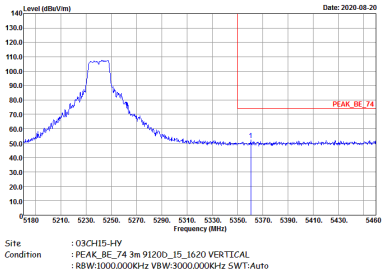	Left blank
Avg.	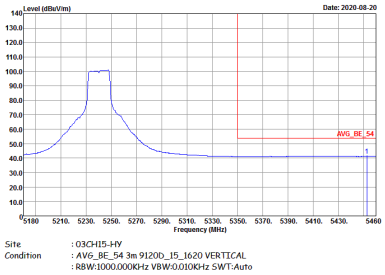	Left blank

Band 1 5150~5250MHz
WIFI 802.11n HT20 (Band Edge @ 3m)

WIFI	Band 1 5150~5250MHz Band Edge @ 3m	
ANT	802.11n HT20 CH36 5180MHz	
1	Horizontal	Fundamental
Peak	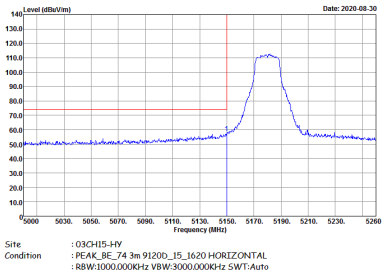	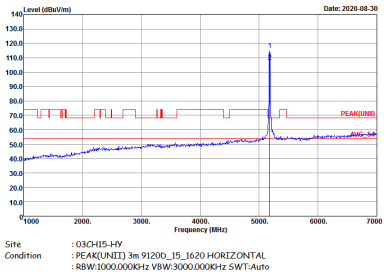
Avg.	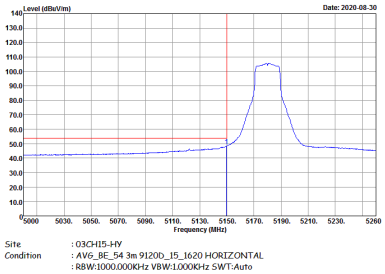	Left blank

WIFI	Band 1 5150~5250MHz Band Edge @ 3m	
ANT	802.11n HT20 CH36 5180MHz	
1	Vertical	Fundamental
Peak	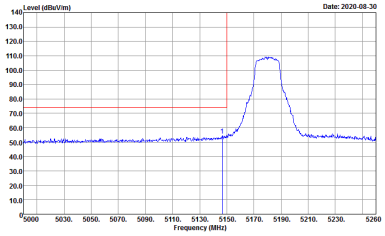	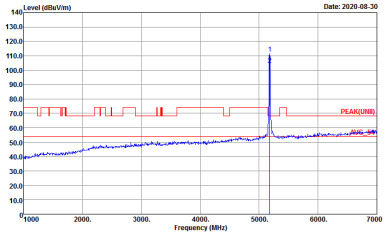
Avg.	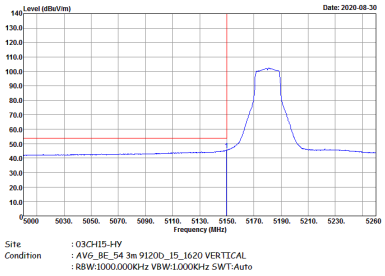	Left blank

WIFI	Band 1 5150~5250MHz Band Edge @ 3m	
ANT	802.11n HT20 CH44 5220MHz - L	
1	Horizontal	Fundamental
Peak	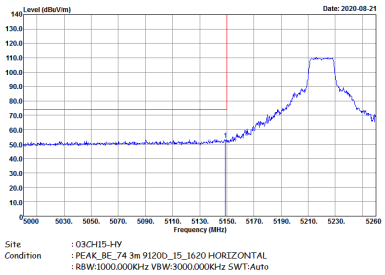	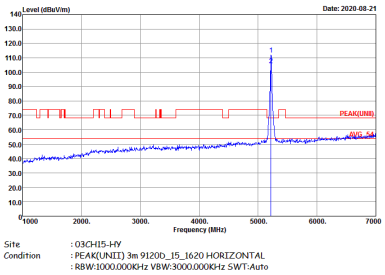
Avg.	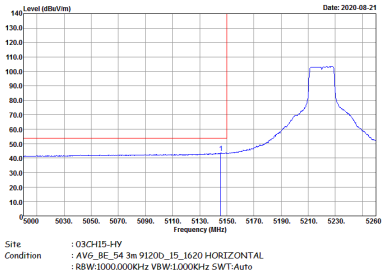	Left blank

WIFI	Band 1 5150~5250MHz Band Edge @ 3m	
ANT	802.11n HT20 CH44 5220MHz - R	
1	Horizontal	Fundamental
Peak	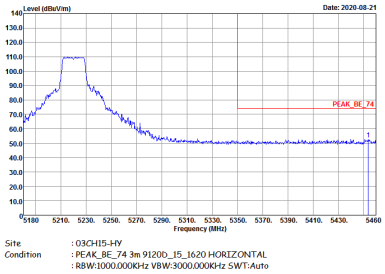	Left blank
Avg.	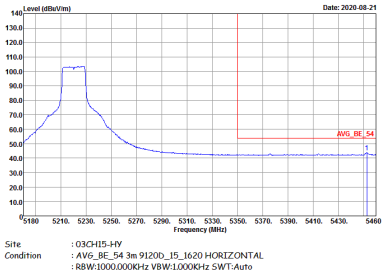	Left blank

WIFI	Band 1 5150~5250MHz Band Edge @ 3m	
ANT	802.11n HT20 CH44 5220MHz - L	
1	Vertical	Fundamental
Peak	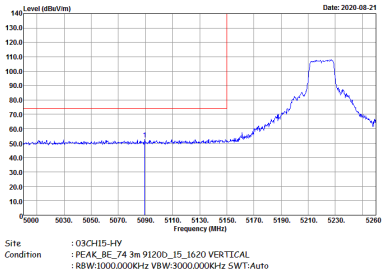	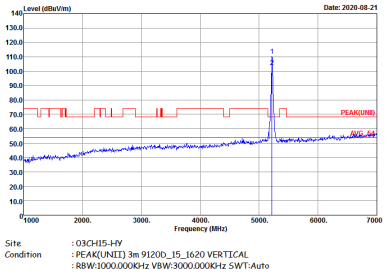
Avg.	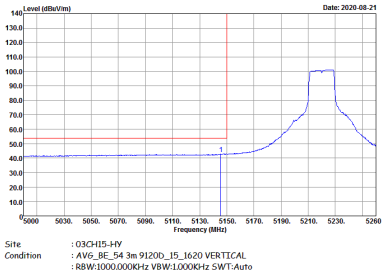	Left blank

WIFI	Band 1 5150~5250MHz Band Edge @ 3m	
ANT	802.11n HT20 CH44 5220MHz - R	
1	Vertical	Fundamental
Peak	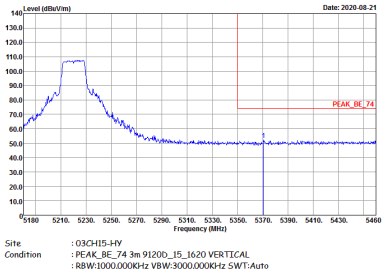	Left blank
Avg.	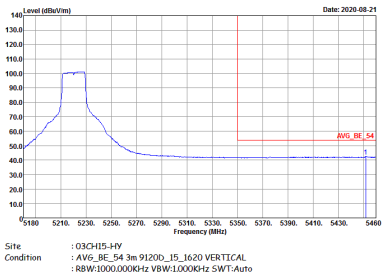	Left blank

WIFI	Band 1 5150~5250MHz Band Edge @ 3m	
ANT	802.11n HT20 CH48 5240MHz - L	
1	Horizontal	Fundamental
Peak	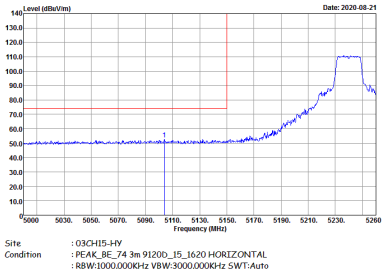	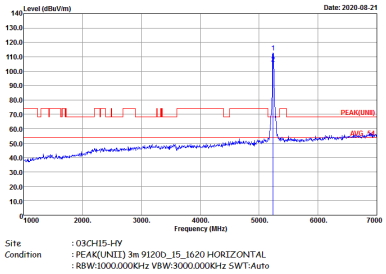
Avg.	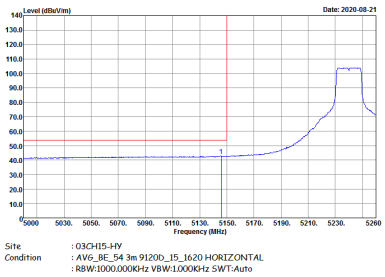	Left blank

WIFI	Band 1 5150~5250MHz Band Edge @ 3m	
ANT	802.11n HT20 CH48 5240MHz - R	
1	Horizontal	Fundamental
Peak	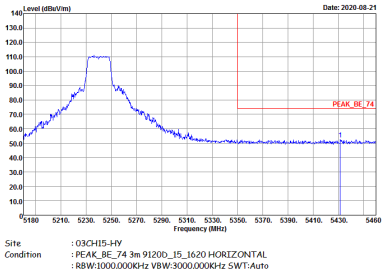	Left blank
Avg.	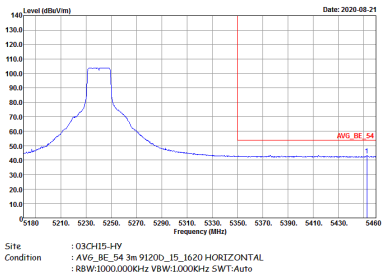	Left blank

WIFI	Band 1 5150~5250MHz Band Edge @ 3m	
ANT	802.11n HT20 CH48 5240MHz - L	
1	Vertical	Fundamental
Peak	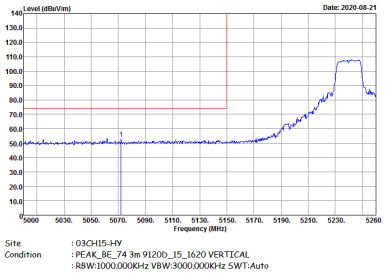	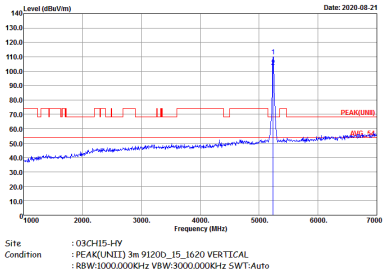
Avg.	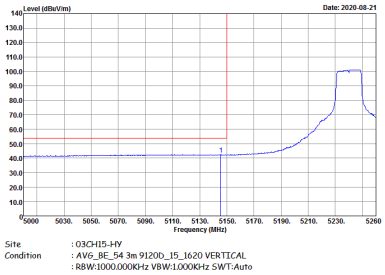	Left blank

WIFI	Band 1 5150~5250MHz Band Edge @ 3m	
ANT	802.11n HT20 CH48 5240MHz - R	
1	Vertical	Fundamental
Peak	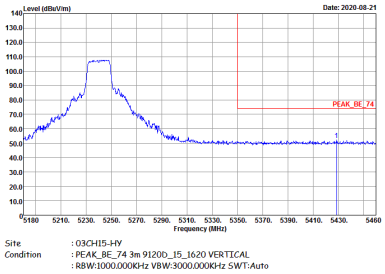	Left blank
Avg.	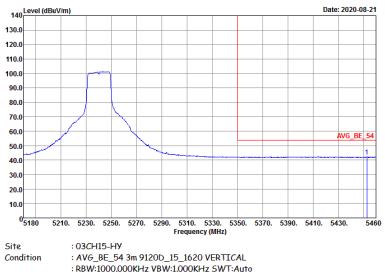	Left blank

Band 1 5150~5250MHz
WIFI 802.11n HT40 (Band Edge @ 3m)

WIFI	Band 1 5150~5250MHz Band Edge @ 3m	
ANT	802.11n HT40 CH38 5190MHz - L	
1	Horizontal	Fundamental
Peak	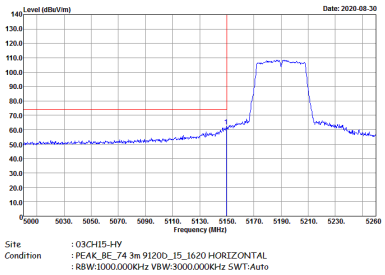	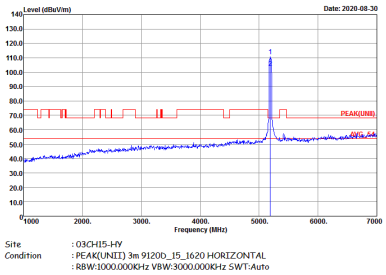
Avg.	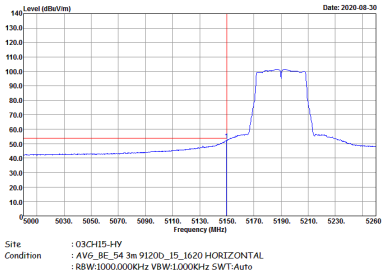	Left blank

WIFI	Band 1 5150~5250MHz Band Edge @ 3m	
ANT	802.11n HT40 CH38 5190MHz - R	
1	Horizontal	Fundamental
Peak	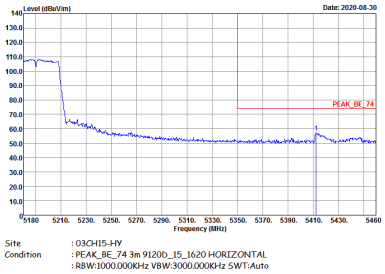	Left blank
Avg.	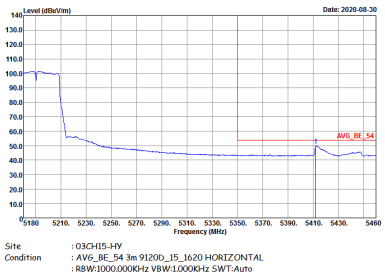	Left blank

WIFI	Band 1 5150~5250MHz Band Edge @ 3m	
ANT	802.11n HT40 CH38 5190MHz - L	
1	Vertical	Fundamental
Peak	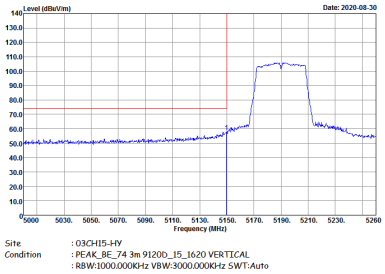	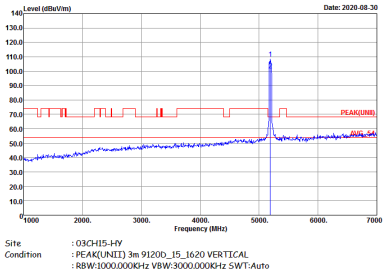
Avg.	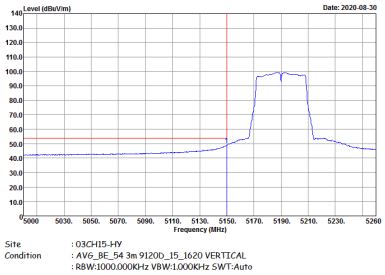	Left blank

WIFI	Band 1 5150~5250MHz Band Edge @ 3m	
ANT	802.11n HT40 CH38 5190MHz - R	
1	Vertical	Fundamental
Peak	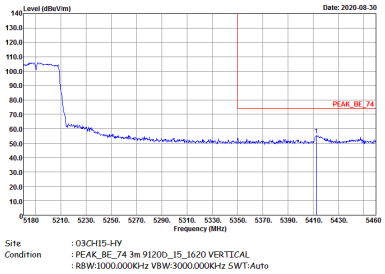	Left blank
Avg.	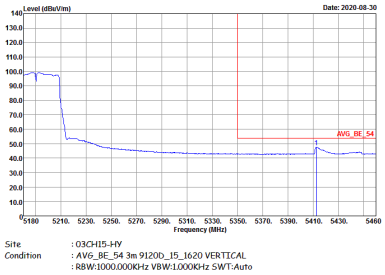	Left blank

WIFI	Band 1 5150~5250MHz Band Edge @ 3m	
ANT	802.11n HT40 CH46 5230MHz - L	
1	Horizontal	Fundamental
Peak	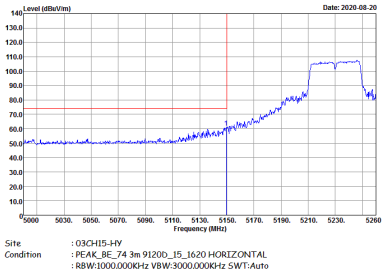	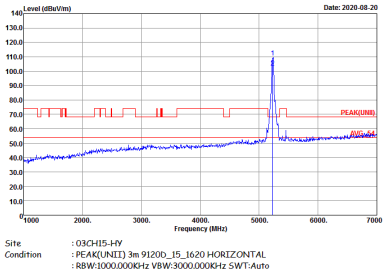
Avg.	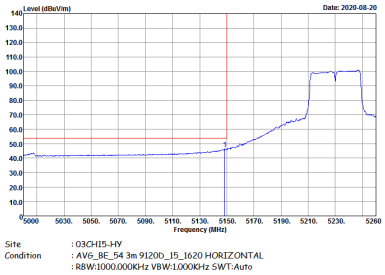	Left blank

WIFI	Band 1 5150~5250MHz Band Edge @ 3m	
ANT	802.11n HT40 CH46 5230MHz - R	
1	Horizontal	Fundamental
Peak	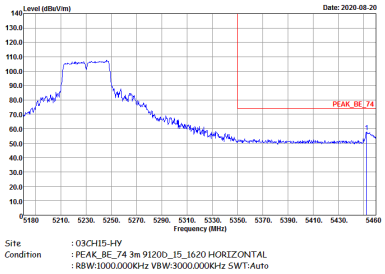	Left blank
Avg.	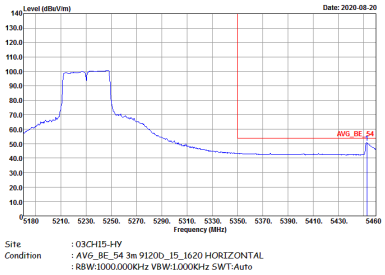	Left blank

WIFI	Band 1 5150~5250MHz Band Edge @ 3m	
ANT	802.11n HT40 CH46 5230MHz - L	
1	Vertical	Fundamental
Peak	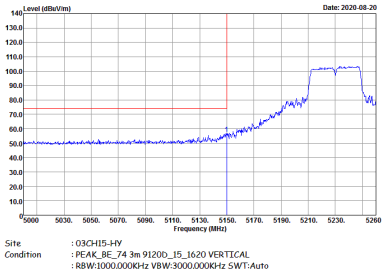	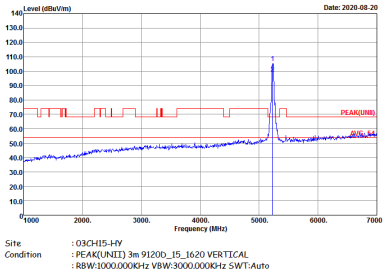
Avg.	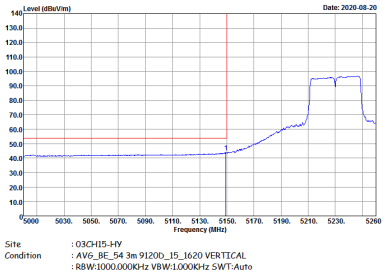	Left blank

WIFI	Band 1 5150~5250MHz Band Edge @ 3m	
ANT	802.11n HT40 CH46 5230MHz - R	
1	Vertical	Fundamental
Peak	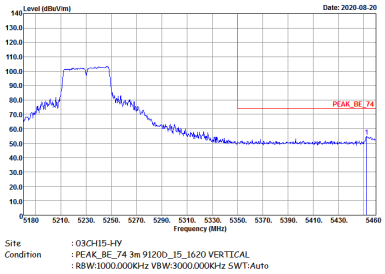	Left blank
Avg.	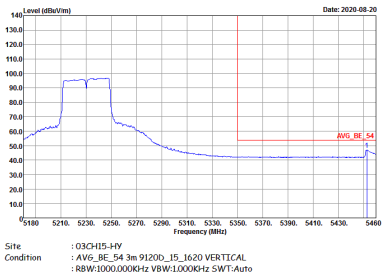	Left blank

Band 1 5150~5250MHz
WIFI 802.11ac VHT80 (Band Edge @ 3m)

WIFI	Band 1 5150~5250MHz Band Edge @ 3m	
ANT	802.11ac VHT80 CH42 5210MHz - L	
1	Horizontal	Fundamental
Peak	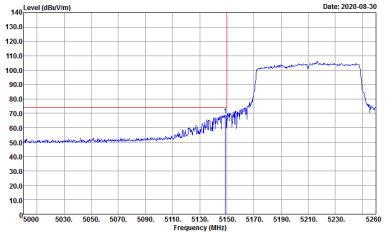	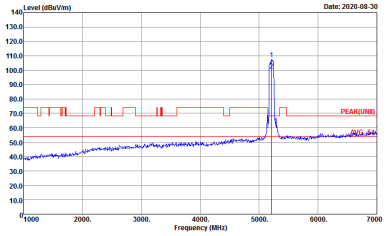
Avg.	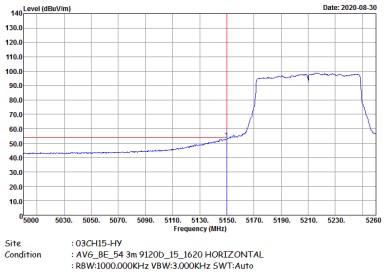	Left blank

WIFI	Band 1 5150~5250MHz Band Edge @ 3m	
ANT	802.11ac VHT80 CH42 5210MHz - R	
1	Horizontal	Fundamental
Peak	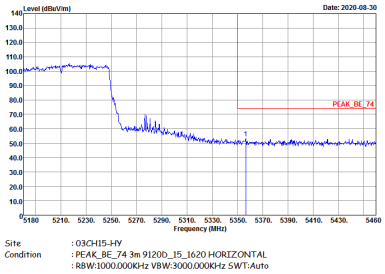	Left blank
Avg.	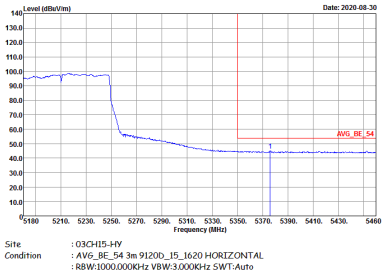	Left blank

WIFI	Band 1 5150~5250MHz Band Edge @ 3m	
ANT	802.11ac VHT80 CH42 5210MHz - L	
1	Vertical	Fundamental
Peak	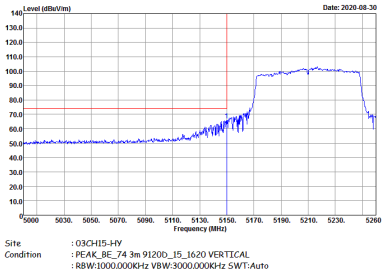	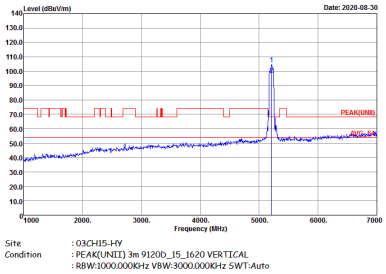
Avg.	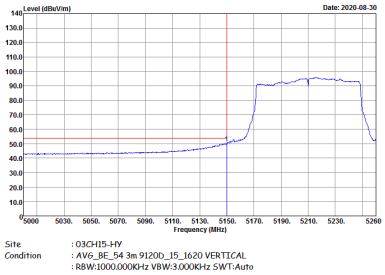	Left blank

WIFI	Band 1 5150~5250MHz Band Edge @ 3m	
ANT	802.11ac VHT80 CH42 5210MHz - R	
1	Vertical	Fundamental
Peak	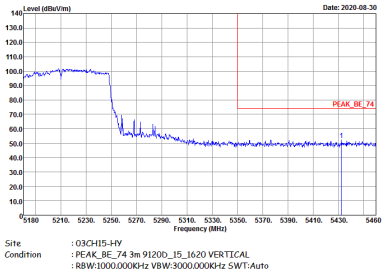	Left blank
Avg.	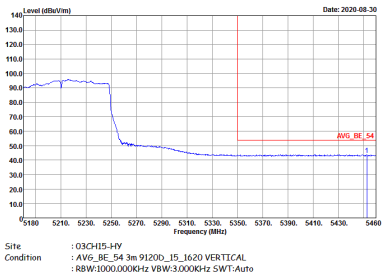	Left blank

Band 1 - 5150~5250MHz

WIFI 802.11a (Harmonic @ 3m)

WIFI	Band 1 5150~5250MHz Harmonic @ 3m	
ANT	802.11a CH36 5180MHz	
1	Horizontal	Vertical
Peak Avg.	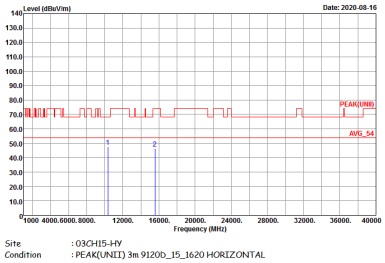	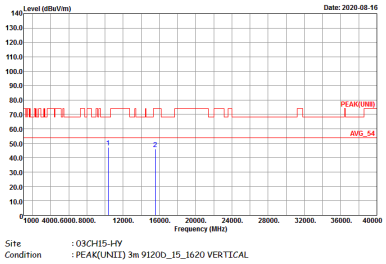

WIFI	Band 1 5150~5250MHz Harmonic @ 3m	
ANT	802.11a CH44 5220MHz	
1	Horizontal	Vertical
Peak Avg.	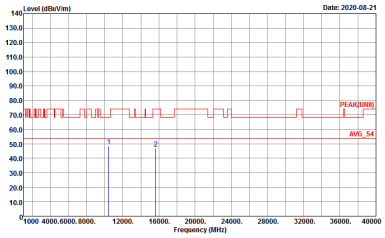	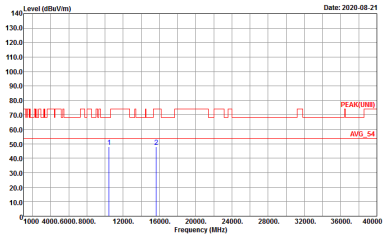

WIFI	Band 1 5150~5250MHz Harmonic @ 3m	
ANT	802.11a CH48 5240MHz	
1	Horizontal	Vertical
Peak Avg.	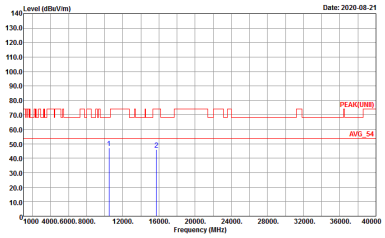	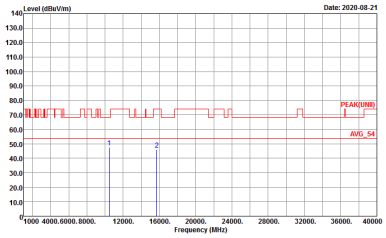

Band 1 5150~5250MHz

WIFI 802.11n HT20 (Harmonic @ 3m)

WIFI	Band 1 5150~5250MHz Harmonic @ 3m	
ANT	802.11n HT20 CH36 5180MHz	
1	Horizontal	Vertical
Peak Avg.	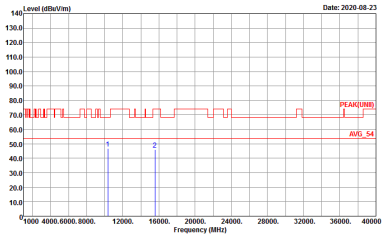 Site : 03CH15-HY Condition : PEAK(UNII) 3m 9120D_15_1620 HORIZONTAL	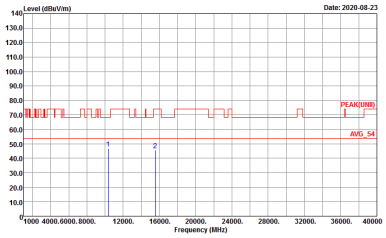 Site : 03CH15-HY Condition : PEAK(UNII) 3m 9120D_15_1620 VERTICAL

WIFI	Band 1 5150~5250MHz Harmonic @ 3m	
ANT	802.11n HT20 CH44 5220MHz	
1	Horizontal	Vertical
Peak Avg.	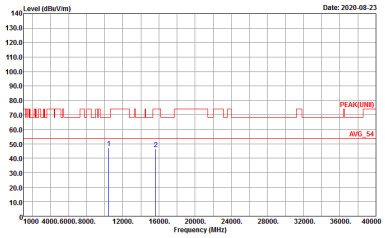	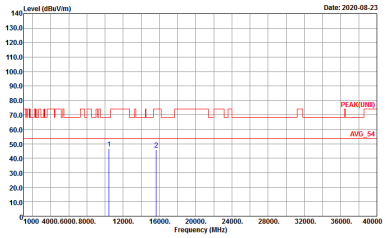

WIFI	Band 1 5150~5250MHz Harmonic @ 3m	
ANT	802.11n HT20 CH48 5240MHz	
1	Horizontal	Vertical
Peak Avg.	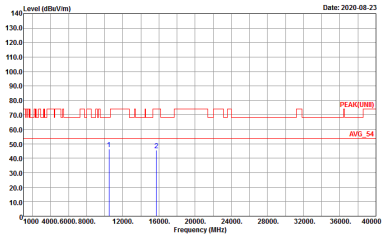	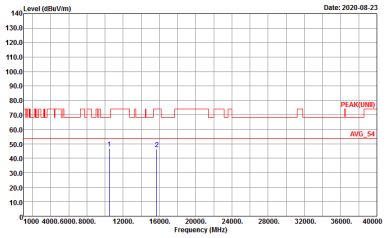

Band 1 5150~5250MHz

WIFI 802.11n HT40 (Harmonic @ 3m)

WIFI	Band 1 5150~5250MHz Harmonic @ 3m	
ANT	802.11n HT40 CH38 5190MHz	
1	Horizontal	Vertical
Peak Avg.	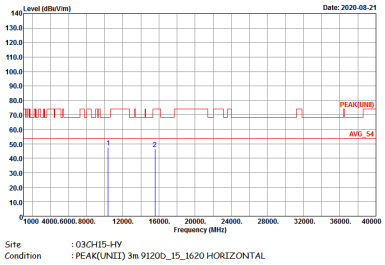	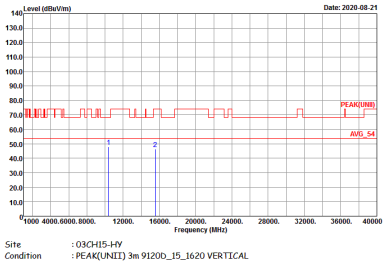

WIFI	Band 1 5150~5250MHz Harmonic @ 3m	
ANT	802.11n HT40 CH46 5230MHz	
1	Horizontal	Vertical
Peak Avg.	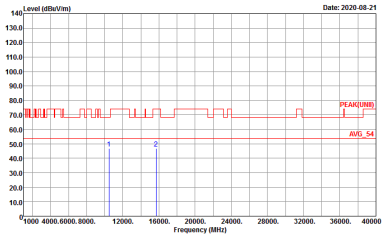	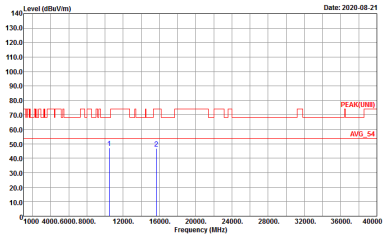

Band 1 5150~5250MHz

WIFI 802.11ac VHT80 (Harmonic @ 3m)

WIFI	Band 1 5150~5250MHz Harmonic @ 3m	
ANT	802.11ac VHT80 CH42 5210MHz	
1	Horizontal	Vertical
Peak Avg.	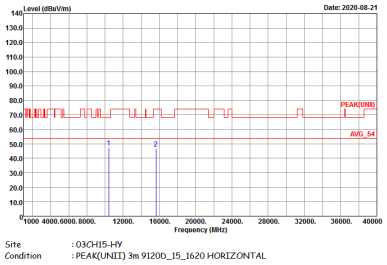	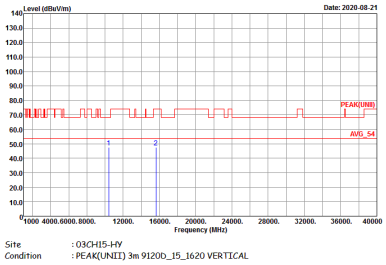

Band 2 - 5250~5350MHz

WIFI 802.11a (Band Edge @ 3m)

WIFI	Band 2 5250~5350MHz Band Edge @ 3m	
ANT	802.11a CH52 5260MHz - L	
1	Horizontal	Fundamental
Peak	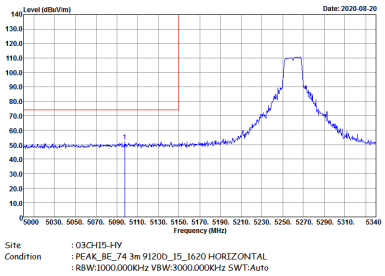	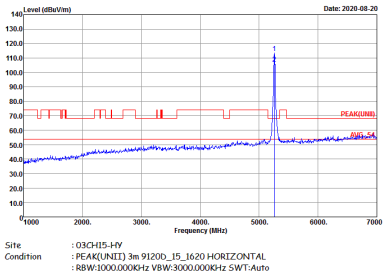
Avg.	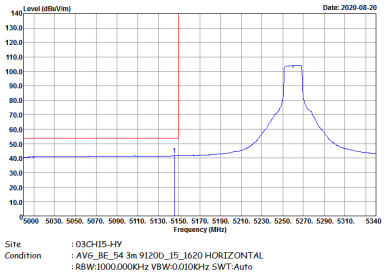	Left blank

WIFI	Band 2 5250~5350MHz Band Edge @ 3m	
ANT	802.11a CH52 5260MHz - R	
1	Horizontal	Fundamental
Peak	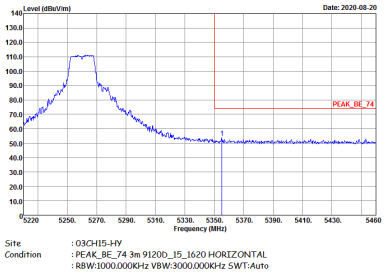	Left blank
Avg.	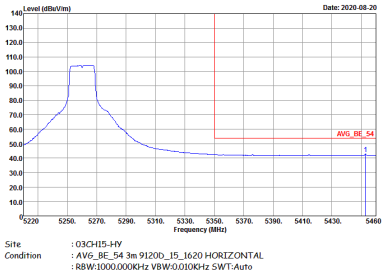	Left blank

WIFI	Band 2 5250~5350MHz Band Edge @ 3m	
ANT	802.11a CH52 5260MHz - L	
1	Vertical	Fundamental
Peak	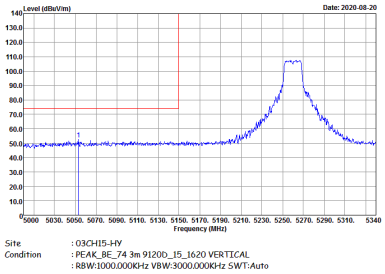	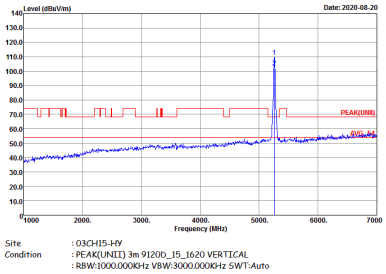
Avg.	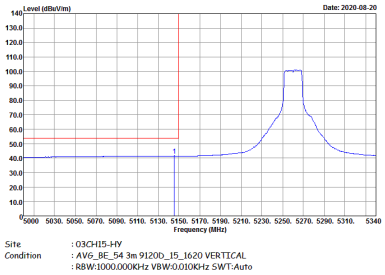	Left blank

WIFI	Band 2 5250~5350MHz Band Edge @ 3m	
ANT	802.11a CH52 5260MHz - R	
1	Vertical	Fundamental
Peak	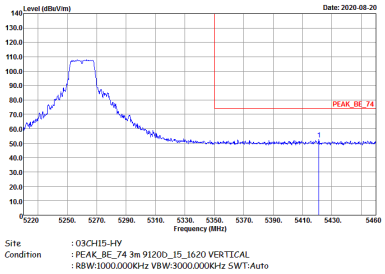	Left blank
Avg.	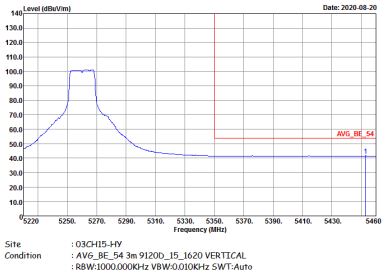	Left blank

WIFI	Band 2 5250~5350MHz Band Edge @ 3m	
ANT	802.11a CH60 5300MHz - L	
1	Horizontal	Fundamental
Peak	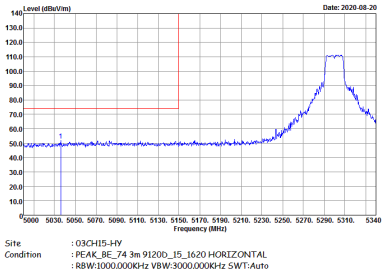	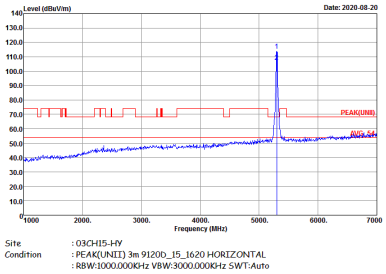
Avg.	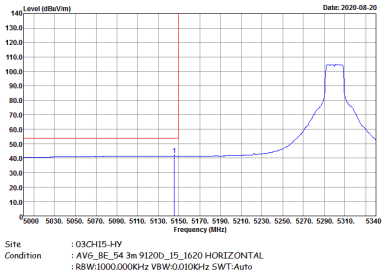	Left blank

WIFI	Band 2 5250~5350MHz Band Edge @ 3m	
ANT	802.11a CH60 5300MHz - R	
1	Horizontal	Fundamental
Peak	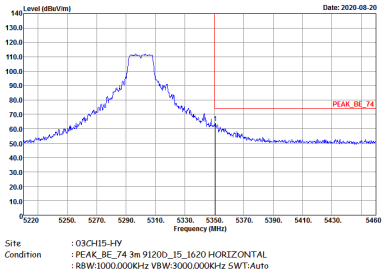	Left blank
Avg.	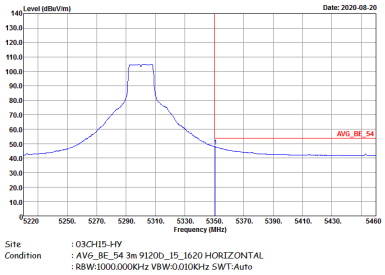	Left blank

WIFI	Band 2 5250~5350MHz Band Edge @ 3m	
ANT	802.11a CH60 5300MHz - L	
1	Vertical	Fundamental
Peak	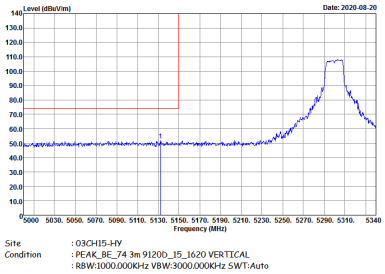	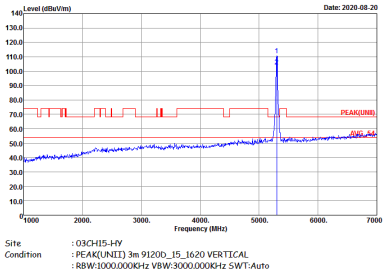
Avg.	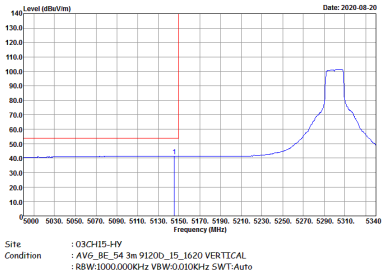	Left blank

WIFI	Band 2 5250~5350MHz Band Edge @ 3m	
ANT	802.11a CH60 5300MHz - R	
1	Vertical	Fundamental
Peak	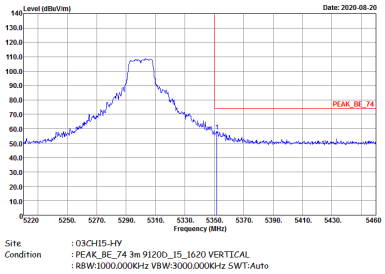	Left blank
Avg.	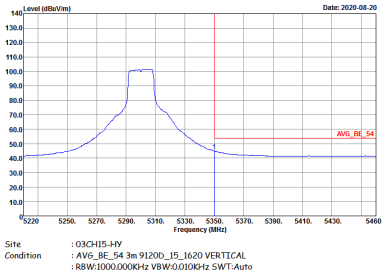	Left blank