FCC RADIO TEST REPORT

FCC ID	:	UZ7ET65WW
Equipment	:	Tablet
Brand Name	:	Zebra
Model Name	:	ET65WW
Applicant	:	Zebra Technologies Corporation 3 Overlook Point, Lincolnshire, IL 60069 USA
Manufacturer	:	Zebra Technologies Corporation 3 Overlook Point, Lincolnshire, IL 60069 USA
Standard	:	FCC 47 CFR Part 2, 22(H), 24(E), 27, Part 90(R), Part 90(S)

The product was received on Jul. 15, 2024 and testing was performed from Jul. 31, 2024 to Aug. 24, 2024. We, Sporton International Inc. EMC & Wireless Communications Laboratory, would like to declare that the tested sample has been evaluated in accordance with the test procedures and has been in compliance with the applicable technical standards.

The test results in this partial report apply exclusively to the tested model / sample. Without written approval from Sporton International Inc. EMC & Wireless Communications Laboratory, the test report shall not be reproduced except in full.

Louis Wu

Approved by: Louis Wu

Sporton International Inc. EMC & Wireless Communications Laboratory
No. 52, Huaya 1st Rd., Guishan Dist., Taoyuan City 333, Taiwan (R.O.C.)

Table of Contents

History of this test report **3**
Summary of Test Result **4**
1 General Description **6**
1.1 Product Feature of Equipment Under Test 6
1.2 Product Specification of Equipment Under Test 7
1.3 Modification of EUT 9
1.4 Testing Location 10
1.5 Applicable Standards 10
2 Test Configuration of Equipment Under Test **11**
2.1 Test Mode 11
2.2 Connection Diagram of Test System 12
2.3 Support Unit used in test configuration and system 12
2.4 Frequency List of Low/Middle/High Channels 13
3 Conducted Test Items **24**
3.1 Measuring Instruments 24
3.2 Conducted Output Power and ERP/EIRP 25
4 Radiated Test Items **26**
4.1 Measuring Instruments 26
4.2 Radiated Spurious Emission Measurement 28
5 List of Measuring Equipment **29**
6 Measurement Uncertainty **30**
Appendix A. Test Results of Conducted Test
Appendix B. Test Results of Radiated Test
Appendix C. Test Setup Photographs

History of this test report

Report No.	Version	Description	Issue Date
FG471511C	01	Initial issue of report	Sep. 30, 2024

Summary of Test Result

Report Clause	Ref Std. Clause	Test Items	Result (PASS/FAIL)	Remark
3.2	§2.1046	Conducted Output Power	Pass	-
	§22.913 (a)(5) §90.635	Effective Radiated Power (n5) (n26)	Pass	
	§27.50 (b)(10) §27.50 (c)(10)	Effective Radiated Power (n12) (n13) (n71)		
	§24.232 (c) §27.50 (h)(2)	Equivalent Isotropic Radiated Power (n2) (n25) (n7) (n38) (n41)		
	§27.50 (d)(4)	Equivalent Isotropic Radiated Power (n66)		
	§27.50 (a)(3)	Effective Isotropic Radiated Power (n30)		
	§90.542 (a)(7)	Effective Radiated Power (n14)		
	§27.50 (j)(3)	Equivalent Isotropic Radiated Power (n77) (n78)		
	§27.50 (k)(3)	Equivalent Isotropic Radiated Power (n77) (n78)		
4.2	§2.1053 §22.917 (a) §24.238 (a) §27.53 (c)(2) §27.53 (f) §27.53 (g) §27.53 (h) §90.691	Radiated Spurious Emission (n2) (n5) (n12) (n13) (n25) (n26) (n66) (n71)	Pass	14.12 dB under the limit at 9240.00 MHz
	§2.1051 §27.53 (m)(4)	Radiated Spurious Emission (n7) (n38) (n41)		
	§2.1053 §27.53 (a)(4)	Radiated Spurious Emission (n30)		
	§2.1053 §90.543 (e)(3) §90.543 (f)	Radiated Spurious Emission (n14)		
	§2.1051 §27.53 (l)(2)	Radiated Spurious Emission (n77) (n78)		
	§2.1053 §27.53 (n)(2)	Radiated Spurious Emission (n77) (n78)		

Remark:

1. For host device, Radiated Spurious Emission, Effective Radiated Power and Equivalent Isotropic Radiated Power are verified and comply with the limit in this test report.
2. For host device, the Conducted Output Power is no difference after compared to module (Model: RM520N-GL)

Conformity Assessment Condition:
1. The test results (PASS/FAIL) with all measurement uncertainty excluded are presented against the regulation limits or in accordance with the requirements stipulated by the applicant/manufacturer who shall bear all the risks of non-compliance that may potentially occur if measurement uncertainty is taken into account. 2. The measurement uncertainty please refer to each test result in the section “Measurement Uncertainty”.
Disclaimer:
The product specifications of the EUT presented in the test report that may affect the test assessments are declared by the manufacturer who shall take full responsibility for the authenticity.

Reviewed by: Keven Cheng

Report Producer: Ming Chen

1 General Description

1.1 Product Feature of Equipment Under Test

Product Feature	
Equipment	Tablet
Brand Name	Zebra
Model Name	ET65WW
FCC ID	UZ7ET65WW
EUT supports Radios application	WCDMA/HSPA/LTE/5G NR/NFC WLAN 11a/b/g/n HT20/HT40 WLAN 11ac VHT20/VHT40/VHT80/VHT160 WLAN 11ax HE20/HE40/HE80/HE160 WLAN 11be EHT20/ EHT40/ EHT80/EHT160/EHT320 Bluetooth BR/EDR/LE
HW Version	EV
SW Version	Windows 11 PRO
MFD	10JUL24
EUT Stage	Identical Prototype

Remark: The EUT's information above is declared by manufacturer.

Specification of Accessories				
Adaptor with CLA cable	**Brand Name**	FSP	**Model Number**	FSP045-A2BR3
Power Cord	**Brand Name**	Zebra	**Part Number**	1411-01X5000
Battery 1	**Brand Name**	ZEBRA	**Model Number**	BT-000484
Battery 2	**Brand Name**	ZEBRA	**Model Number**	BT-000484A
Expansion pack	**Brand Name**	Zebra	**Model Number**	ET60WW-0S6DPS00A1-00

SKU List					
	SKU1	**SKU2**	**SKU3**	**SKU5**	**SKU6**
OS	Pro	Pro	Pro	Pro	Pro
CPU	i7 Vpro	i7 Non Vpro	i5 Vpro	i5 Non Vpro	i5 Non Vpro
Memory	32G RAM	32G RAM	16G RAM	16G RAM	8G RAM
DDR Vendor	Hynix	Hynix	Samsung	Hynix	Hynix
STORAGE	512GB	512GB	256GB	256GB	128GB
TPM (Touch Sensor)	Sigmasense	Sigmasense	Sigmasense	Sigmasense	Sigmasense
WWAN	YES	YES	YES	YES	YES
WLAN + BT	YES	YES	YES	YES	YES
BCR	YES	YES	No	No	No
FPR	YES	No	No	No	Yes
Panel	Standard	Standard	Standard	Standard	Standard
Sensors	Standard	Standard	Standard	Standard	Standard
Battery	Standard	Standard	Standard	Standard	Standard
NFC	Yes	Yes	Yes	Yes	Yes
RS232/RJ45 (PWB)	Yes	Yes	Yes	Yes	Yes

1.2 Product Specification of Equipment Under Test

Product Specification is subject to this standard	
Tx Frequency	5G NR n2: 1852.5 MHz ~ 1907.5 MHz 5G NR n5: 826.5 MHz ~ 846.5 MHz 5G NR n7: 2502.5 MHz ~ 2567.5 MHz 5G NR n12: 701.5 MHz ~ 713.5 MHz 5G NR n13: 779.5 MHz ~ 784.5 MHz 5G NR n14: 790.5 ~ 795.5 MHz 5G NR n25: 1852.5 MHz ~ 1912.5 MHz 5G NR n26 (Part22H): 826.5 MHz ~ 846.5 MHz 5G NR n26 (Part90S): 816.5 MHz ~ 821.5 MHz 5G NR n30: 2307.5 MHz ~ 2312.5 MHz 5G NR n38: 2575 MHz ~ 2615 MHz 5G NR n41: 2506.02 MHz ~ 2685.00 MHz 5G NR n66: 1712.5 MHz ~ 1777.5 MHz 5G NR n70: 1697.5 MHz ~ 1707.5 MHz 5G NR n71: 665.5 MHz ~ 695.5 MHz 5G NR n77 (Part27O): 3705 MHz ~ 3975 MHz 5G NR n78 (Part27O): 3705 MHz ~ 3795 MHz 5G NR n77 (Part27Q): 3455.01 MHz ~ 3544.98 MHz 5G NR n78 (Part27Q): 3455.01 MHz ~ 3544.98 MHz
Rx Frequency	5G NR n2: 1932.5 MHz ~ 1987.5 MHz 5G NR n5: 871.5 MHz ~ 891.5 MHz 5G NR n7: 2622.5 MHz ~ 2687.5 MHz 5G NR n12: 731.5 MHz ~ 743.5 MHz 5G NR n13: 748.5 MHz ~ 753.5 MHz 5G NR n14: 760.5 ~ 765.5 MHz 5G NR n25: 1932.5 MHz ~ 1992.5 MHz 5G NR n26 (Part22H): 861.5 MHz ~ 891.5 MHz 5G NR n26 (Part90S): 861.5 MHz ~ 866.5 MHz 5G NR n30: 2352.5 MHz ~ 2357.5 MHz 5G NR n38: 2575 MHz ~ 2615 MHz 5G NR n41: 2506.02 MHz ~ 2685.00 MHz 5G NR n66: 2112.5 MHz ~ 2197.5 MHz 5G NR n70: 1997.5 MHz ~ 2017.5 MHz 5G NR n71: 619.5 MHz ~ 649.5 MHz 5G NR n77 (Part27O): 3705 MHz ~ 3975 MHz 5G NR n78 (Part27O): 3705 MHz ~ 3795 MHz 5G NR n77 (Part27Q): 3455.01 MHz ~ 3544.98 MHz 5G NR n78 (Part27Q): 3455.01 MHz ~ 3544.98 MHz

Product Specification is subject to this standard	
Bandwidth	5G NR n2: 5MHz / 10MHz / 15MHz / 20MHz 5G NR n5: 5MHz / 10MHz / 15MHz / 20MHz 5G NR n7: 5MHz / 10MHz / 15MHz / 20MHz / 25MHz / 30MHz / 40MHz 5G NR n12: 5MHz / 10MHz / 15MHz 5G NR n13: 5MHz / 10MHz 5G NR n14: 5MHz / 10MHz 5G NR n25: 5MHz / 10MHz / 15MHz / 20MHz / 25MHz / 30MHz / 40MHz 5G NR n26: 5MHz / 10MHz / 15MHz / 20MHz 5G NR n30: 5MHz / 10MHz 5G NR n38: 10MHz / 15MHz / 20MHz / 30MHz / 40MHz 5G NR n41: 20MHz / 30MHz / 40MHz / 50MHz / 60MHz / 70MHz / 80MHz / 90MHz / 100MHz 5G NR n66: 5MHz / 10MHz / 15MHz / 20MHz / 30MHz / 40MHz 5G NR n70: 5MHz / 10MHz / 15MHz 5G NR n71: 5MHz / 10MHz / 15MHz / 20MHz 5G NR n77: 10MHz / 15MHz / 20MHz / 30MHz / 40MHz / 50MHz / 60MHz / 70MHz / 80MHz / 90MHz / 100MHz 5G NR n78: 10MHz / 15MHz / 20MHz / 30MHz / 40MHz / 50MHz / 60MHz / 70MHz / 80MHz / 90MHz / 100MHz
Maximum Output Power to Antenna	**<SISO Mode>:** 5G NR n2: 23.87 dBm 5G NR n5: 24.07 dBm 5G NR n7: 24.08 dBm 5G NR n12: 24.55 dBm 5G NR n13: 23.88 dBm 5G NR n14: 23.82 dBm 5G NR n25: 24.05 dBm 5G NR n26 : 24.22 dBm for Part22H 5G NR n26 : 24.26 dBm for Part90S 5G NR n30: 21.87 dBm 5G NR n38: 24.00 dBm 5G NR n41: 26.44 dBm for HPUE 5G NR n66: 24.19 dBm 5G NR n70: 23.05 dBm 5G NR n71: 24.23 dBm 5G NR n77: 26.55 dBm for Part27O HPUE 5G NR n78: 26.31 dBm for Part27O HPUE 5G NR n77: 26.45 dBm for Part27Q HPUE 5G NR n78: 26.40 dBm for Part27Q HPUE **<MIMO Mode>** 5G NR n41: 25.04 dBm 5G NR n77: 25.46 dBm for Part27O HPUE 5G NR n78: 24.76 dBm for Part27O HPUE 5G NR n77: 25.39 dBm for Part27Q HPUE 5G NR n78: 25.28 dBm for Part27Q HPUE

Product Specification is subject to this standard	
Antenna Type	Fixed Internal Antenna
Antenna Gain	5G NR n2: 3.4 dBi 5G NR n5: -2.1 dBi 5G NR n7: -0.19 dBi 5G NR n12: -0.94 dBi 5G NR n13: -1.88 dBi 5G NR n14: -2.2 dBi 5G NR n25: 3.4 dBi 5G NR n26 : -2.1 dBi 5G NR n30: 0.73 dBi 5G NR n38: -0.58 dBi 5G NR n41: 0.31 dBi 5G NR n66: 1.04 dBi 5G NR n70: 0.64 dBi 5G NR n71: 0.82 dBi 5G NR n77: 1.24 dBi 5G NR n78: 0.72 dBi
Type of Modulation	PI/2 BPSK / QPSK / 16QAM / 64QAM / 256QAM

Support band and evaluated information	
Supported band	n2, n5, n7, n12, n13, n14, n25, n26, n30, n38, n41 ,n66, n70,n71,n77,n78
Evaluated and Tested band	n2, n5, n7, n12, n13, n14, n25, n26, n30, n38, n41 ,n66, n70,n71,n77,n78

FDD/TDD band Power Class				
	SISO PC3	**SISO PC2**	**MIMO PC3**	**MIMO PC2**
N2	V			
N5	V			
N7	V			
N12	V			
N13	V			
N14	V			
N25	V			
N26	V			
N30	V			
N38	V		V	
N41	V	V	V	V
N66	V			
N70	V			
N71	V			
N77	V	V	V	V
N78	V	V	V	V

1.3 Modification of EUT

No modifications made to the EUT during the testing.

1.4 Testing Location

Test Site	Sporton International Inc. EMC & Wireless Communications Laboratory
Test Site Location	No.52, Huaya 1st Rd., Guishan Dist., Taoyuan City 333
Test Site No.	**Sporton Site No.**
	TH03-HY
Test Engineer	Hank Chen
Temperature (℃)	20.1~22.2
Relative Humidity (%)	50.3~57.8

Test Site	Sporton International Inc. Wensan Laboratory
Test Site Location	No.58, Aly. 75, Ln. 564, Wenhua 3rd, Rd., Guishan Dist., Taoyuan City 333010
Test Site No.	**Sporton Site No.**
	03CH22HY (TAF Code: 3786)
Test Engineer	Fred and Karl Hou
Temperature (℃)	20.5~21.4
Relative Humidity (%)	54.5~63.1
Remark	The Radiated Spurious Emission test item subcontracted to Sporton International Inc. Wensan Laboratory.

Note: The test site complies with ANSI C63.4 2014 requirement.

FCC Designation No.: TW1190 and TW3786

1.5 Applicable Standards

According to the specifications declared by the manufacturer, the EUT must comply with the requirements of the following standards:

- ANSI C63.26-2015
- FCC 47 CFR Part 2, 22(H), 24(E), 27, Part 90(R), Part 90(S)
- FCC KDB 971168 D01 Power Meas. License Digital Systems v03r01
- FCC KDB 412172 D01 Determining ERP and EIRP v01r01
- FCC KDB 414788 D01 Radiated Test Site v01r01.
- FCC KDB 662911 D01 Multiple Transmitter Output v02r01.

Remark:

1. All the test items were validated and recorded in accordance with the standards without any modification during the testing.
2. The TAF code is not including all the FCC KDB listed without accreditation.

2 Test Configuration of Equipment Under Test

2.1 Test Mode

Antenna port conducted and radiated test items listed below are performed according to KDB 971168 D01 Power Meas. License Digital Systems v03r01 with maximum output power.

For radiated measurement, the measured emission level of the EUT was maximized by rotating the EUT on a turntable, adjusting the orientation of the EUT and EUT antenna in three orthogonal axis (X: flat, Y: portrait, Z: landscape)and adjusting the measurement antenna orientation, following C63.26 exploratory test procedures and only the worst case emissions were reported in this report..

5G NR N2/N5/N7/N12/N13/N14/N25/N26/N30/N38/N41/N66/N70/N71/N77/N78 SISO Mode

Modulation Type	Modulation	Modulation Type	Modulation
A	DFT-s-OFDM pi/2 BPSK	N/A	N/A
B	DFT-s-OFDM QPSK	F	CP-OFDM QPSK
C	DFT-s-OFDM 16QAM	G	CP-OFDM 16QAM
D	DFT-s-OFDM 64QAM	H	CP-OFDM 64QAM
E	DFT-s-OFDM 256QAM	I	CP-OFDM 256QAM

Test Item	Modulation Type	Bandwidth	RB Size	Channel
Conducted Power	A, B, C, D, E	All	1, Half, Full	L, M, H
EIRP	A, B, C, D, E	All	1, Half, Full	L, M, H
RSE	A	Maximum or less	Inner_1RB	L, M, H

Remark:
1. Evaluated all the transmitter signal and reporting worst-case configuration among all modulation types.
2. The device is investigated from 30MHz to 10 times of fundamental signal for radiated spurious emission test under different RB size/offset and modulations in exploratory test. Subsequently, only the worst-case emissions are reported.

2.2 Connection Diagram of Test System

<EUT with Adapter>

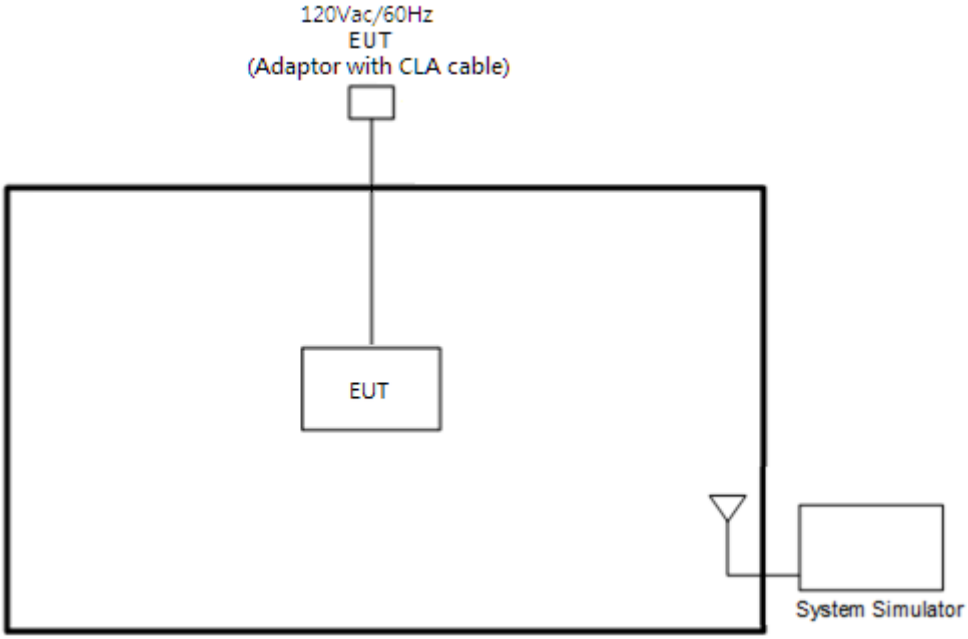

<EUT without Accessory>

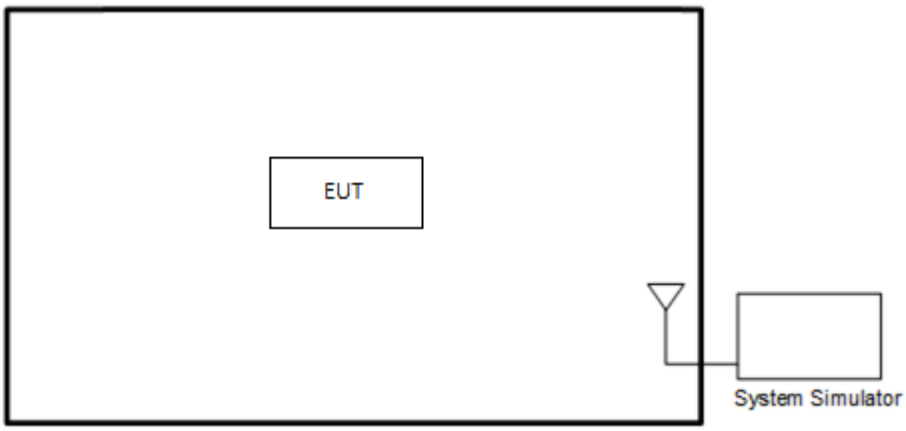

2.3 Support Unit used in test configuration and system

Item	Equipment	Brand Name	Model No.	FCC ID	Data Cable	Power Cord
1.	5G Wireless Test Platform	Anritsu	MT8000A	N/A	N/A	Unshielded, 1.8 m
2.	System Simulator	Anritsu	MT8821C	N/A	N/A	Unshielded, 1.8 m

2.4 Frequency List of Low/Middle/High Channels

5G NR n2 Channel and Frequency List				
BW [MHz]	Channel/Frequency(MHz)	Lowest	Middle	Highest
20	Channel	372000	376000	380000
	Frequency	1860	1880	1900
15	Channel	371500	376000	380500
	Frequency	1857.5	1880	1902.5
10	Channel	371000	376000	381000
	Frequency	1855	1880	1905
5	Channel	370500	376000	381500
	Frequency	1852.5	1880	1907.5

5G NR n5 Channel and Frequency List				
BW [MHz]	Channel/Frequency(MHz)	Lowest	Middle	Highest
20	Channel	166800	167300	167800
	Frequency	834	836.5	839
15	Channel	166300	167300	168300
	Frequency	831.5	836.5	841.5
10	Channel	165800	167300	168800
	Frequency	829	836.5	844
5	Channel	165300	167300	169300
	Frequency	826.5	836.5	846.5

5G NR n7 Channel and Frequency List				
BW [MHz]	Channel/Frequency(MHz)	Lowest	Middle	Highest
40	Channel	504000	507000	510000
	Frequency	2520	2535	2550
30	Channel	503000	507000	511000
	Frequency	2515	2535	2555
25	Channel	502500	507000	511500
	Frequency	2512.5	2535	2557.5
20	Channel	502000	507000	512000
	Frequency	2510	2535	2560
15	Channel	501500	507000	512500
	Frequency	2507.5	2535	2562.5
10	Channel	501000	507000	513000
	Frequency	2505	2535	2565
5	Channel	500500	507000	513500
	Frequency	2502.5	2535	2567.5

5G NR n12 Channel and Frequency List				
BW [MHz]	Channel/Frequency(MHz)	Lowest	Middle	Highest
15	Channel	141300	141500	141700
	Frequency	706.5	707.5	708.5
10	Channel	140800	141500	142200
	Frequency	704	707.5	711
5	Channel	140300	141500	142700
	Frequency	701.5	707.5	713.5

5G NR n13 Channel and Frequency List				
BW [MHz]	Channel/Frequency(MHz)	Lowest	Middle	Highest
10	Channel	-	156400	-
	Frequency	-	782	-
5	Channel	155900	156400	156900
	Frequency	779.5	782	784.5

5G NR n14 Channel and Frequency List				
BW [MHz]	Channel/Frequency(MHz)	Lowest	Middle	Highest
10	Channel	-	158600	-
	Frequency	-	793	-
5	Channel	158100	158600	159100
	Frequency	790.5	793	795.5

5G NR n25 Channel and Frequency List				
BW [MHz]	Channel/Frequency(MHz)	Lowest	Middle	Highest
40	Channel	374000	376500	379000
	Frequency	1870	1882.5	1895
30	Channel	373000	376500	380000
	Frequency	1865	1882.5	1900
25	Channel	372500	376500	380500
	Frequency	1862.5	1882.5	1902.5
20	Channel	372000	376500	381000
	Frequency	1860	1882.5	1905
15	Channel	371500	376500	381500
	Frequency	1857.5	1882.5	1907.5
10	Channel	371000	376500	382000
	Frequency	1855	1882.5	1910
5	Channel	370500	376500	382500
	Frequency	1852.5	1882.5	1912.5

Part22H 5G NR n26 Channel and Frequency List				
BW [MHz]	Channel/Frequency(MHz)	Lowest	Middle	Highest
20	Channel	166800	167300	167800
	Frequency	834	836.5	839
15	Channel	166300	167300	168300
	Frequency	831.5	836.5	841.5
10	Channel	165800	167300	168800
	Frequency	829	836.5	844
5	Channel	165300	167300	169300
	Frequency	826.5	836.5	846.5

Part 90S 5G NR n26 Channel and Frequency List				
BW [MHz]	Channel/Frequency(MHz)	Lowest	Middle	Highest
10	Channel	-	163800	-
	Frequency	-	819	-
5	Channel	163300	163800	164300
	Frequency	816.5	819	821.5

Part 90S 5G NR n26 Straddle Channel and Frequency List				
BW [MHz]	Channel/Frequency(MHz)	Lowest	Middle	Highest
20	Channel	-	164800	-
	Frequency	-	824	-
15	Channel	-	164800	-
	Frequency	-	824	-
10	Channel	-	164800	-
	Frequency	-	824	-
5	Channel	-	164800	-
	Frequency	-	824	-

5G NR n30 Channel and Frequency List				
BW [MHz]	Channel/Frequency(MHz)	Lowest	Middle	Highest
10	Channel	-	27710	-
	Frequency	-	2310	-
5	Channel	27685	27710	27735
	Frequency	2307.5	2310	2312.5

5G NR n38 Channel and Frequency List				
BW [MHz]	Channel/Frequency(MHz)	Lowest	Middle	Highest
40	Channel	518000	519000	520000
	Frequency	2590	2595	2600
30	Channel	517000	519000	521000
	Frequency	2585	2595	2605
20	Channel	516000	519000	522000
	Frequency	2580	2595	2610
15	Channel	515500	519000	522500
	Frequency	2577.5	2595	2612.5
10	Channel	515000	519000	523000
	Frequency	2575	2595	2615

5G NR n41 Channel and Frequency List				
BW [MHz]	Channel/Frequency(MHz)	Lowest	Middle	Highest
100	Channel	509202	518598	528000
	Frequency	2546.01	2592.99	2640
90	Channel	508200	518598	528996
	Frequency	2541	2592.99	2644.98
80	Channel	507204	518598	529998
	Frequency	2536.02	2592.99	2649.99
70	Channel	506200	518598	531000
	Frequency	2531	2592.99	2655
60	Channel	505200	518598	531996
	Frequency	2526	2592.99	2659.98
50	Channel	504204	518598	532998
	Frequency	2521.02	2592.99	2664.99
40	Channel	503202	518598	534000
	Frequency	2516.01	2592.99	2670
30	Channel	502200	518598	534996
	Frequency	2511	2592.99	2674.98
20	Channel	501204	518598	535998
	Frequency	2506.02	2592.99	2679.99

5G NR n66 Channel and Frequency List				
BW [MHz]	**Channel/Frequency(MHz)**	**Lowest**	**Middle**	**Highest**
40	Channel	346000	349000	352000
	Frequency	1730	1745	1760
30	Channel	345000	349000	353000
	Frequency	1725	1745	1765
20	Channel	344000	349000	354000
	Frequency	1720	1745	1770
15	Channel	343500	349000	354500
	Frequency	1717.5	1745	1772.5
10	Channel	343000	349000	355000
	Frequency	1715	1745	1775
5	Channel	342500	349000	355500
	Frequency	1712.5	1745	1777.5

5G NR n70 Channel and Frequency List				
BW [MHz]	Channel/Frequency(MHz)	Lowest	Middle	Highest
15	Channel	-	340500	-
	Frequency	-	1702.5	-
10	Channel	340000	340500	341000
	Frequency	1700	1702.5	1705
5	Channel	339500	340500	341500
	Frequency	1697.5	1702.5	1707.5

5G NR n71 Channel and Frequency List				
BW [MHz]	**Channel/Frequency(MHz)**	**Lowest**	**Middle**	**Highest**
20	Channel	134600	136100	137600
	Frequency	673	680.5	688
15	Channel	134100	136100	138100
	Frequency	670.5	680.5	690.5
10	Channel	133600	136100	138600
	Frequency	668	680.5	693
5	Channel	133100	136100	139100
	Frequency	665.5	680.5	695.5

5G NR Band n77 (Part27O) Channel and Frequency List				
BW [MHz]	Channel/Frequency(MHz)	Lowest	Middle	Highest
100	Channel	650000	656000	662000
	Frequency	3750	3840	3930
90	Channel	649668	656000	662332
	Frequency	3745.02	3840	3934.98
80	Channel	649334	656000	662666
	Frequency	3740.01	3840	3939.99
70	Channel	649000	656000	663000
	Frequency	3735	3840	3945
60	Channel	648668	656000	663332
	Frequency	3730.02	3840	3949.98
50	Channel	648334	656000	663666
	Frequency	3725.01	3840	3954.99
40	Channel	648000	656000	664000
	Frequency	3720	3840	3960
30	Channel	647668	656000	664332
	Frequency	3715.02	3840	3965
20	Channel	647334	656000	664666
	Frequency	3710.01	3840	3969.99
15	Channel	647168	656000	664832
	Frequency	3707.52	3840	3972.48
10	Channel	647000	656000	665000
	Frequency	3705	3840	3975

5G NR n78 (Part27O) Channel and Frequency List				
BW [MHz]	Channel/Frequency(MHz)	Lowest	Middle	Highest
100	Channel	-	650000	-
	Frequency	-	3750	-
90	Channel	649668	650000	650332
	Frequency	3745.02	3750	3754.98
80	Channel	649334	650000	650666
	Frequency	3740.01	3750	3759.99
70	Channel	649000	650000	651000
	Frequency	3735	6750	3765
60	Channel	648668	650000	651332
	Frequency	3730.02	3750	3769.98
50	Channel	648334	650000	651666
	Frequency	3725.01	3750	3774.99
40	Channel	648000	650000	652000
	Frequency	3720	3750	3780
30	Channel	647668	650000	652332
	Frequency	3715.02	3750	3784.98
20	Channel	647334	650000	652666
	Frequency	3710.01	3750	3789.99
15	Channel	647168	650000	652832
	Frequency	3707.52	3750	3792.48
10	Channel	647000	650000	653000
	Frequency	3705	3750	3795

5G NR Band n77 (Part27Q) Channel and Frequency List				
BW [MHz]	Channel/Frequency(MHz)	Lowest	Middle	Highest
100	Channel	-	633334	-
	Frequency	-	3500.01	-
90	Channel	633000	633334	633666
	Frequency	3495	3500.01	3504.99
80	Channel	632668	633334	634000
	Frequency	3490.02	3500.01	3510
70	Channel	632334	633334	634332
	Frequency	3485.01	3500.01	3514.98
60	Channel	632000	633334	634666
	Frequency	3480	3500.01	3519.99
50	Channel	631668	633334	635000
	Frequency	3475.02	3500.01	3525
40	Channel	631334	633334	635332
	Frequency	3470.01	3500.01	3529.98
30	Channel	631000	633334	635666
	Frequency	3465	3500.01	3534.99
20	Channel	630668	633334	636000
	Frequency	3460.02	3500.01	3540
15	Channel	630500	633334	636166
	Frequency	3457.5	3500.01	3542.49
10	Channel	630334	633334	636332
	Frequency	3455.01	3500.01	3544.98

5G NR n78 (Part27Q) Channel and Frequency List				
BW [MHz]	Channel/Frequency(MHz)	Lowest	Middle	Highest
100	Channel	-	633334	-
	Frequency	-	3500.01	-
90	Channel	633000	633334	633666
	Frequency	3495	3500.01	3504.99
80	Channel	632668	633334	634000
	Frequency	3490.02	3500.01	3510
70	Channel	632334	633334	634332
	Frequency	3485.01	3500.01	3514.98
60	Channel	632000	633334	634666
	Frequency	3480	3500.01	3519.99
50	Channel	631668	633334	635000
	Frequency	3475.02	3500.01	3525
40	Channel	631334	633334	635332
	Frequency	3470.01	3500.01	3529.98
30	Channel	631000	633334	635666
	Frequency	3465	3500.01	3534.99
20	Channel	630668	633334	636000
	Frequency	3460.02	3500.01	3540
15	Channel	630500	633334	636166
	Frequency	3457.5	3500.01	3542.49
10	Channel	630334	633334	636332
	Frequency	3455.01	3500.01	3544.98

3 Conducted Test Items

3.1 Measuring Instruments

See list of measuring instruments of this test report.

3.1.1 Test Setup

3.1.2 Conducted Output Power



3.1.3 Test Result of Conducted Test

Please refer to Appendix A.

3.2 Conducted Output Power and ERP/EIRP

3.2.1 Description of the Conducted Output Power Measurement and ERP/EIRP Measurement

A system simulator was used to establish communication with the EUT. Its parameters were set to force the EUT transmitting at maximum output power. The measured power in the radio frequency on the transmitter output terminals shall be reported.

The ERP of mobile transmitters must not exceed 7 Watts for 5G NR n5, n26 (Part 22H)

The Conducted Power of mobile transmitters must not exceed 100 Watts for 5G NR n26 (Part 90S)

The ERP of mobile transmitters must not exceed 3 Watts for 5G NR n12, n13, n14, n71

The EIRP of mobile transmitters must not exceed 2 Watts for 5G NR n2, n25, n7, n38, n41

The EIRP of mobile transmitters must not exceed 1 Watts for 5G NR n66, n70, n77, n78

The EIRP of mobile transmitters must not exceed 250mW/5MHz for 5G NR n30

According to KDB 412172 D01 Power Approach,

EIRP = $P_T + G_T – L_C$, ERP = EIRP -2.15, where

P_T = transmitter output power in dBm

G_T = gain of the transmitting antenna in dBi

L_C = signal attenuation in the connecting cable between the transmitter and antenna in dB

3.2.2 Test Procedures

1. The transmitter output port was connected to the system simulator.
2. Set EUT at maximum power through the system simulator.
3. Select lowest, middle, and highest channels for each band and different modulation.
4. Measure and record the power level from the system simulator.
5. The MIMO mode is completely uncorrelated, so the directional gain is selected the maximum gain among all antennas.

4 Radiated Test Items

4.1 Measuring Instruments

See list of measuring instruments of this test report.

4.1.1 Test Setup

For radiated test below 30MHz

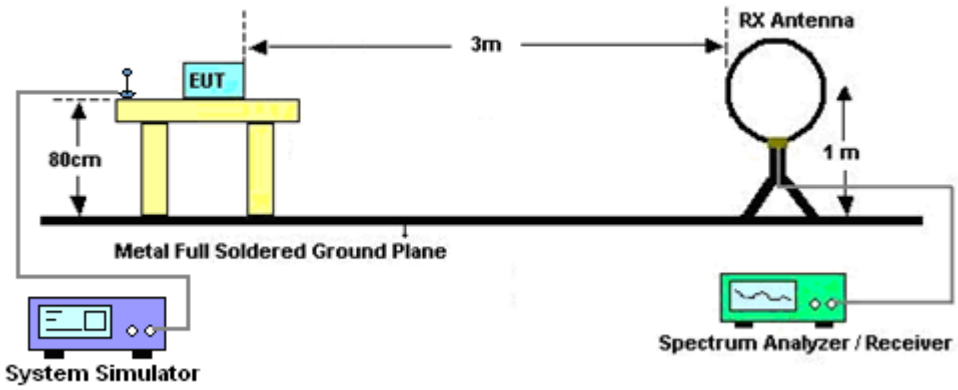

For radiated test from 30MHz to 1GHz

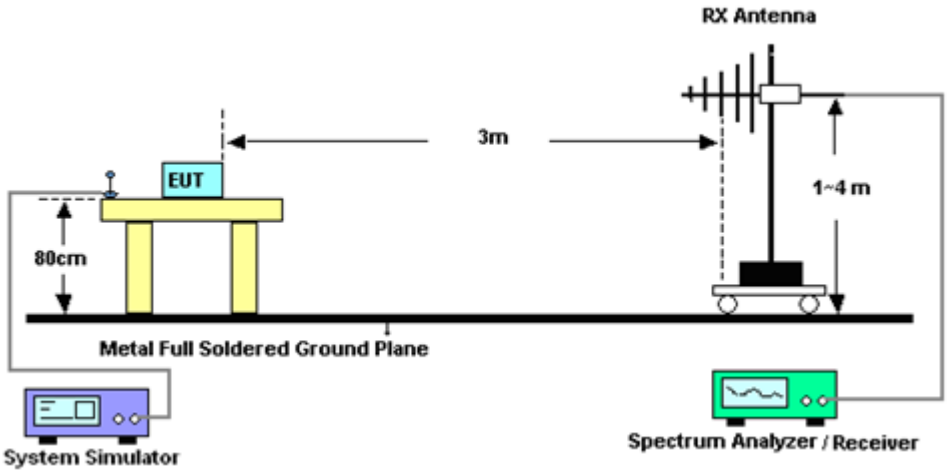

For radiated test from 1GHz to 18GHz

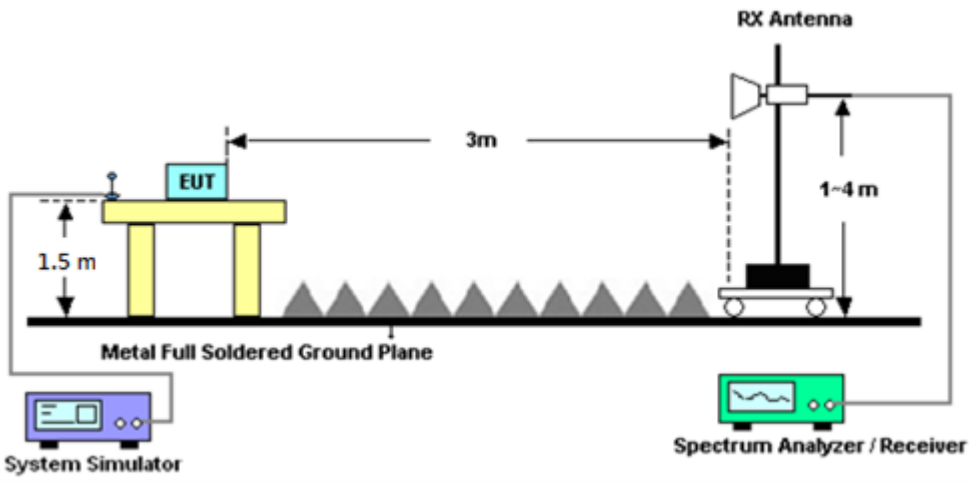

For radiated test above 18GHz

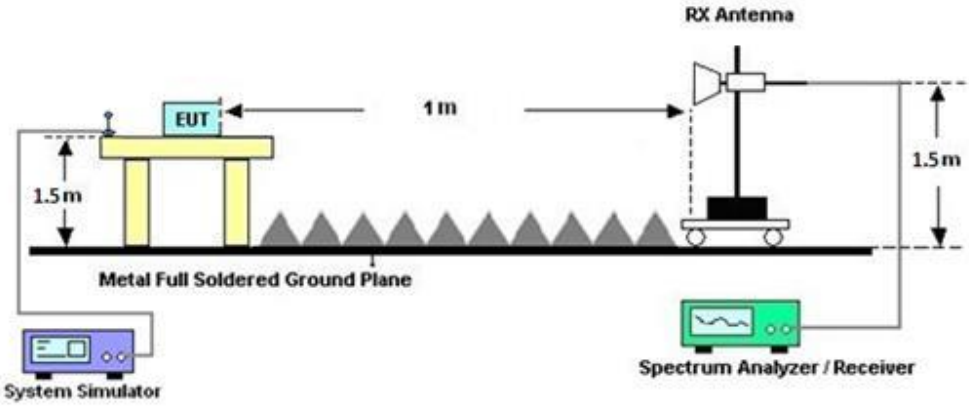

4.1.2 Test Result of Radiated Test

Please refer to Appendix B.

Note:

The low frequency, which started from 9 kHz to 30MHz, was pre-scanned and the result which was 20dB lower than the limit line was not reported.

There is adequate comparison measurement of both open-field test site and alternative test site - semi-Anechoic chamber according to 414788 D01 Radiated Test Site v01r01, and the result came out very similar.

4.2 Radiated Spurious Emission Measurement

4.2.1 Description of Radiated Spurious Emission Measurement

The radiated spurious emission was measured by substitution method according to ANSI C63.26-2015..

The power of any emission outside of the authorized operating frequency ranges must be attenuated below the transmitter power (P) by a factor of at least 43 + 10 log (P) dB

For 5G NR n41

The power of any emission outside of the authorized operating frequency ranges must be attenuated below the transmitter power (P) by a factor of at least 55 + 10 log (P) dB.

For 5G NR n13

For operations in the 746-758 MHz, 775-788 MHz, and 805-806 MHz bands, emissions in the band 1559-1610 MHz shall be limited to −70 dBW/MHz equivalent isotropically radiated power (EIRP) for wideband signals, and −80 dBW EIRP for discrete emissions of less than 700 Hz bandwidth.

For 5G NR n30

The power of any emission outside of the authorized operating frequency ranges must be attenuated below the transmitter power (P) by a factor of at least 70 + 10 log (P) dB.

The spectrum is scanned from 30 MHz up to a frequency including its 10th harmonic.

4.2.2 Test Procedures

The testing follows FCC KDB 971168 D01 v03r01 Section 7 and ANSI C63.26-2015 section 5.5.4 Radiated measurement using the field strength method.

1. The EUT was placed on a turntable with 0.8 meter for frequency below 1GHz and 1.5 meter for frequency above 1GHz respectively above ground.
2. The EUT was set 3 meters from the receiving antenna, which was mounted on the antenna tower.
3. The table was rotated 360 degrees to determine the position of the highest spurious emission.
4. The height of the receiving antenna is varied between one meter and four meters to search the maximum spurious emission for both horizontal and vertical polarizations.
5. Make the measurement with the spectrum analyzer's RBW = 1MHz, VBW = 3MHz, taking the record of maximum spurious emission.
6. To convert spectrum reading E(dBuV/m) to EIRP(dBm)

   EIRP(dBm) = Level (dBuV/m) + 20log(d) -104.77, where d is the distance at which filed strength limit is specified in the rules.
7. Field Strength Level (dBm) = Spectrum Reading (dBm) + Antenna Factor + Cable Loss + Read Level - Preamp Factor.
8. ERP (dBm) = EIRP (dBm) - 2.15
9. The RF fundamental frequency should be excluded against the limit line in the operating frequency band.

5 List of Measuring Equipment

Instrument	Brand Name	Model No.	Serial No.	Characteristics	Calibration Date	Test Date	Due Date	Remark
Loop Antenna	Rohde & Schwarz	HFH2-Z2	100488	9kHz~30MHz	Sep. 12, 2023	Aug. 07, 2024~ Aug. 27, 2024	Sep. 11, 2024	Radiation (03CH22-HY)
Bilog Antenna with 6dB	TESEQ & WOKEN	CBL 6111D & 00802N1D-06	63304 & 002	30MHz~1GHz	Oct. 15, 2023	Aug. 07, 2024~ Aug. 27, 2024	Oct. 14, 2024	Radiation (03CH22-HY)
Amplifier	SONOMA	310N	421581	N/A	Jul. 14, 2024	Aug. 07, 2024~ Aug. 27, 2024	Jul. 13, 2025	Radiation (03CH22-HY)
Double Ridged Guide Horn Antenna	RFSPIN	DRH18-E	LE2C04A18EN	1GHz~18GHz	Jul. 11, 2024	Aug. 07, 2024~ Aug. 27, 2024	Jul. 10, 2025	Radiation (03CH22-HY)
SHF-EHF Horn Antenna	SCHWARZBECK	BBHA 9170	1224	18GHz-40GHz	Jun. 24, 2024	Aug. 07, 2024~ Aug. 27, 2024	Jun. 23, 2025	Radiation (03CH22-HY)
Amplifier	EMEC	EM01G18GA	060877	N/A	Sep. 28, 2023	Aug. 07, 2024~ Aug. 27, 2024	Sep. 27, 2024	Radiation (03CH22-HY)
Preamplifier	EMEC	EM18G40G	060872	18-40GHz	Sep. 06, 2023	Aug. 07, 2024~ Aug. 27, 2024	Sep. 05, 2024	Radiation (03CH22-HY)
Signal Analyzer	Keysight	N9010B	MY62170278	10Hz~44GHz	Aug. 31, 2023	Aug. 07, 2024~ Aug. 27, 2024	Aug. 30, 2024	Radiation (03CH22-HY)
Hygrometer	TECPEL	DTM-303A	TP211469	N/A	Jan. 03, 2024	Aug. 07, 2024~ Aug. 27, 2024	Jan. 02, 2025	Radiation (03CH22-HY)
Controller	EMEC	EM1000	N/A	Control Turn table & Ant Mast	N/A	Aug. 07, 2024~ Aug. 27, 2024	N/A	Radiation (03CH22-HY)
Antenna Mast	ChainTek	MBS-520-1	N/A	1m~4m	N/A	Aug. 07, 2024~ Aug. 27, 2024	N/A	Radiation (03CH22-HY)
Turn Table	ChainTek	T-200-S-1	N/A	0~360 Degree	N/A	Aug. 07, 2024~ Aug. 27, 2024	N/A	Radiation (03CH22-HY)
Software	Audix	E3 6.09824_2019122	RK-002347	N/A	N/A	Aug. 07, 2024~ Aug. 27, 2024	N/A	Radiation (03CH22-HY)
RF Cable	HUBER + SUHNER	SUCOFLEX 102	803951/2	9kHz~30MHz	Mar. 06, 2024	Aug. 07, 2024~ Aug. 27, 2024	Mar. 05, 2025	Radiation (03CH22-HY)
RF Cable	HUBER + SUHNER	SUCOFLEX 102	804390/2,804611/2,804615/2	N/A	Oct. 24, 2023	Aug. 07, 2024~ Aug. 27, 2024	Oct. 23, 2024	Radiation (03CH22-HY)
Hygrometer	TECPEL	DTM-303B	TP200886	NA	Mar. 14, 2024	Jul. 31, 2024 ~ Aug. 12, 2024	Mar. 13, 2025	Conducted (TH03-HY)
Base Station (Measure)	Anritsu	MT8000A	6262148275	FR1	Oct. 24, 2023	Jul. 31, 2024 ~ Aug. 12, 2024	Oct. 23, 2024	Conducted (TH03-HY)
Software 1	Sporton	FCC 5GNR_FSV3044_20231106	N/A	Conducted Test Item	N/A	Jul. 31, 2024 ~ Aug. 12, 2024	N/A	Conducted (TH03-HY)

6 Measurement Uncertainty

Uncertainty of Radiated Emission Measurement (30 MHz ~ 1000 MHz)

Measuring Uncertainty for a Level of Confidence of 95% (U = 2Uc(y))	3.03 dB

Uncertainty of Radiated Emission Measurement (1 GHz ~ 18 GHz)

Measuring Uncertainty for a Level of Confidence of 95% (U = 2Uc(y))	3.42 dB

Uncertainty of Radiated Emission Measurement (18 GHz ~ 40 GHz)

Measuring Uncertainty for a Level of Confidence of 95% (U = 2Uc(y))	3.91 dB

Appendix A. Test Results of Conducted Test

Conducted Output Power(Average power) and ERP/EIRP

<SISO Mode>

NR n2 Maximum Average Power [dBm] (GT - LC = 3.4 dB)								
BW [MHz]	RB Size	RB Offset	Mod	Lowest	Middle	Highest	EIRP (dBm)	EIRP(W)
5	1	1	PI/2 BPSK	23.38	23.49	23.52	27.05	0.5070
5	1	23		23.35	23.36	23.44		
5	12	6		23.48	23.57	23.45		
5	1	0		22.96	23.10	22.97		
5	1	24		22.92	23.02	22.90		
5	25	0		22.92	23.03	22.95		
5	1	1	QPSK	23.65	23.61	23.55		
5	1	23		23.49	23.50	23.43		
5	12	6		23.48	23.56	23.46		
5	1	0		22.50	22.54	22.52		
5	1	24		22.42	22.44	22.44		
5	25	0		22.50	22.59	22.48		
5	1	1	16-QAM	22.49	22.60	22.52	26.00	0.3981
5	1	1	64-QAM	21.24	21.35	21.23		
5	1	1	256-QAM	18.55	18.59	18.57		
Limit	EIRP < 2W			Result			Pass	

NR n2 Maximum Average Power [dBm] (GT - LC = 3.4 dB)								
BW [MHz]	RB Size	RB Offset	Mod	Lowest	Middle	Highest	EIRP (dBm)	EIRP(W)
10	1	1	PI/2 BPSK	23.39	23.49	23.46	27.05	0.5070
10	1	50		23.39	23.43	23.51		
10	25	12		23.46	23.62	23.42		
10	1	0		23.08	23.05	22.91		
10	1	51		22.92	22.87	22.82		
10	50	0		22.99	23.09	22.99		
10	1	1	QPSK	23.57	23.65	23.43		
10	1	50		23.48	23.53	23.47		
10	25	12		23.52	23.54	23.41		
10	1	0		22.46	22.59	22.56		
10	1	51		22.44	22.70	22.47		
10	50	0		22.45	22.58	22.48		
10	1	1	16-QAM	22.50	22.45	22.39	25.90	0.3890
10	1	1	64-QAM	21.17	21.27	21.08		
10	1	1	256-QAM	18.49	18.57	18.46		
Limit	EIRP < 2W			Result			Pass	

NR n2 Maximum Average Power [dBm] (GT - LC = 3.4 dB)								
BW [MHz]	RB Size	RB Offset	Mod	Lowest	Middle	Highest	EIRP (dBm)	EIRP(W)
15	1	1	PI/2 BPSK	23.50	23.58	23.54	27.20	0.5248
15	1	77		23.60	23.69	23.55		
15	36	18		23.71	23.75	23.61		
15	1	0		23.18	23.23	23.09		
15	1	78		23.08	23.15	23.06		
15	75	0		23.24	23.28	23.12		
15	1	1	QPSK	23.63	23.80	23.69		
15	1	77		23.68	23.72	23.62		
15	36	18		23.75	23.65	23.64		
15	1	0		22.70	22.77	22.68		
15	1	78		22.65	22.75	22.59		
15	75	0		22.70	22.69	22.61		
15	1	1	16-QAM	22.49	22.65	22.59	26.05	0.4027
15	1	1	64-QAM	21.33	21.37	21.07		
15	1	1	256-QAM	18.63	18.69	19.29		
Limit	EIRP < 2W			Result			Pass	

NR n2 Maximum Average Power [dBm] (GT - LC = 3.4 dB)								
BW [MHz]	RB Size	RB Offset	Mod	Lowest	Middle	Highest	EIRP (dBm)	EIRP(W)
20	1	1	PI/2 BPSK	23.69	23.72	23.75	27.27	0.5333
20	1	104		23.72	23.74	23.60		
20	50	25		23.73	23.75	23.72		
20	1	0		23.14	23.40	23.22		
20	1	105		23.31	23.19	23.21		
20	100	0		23.20	23.38	23.21		
20	1	1	QPSK	23.67	23.81	23.77		
20	1	104		23.87	23.83	23.73		
20	50	25		23.77	23.80	23.70		
20	1	0		22.69	22.88	22.75		
20	1	105		22.88	22.78	22.66		
20	100	0		22.73	22.84	22.74		
20	1	1	16-QAM	22.65	22.69	22.68	26.09	0.4064
20	1	1	64-QAM	21.37	21.48	21.43		
20	1	1	256-QAM	19.17	19.35	18.63		
Limit	EIRP < 2W			Result			Pass	

NR n5 Maximum Average Power [dBm] (GT - LC = -2.1 dB)								
BW [MHz]	RB Size	RB Offset	Mod	Lowest	Middle	Highest	ERP (dBm)	ERP(W)
5	1	1	PI/2 BPSK	23.82	23.75	23.82	19.71	0.0935
5	1	23		23.66	23.81	23.87		
5	12	6		23.80	23.85	23.90		
5	1	0		23.43	23.40	23.34		
5	1	24		23.37	23.43	23.35		
5	25	0		23.41	23.39	23.40		
5	1	1	QPSK	23.89	23.82	23.95		
5	1	23		23.74	23.92	23.96		
5	12	6		23.71	23.74	23.87		
5	1	0		23.02	22.93	22.88		
5	1	24		22.90	22.99	22.94		
5	25	0		22.87	22.87	22.89		
5	1	1	16-QAM	22.79	22.77	22.92	18.67	0.0736
5	1	1	64-QAM	21.76	21.52	21.66		
5	1	1	256-QAM	19.00	18.78	18.92		
Limit	ERP < 7W			Result			Pass	

NR n5 Maximum Average Power [dBm] (GT - LC = -2.1 dB)								
BW [MHz]	RB Size	RB Offset	Mod	Lowest	Middle	Highest	ERP (dBm)	ERP(W)
10	1	1	PI/2 BPSK	23.74	23.66	23.87	19.73	0.0940
10	1	50		23.76	23.75	23.93		
10	25	12		23.76	23.88	23.94		
10	1	0		23.44	23.44	23.48		
10	1	51		23.28	23.43	23.37		
10	50	0		23.42	23.47	23.48		
10	1	1	QPSK	23.88	23.66	23.98		
10	1	50		23.87	23.84	23.94		
10	25	12		23.75	23.79	23.94		
10	1	0		23.06	22.93	22.94		
10	1	51		22.80	22.83	22.93		
10	50	0		22.83	22.79	23.02		
10	1	1	16-QAM	22.79	22.57	22.87	18.62	0.0728
10	1	1	64-QAM	21.61	21.41	21.50		
10	1	1	256-QAM	18.86	18.73	18.93		
Limit	ERP < 7W			Result			Pass	

NR n5 Maximum Average Power [dBm] (GT - LC = -2.1 dB)								
BW [MHz]	RB Size	RB Offset	Mod	Lowest	Middle	Highest	ERP (dBm)	ERP(W)
15	1	1	PI/2 BPSK	23.84	23.74	23.86	19.79	0.0953
15	1	77		23.89	23.85	23.94		
15	36	18		23.96	24.00	23.99		
15	1	0		23.64	23.51	23.39		
15	1	78		23.48	23.48	23.41		
15	75	0		23.47	23.53	23.54		
15	1	1	QPSK	23.99	23.86	23.98		
15	1	77		24.03	23.88	24.04		
15	36	18		24.02	24.04	24.02		
15	1	0		23.32	23.15	23.00		
15	1	78		23.09	22.99	23.05		
15	75	0		23.06	23.01	23.03		
15	1	1	16-QAM	22.84	22.75	22.95	18.70	0.0741
15	1	1	64-QAM	21.73	21.56	21.71		
15	1	1	256-QAM	19.02	18.99	18.94		
Limit	ERP < 7W			Result			Pass	

NR n5 Maximum Average Power [dBm] (GT - LC = -2.1 dB)								
BW [MHz]	RB Size	RB Offset	Mod	Lowest	Middle	Highest	ERP (dBm)	ERP(W)
20	1	1	PI/2 BPSK	23.85	23.85	23.82	19.82	0.0959
20	1	104		23.81	23.88	24.02		
20	50	25		23.93	24.06	24.07		
20	1	0		23.72	23.62	23.46		
20	1	105		23.51	23.44	23.43		
20	100	0		23.46	23.54	23.49		
20	1	1	QPSK	23.93	23.94	23.95		
20	1	104		24.01	23.97	24.03		
20	50	25		23.98	24.03	24.04		
20	1	0		23.27	23.29	23.11		
20	1	105		22.92	22.95	22.98		
20	100	0		23.04	23.10	23.02		
20	1	1	16-QAM	22.83	22.79	22.80	18.58	0.0721
20	1	1	64-QAM	21.70	21.71	21.63		
20	1	1	256-QAM	19.00	18.93	18.88		
Limit	ERP < 7W			Result			Pass	

NR n7 Maximum Average Power [dBm] (GT - LC = -0.19 dB)								
BW [MHz]	RB Size	RB Offset	Mod	Lowest	Middle	Highest	EIRP (dBm)	EIRP(W)
5	1	1	PI/2 BPSK	23.68	23.60	23.63	23.72	0.2355
5	1	23		23.71	23.61	23.65		
5	12	6		23.84	23.69	23.71		
5	1	0		23.34	23.21	23.24		
5	1	24		23.37	23.32	23.20		
5	25	0		23.30	23.23	23.24		
5	1	1	QPSK	23.82	23.66	23.79		
5	1	23		23.91	23.70	23.77		
5	12	6		23.85	23.73	23.72		
5	1	0		22.76	22.63	22.68		
5	1	24		22.82	22.66	22.71		
5	25	0		22.88	22.71	22.75		
5	1	1	16-QAM	22.77	22.71	22.68	22.58	0.1811
5	1	1	64-QAM	21.53	21.42	21.44		
5	1	1	256-QAM	18.83	18.65	18.70		
Limit	EIRP < 2W			Result			Pass	

NR n7 Maximum Average Power [dBm] (GT - LC = -0.19 dB)								
BW [MHz]	RB Size	RB Offset	Mod	Lowest	Middle	Highest	EIRP (dBm)	EIRP(W)
10	1	1	PI/2 BPSK	23.71	23.63	23.67	23.67	0.2328
10	1	50		23.66	23.63	23.65		
10	25	12		23.83	23.71	23.76		
10	1	0		23.31	23.29	23.20		
10	1	51		23.22	23.26	23.18		
10	50	0		23.26	23.19	23.27		
10	1	1	QPSK	23.83	23.71	23.74		
10	1	50		23.79	23.72	23.71		
10	25	12		23.86	23.71	23.80		
10	1	0		22.78	22.57	22.76		
10	1	51		22.83	22.67	22.66		
10	50	0		22.89	22.69	22.77		
10	1	1	16-QAM	22.65	22.63	22.54	22.46	0.1762
10	1	1	64-QAM	21.62	21.45	21.33		
10	1	1	256-QAM	18.74	18.71	18.79		
Limit	EIRP < 2W			Result			Pass	

NR n7 Maximum Average Power [dBm] (GT - LC = -0.19 dB)								
BW [MHz]	RB Size	RB Offset	Mod	Lowest	Middle	Highest	EIRP (dBm)	EIRP(W)
15	1	1	PI/2 BPSK	23.87	23.78	23.81	23.86	0.2432
15	1	77		23.88	23.82	23.70		
15	36	18		24.05	23.91	23.94		
15	1	0		23.47	23.44	23.39		
15	1	78		23.38	23.35	23.27		
15	75	0		23.50	23.46	23.38		
15	1	1	QPSK	23.97	23.91	23.95		
15	1	77		23.98	23.83	23.88		
15	36	18		24.01	23.86	23.92		
15	1	0		23.03	22.84	22.92		
15	1	78		22.99	22.79	22.81		
15	75	0		23.03	22.89	22.92		
15	1	1	16-QAM	22.91	22.85	22.84	22.72	0.1871
15	1	1	64-QAM	21.63	21.56	21.61		
15	1	1	256-QAM	18.98	18.86	18.81		
Limit	EIRP < 2W			Result			Pass	

NR n7 Maximum Average Power [dBm] (GT - LC = -0.19 dB)								
BW [MHz]	RB Size	RB Offset	Mod	Lowest	Middle	Highest	EIRP (dBm)	EIRP(W)
20	1	1	PI/2 BPSK	23.90	23.90	23.78	23.88	0.2443
20	1	104		23.88	23.83	23.73		
20	50	25		24.07	23.85	23.95		
20	1	0		23.49	23.51	23.35		
20	1	105		23.34	23.36	23.23		
20	100	0		23.50	23.35	23.39		
20	1	1	QPSK	24.06	23.98	23.90		
20	1	104		23.99	23.87	23.78		
20	50	25		24.05	23.89	23.98		
20	1	0		23.04	22.94	22.87		
20	1	105		22.96	22.87	22.70		
20	100	0		23.08	22.93	22.93		
20	1	1	16-QAM	22.82	22.83	22.78	22.64	0.1837
20	1	1	64-QAM	21.61	21.56	21.59		
20	1	1	256-QAM	18.92	18.99	18.79		
Limit	EIRP < 2W			Result			Pass	

NR n7 Maximum Average Power [dBm] (GT - LC = -0.19 dB)								
BW [MHz]	RB Size	RB Offset	Mod	Lowest	Middle	Highest	EIRP (dBm)	EIRP(W)
25	1	1	PI/2 BPSK	23.88	23.83	23.80	23.87	0.2438
25	1	131		23.82	23.80	23.84		
25	64	32		24.03	23.86	23.98		
25	1	0		23.52	23.49	23.50		
25	1	132		23.49	23.36	23.44		
25	128	0		23.39	23.38	23.33		
25	1	1	QPSK	23.99	24.01	23.94		
25	1	131		23.95	23.80	23.85		
25	64	32		24.06	23.90	23.93		
25	1	0		23.19	22.92	22.94		
25	1	132		22.92	22.98	22.96		
25	128	0		22.95	22.86	22.89		
25	1	1	16-QAM	22.89	22.95	22.81	22.76	0.1888
25	1	1	64-QAM	21.64	21.65	21.62		
25	1	1	256-QAM	18.96	18.86	18.84		
Limit	EIRP < 2W			Result			Pass	

NR n7 Maximum Average Power [dBm] (GT - LC = -0.19 dB)								
BW [MHz]	RB Size	RB Offset	Mod	Lowest	Middle	Highest	EIRP (dBm)	EIRP(W)
30	1	1	PI/2 BPSK	23.97	23.87	23.84	23.87	0.2438
30	1	158		23.87	23.82	23.81		
30	80	40		24.01	23.86	23.97		
30	1	0		23.48	23.55	23.56		
30	1	159		23.28	23.40	23.38		
30	160	0		23.52	23.37	23.43		
30	1	1	QPSK	24.06	24.01	23.96		
30	1	158		23.84	23.85	23.96		
30	80	40		23.91	23.86	24.03		
30	1	0		23.16	22.99	22.98		
30	1	159		22.89	22.82	22.88		
30	160	0		23.08	22.90	22.97		
30	1	1	16-QAM	22.93	22.99	22.84	22.80	0.1905
30	1	1	64-QAM	21.68	21.60	21.66		
30	1	1	256-QAM	19.04	19.03	-		
Limit	EIRP < 2W			Result			Pass	

NR n7 Maximum Average Power [dBm] (GT - LC = -0.19 dB)								
BW [MHz]	RB Size	RB Offset	Mod	Lowest	Middle	Highest	EIRP (dBm)	EIRP(W)
40	1	1	PI/2 BPSK	24.01	23.92	24.03	23.89	0.2449
40	1	214		23.87	23.86	23.87		
40	108	54		24.03	23.88	24.08		
40	1	0		23.58	23.58	23.71		
40	1	215		23.42	23.45	23.50		
40	216	0		23.44	23.45	23.51		
40	1	1	QPSK	24.03	23.94	24.01		
40	1	214		23.88	23.91	24.03		
40	108	54		24.03	23.90	24.01		
40	1	0		23.15	23.03	23.06		
40	1	215		22.86	22.82	22.98		
40	216	0		23.01	22.94	23.10		
40	1	1	16-QAM	22.98	22.83	22.93	22.79	0.1901
40	1	1	64-QAM	21.82	21.66	21.69		
40	1	1	256-QAM	19.16	19.04	19.00		
Limit	EIRP < 2W			Result			Pass	

NR n12 Maximum Average Power [dBm] (GT - LC = -0.94 dB)								
BW [MHz]	RB Size	RB Offset	Mod	Lowest	Middle	Highest	ERP (dBm)	ERP(W)
5	1	1	PI/2 BPSK	24.06	24.24	24.27	21.34	0.1361
5	1	23		24.18	24.36	24.22		
5	12	6		24.16	24.42	24.32		
5	1	0		23.76	23.95	23.89		
5	1	24		23.71	23.92	23.89		
5	25	0		23.80	23.83	23.89		
5	1	1	QPSK	24.15	24.31	24.34		
5	1	23		24.29	24.43	24.32		
5	12	6		24.15	24.33	24.38		
5	1	0		23.11	23.32	23.42		
5	1	24		23.19	23.40	23.36		
5	25	0		23.23	23.36	23.38		
5	1	1	16-QAM	23.15	23.26	23.35	20.26	0.1062
5	1	1	64-QAM	21.94	22.01	22.05		
5	1	1	256-QAM	19.11	19.27	19.31		
Limit	ERP < 3W			Result			Pass	

NR n12 Maximum Average Power [dBm] (GT - LC = -0.94 dB)								
BW [MHz]	RB Size	RB Offset	Mod	Lowest	Middle	Highest	ERP (dBm)	ERP(W)
10	1	1	PI/2 BPSK	24.09	24.22	24.27	21.29	0.1346
10	1	50		24.26	24.25	24.20		
10	25	12		24.25	24.38	24.38		
10	1	0		23.86	24.01	24.05		
10	1	51		23.90	23.88	23.80		
10	50	0		23.73	23.80	23.85		
10	1	1	QPSK	24.23	24.28	24.34		
10	1	50		24.37	24.35	24.32		
10	25	12		24.31	24.38	24.38		
10	1	0		23.33	23.37	23.44		
10	1	51		23.25	23.32	23.39		
10	50	0		23.29	23.38	23.40		
10	1	1	16-QAM	23.12	23.19	23.37	20.28	0.1067
10	1	1	64-QAM	21.96	21.99	22.00		
10	1	1	256-QAM	19.10	19.17	19.25		
Limit	ERP < 3W			Result			Pass	

NR n12 Maximum Average Power [dBm] (GT - LC = -0.94 dB)								
BW [MHz]	RB Size	RB Offset	Mod	Lowest	Middle	Highest	ERP (dBm)	ERP(W)
15	1	1	PI/2 BPSK	24.21	24.22	24.27	21.46	0.1400
15	1	77		24.29	24.31	24.17		
15	36	18		24.43	24.52	24.55		
15	1	0		24.03	23.98	23.99		
15	1	78		23.82	23.88	23.93		
15	75	0		24.05	23.99	24.04		
15	1	1	QPSK	24.24	24.33	24.39		
15	1	77		24.43	24.35	24.30		
15	36	18		24.43	24.54	24.49		
15	1	0		23.59	23.57	23.57		
15	1	78		23.33	23.42	23.39		
15	75	0		23.45	23.49	23.49		
15	1	1	16-QAM	23.10	23.25	23.29	20.20	0.1047
15	1	1	64-QAM	21.95	22.01	22.04		
15	1	1	256-QAM	19.33	19.40	19.32		
Limit	ERP < 3W			Result			Pass	

NR n13 Maximum Average Power [dBm] (GT - LC = -1.88 dB)								
BW [MHz]	RB Size	RB Offset	Mod	Lowest	Middle	Highest	ERP (dBm)	ERP(W)
5	1	1	PI/2 BPSK	23.66	23.88	23.71	19.85	0.0966
5	1	23		23.75	23.76	23.68		
5	12	6		23.81	23.76	23.80		
5	1	0		23.36	23.44	23.36		
5	1	24		23.28	23.26	23.24		
5	25	0		23.34	23.30	23.28		
5	1	1	QPSK	23.80	23.83	23.72		
5	1	23		23.83	23.77	23.78		
5	12	6		23.70	23.75	23.77		
5	1	0		22.81	22.88	22.77		
5	1	24		22.80	22.78	22.80		
5	25	0		22.90	22.81	22.79		
5	1	1	16-QAM	22.80	22.81	22.80	18.78	0.0755
5	1	1	64-QAM	21.53	21.65	21.45		
5	1	1	256-QAM	18.66	18.88	18.73		
Limit	ERP < 3W			Result			Pass	

NR n13 Maximum Average Power [dBm] (GT - LC = -1.88 dB)								
BW [MHz]	RB Size	RB Offset	Mod	Lowest	Middle	Highest	ERP (dBm)	ERP(W)
10	1	1	PI/2 BPSK	-	23.80	-	19.83	0.0962
10	1	50		-	23.85	-		
10	25	12		-	23.79	-		
10	1	0		-	23.30	-		
10	1	51		-	23.18	-		
10	50	0		-	23.25	-		
10	1	1	QPSK	-	23.81	-		
10	1	50		-	23.86	-		
10	25	12		-	23.79	-		
10	1	0		-	22.96	-		
10	1	51		-	22.85	-		
10	50	0		-	23.01	-		
10	1	1	16-QAM	-	22.77	-	18.74	0.0748
10	1	1	64-QAM	-	21.57	-		
10	1	1	256-QAM	-	18.73	-		
Limit	ERP < 3W			Result			Pass	

NR n14 Maximum Average Power [dBm] (GT - LC = -2.2 dB)								
BW [MHz]	RB Size	RB Offset	Mod	Lowest	Middle	Highest	ERP (dBm)	ERP(W)
5	1	1	PI/2 BPSK	23.69	23.66	23.72	19.47	0.0885
5	1	23		23.60	23.66	23.69		
5	12	6		23.73	23.68	23.65		
5	1	0		23.39	23.34	23.38		
5	1	24		23.23	23.19	23.22		
5	25	0		23.23	23.20	23.32		
5	1	1	QPSK	23.79	23.82	23.71		
5	1	23		23.67	23.64	23.61		
5	12	6		23.70	23.67	23.68		
5	1	0		22.88	22.79	22.69		
5	1	24		22.62	22.56	22.77		
5	25	0		22.77	22.76	22.72		
5	1	1	16-QAM	22.66	22.68	22.80	18.45	0.0700
5	1	1	64-QAM	21.50	21.47	21.49		
5	1	1	256-QAM	18.79	18.73	18.70		
Limit	ERP < 3W			Result			Pass	

NR n14 Maximum Average Power [dBm] (GT - LC = -2.2 dB)								
BW [MHz]	RB Size	RB Offset	Mod	Lowest	Middle	Highest	ERP (dBm)	ERP(W)
10	1	1	PI/2 BPSK	-	23.77	-	19.42	0.0875
10	1	50		-	23.59	-		
10	25	12		-	23.74	-		
10	1	0		-	23.77	-		
10	1	51		-	23.10	-		
10	50	0		-	23.20	-		
10	1	1	QPSK	-	23.75	-		
10	1	50		-	23.76	-		
10	25	12		-	23.67	-		
10	1	0		-	22.82	-		
10	1	51		-	22.75	-		
10	50	0		-	22.72	-		
10	1	1	16-QAM	-	22.64	-	18.29	0.0675
10	1	1	64-QAM	-	21.61	-		
10	1	1	256-QAM	-	18.67	-		
Limit	ERP < 3W			Result			Pass	

NR n25 Maximum Average Power [dBm] (GT - LC = 3.4 dB)								
BW [MHz]	RB Size	RB Offset	Mod	Lowest	Middle	Highest	EIRP (dBm)	EIRP(W)
5	1	1	PI/2 BPSK	23.52	23.46	23.53	27.01	0.5023
5	1	23		23.52	23.47	23.53		
5	12	6		23.44	23.53	23.49		
5	1	0		23.04	23.19	22.88		
5	1	24		23.07	23.12	22.91		
5	25	0		23.07	23.02	23.03		
5	1	1	QPSK	23.53	23.61	23.48		
5	1	23		23.54	23.59	23.60		
5	12	6		23.46	23.54	23.51		
5	1	0		22.39	22.50	22.51		
5	1	24		22.51	22.58	22.54		
5	25	0		22.50	22.59	22.54		
5	1	1	16-QAM	22.44	22.53	22.45	25.93	0.3917
5	1	1	64-QAM	21.29	21.30	21.23		
5	1	1	256-QAM	18.53	18.55	18.59		
Limit	EIRP < 2W			Result			Pass	

NR n25 Maximum Average Power [dBm] (GT - LC = 3.4 dB)								
BW [MHz]	RB Size	RB Offset	Mod	Lowest	Middle	Highest	EIRP (dBm)	EIRP(W)
10	1	1	PI/2 BPSK	23.38	23.47	23.54	27.05	0.507
10	1	50		23.54	23.49	23.62		
10	25	12		23.65	23.60	23.60		
10	1	0		23.04	23.04	22.92		
10	1	51		23.09	23.05	22.98		
10	50	0		23.06	23.11	23.07		
10	1	1	QPSK	23.47	23.57	23.53		
10	1	50		23.60	23.61	23.63		
10	25	12		23.53	23.58	23.64		
10	1	0		22.45	22.57	22.56		
10	1	51		22.58	22.59	22.58		
10	50	0		22.57	22.58	22.61		
10	1	1	16-QAM	22.46	22.62	22.45	26.02	0.3999
10	1	1	64-QAM	21.16	21.29	21.25		
10	1	1	256-QAM	18.49	18.63	18.54		
Limit	EIRP < 2W			Result			Pass	

NR n25 Maximum Average Power [dBm] (GT - LC = 3.4 dB)								
BW [MHz]	RB Size	RB Offset	Mod	Lowest	Middle	Highest	EIRP (dBm)	EIRP(W)
15	1	1	PI/2 BPSK	23.75	23.78	23.59	27.36	0.5445
15	1	77		23.92	23.77	23.62		
15	36	18		23.77	23.82	23.70		
15	1	0		23.28	23.39	23.15		
15	1	78		23.41	23.29	23.22		
15	75	0		23.24	23.35	23.20		
15	1	1	QPSK	23.77	23.86	23.71		
15	1	77		23.94	23.96	23.81		
15	36	18		23.78	23.88	23.76		
15	1	0		22.78	22.89	22.75		
15	1	78		22.96	22.81	22.77		
15	75	0		22.86	22.86	22.78		
15	1	1	16-QAM	22.77	22.75	22.65	26.17	0.4140
15	1	1	64-QAM	21.47	21.52	21.42		
15	1	1	256-QAM	18.72	18.92	18.71		
Limit	EIRP < 2W			Result			Pass	

NR n25 Maximum Average Power [dBm] (GT - LC = 3.4 dB)								
BW [MHz]	RB Size	RB Offset	Mod	Lowest	Middle	Highest	EIRP (dBm)	EIRP(W)
20	1	1	PI/2 BPSK	23.74	23.66	23.57	27.38	0.5470
20	1	104		23.88	23.74	23.66		
20	50	25		23.75	23.91	23.77		
20	1	0		23.24	23.38	23.15		
20	1	105		23.30	23.35	23.25		
20	100	0		23.31	23.40	23.27		
20	1	1	QPSK	23.77	23.80	23.72		
20	1	104		23.98	23.80	23.75		
20	50	25		23.79	23.84	23.78		
20	1	0		22.71	22.81	22.69		
20	1	105		22.93	22.83	22.78		
20	100	0		22.86	22.87	22.79		
20	1	1	16-QAM	22.63	22.69	22.66	26.09	0.4064
20	1	1	64-QAM	21.39	21.55	21.51		
20	1	1	256-QAM	18.78	18.76	18.77		
Limit	EIRP < 2W			Result			Pass	

NR n25 Maximum Average Power [dBm] (GT - LC = 3.4 dB)								
BW [MHz]	RB Size	RB Offset	Mod	Lowest	Middle	Highest	EIRP (dBm)	EIRP(W)
25	1	1	PI/2 BPSK	23.71	23.84	23.75	27.44	0.5546
25	1	131		23.93	23.89	23.90		
25	64	32		23.97	23.90	23.79		
25	1	0		23.44	23.51	23.41		
25	1	132		23.40	23.50	23.49		
25	128	0		23.43	23.36	23.29		
25	1	1	QPSK	23.87	24.00	23.91		
25	1	131		24.03	24.04	24.03		
25	64	32		23.83	23.92	23.79		
25	1	0		22.81	23.05	22.84		
25	1	132		23.01	23.01	22.76		
25	128	0		22.88	22.95	22.79		
25	1	1	16-QAM	22.71	22.83	22.77	26.23	0.4198
25	1	1	64-QAM	21.51	21.67	21.59		
25	1	1	256-QAM	18.81	18.88	19.31		
Limit	EIRP < 2W			Result			Pass	

NR n25 Maximum Average Power [dBm] (GT - LC = 3.4 dB)								
BW [MHz]	RB Size	RB Offset	Mod	Lowest	Middle	Highest	EIRP (dBm)	EIRP(W)
30	1	1	PI/2 BPSK	23.71	23.86	23.66	27.39	0.5483
30	1	158		23.79	23.84	23.82		
30	80	40		23.91	23.96	23.83		
30	1	0		23.31	23.51	23.33		
30	1	159		23.50	23.35	23.43		
30	160	0		23.49	23.47	23.41		
30	1	1	QPSK	23.77	23.90	23.88		
30	1	158		23.99	23.93	23.99		
30	80	40		23.97	23.99	23.85		
30	1	0		22.83	22.96	22.77		
30	1	159		22.88	22.95	23.00		
30	160	0		23.00	22.96	22.89		
30	1	1	16-QAM	22.75	22.81	22.81	26.21	0.4178
30	1	1	64-QAM	21.52	21.59	21.58		
30	1	1	256-QAM	18.83	18.97	18.86		
Limit	EIRP < 2W			Result			Pass	

NR n25 Maximum Average Power [dBm] (GT - LC = 3.4 dB)								
BW [MHz]	RB Size	RB Offset	Mod	Lowest	Middle	Highest	EIRP (dBm)	EIRP(W)
40	1	1	PI/2 BPSK	23.70	23.76	23.67	27.45	0.5559
40	1	214		23.91	23.84	23.87		
40	108	54		24.05	23.95	23.92		
40	1	0		23.30	23.42	23.42		
40	1	215		23.38	23.49	23.52		
40	216	0		23.38	23.46	23.35		
40	1	1	QPSK	23.75	23.78	23.78		
40	1	214		23.97	23.94	23.98		
40	108	54		24.04	24.02	23.89		
40	1	0		22.80	22.92	22.85		
40	1	215		23.02	22.92	23.07		
40	216	0		22.96	22.99	22.90		
40	1	1	16-QAM	22.68	22.75	22.70	26.15	0.4121
40	1	1	64-QAM	21.51	21.58	21.59		
40	1	1	256-QAM	18.87	18.94	18.84		
Limit	EIRP < 2W			Result			Pass	

NR n26 Maximum Average Power [dBm] (GT - LC = -2.1 dB)								
BW [MHz]	RB Size	RB Offset	Mod	Lowest	Middle	Highest	ERP (dBm)	ERP(W)
5	1	1	PI/2 BPSK	23.96	23.98	24.01	19.97	0.0993
5	1	23		23.92	24.04	24.00		
5	12	6		23.95	23.98	24.02		
5	1	0		23.68	23.43	23.56		
5	1	24		23.53	23.49	23.54		
5	25	0		23.54	23.45	23.57		
5	1	1	QPSK	24.03	23.97	24.00		
5	1	23		24.01	24.22	24.09		
5	12	6		23.92	23.89	24.03		
5	1	0		23.17	22.97	23.06		
5	1	24		23.04	23.05	23.07		
5	25	0		23.01	22.94	23.05		
5	1	1	16-QAM	22.95	22.93	23.00	18.75	0.0750
5	1	1	64-QAM	21.81	21.65	21.79		
5	1	1	256-QAM	19.10	18.85	18.99		
Limit	ERP < 7W			Result			Pass	

NR n26 Maximum Average Power [dBm] (GT - LC = -2.1 dB)								
BW [MHz]	RB Size	RB Offset	Mod	Lowest	Middle	Highest	ERP (dBm)	ERP(W)
10	1	1	PI/2 BPSK	24.04	23.94	24.06	19.94	0.0986
10	1	50		23.99	23.98	24.07		
10	25	12		24.01	23.98	24.04		
10	1	0		23.67	23.55	23.56		
10	1	51		23.51	23.58	23.49		
10	50	0		23.52	23.46	23.55		
10	1	1	QPSK	24.07	24.02	24.10		
10	1	50		24.00	23.99	24.19		
10	25	12		24.03	23.99	23.95		
10	1	0		23.18	22.97	23.08		
10	1	51		22.92	23.06	23.03		
10	50	0		23.09	22.98	23.02		
10	1	1	16-QAM	22.99	22.92	23.00	18.75	0.0750
10	1	1	64-QAM	21.86	21.68	21.85		
10	1	1	256-QAM	19.12	18.98	19.01		
Limit	ERP < 7W			Result			Pass	

NR n26 Maximum Average Power [dBm] (GT - LC = -2.1 dB)								
BW [MHz]	RB Size	RB Offset	Mod	Lowest	Middle	Highest	ERP (dBm)	ERP(W)
15	1	1	PI/2 BPSK	24.06	24.02	24.00	19.95	0.0989
15	1	77		24.15	24.01	24.06		
15	36	18		24.14	24.15	24.13		
15	1	0		23.83	23.64	23.56		
15	1	78		23.68	23.61	23.62		
15	75	0		23.66	23.61	23.66		
15	1	1	QPSK	24.20	24.12	24.00		
15	1	77		24.07	24.12	24.16		
15	36	18		24.12	24.05	24.18		
15	1	0		23.41	23.13	23.12		
15	1	78		23.12	23.15	23.17		
15	75	0		23.15	23.08	23.18		
15	1	1	16-QAM	23.07	23.03	22.98	18.82	0.0762
15	1	1	64-QAM	21.92	21.90	21.76		
15	1	1	256-QAM	19.78	19.05	18.97		
Limit	ERP < 7W			Result			Pass	

NR n26 Maximum Average Power [dBm] (GT - LC = -2.1 dB)								
BW [MHz]	RB Size	RB Offset	Mod	Lowest	Middle	Highest	ERP (dBm)	ERP(W)
20	1	1	PI/2 BPSK	23.98	23.96	24.10	19.95	0.0989
20	1	104		24.04	24.04	24.17		
20	50	25		24.16	24.05	24.08		
20	1	0		23.77	23.68	23.58		
20	1	105		23.61	23.58	23.53		
20	100	0		23.64	23.60	23.60		
20	1	1	QPSK	24.14	24.12	24.20		
20	1	104		24.09	24.13	24.18		
20	50	25		24.14	24.04	24.04		
20	1	0		23.44	23.33	23.27		
20	1	105		23.02	23.10	23.15		
20	100	0		23.12	23.11	23.11		
20	1	1	16-QAM	22.94	23.00	23.05	18.80	0.0759
20	1	1	64-QAM	21.80	21.87	21.81		
20	1	1	256-QAM	19.19	19.11	19.12		
Limit	ERP < 7W			Result			Pass	

NR n30 Maximum Average Power [dBm] (GT - LC = 0.73 dB)								
BW [MHz]	RB Size	RB Offset	Mod	Lowest	Middle	Highest	EIRP (dBm)	EIRP(W)
5	1	1	PI/2 BPSK	21.54	21.60	21.74	22.51	0.1782
5	1	23		21.61	21.60	21.64		
5	12	6		21.65	21.74	21.73		
5	1	0		21.17	21.27	21.27		
5	1	24		21.16	21.17	21.15		
5	25	0		21.19	21.27	21.22		
5	1	1	QPSK	21.59	21.60	21.73		
5	1	23		21.57	21.70	21.65		
5	12	6		21.63	21.78	21.77		
5	1	0		20.49	20.71	20.68		
5	1	24		20.58	20.57	20.54		
5	25	0		20.66	20.72	20.78		
5	1	1	16-QAM	20.66	20.72	20.75	21.48	0.1406
5	1	1	64-QAM	19.37	19.37	19.48		
5	1	1	256-QAM	16.63	16.68	16.77		
Limit	EIRP < 250 mW/5MHz			Result			Pass	

NR n30 Maximum Average Power [dBm] (GT - LC = 0.73 dB)								
BW [MHz]	RB Size	RB Offset	Mod	Lowest	Middle	Highest	EIRP (dBm)	EIRP(W)
10	1	1	PI/2 BPSK	-	21.65	-	22.47	0.1766
10	1	50		-	21.63	-		
10	25	12		-	21.74	-		
10	1	0		-	21.32	-		
10	1	51		-	21.17	-		
10	50	0		-	21.20	-		
10	1	1	QPSK	-	21.72	-		
10	1	50		-	21.67	-		
10	25	12		-	21.72	-		
10	1	0		-	20.75	-		
10	1	51		-	20.73	-		
10	50	0		-	20.72	-		
10	1	1	16-QAM	-	20.75	-	21.48	0.1406
10	1	1	64-QAM	-	19.47	-		
10	1	1	256-QAM	-	16.59	-		
Limit	EIRP < 250 mW/5MHz			Result			Pass	

Total EIRP power is less than partial EIRP limit 250 mW/5MHz.

NR n38 Maximum Average Power [dBm] (GT - LC = -0.58 dB)								
BW [MHz]	RB Size	RB Offset	Mod	Lowest	Middle	Highest	EIRP (dBm)	EIRP(W)
10	1	1	PI/2 BPSK	23.68	23.75	23.72	23.25	0.2113
10	1	22		23.66	23.77	23.67		
10	12	6		23.78	23.81	23.75		
10	1	0		23.36	23.21	23.18		
10	1	23		23.26	23.19	23.16		
10	24	0		23.39	23.33	23.23		
10	1	1	QPSK	23.73	23.76	23.64		
10	1	22		23.67	23.82	23.60		
10	12	6		23.80	23.83	23.74		
10	1	0		22.72	22.73	22.67		
10	1	23		22.65	22.71	22.59		
10	24	0		22.79	22.80	22.74		
10	1	1	16-QAM	22.78	22.90	22.83	22.32	0.1706
10	1	1	64-QAM	21.30	21.33	21.23		
10	1	1	256-QAM	19.04	19.02	18.99		
Limit	EIRP < 2W			Result			Pass	

NR n38 Maximum Average Power [dBm] (GT - LC = -0.58 dB)								
BW [MHz]	RB Size	RB Offset	Mod	Lowest	Middle	Highest	EIRP (dBm)	EIRP(W)
15	1	1	PI/2 BPSK	23.90	23.85	23.82	23.39	0.2183
15	1	36		23.88	23.91	23.74		
15	18	9		23.96	23.92	23.85		
15	1	0		23.42	23.41	23.28		
15	1	37		23.34	23.37	23.22		
15	36	0		23.48	23.39	23.33		
15	1	1	QPSK	23.95	23.82	23.78		
15	1	36		23.91	23.89	23.77		
15	18	9		23.97	23.94	23.80		
15	1	0		22.92	22.83	22.76		
15	1	37		22.87	22.85	22.72		
15	36	0		22.95	22.93	22.86		
15	1	1	16-QAM	23.11	22.96	22.91	22.53	0.1791
15	1	1	64-QAM	21.47	21.42	21.39		
15	1	1	256-QAM	19.24	19.15	19.13		
Limit	EIRP < 2W			Result			Pass	

NR n38 Maximum Average Power [dBm] (GT - LC = -0.58 dB)								
BW [MHz]	RB Size	RB Offset	Mod	Lowest	Middle	Highest	EIRP (dBm)	EIRP(W)
20	1	1	PI/2 BPSK	23.89	23.85	23.77	23.39	0.2183
20	1	49		23.88	23.83	23.75		
20	25	12		23.95	23.94	23.84		
20	1	0		23.45	23.33	23.28		
20	1	50		23.37	23.36	23.23		
20	50	0		23.46	23.40	23.30		
20	1	1	QPSK	23.87	23.79	23.76		
20	1	49		23.80	23.89	23.72		
20	25	12		23.97	23.93	23.84		
20	1	0		22.90	22.86	22.79		
20	1	50		22.84	22.87	22.69		
20	50	0		22.93	22.93	22.85		
20	1	1	16-QAM	22.97	22.92	22.81	22.39	0.1734
20	1	1	64-QAM	21.45	21.41	21.38		
20	1	1	256-QAM	19.18	19.11	19.08		
Limit	EIRP < 2W			Result			Pass	

NR n38 Maximum Average Power [dBm] (GT - LC = -0.58 dB)								
BW [MHz]	RB Size	RB Offset	Mod	Lowest	Middle	Highest	EIRP (dBm)	EIRP(W)
30	1	1	PI/2 BPSK	23.94	23.91	23.84	23.41	0.2193
30	1	76		23.93	23.96	23.89		
30	36	18		23.92	23.86	23.88		
30	1	0		23.48	23.51	23.41		
30	1	77		23.39	23.49	23.39		
30	75	0		23.43	23.38	23.42		
30	1	1	QPSK	23.94	23.88	23.80		
30	1	76		23.92	23.99	23.84		
30	36	18		23.89	23.86	23.87		
30	1	0		22.97	22.83	22.92		
30	1	77		22.92	23.00	22.86		
30	75	0		22.89	22.92	22.83		
30	1	1	16-QAM	22.99	22.99	22.82	22.41	0.1742
30	1	1	64-QAM	21.55	21.44	21.35		
30	1	1	256-QAM	19.25	19.16	19.12		
Limit	EIRP < 2W			Result			Pass	

NR n38 Maximum Average Power [dBm] (GT - LC = -0.58 dB)								
BW [MHz]	RB Size	RB Offset	Mod	Lowest	Middle	Highest	EIRP (dBm)	EIRP(W)
40	1	1	PI/2 BPSK	23.92	24.00	23.85	23.42	0.2198
40	1	104		23.95	23.95	23.89		
40	50	25		23.90	23.90	23.88		
40	1	0		23.44	23.49	23.44		
40	1	105		23.43	23.44	23.43		
40	100	0		23.41	23.39	23.37		
40	1	1	QPSK	23.91	23.91	23.83		
40	1	104		23.93	23.93	23.85		
40	50	25		23.91	23.92	23.88		
40	1	0		22.90	23.00	22.87		
40	1	105		22.92	22.96	22.89		
40	100	0		22.93	22.91	22.90		
40	1	1	16-QAM	22.89	23.04	22.96	22.46	0.1762
40	1	1	64-QAM	21.50	21.43	21.41		
40	1	1	256-QAM	19.21	19.20	19.18		
Limit	EIRP < 2W			Result			Pass	

NR n41 HPUE Maximum Average Power [dBm] (GT - LC = 0.31 dB)								
BW [MHz]	RB Size	RB Offset	Mod	Lowest	Middle	Highest	EIRP (dBm)	EIRP(W)
20	1	1	PI/2 BPSK	26.25	26.29	25.93	26.63	0.4603
20	1	49		26.22	26.28	26.07		
20	25	12		26.30	26.29	26.02		
20	1	0		22.76	22.73	22.51		
20	1	50		22.78	22.75	22.52		
20	50	0		23.75	23.76	23.53		
20	1	1	QPSK	26.23	26.22	25.86		
20	1	49		26.20	26.24	25.97		
20	25	12		26.32	26.29	26.02		
20	1	0		22.76	22.72	22.50		
20	1	50		22.73	22.72	22.51		
20	50	0		23.31	23.31	23.06		
20	1	1	16-QAM	25.42	25.29	24.94	25.73	0.3741
20	1	1	64-QAM	23.83	23.80	23.52		
20	1	1	256-QAM	21.57	21.55	21.24		
Limit	EIRP < 2W			Result			Pass	

NR n41 HPUE Maximum Average Power [dBm] (GT - LC = 0.31 dB)								
BW [MHz]	RB Size	RB Offset	Mod	Lowest	Middle	Highest	EIRP (dBm)	EIRP(W)
30	1	1	PI/2 BPSK	26.31	26.25	26.00	26.74	0.4721
30	1	76		26.24	26.43	26.24		
30	36	18		26.28	26.30	26.05		
30	1	0		22.75	22.72	22.67		
30	1	77		22.77	22.90	22.71		
30	75	0		23.76	23.82	23.66		
30	1	1	QPSK	26.18	26.25	25.95		
30	1	76		26.13	26.37	26.14		
30	36	18		26.26	26.25	26.05		
30	1	0		22.75	22.76	22.61		
30	1	77		22.67	22.97	22.64		
30	75	0		23.28	23.29	23.06		
30	1	1	16-QAM	25.37	25.36	25.11	25.68	0.3698
30	1	1	64-QAM	23.84	23.77	23.57		
30	1	1	256-QAM	21.54	21.57	21.27		
Limit	EIRP < 2W			Result			Pass	

NR n41 HPUE Maximum Average Power [dBm] (GT - LC = 0.31 dB)								
BW [MHz]	RB Size	RB Offset	Mod	Lowest	Middle	Highest	EIRP (dBm)	EIRP(W)
40	1	1	PI/2 BPSK	26.42	26.36	26.05	26.75	0.4732
40	1	104		26.25	26.44	26.35		
40	50	25		26.26	26.32	26.17		
40	1	0		22.88	22.85	22.72		
40	1	105		22.79	22.89	22.78		
40	100	0		23.76	23.84	23.66		
40	1	1	QPSK	26.37	26.37	26.00		
40	1	104		26.23	26.43	26.17		
40	50	25		26.23	26.30	26.15		
40	1	0		22.85	22.83	22.71		
40	1	105		22.74	22.90	22.66		
40	100	0		23.28	23.31	23.16		
40	1	1	16-QAM	25.50	25.34	25.08	25.81	0.3811
40	1	1	64-QAM	23.94	23.80	23.60		
40	1	1	256-QAM	21.61	21.64	21.33		
Limit	EIRP < 2W			Result			Pass	

NR n41 HPUE Maximum Average Power [dBm] (GT - LC = 0.31 dB)								
BW [MHz]	RB Size	RB Offset	Mod	Lowest	Middle	Highest	EIRP (dBm)	EIRP(W)
50	1	1	PI/2 BPSK	26.33	26.27	25.89	26.64	0.4613
50	1	131		26.15	26.30	26.16		
50	64	32		26.26	26.30	26.06		
50	1	0		22.90	22.78	22.58		
50	1	132		22.68	22.84	22.65		
50	128	0		23.55	23.90	23.53		
50	1	1	QPSK	26.24	26.25	25.83		
50	1	131		26.13	26.29	26.05		
50	64	32		26.22	26.28	26.07		
50	1	0		22.81	22.76	22.62		
50	1	132		22.63	22.79	22.61		
50	128	0		23.25	23.24	23.05		
50	1	1	16-QAM	25.41	25.43	25.01	25.74	0.375
50	1	1	64-QAM	23.81	23.86	23.39		
50	1	1	256-QAM	21.58	21.60	21.21		
Limit	EIRP < 2W			Result			Pass	

NR n41 HPUE Maximum Average Power [dBm] (GT - LC = 0.31 dB)								
BW [MHz]	RB Size	RB Offset	Mod	Lowest	Middle	Highest	EIRP (dBm)	EIRP(W)
60	1	1	PI/2 BPSK	26.23	26.19	25.95	26.64	0.4613
60	1	160		26.12	26.24	26.12		
60	81	40		26.33	26.27	26.05		
60	1	0		22.84	22.81	22.68		
60	1	161		22.67	22.83	22.65		
60	162	0		23.79	23.89	23.56		
60	1	1	QPSK	26.22	26.27	25.89		
60	1	160		26.14	26.23	26.06		
60	81	40		26.28	26.26	26.03		
60	1	0		22.85	22.79	22.57		
60	1	161		22.60	22.83	22.59		
60	162	0		23.27	23.36	23.06		
60	1	1	16-QAM	25.27	25.31	25.00	25.62	0.3648
60	1	1	64-QAM	23.75	23.74	23.45		
60	1	1	256-QAM	21.54	21.54	21.22		
Limit	EIRP < 2W			Result			Pass	

NR n41 HPUE Maximum Average Power [dBm] (GT - LC = 0.31 dB)								
BW [MHz]	RB Size	RB Offset	Mod	Lowest	Middle	Highest	EIRP (dBm)	EIRP(W)
70	1	1	PI/2 BPSK	26.16	26.07	25.86	26.47	0.4436
70	1	187		25.94	26.08	26.01		
70	90	45		26.05	26.08	26.09		
70	1	0		22.73	22.64	22.65		
70	1	188		22.45	22.69	22.53		
70	180	0		23.62	23.57	23.59		
70	1	1	QPSK	26.08	26.02	25.81		
70	1	187		25.97	26.04	25.97		
70	90	45		26.06	26.08	26.00		
70	1	0		22.69	22.61	22.64		
70	1	188		22.44	22.66	22.52		
70	180	0		23.15	23.10	23.00		
70	1	1	16-QAM	25.12	25.13	24.95	25.44	0.3499
70	1	1	64-QAM	23.67	23.62	23.39		
70	1	1	256-QAM	21.41	21.35	21.13		
Limit	EIRP < 2W			Result			Pass	

NR n41 HPUE Maximum Average Power [dBm] (GT - LC = 0.31 dB)								
BW [MHz]	RB Size	RB Offset	Mod	Lowest	Middle	Highest	EIRP (dBm)	EIRP(W)
80	1	1	PI/2 BPSK	26.14	26.02	25.83	26.53	0.4498
80	1	215		25.93	26.22	26.07		
80	108	54		26.09	26.09	26.05		
80	1	0		22.71	22.58	22.67		
80	1	216		22.46	22.68	22.51		
80	216	0		23.61	23.62	23.52		
80	1	1	QPSK	26.10	25.96	25.74		
80	1	215		25.93	26.20	25.97		
80	108	54		26.07	26.06	26.04		
80	1	0		22.69	22.56	22.59		
80	1	216		22.40	22.69	22.57		
80	216	0		23.13	23.09	23.01		
80	1	1	16-QAM	25.14	25.09	24.91	25.45	0.3508
80	1	1	64-QAM	23.70	23.52	23.36		
80	1	1	256-QAM	21.35	21.34	21.05		
Limit	EIRP < 2W			Result			Pass	

NR n41 HPUE Maximum Average Power [dBm] (GT - LC = 0.31 dB)								
BW [MHz]	RB Size	RB Offset	Mod	Lowest	Middle	Highest	EIRP (dBm)	EIRP(W)
90	1	1	PI/2 BPSK	26.19	26.05	25.73	26.5	0.4467
90	1	243		25.96	26.02	26.06		
90	120	60		26.13	26.10	26.06		
90	1	0		22.78	22.67	22.61		
90	1	244		22.46	22.71	22.55		
90	243	0		23.64	23.59	23.56		
90	1	1	QPSK	26.13	25.95	25.67		
90	1	243		25.90	26.15	25.98		
90	120	60		26.14	26.12	26.08		
90	1	0		22.74	22.59	22.61		
90	1	244		22.43	22.68	22.51		
90	243	0		23.15	23.08	23.07		
90	1	1	16-QAM	25.18	25.13	24.83	25.49	0.354
90	1	1	64-QAM	23.72	23.58	23.25		
90	1	1	256-QAM	21.47	21.32	21.05		
Limit	EIRP < 2W			Result			Pass	

NR n41 HPUE Maximum Average Power [dBm] (GT - LC = 0.31 dB)								
BW [MHz]	RB Size	RB Offset	Mod	Lowest	Middle	Highest	EIRP (dBm)	EIRP(W)
100	1	1	PI/2 BPSK	26.26	26.09	25.73	26.61	0.4581
100	1	271		26.03	26.30	26.05		
100	135	67		26.17	26.14	25.98		
100	1	0		22.86	22.66	22.65		
100	1	272		22.53	22.81	22.57		
100	270	0		23.64	23.69	23.54		
100	1	1	QPSK	26.22	26.02	25.72		
100	1	271		26.03	26.24	26.01		
100	135	67		26.16	26.14	25.98		
100	1	0		22.83	22.65	22.63		
100	1	272		22.51	22.77	22.53		
100	270	0		23.15	23.11	22.94		
100	1	1	16-QAM	25.20	25.17	24.92	25.51	0.3556
100	1	1	64-QAM	23.68	23.56	23.28		
100	1	1	256-QAM	21.40	21.33	21.00		
Limit	EIRP < 2W			Result			Pass	

NR n66 Maximum Average Power [dBm] (GT - LC = 1.04 dB)								
BW [MHz]	RB Size	RB Offset	Mod	Lowest	Middle	Highest	EIRP (dBm)	EIRP(W)
5	1	1	PI/2 BPSK	23.79	23.81	23.57	24.95	0.3126
5	1	23		23.73	23.82	23.58		
5	12	6		23.81	23.90	23.54		
5	1	0		23.48	23.52	23.21		
5	1	24		23.40	23.41	23.16		
5	25	0		23.38	23.44	23.19		
5	1	1	QPSK	23.85	23.82	23.60		
5	1	23		23.91	23.91	23.56		
5	12	6		23.84	23.74	23.56		
5	1	0		22.88	22.97	22.60		
5	1	24		22.88	22.85	22.53		
5	25	0		22.85	22.89	22.55		
5	1	1	16-QAM	22.86	22.79	22.52	23.9	0.2455
5	1	1	64-QAM	21.55	21.52	21.30		
5	1	1	256-QAM	18.82	18.91	18.73		
Limit	EIRP < 1W			Result			Pass	

NR n66 Maximum Average Power [dBm] (GT - LC = 1.04 dB)								
BW [MHz]	RB Size	RB Offset	Mod	Lowest	Middle	Highest	EIRP (dBm)	EIRP(W)
10	1	1	PI/2 BPSK	23.73	23.71	23.56	24.91	0.3097
10	1	50		23.78	23.83	23.62		
10	25	12		23.85	23.82	23.65		
10	1	0		23.44	23.39	23.26		
10	1	51		23.37	23.34	23.15		
10	50	0		23.35	23.45	23.21		
10	1	1	QPSK	23.82	23.83	23.58		
10	1	50		23.84	23.82	23.61		
10	25	12		23.87	23.78	23.63		
10	1	0		22.83	22.83	22.62		
10	1	51		22.80	22.89	22.55		
10	50	0		22.86	22.82	22.59		
10	1	1	16-QAM	22.76	22.83	22.55	23.87	0.2438
10	1	1	64-QAM	21.58	21.46	21.46		
10	1	1	256-QAM	18.84	18.89	18.65		
Limit	EIRP < 1W			Result			Pass	

NR n66 Maximum Average Power [dBm] (GT - LC = 1.04 dB)								
BW [MHz]	RB Size	RB Offset	Mod	Lowest	Middle	Highest	EIRP (dBm)	EIRP(W)
15	1	1	PI/2 BPSK	23.81	23.88	23.73	25.12	0.3251
15	1	77		24.00	23.93	23.73		
15	36	18		23.94	24.02	23.86		
15	1	0		23.48	23.59	23.40		
15	1	78		23.51	23.58	23.40		
15	75	0		23.57	23.59	23.45		
15	1	1	QPSK	23.99	24.08	23.83		
15	1	77		24.06	24.07	23.85		
15	36	18		23.98	24.00	23.83		
15	1	0		22.98	23.07	22.82		
15	1	78		23.02	23.04	22.78		
15	75	0		22.96	23.03	22.83		
15	1	1	16-QAM	22.84	22.93	22.78	23.97	0.2495
15	1	1	64-QAM	21.67	21.76	21.57		
15	1	1	256-QAM	18.92	18.98	18.81		
Limit	EIRP < 1W			Result			Pass	

NR n66 Maximum Average Power [dBm] (GT - LC = 1.04 dB)								
BW [MHz]	RB Size	RB Offset	Mod	Lowest	Middle	Highest	EIRP (dBm)	EIRP(W)
20	1	1	PI/2 BPSK	23.90	23.91	23.72	25.08	0.3221
20	1	104		23.99	23.94	23.71		
20	50	25		24.01	23.98	23.80		
20	1	0		23.41	23.56	23.35		
20	1	105		23.54	23.58	23.40		
20	100	0		23.47	23.48	23.41		
20	1	1	QPSK	23.92	24.01	23.82		
20	1	104		24.03	24.00	23.77		
20	50	25		24.04	24.01	23.85		
20	1	0		23.05	23.09	22.85		
20	1	105		22.70	22.99	22.78		
20	100	0		23.05	23.02	22.83		
20	1	1	16-QAM	22.83	22.87	22.71	23.91	0.246
20	1	1	64-QAM	21.90	21.88	21.49		
20	1	1	256-QAM	18.91	18.93	19.29		
Limit	EIRP < 1W			Result			Pass	

NR n66 Maximum Average Power [dBm] (GT - LC = 1.04 dB)								
BW [MHz]	RB Size	RB Offset	Mod	Lowest	Middle	Highest	EIRP (dBm)	EIRP(W)
25	1	1	PI/2 BPSK	23.87	23.96	23.79	25.22	0.3327
25	1	131		24.03	23.93	23.78		
25	64	32		24.07	24.00	23.84		
25	1	0		23.64	23.65	23.47		
25	1	132		23.67	23.64	23.44		
25	128	0		23.49	23.54	23.26		
25	1	1	QPSK	23.99	23.97	23.94		
25	1	131		24.18	24.06	23.93		
25	64	32		24.03	24.02	23.85		
25	1	0		23.10	23.08	22.91		
25	1	132		23.17	23.14	23.13		
25	128	0		23.03	23.04	22.83		
25	1	1	16-QAM	22.88	22.94	22.81	23.98	0.25
25	1	1	64-QAM	21.70	21.72	21.66		
25	1	1	256-QAM	19.00	18.98	18.88		
Limit	EIRP < 1W			Result			Pass	

NR n66 Maximum Average Power [dBm] (GT - LC = 1.04 dB)								
BW [MHz]	RB Size	RB Offset	Mod	Lowest	Middle	Highest	EIRP (dBm)	EIRP(W)
30	1	1	PI/2 BPSK	23.83	23.88	23.73	25.23	0.3334
30	1	158		24.00	23.88	23.64		
30	80	40		23.97	24.00	23.85		
30	1	0		23.37	23.47	23.37		
30	1	159		23.45	23.36	23.28		
30	160	0		23.53	23.56	23.48		
30	1	1	QPSK	23.89	23.86	23.85		
30	1	158		24.19	23.95	23.78		
30	80	40		24.00	23.98	23.86		
30	1	0		22.97	22.93	22.79		
30	1	159		22.99	22.96	22.76		
30	160	0		23.09	23.04	22.92		
30	1	1	16-QAM	22.71	22.82	22.77	23.86	0.2432
30	1	1	64-QAM	21.46	21.63	21.48		
30	1	1	256-QAM	18.95	19.06	19.58		
Limit	EIRP < 1W			Result			Pass	

NR n66 Maximum Average Power [dBm] (GT - LC = 1.04 dB)								
BW [MHz]	RB Size	RB Offset	Mod	Lowest	Middle	Highest	EIRP (dBm)	EIRP(W)
40	1	1	PI/2 BPSK	23.69	23.75	23.70	25.09	0.3228
40	1	214		23.91	23.85	23.68		
40	108	54		23.96	24.04	23.88		
40	1	0		23.48	23.44	23.35		
40	1	215		23.52	23.44	23.37		
40	216	0		23.54	23.49	23.38		
40	1	1	QPSK	23.82	23.82	23.79		
40	1	214		23.98	23.87	23.81		
40	108	54		24.04	24.05	23.92		
40	1	0		22.92	22.90	22.85		
40	1	215		22.97	22.86	22.79		
40	216	0		22.99	23.05	22.90		
40	1	1	16-QAM	22.69	22.75	22.75	23.79	0.2393
40	1	1	64-QAM	21.44	21.46	21.61		
40	1	1	256-QAM	19.05	19.03	19.03		
Limit	EIRP < 1W			Result			Pass	

NR n70 Maximum Average Power [dBm] (GT - LC = 0.64 dB)								
BW [MHz]	RB Size	RB Offset	Mod	Lowest	Middle	Highest	ERP (dBm)	ERP(W)
5	1	1	PI/2 BPSK	22.83	22.85	22.79	23.66	0.2323
5	1	23		22.79	22.92	22.73		
5	12	6		22.83	22.85	22.77		
5	1	0		22.25	22.30	22.27		
5	1	24		22.24	22.23	22.20		
5	25	0		22.34	22.33	22.29		
5	1	1	QPSK	22.81	23.02	22.83		
5	1	23		22.86	23.02	22.70		
5	12	6		22.86	22.88	22.75		
5	1	0		21.87	21.85	21.76		
5	1	24		21.88	21.74	21.70		
5	25	0		21.79	21.85	21.75		
5	1	1	16-QAM	21.78	21.82	21.72	20.31	0.1074
5	1	1	64-QAM	20.57	20.61	20.43		
5	1	1	256-QAM	17.77	17.83	17.75		
Limit	EIRP < 1W			Result			Pass	

NR n70 Maximum Average Power [dBm] (GT - LC = 0.64 dB)								
BW [MHz]	RB Size	RB Offset	Mod	Lowest	Middle	Highest	ERP (dBm)	ERP(W)
10	1	1	PI/2 BPSK	22.86	22.86	22.77	23.6	0.2291
10	1	50		22.86	22.78	22.62		
10	25	12		22.87	22.92	22.79		
10	1	0		22.28	22.33	22.15		
10	1	51		22.25	22.24	22.07		
10	50	0		22.38	22.38	22.30		
10	1	1	QPSK	22.96	22.86	22.83		
10	1	50		22.89	22.96	22.69		
10	25	12		22.85	22.91	22.76		
10	1	0		21.82	21.81	21.68		
10	1	51		21.88	21.73	21.55		
10	50	0		21.85	21.88	21.76		
10	1	1	16-QAM	21.74	21.76	21.85	20.34	0.1081
10	1	1	64-QAM	20.56	20.51	20.53		
10	1	1	256-QAM	17.85	17.78	17.81		
Limit	EIRP < 1W			Result			Pass	

NR n70 Maximum Average Power [dBm] (GT - LC = 0.64 dB)								
BW [MHz]	RB Size	RB Offset	Mod	Lowest	Middle	Highest	ERP (dBm)	ERP(W)
15	1	1	PI/2 BPSK	-	22.97	-	23.69	0.2339
15	1	77		-	22.99	-		
15	36	18		-	23.05	-		
15	1	0		-	22.44	-		
15	1	78		-	22.39	-		
15	75	0		-	22.50	-		
15	1	1	QPSK	-	22.96	-		
15	1	77		-	23.03	-		
15	36	18		-	23.02	-		
15	1	0		-	21.97	-		
15	1	78		-	21.90	-		
15	75	0		-	22.01	-		
15	1	1	16-QAM	-	21.86	-	20.35	0.1084
15	1	1	64-QAM	-	20.61	-		
15	1	1	256-QAM	-	17.87	-		
Limit	EIRP < 1W			Result			Pass	

NR n71 Maximum Average Power [dBm] (GT - LC = 0.82 dB)								
BW [MHz]	RB Size	RB Offset	Mod	Lowest	Middle	Highest	ERP (dBm)	ERP(W)
5	1	1	PI/2 BPSK	24.23	23.77	23.87	22.9	0.195
5	1	23		24.08	23.73	23.88		
5	12	6		24.13	23.95	23.99		
5	1	0		23.78	23.37	23.50		
5	1	24		23.64	23.29	23.34		
5	25	0		23.55	23.41	23.46		
5	1	1	QPSK	24.20	23.89	23.92		
5	1	23		24.12	23.84	23.88		
5	12	6		24.20	23.85	23.96		
5	1	0		23.13	22.82	23.00		
5	1	24		23.00	22.76	22.88		
5	25	0		23.16	22.94	22.99		
5	1	1	16-QAM	23.25	22.89	22.89	21.92	0.1556
5	1	1	64-QAM	21.82	21.60	21.61		
5	1	1	256-QAM	19.23	18.83	18.89		
Limit	ERP < 3W			Result			Pass	

NR n71 Maximum Average Power [dBm] (GT - LC = 0.82 dB)								
BW [MHz]	RB Size	RB Offset	Mod	Lowest	Middle	Highest	ERP (dBm)	ERP(W)
10	1	1	PI/2 BPSK	24.15	24.02	23.84	22.85	0.1928
10	1	50		23.94	23.78	23.93		
10	25	12		24.08	23.90	23.90		
10	1	0		23.78	23.49	23.33		
10	1	51		23.57	23.28	23.34		
10	50	0		23.55	23.37	23.38		
10	1	1	QPSK	24.18	24.00	23.99		
10	1	50		24.01	23.85	23.97		
10	25	12		24.02	23.89	23.92		
10	1	0		23.29	23.06	22.92		
10	1	51		23.03	22.83	22.82		
10	50	0		23.07	22.83	22.88		
10	1	1	16-QAM	23.24	22.95	22.71	21.91	0.1552
10	1	1	64-QAM	21.90	21.64	21.57		
10	1	1	256-QAM	19.19	18.88	18.86		
Limit	ERP < 3W			Result			Pass	

NR n71 Maximum Average Power [dBm] (GT - LC = 0.82 dB)								
BW [MHz]	RB Size	RB Offset	Mod	Lowest	Middle	Highest	ERP (dBm)	ERP(W)
15	1	1	PI/2 BPSK	24.21	23.94	23.74	22.89	0.1945
15	1	77		24.12	23.68	23.72		
15	36	18		24.11	23.74	23.69		
15	1	0		23.95	23.64	23.40		
15	1	78		23.49	23.03	23.21		
15	75	0		23.57	23.22	23.24		
15	1	1	QPSK	24.22	23.86	23.74		
15	1	77		24.06	23.77	23.76		
15	36	18		24.20	23.83	23.74		
15	1	0		23.38	23.04	22.74		
15	1	78		23.00	22.65	22.80		
15	75	0		23.19	22.81	22.70		
15	1	1	16-QAM	23.19	22.96	22.71	21.86	0.1535
15	1	1	64-QAM	21.87	21.73	21.43		
15	1	1	256-QAM	19.16	18.93	18.69		
Limit	ERP < 3W			Result			Pass	

NR n71 Maximum Average Power [dBm] (GT - LC = 0.82 dB)								
BW [MHz]	RB Size	RB Offset	Mod	Lowest	Middle	Highest	ERP (dBm)	ERP(W)
20	1	1	PI/2 BPSK	24.06	23.87	23.80	22.73	0.1875
20	1	104		23.69	23.65	23.69		
20	50	25		23.87	23.73	23.73		
20	1	0		23.79	23.61	23.38		
20	1	105		23.18	23.14	23.18		
20	100	0		23.43	23.24	23.21		
20	1	1	QPSK	23.95	23.96	23.78		
20	1	104		23.87	23.66	23.80		
20	50	25		23.86	23.76	23.75		
20	1	0		23.26	23.18	22.93		
20	1	105		22.85	22.80	22.65		
20	100	0		22.83	22.78	22.78		
20	1	1	16-QAM	22.95	22.86	22.84	21.62	0.1452
20	1	1	64-QAM	21.59	21.55	21.50		
20	1	1	256-QAM	18.99	18.83	18.70		
Limit	ERP < 3W			Result			Pass	

Part 27O NR n77 HPUE Maximum Average Power [dBm] (GT - LC = 1.24 dB)								
BW [MHz]	RB Size	RB Offset	Mod	Lowest	Middle	Highest	EIRP (dBm)	EIRP(W)
10	1	1	PI/2 BPSK	25.70	25.78	26.36	27.71	0.5902
10	1	22		25.64	25.82	26.40		
10	12	6		25.79	25.87	26.46		
10	1	0		22.08	22.26	22.87		
10	1	23		22.05	22.28	22.83		
10	24	0		25.22	25.36	25.93		
10	1	1	QPSK	25.65	25.74	26.36		
10	1	22		25.65	25.76	26.38		
10	12	6		25.63	25.87	26.47		
10	1	0		22.13	22.14	22.92		
10	1	23		22.14	22.29	22.85		
10	24	0		24.77	24.85	25.46		
10	1	1	16-QAM	24.73	24.66	25.48	26.72	0.4699
10	1	1	64-QAM	23.18	23.20	24.05		
10	1	1	256-QAM	21.00	21.11	21.66		
Limit	EIRP < 1W			Result			Pass	

Part 27O NR n77 HPUE Maximum Average Power [dBm] (GT - LC = 1.24 dB)								
BW [MHz]	RB Size	RB Offset	Mod	Lowest	Middle	Highest	EIRP (dBm)	EIRP(W)
15	1	1	PI/2 BPSK	25.75	25.85	26.31	27.7	0.5888
15	1	36		25.60	25.94	26.46		
15	18	9		25.76	25.95	26.36		
15	1	0		22.20	22.23	22.80		
15	1	37		22.16	22.37	22.88		
15	36	0		25.20	25.44	25.90		
15	1	1	QPSK	25.68	25.84	26.31		
15	1	36		25.59	25.95	26.46		
15	18	9		25.72	25.96	26.36		
15	1	0		22.20	22.30	22.78		
15	1	37		22.10	22.44	22.90		
15	36	0		24.69	24.91	25.34		
15	1	1	16-QAM	24.78	24.98	25.48	26.72	0.4699
15	1	1	64-QAM	23.31	23.43	23.85		
15	1	1	256-QAM	21.03	21.20	21.59		
Limit	EIRP < 1W			Result			Pass	

Part 27O NR n77 HPUE Maximum Average Power [dBm] (GT - LC = 1.24 dB)								
BW [MHz]	RB Size	RB Offset	Mod	Lowest	Middle	Highest	EIRP (dBm)	EIRP(W)
20	1	1	PI/2 BPSK	25.72	25.85	26.31	27.71	0.5902
20	1	49		25.70	25.97	26.45		
20	25	12		25.71	25.97	26.38		
20	1	0		22.24	22.26	22.80		
20	1	50		22.11	22.38	22.90		
20	50	0		25.15	25.45	25.94		
20	1	1	QPSK	25.69	25.90	26.27		
20	1	49		25.69	25.94	26.47		
20	25	12		25.66	25.93	26.34		
20	1	0		22.24	22.32	22.85		
20	1	50		22.21	22.41	22.94		
20	50	0		24.61	24.96	25.38		
20	1	1	16-QAM	24.85	24.92	25.36	26.6	0.4571
20	1	1	64-QAM	23.33	23.54	23.81		
20	1	1	256-QAM	20.95	21.35	21.62		
Limit	EIRP < 1W			Result			Pass	

Part 27O NR n77 HPUE Maximum Average Power [dBm] (GT - LC = 1.24 dB)								
BW [MHz]	RB Size	RB Offset	Mod	Lowest	Middle	Highest	EIRP (dBm)	EIRP(W)
30	1	1	PI/2 BPSK	25.79	25.89	26.27	27.63	0.5794
30	1	76		25.79	26.02	26.39		
30	36	18		25.73	25.94	26.26		
30	1	0		22.24	22.42	22.81		
30	1	77		22.37	22.50	23.04		
30	75	0		25.32	25.43	25.94		
30	1	1	QPSK	25.71	25.85	26.27		
30	1	76		25.84	25.92	26.34		
30	36	18		25.70	25.93	26.29		
30	1	0		22.27	22.39	22.81		
30	1	77		22.27	22.44	22.92		
30	75	0		24.73	24.93	25.41		
30	1	1	16-QAM	24.94	25.00	25.41	26.65	0.4624
30	1	1	64-QAM	23.32	23.49	23.90		
30	1	1	256-QAM	21.01	21.15	21.78		
Limit	EIRP < 1W			Result			Pass	

Part 27O NR n77 HPUE Maximum Average Power [dBm] (GT - LC = 1.24 dB)								
BW [MHz]	RB Size	RB Offset	Mod	Lowest	Middle	Highest	EIRP (dBm)	EIRP(W)
40	1	1	PI/2 BPSK	25.97	26.05	26.30	27.79	0.6012
40	1	104		26.00	26.01	26.55		
40	50	25		25.81	26.04	26.36		
40	1	0		22.46	22.50	23.01		
40	1	105		22.38	22.59	23.13		
40	100	0		25.27	25.47	25.89		
40	1	1	QPSK	25.90	25.96	26.31		
40	1	104		25.92	26.06	26.54		
40	50	25		25.76	26.00	26.33		
40	1	0		22.47	22.57	22.91		
40	1	105		22.45	22.53	23.01		
40	100	0		24.78	25.00	25.40		
40	1	1	16-QAM	25.06	25.13	25.40	26.64	0.4613
40	1	1	64-QAM	23.40	23.45	23.86		
40	1	1	256-QAM	21.29	21.33	21.66		
Limit	EIRP < 1W			Result			Pass	

Part 27O NR n77 HPUE Maximum Average Power [dBm] (GT - LC = 1.24 dB)								
BW [MHz]	RB Size	RB Offset	Mod	Lowest	Middle	Highest	EIRP (dBm)	EIRP(W)
50	1	1	PI/2 BPSK	25.66	25.76	26.00	27.6	0.5754
50	1	131		25.68	25.90	26.36		
50	64	32		25.71	25.80	26.16		
50	1	0		22.17	22.30	22.69		
50	1	132		22.20	22.37	22.86		
50	128	0		25.20	25.34	25.64		
50	1	1	QPSK	25.67	25.72	25.98		
50	1	131		25.71	25.91	26.36		
50	64	32		25.72	25.81	26.15		
50	1	0		22.26	22.25	22.55		
50	1	132		22.12	22.44	22.82		
50	128	0		24.69	24.86	25.13		
50	1	1	16-QAM	24.83	24.83	25.11	26.35	0.4315
50	1	1	64-QAM	23.22	23.33	23.53		
50	1	1	256-QAM	20.93	21.06	21.28		
Limit	EIRP < 1W			Result			Pass	

Part 27O NR n77 HPUE Maximum Average Power [dBm] (GT - LC = 1.24 dB)								
BW [MHz]	RB Size	RB Offset	Mod	Lowest	Middle	Highest	EIRP (dBm)	EIRP(W)
60	1	1	PI/2 BPSK	25.53	25.66	25.67	27.36	0.5445
60	1	160		25.62	25.74	26.11		
60	81	40		25.60	25.74	25.94		
60	1	0		22.15	22.11	22.38		
60	1	161		22.07	22.21	22.57		
60	162	0		25.10	25.34	25.42		
60	1	1	QPSK	25.51	25.70	25.69		
60	1	160		25.63	25.78	26.12		
60	81	40		25.61	25.75	25.97		
60	1	0		22.13	22.24	22.31		
60	1	161		22.14	22.28	22.55		
60	162	0		24.61	24.74	24.95		
60	1	1	16-QAM	24.61	24.86	24.83	26.1	0.4074
60	1	1	64-QAM	23.07	23.29	23.21		
60	1	1	256-QAM	21.00	21.31	21.02		
Limit	EIRP < 1W			Result			Pass	

Part 27O NR n77 HPUE Maximum Average Power [dBm] (GT - LC = 1.24 dB)								
BW [MHz]	RB Size	RB Offset	Mod	Lowest	Middle	Highest	EIRP (dBm)	EIRP(W)
70	1	1	PI/2 BPSK	25.51	25.55	25.67	27.2	0.5248
70	1	187		25.55	25.60	25.95		
70	90	45		25.58	25.61	25.94		
70	1	0		22.04	22.05	22.30		
70	1	188		22.01	22.11	22.30		
70	180	0		25.08	25.08	25.40		
70	1	1	QPSK	25.47	25.53	25.58		
70	1	187		25.53	25.49	25.90		
70	90	45		25.58	25.58	25.96		
70	1	0		22.11	22.06	22.34		
70	1	188		22.03	22.09	22.47		
70	180	0		24.58	24.60	24.92		
70	1	1	16-QAM	24.56	24.67	24.73	25.97	0.3954
70	1	1	64-QAM	23.08	23.12	23.19		
70	1	1	256-QAM	20.73	20.81	20.92		
Limit	EIRP < 1W			Result			Pass	

Part 27O NR n77 HPUE Maximum Average Power [dBm] (GT - LC = 1.24 dB)								
BW [MHz]	RB Size	RB Offset	Mod	Lowest	Middle	Highest	EIRP (dBm)	EIRP(W)
80	1	1	PI/2 BPSK	25.45	25.53	25.55	27.16	0.52
80	1	215		25.51	25.56	25.89		
80	108	54		25.60	25.60	25.92		
80	1	0		22.00	22.09	22.18		
80	1	216		22.02	22.04	22.34		
80	216	0		25.03	25.17	25.33		
80	1	1	QPSK	25.42	25.53	25.51		
80	1	215		25.47	25.57	25.88		
80	108	54		25.60	25.61	25.82		
80	1	0		22.01	22.03	22.21		
80	1	216		22.03	22.06	22.38		
80	216	0		24.51	24.56	24.86		
80	1	1	16-QAM	24.54	24.67	24.62	25.91	0.3899
80	1	1	64-QAM	22.99	23.02	23.10		
80	1	1	256-QAM	20.55	20.87	20.80		
Limit	EIRP < 1W			Result			Pass	

Part 27O NR n77 HPUE Maximum Average Power [dBm] (GT - LC = 1.24 dB)								
BW [MHz]	RB Size	RB Offset	Mod	Lowest	Middle	Highest	EIRP (dBm)	EIRP(W)
90	1	1	PI/2 BPSK	25.46	25.54	25.60	27.25	0.5309
90	1	243		25.81	25.67	26.01		
90	120	60		25.65	25.65	25.83		
90	1	0		22.02	21.93	22.27		
90	1	244		22.27	22.18	22.46		
90	243	0		25.07	25.10	25.39		
90	1	1	QPSK	25.42	25.43	25.49		
90	1	243		25.73	25.69	25.96		
90	120	60		25.63	25.62	25.83		
90	1	0		22.07	22.04	22.18		
90	1	244		22.30	22.18	22.51		
90	243	0		24.56	24.58	24.76		
90	1	1	16-QAM	24.61	24.52	24.65	25.89	0.3882
90	1	1	64-QAM	23.04	23.03	23.05		
90	1	1	256-QAM	20.71	20.71	20.79		
Limit	EIRP < 1W			Result			Pass	

Part 27O NR n77 HPUE Maximum Average Power [dBm] (GT - LC = 1.24 dB)								
BW [MHz]	RB Size	RB Offset	Mod	Lowest	Middle	Highest	EIRP (dBm)	EIRP(W)
100	1	1	PI/2 BPSK	25.44	25.49	25.56	27.44	0.5546
100	1	271		25.92	25.95	26.14		
100	135	67		25.64	25.66	25.90		
100	1	0		22.14	22.02	22.22		
100	1	272		22.40	22.15	22.58		
100	270	0		25.10	25.08	25.35		
100	1	1	QPSK	25.40	25.34	25.54		
100	1	271		25.93	25.68	26.20		
100	135	67		25.60	25.65	25.90		
100	1	0		22.03	21.96	22.27		
100	1	272		22.41	22.17	22.60		
100	270	0		24.61	24.61	24.84		
100	1	1	16-QAM	24.52	24.51	24.67	25.91	0.3899
100	1	1	64-QAM	22.95	22.95	23.13		
100	1	1	256-QAM	20.74	20.68	20.86		
Limit	EIRP < 1W			Result			Pass	

Part 27O NR n78 HPUE Maximum Average Power [dBm] (GT - LC = 0.72 dB)								
BW [MHz]	RB Size	RB Offset	Mod	Lowest	Middle	Highest	EIRP (dBm)	EIRP(W)
10	1	1	PI/2 BPSK	25.62	25.75	25.73	26.65	0.4624
10	1	22		25.61	25.77	25.89		
10	12	6		25.58	25.81	25.91		
10	1	0		22.04	22.19	22.28		
10	1	23		21.98	22.23	22.28		
10	24	0		25.13	25.32	25.38		
10	1	1	QPSK	25.52	25.67	25.75		
10	1	22		25.47	25.70	25.84		
10	12	6		25.63	25.73	25.93		
10	1	0		22.17	22.21	22.27		
10	1	23		22.02	22.21	22.36		
10	24	0		24.56	24.83	24.90		
10	1	1	16-QAM	24.70	24.83	24.85	25.57	0.3606
10	1	1	64-QAM	23.09	23.18	23.32		
10	1	1	256-QAM	20.83	21.05	21.10		
Limit	EIRP < 1W			Result			Pass	

Part 27O NR n78 HPUE Maximum Average Power [dBm] (GT - LC = 0.72 dB)								
BW [MHz]	RB Size	RB Offset	Mod	Lowest	Middle	Highest	EIRP (dBm)	EIRP(W)
15	1	1	PI/2 BPSK	25.70	25.74	25.69	26.7	0.4677
15	1	36		25.61	25.82	25.98		
15	18	9		25.66	25.80	25.84		
15	1	0		22.12	22.27	22.27		
15	1	37		22.13	22.25	22.39		
15	36	0		25.11	25.37	25.39		
15	1	1	QPSK	25.65	25.72	25.69		
15	1	36		25.54	25.82	25.96		
15	18	9		25.64	25.81	25.82		
15	1	0		22.19	22.30	22.34		
15	1	37		22.05	22.29	22.48		
15	36	0		24.63	24.78	24.90		
15	1	1	16-QAM	24.81	24.90	24.82	25.62	0.3648
15	1	1	64-QAM	23.21	23.41	23.22		
15	1	1	256-QAM	20.90	21.05	20.96		
Limit	EIRP < 1W			Result			Pass	

Part 27O NR n78 HPUE Maximum Average Power [dBm] (GT - LC = 0.72 dB)								
BW [MHz]	RB Size	RB Offset	Mod	Lowest	Middle	Highest	EIRP (dBm)	EIRP(W)
20	1	1	PI/2 BPSK	25.65	25.75	25.64	26.69	0.4667
20	1	49		25.68	25.80	25.97		
20	25	12		25.62	25.80	25.88		
20	1	0		22.13	22.30	22.18		
20	1	50		22.09	22.30	22.43		
20	50	0		25.10	25.26	25.39		
20	1	1	QPSK	25.60	25.73	25.64		
20	1	49		25.63	25.76	25.96		
20	25	12		25.61	25.78	25.91		
20	1	0		22.13	22.23	22.24		
20	1	50		22.10	22.30	22.45		
20	50	0		24.63	24.75	24.80		
20	1	1	16-QAM	24.83	24.80	24.78	25.55	0.3589
20	1	1	64-QAM	23.16	23.27	23.20		
20	1	1	256-QAM	20.92	20.99	20.91		
Limit	EIRP < 1W			Result			Pass	

Part 27O NR n78 HPUE Maximum Average Power [dBm] (GT - LC = 0.72 dB)								
BW [MHz]	RB Size	RB Offset	Mod	Lowest	Middle	Highest	EIRP (dBm)	EIRP(W)
30	1	1	PI/2 BPSK	25.74	25.86	25.71	26.75	0.4732
30	1	76		25.74	25.87	26.03		
30	36	18		25.63	25.82	25.78		
30	1	0		22.25	22.32	22.16		
30	1	77		22.19	22.31	22.51		
30	75	0		25.15	25.36	25.29		
30	1	1	QPSK	25.70	25.81	25.66		
30	1	76		25.74	25.88	25.91		
30	36	18		25.61	25.86	25.78		
30	1	0		22.24	22.26	22.18		
30	1	77		22.22	22.34	22.44		
30	75	0		24.66	24.87	24.78		
30	1	1	16-QAM	24.94	25.01	24.87	25.73	0.3741
30	1	1	64-QAM	23.29	23.39	23.24		
30	1	1	256-QAM	21.03	21.08	20.98		
Limit	EIRP < 1W			Result			Pass	

Part 27O NR n78 HPUE Maximum Average Power [dBm] (GT - LC = 0.72 dB)								
BW [MHz]	RB Size	RB Offset	Mod	Lowest	Middle	Highest	EIRP (dBm)	EIRP(W)
40	1	1	PI/2 BPSK	25.94	25.98	25.93	27.03	0.5047
40	1	104		26.02	26.09	26.31		
40	50	25		25.78	25.99	25.91		
40	1	0		22.50	22.56	22.45		
40	1	105		22.45	22.52	22.73		
40	100	0		25.27	25.47	25.51		
40	1	1	QPSK	25.95	25.98	25.96		
40	1	104		26.03	26.06	26.27		
40	50	25		25.78	26.01	25.88		
40	1	0		22.48	22.52	22.47		
40	1	105		22.55	22.59	22.82		
40	100	0		24.85	25.02	24.95		
40	1	1	16-QAM	25.09	25.17	25.11	25.89	0.3882
40	1	1	64-QAM	23.53	23.54	23.49		
40	1	1	256-QAM	21.23	21.31	21.24		
Limit	EIRP < 1W			Result			Pass	

Part 27O NR n78 HPUE Maximum Average Power [dBm] (GT - LC = 0.72 dB)								
BW [MHz]	RB Size	RB Offset	Mod	Lowest	Middle	Highest	EIRP (dBm)	EIRP(W)
50	1	1	PI/2 BPSK	25.55	25.62	25.66	26.59	0.456
50	1	131		25.72	25.62	25.87		
50	64	32		25.64	25.74	25.63		
50	1	0		22.11	22.13	22.17		
50	1	132		22.21	22.10	22.35		
50	128	0		25.09	25.25	25.14		
50	1	1	QPSK	25.54	25.57	25.64		
50	1	131		25.59	25.63	25.86		
50	64	32		25.61	25.82	25.67		
50	1	0		22.09	22.16	22.15		
50	1	132		22.18	22.12	22.32		
50	128	0		24.59	24.74	24.63		
50	1	1	16-QAM	24.74	24.73	24.75	25.47	0.3524
50	1	1	64-QAM	23.10	23.13	23.12		
50	1	1	256-QAM	20.88	20.86	20.95		
Limit	EIRP < 1W			Result			Pass	

Part 27O NR n78 HPUE Maximum Average Power [dBm] (GT - LC = 0.72 dB)								
BW [MHz]	RB Size	RB Offset	Mod	Lowest	Middle	Highest	EIRP (dBm)	EIRP(W)
60	1	1	PI/2 BPSK	25.48	25.53	25.52	26.68	0.4656
60	1	160		25.60	25.71	25.95		
60	81	40		25.59	25.76	25.73		
60	1	0		22.00	22.03	22.09		
60	1	161		22.05	22.25	22.40		
60	162	0		25.08	25.18	25.20		
60	1	1	QPSK	25.35	25.48	25.53		
60	1	160		25.58	25.70	25.96		
60	81	40		25.61	25.75	25.74		
60	1	0		21.97	21.97	22.15		
60	1	161		22.07	22.19	22.52		
60	162	0		24.58	24.65	24.75		
60	1	1	16-QAM	24.51	24.54	24.68	25.4	0.3467
60	1	1	64-QAM	22.98	22.88	23.11		
60	1	1	256-QAM	20.91	20.79	20.76		
Limit	EIRP < 1W			Result			Pass	

Part 27O NR n78 HPUE Maximum Average Power [dBm] (GT - LC = 0.72 dB)								
BW [MHz]	RB Size	RB Offset	Mod	Lowest	Middle	Highest	EIRP (dBm)	EIRP(W)
70	1	1	PI/2 BPSK	25.49	25.45	25.54	26.68	0.4656
70	1	187		25.53	25.65	25.91		
70	90	45		25.56	25.73	25.67		
70	1	0		21.98	22.00	22.13		
70	1	188		22.05	22.07	22.38		
70	180	0		25.08	25.15	25.26		
70	1	1	QPSK	25.47	25.40	25.54		
70	1	187		25.50	25.63	25.96		
70	90	45		25.53	25.73	25.76		
70	1	0		22.06	22.04	22.15		
70	1	188		22.01	22.15	22.39		
70	180	0		24.55	24.65	24.78		
70	1	1	16-QAM	24.64	24.54	24.70	25.42	0.3483
70	1	1	64-QAM	23.00	22.99	23.06		
70	1	1	256-QAM	20.78	20.72	20.86		
Limit	EIRP < 1W			Result			Pass	

Part 27O NR n78 HPUE Maximum Average Power [dBm] (GT - LC = 0.72 dB)								
BW [MHz]	RB Size	RB Offset	Mod	Lowest	Middle	Highest	EIRP (dBm)	EIRP(W)
80	1	1	PI/2 BPSK	25.41	25.46	25.50	26.63	0.4603
80	1	215		25.45	25.79	25.91		
80	108	54		25.57	25.73	25.70		
80	1	0		21.92	22.02	22.07		
80	1	216		21.92	22.33	22.43		
80	216	0		24.97	25.14	25.26		
80	1	1	QPSK	25.39	25.41	25.47		
80	1	215		25.46	25.69	25.88		
80	108	54		25.54	25.70	25.64		
80	1	0		22.00	22.06	22.14		
80	1	216		22.01	22.23	22.42		
80	216	0		24.46	24.68	24.76		
80	1	1	16-QAM	24.51	24.57	24.64	25.36	0.3436
80	1	1	64-QAM	22.95	23.04	22.97		
80	1	1	256-QAM	20.68	20.73	20.77		
Limit	EIRP < 1W			Result			Pass	

Part 27O NR n78 HPUE Maximum Average Power [dBm] (GT - LC = 0.72 dB)								
BW [MHz]	RB Size	RB Offset	Mod	Lowest	Middle	Highest	EIRP (dBm)	EIRP(W)
90	1	1	PI/2 BPSK	25.39	25.43	25.40	26.74	0.4721
90	1	243		25.75	25.97	26.02		
90	120	60		25.54	25.70	25.69		
90	1	0		21.89	22.08	22.13		
90	1	244		22.28	22.43	22.50		
90	243	0		24.95	25.15	25.22		
90	1	1	QPSK	25.36	25.44	25.41		
90	1	243		25.64	25.85	26.01		
90	120	60		25.52	25.70	25.67		
90	1	0		21.94	22.06	22.02		
90	1	244		22.17	22.51	22.55		
90	243	0		24.49	24.65	24.65		
90	1	1	16-QAM	24.47	24.56	24.54	25.28	0.3373
90	1	1	64-QAM	22.89	22.98	23.04		
90	1	1	256-QAM	20.65	20.77	20.68		
Limit	EIRP < 1W			Result			Pass	

Part 27O NR n78 HPUE Maximum Average Power [dBm] (GT - LC = 0.72 dB)								
BW [MHz]	RB Size	RB Offset	Mod	Lowest	Middle	Highest	EIRP (dBm)	EIRP(W)
100	1	1	PI/2 BPSK	-	25.38	-	26.67	0.4645
100	1	271		-	25.91	-		
100	135	67		-	25.57	-		
100	1	0		-	21.96	-		
100	1	272		-	22.42	-		
100	270	0		-	24.98	-		
100	1	1	QPSK	-	25.33	-		
100	1	271		-	25.95	-		
100	135	67		-	25.54	-		
100	1	0		-	21.99	-		
100	1	272		-	22.48	-		
100	270	0		-	24.53	-		
100	1	1	16-QAM	-	24.42	-	25.14	0.3266
100	1	1	64-QAM	-	22.93	-		
100	1	1	256-QAM	-	20.65	-		
Limit	EIRP < 1W			Result			Pass	

Part 27Q NR n77 HPUE Maximum Average Power [dBm] (GT - LC = 1.24 dB)								
BW [MHz]	RB Size	RB Offset	Mod	Lowest	Middle	Highest	EIRP (dBm)	EIRP(W)
10	1	1	PI/2 BPSK	26.04	26.11	26.09	27.43	0.5534
10	1	22		26.03	26.03	26.05		
10	12	6		26.13	26.14	26.18		
10	1	0		22.67	22.62	22.61		
10	1	23		22.55	22.48	22.51		
10	24	0		25.62	25.64	25.63		
10	1	1	QPSK	26.06	26.07	26.10		
10	1	22		26.06	26.03	26.01		
10	12	6		26.13	26.15	26.19		
10	1	0		22.65	22.61	22.55		
10	1	23		22.57	22.47	22.57		
10	24	0		25.16	25.14	25.12		
10	1	1	16-QAM	25.22	25.24	25.10	26.48	0.4446
10	1	1	64-QAM	23.54	23.73	23.64		
10	1	1	256-QAM	21.33	21.35	21.35		
Limit	EIRP < 1W			Result			Pass	

Part 27Q NR n77 HPUE Maximum Average Power [dBm] (GT - LC = 1.24 dB)								
BW [MHz]	RB Size	RB Offset	Mod	Lowest	Middle	Highest	EIRP (dBm)	EIRP(W)
15	1	1	PI/2 BPSK	26.27	26.22	26.19	27.51	0.5636
15	1	36		26.20	26.07	26.10		
15	18	9		26.27	26.20	26.22		
15	1	0		22.70	22.70	22.63		
15	1	37		22.69	22.56	22.58		
15	36	0		25.74	25.68	25.69		
15	1	1	QPSK	26.25	26.18	26.18		
15	1	36		26.15	26.05	26.11		
15	18	9		26.21	26.20	26.20		
15	1	0		22.76	22.75	22.72		
15	1	37		22.70	22.56	22.60		
15	36	0		25.23	25.18	25.18		
15	1	1	16-QAM	25.36	25.36	25.22	26.6	0.4571
15	1	1	64-QAM	23.78	23.82	23.73		
15	1	1	256-QAM	21.56	21.54	21.50		
Limit	EIRP < 1W			Result			Pass	

Part 27Q NR n77 HPUE Maximum Average Power [dBm] (GT - LC = 1.24 dB)								
BW [MHz]	RB Size	RB Offset	Mod	Lowest	Middle	Highest	EIRP (dBm)	EIRP(W)
20	1	1	PI/2 BPSK	26.31	26.25	26.21	27.55	0.5689
20	1	49		26.19	26.04	26.09		
20	25	12		26.25	26.19	26.22		
20	1	0		22.78	22.73	22.70		
20	1	50		22.66	22.47	22.54		
20	50	0		25.76	25.69	25.72		
20	1	1	QPSK	26.24	26.23	26.17		
20	1	49		26.17	26.05	26.07		
20	25	12		26.27	26.17	26.17		
20	1	0		22.80	22.74	22.73		
20	1	50		22.64	22.46	22.57		
20	50	0		25.29	25.18	25.20		
20	1	1	16-QAM	25.41	25.32	25.32	26.65	0.4624
20	1	1	64-QAM	23.85	23.89	24.30		
20	1	1	256-QAM	21.57	21.55	21.47		
Limit	EIRP < 1W			Result			Pass	

Part 27Q NR n77 HPUE Maximum Average Power [dBm] (GT - LC = 1.24 dB)								
BW [MHz]	RB Size	RB Offset	Mod	Lowest	Middle	Highest	EIRP (dBm)	EIRP(W)
30	1	1	PI/2 BPSK	26.31	26.39	26.29	27.63	0.5794
30	1	76		26.20	26.10	26.20		
30	36	18		26.27	26.17	26.21		
30	1	0		22.90	22.97	22.84		
30	1	77		22.59	22.56	22.64		
30	75	0		25.80	25.79	25.84		
30	1	1	QPSK	26.24	26.38	26.26		
30	1	76		26.13	26.10	26.20		
30	36	18		26.28	26.20	26.22		
30	1	0		22.89	22.89	22.90		
30	1	77		22.67	22.60	22.74		
30	75	0		25.31	25.25	25.28		
30	1	1	16-QAM	25.43	25.53	25.43	26.77	0.4753
30	1	1	64-QAM	23.88	23.86	23.91		
30	1	1	256-QAM	21.44	21.69	21.60		
Limit	EIRP < 1W			Result			Pass	

Part 27Q NR n77 HPUE Maximum Average Power [dBm] (GT - LC = 1.24 dB)								
BW [MHz]	RB Size	RB Offset	Mod	Lowest	Middle	Highest	EIRP (dBm)	EIRP(W)
40	1	1	PI/2 BPSK	26.32	26.45	26.37	27.69	0.5875
40	1	104		26.24	26.15	26.28		
40	50	25		26.32	26.21	26.26		
40	1	0		22.94	23.02	22.83		
40	1	105		22.70	22.61	22.72		
40	100	0		25.83	25.85	25.75		
40	1	1	QPSK	26.39	26.41	26.33		
40	1	104		26.23	26.16	26.24		
40	50	25		26.31	26.21	26.19		
40	1	0		23.00	23.08	22.90		
40	1	105		22.69	22.64	22.78		
40	100	0		25.38	25.25	25.27		
40	1	1	16-QAM	25.52	25.64	25.50	26.88	0.4875
40	1	1	64-QAM	23.95	24.01	23.94		
40	1	1	256-QAM	21.71	21.73	21.62		
Limit	EIRP < 1W			Result			Pass	

Part 27Q NR n77 HPUE Maximum Average Power [dBm] (GT - LC = 1.24 dB)								
BW [MHz]	RB Size	RB Offset	Mod	Lowest	Middle	Highest	EIRP (dBm)	EIRP(W)
50	1	1	PI/2 BPSK	26.27	26.32	26.10	27.56	0.5702
50	1	131		25.72	25.71	25.78		
50	64	32		26.07	26.00	25.94		
50	1	0		22.73	22.75	22.67		
50	1	132		22.18	22.26	22.31		
50	128	0		25.60	25.51	25.44		
50	1	1	QPSK	26.20	26.25	26.08		
50	1	131		25.71	25.65	25.73		
50	64	32		26.11	26.02	25.91		
50	1	0		22.75	22.78	22.62		
50	1	132		22.24	22.18	22.24		
50	128	0		25.05	25.02	24.90		
50	1	1	16-QAM	25.30	25.41	25.26	26.65	0.4624
50	1	1	64-QAM	23.82	23.77	23.73		
50	1	1	256-QAM	21.44	21.60	21.42		
Limit	EIRP < 1W			Result			Pass	

Part 27Q NR n77 HPUE Maximum Average Power [dBm] (GT - LC = 1.24 dB)								
BW [MHz]	RB Size	RB Offset	Mod	Lowest	Middle	Highest	EIRP (dBm)	EIRP(W)
60	1	1	PI/2 BPSK	26.26	26.27	26.16	27.51	0.5636
60	1	160		25.66	25.75	25.78		
60	81	40		26.20	26.04	25.97		
60	1	0		22.73	22.75	22.65		
60	1	161		22.07	22.20	22.26		
60	162	0		25.59	25.59	25.45		
60	1	1	QPSK	26.20	26.27	26.17		
60	1	160		25.67	25.69	25.72		
60	81	40		26.11	26.03	25.96		
60	1	0		22.77	22.77	22.73		
60	1	161		22.13	22.18	22.28		
60	162	0		25.13	25.07	25.00		
60	1	1	16-QAM	25.40	25.42	25.28	26.66	0.4634
60	1	1	64-QAM	23.80	23.80	23.73		
60	1	1	256-QAM	21.58	21.56	21.51		
Limit	EIRP < 1W			Result			Pass	

Part 27Q NR n77 HPUE Maximum Average Power [dBm] (GT - LC = 1.24 dB)								
BW [MHz]	RB Size	RB Offset	Mod	Lowest	Middle	Highest	EIRP (dBm)	EIRP(W)
70	1	1	PI/2 BPSK	26.06	26.14	26.15	27.41	0.5508
70	1	187		25.45	25.62	25.65		
70	90	45		25.89	25.98	25.89		
70	1	0		22.64	22.74	22.74		
70	1	188		22.04	22.10	22.13		
70	180	0		25.48	25.47	25.50		
70	1	1	QPSK	26.00	26.17	26.14		
70	1	187		25.50	25.54	25.61		
70	90	45		25.91	25.89	25.95		
70	1	0		22.63	22.76	22.80		
70	1	188		21.95	22.17	22.13		
70	180	0		24.88	24.98	24.98		
70	1	1	16-QAM	25.16	25.25	25.27	26.51	0.4477
70	1	1	64-QAM	23.69	23.76	23.73		
70	1	1	256-QAM	21.35	21.42	21.47		
Limit	EIRP < 1W			Result			Pass	

Part 27Q NR n77 HPUE Maximum Average Power [dBm] (GT - LC = 1.24 dB)								
BW [MHz]	RB Size	RB Offset	Mod	Lowest	Middle	Highest	EIRP (dBm)	EIRP(W)
80	1	1	PI/2 BPSK	26.13	26.17	26.15	27.41	0.5508
80	1	215		25.47	25.67	25.58		
80	108	54		25.88	25.99	25.94		
80	1	0		22.69	22.73	22.74		
80	1	216		22.09	22.12	22.05		
80	216	0		25.46	25.49	25.43		
80	1	1	QPSK	26.06	26.17	26.15		
80	1	215		25.48	25.53	25.59		
80	108	54		25.91	25.89	25.93		
80	1	0		22.76	22.78	22.81		
80	1	216		22.01	22.14	22.14		
80	216	0		24.89	24.98	24.97		
80	1	1	16-QAM	25.27	25.29	25.29	26.53	0.4498
80	1	1	64-QAM	23.62	23.70	23.67		
80	1	1	256-QAM	21.44	21.49	21.45		
Limit	EIRP < 1W			Result			Pass	

Part 27Q NR n77 HPUE Maximum Average Power [dBm] (GT - LC = 1.24 dB)								
BW [MHz]	RB Size	RB Offset	Mod	Lowest	Middle	Highest	EIRP (dBm)	EIRP(W)
90	1	1	PI/2 BPSK	26.14	26.17	26.26	27.5	0.5623
90	1	243		25.68	25.72	25.69		
90	120	60		25.88	25.86	25.90		
90	1	0		22.62	22.77	22.70		
90	1	244		22.08	22.19	22.13		
90	243	0		25.40	25.46	25.49		
90	1	1	QPSK	26.06	26.07	26.21		
90	1	243		25.63	25.72	25.69		
90	120	60		25.87	25.89	25.90		
90	1	0		22.75	22.80	22.88		
90	1	244		22.12	22.15	22.22		
90	243	0		24.97	24.89	25.00		
90	1	1	16-QAM	25.18	25.24	25.37	26.61	0.4581
90	1	1	64-QAM	23.66	23.66	23.88		
90	1	1	256-QAM	21.40	21.48	21.51		
Limit	EIRP < 1W			Result			Pass	

Part 27Q NR n77 HPUE Maximum Average Power [dBm] (GT - LC = 1.24 dB)								
BW [MHz]	RB Size	RB Offset	Mod	Lowest	Middle	Highest	EIRP (dBm)	EIRP(W)
100	1	1	PI/2 BPSK	-	26.15	-	27.39	0.5483
100	1	271		-	25.69	-		
100	135	67		-	25.92	-		
100	1	0		-	22.83	-		
100	1	272		-	22.18	-		
100	270	0		-	25.53	-		
100	1	1	QPSK	-	26.14	-		
100	1	271		-	25.74	-		
100	135	67		-	25.92	-		
100	1	0		-	22.83	-		
100	1	272		-	22.22	-		
100	270	0		-	24.95	-		
100	1	1	16-QAM	-	25.25	-	26.49	0.4457
100	1	1	64-QAM	-	23.76	-		
100	1	1	256-QAM	-	21.50	-		
Limit	EIRP < 1W			Result			Pass	

Part 27Q NR n78 HPUE Maximum Average Power [dBm] (GT - LC = 0.72 dB)								
BW [MHz]	RB Size	RB Offset	Mod	Lowest	Middle	Highest	EIRP (dBm)	EIRP(W)
10	1	1	PI/2 BPSK	26.03	26.06	26.04	26.82	0.4808
10	1	22		26.01	25.90	25.96		
10	12	6		26.03	26.08	26.08		
10	1	0		22.58	22.52	22.52		
10	1	23		22.54	22.43	22.39		
10	24	0		25.51	25.55	25.50		
10	1	1	QPSK	26.05	26.10	25.99		
10	1	22		25.96	25.93	25.88		
10	12	6		26.05	26.06	26.03		
10	1	0		22.61	22.57	22.60		
10	1	23		22.50	22.51	22.45		
10	24	0		25.09	25.03	25.00		
10	1	1	16-QAM	25.20	25.19	25.14	25.92	0.3908
10	1	1	64-QAM	23.65	23.61	23.58		
10	1	1	256-QAM	21.32	21.34	21.66		
Limit	EIRP < 1W			Result			Pass	

Part 27Q NR n78 HPUE Maximum Average Power [dBm] (GT - LC = 0.72 dB)								
BW [MHz]	RB Size	RB Offset	Mod	Lowest	Middle	Highest	EIRP (dBm)	EIRP(W)
15	1	1	PI/2 BPSK	26.13	26.11	26.08	26.9	0.4898
15	1	36		26.07	26.00	25.97		
15	18	9		26.18	26.16	26.13		
15	1	0		22.59	22.61	22.58		
15	1	37		22.58	22.48	22.54		
15	36	0		25.67	25.63	25.58		
15	1	1	QPSK	26.16	26.10	26.07		
15	1	36		26.07	25.96	25.98		
15	18	9		26.17	26.13	26.12		
15	1	0		22.70	22.67	22.64		
15	1	37		22.59	22.51	22.55		
15	36	0		25.20	25.16	25.12		
15	1	1	16-QAM	25.25	25.23	25.13	25.97	0.3954
15	1	1	64-QAM	23.69	23.71	23.72		
15	1	1	256-QAM	21.50	21.42	21.33		
Limit	EIRP < 1W			Result			Pass	

Part 27Q NR n78 HPUE Maximum Average Power [dBm] (GT - LC = 0.72 dB)								
BW [MHz]	RB Size	RB Offset	Mod	Lowest	Middle	Highest	EIRP (dBm)	EIRP(W)
20	1	1	PI/2 BPSK	26.16	26.15	26.13	26.94	0.4943
20	1	49		26.12	26.00	26.03		
20	25	12		26.20	26.12	26.12		
20	1	0		22.70	22.68	22.68		
20	1	50		22.60	22.44	22.70		
20	50	0		25.66	25.59	25.61		
20	1	1	QPSK	26.20	26.22	26.14		
20	1	49		26.12	26.05	26.00		
20	25	12		26.19	26.08	26.16		
20	1	0		22.71	22.68	22.73		
20	1	50		22.60	22.49	22.55		
20	50	0		25.18	25.13	25.11		
20	1	1	16-QAM	25.40	25.42	25.30	26.14	0.4111
20	1	1	64-QAM	23.75	23.74	23.79		
20	1	1	256-QAM	21.48	21.45	21.42		
Limit	EIRP < 1W			Result			Pass	

Part 27Q NR n78 HPUE Maximum Average Power [dBm] (GT - LC = 0.72 dB)								
BW [MHz]	RB Size	RB Offset	Mod	Lowest	Middle	Highest	EIRP (dBm)	EIRP(W)
30	1	1	PI/2 BPSK	26.24	26.23	26.20	26.96	0.4966
30	1	76		26.10	26.05	26.05		
30	36	18		26.22	26.19	26.15		
30	1	0		22.73	22.88	22.73		
30	1	77		22.57	22.50	22.50		
30	75	0		25.68	25.76	25.75		
30	1	1	QPSK	26.14	26.18	26.24		
30	1	76		26.11	26.09	26.07		
30	36	18		26.23	26.16	26.12		
30	1	0		22.83	22.92	22.87		
30	1	77		22.68	22.52	22.59		
30	75	0		25.24	25.19	25.23		
30	1	1	16-QAM	25.34	25.54	25.34	26.26	0.4227
30	1	1	64-QAM	23.81	23.85	23.82		
30	1	1	256-QAM	21.51	21.53	21.55		
Limit	EIRP < 1W			Result			Pass	

Part 27Q NR n78 HPUE Maximum Average Power [dBm] (GT - LC = 0.72 dB)								
BW [MHz]	RB Size	RB Offset	Mod	Lowest	Middle	Highest	EIRP (dBm)	EIRP(W)
40	1	1	PI/2 BPSK	26.33	26.40	26.24	27.12	0.5152
40	1	104		26.20	26.05	26.09		
40	50	25		26.21	26.21	26.14		
40	1	0		22.85	22.92	22.76		
40	1	105		22.61	22.50	22.53		
40	100	0		25.67	25.71	25.70		
40	1	1	QPSK	26.27	26.34	26.22		
40	1	104		26.17	26.07	26.10		
40	50	25		26.26	26.19	26.14		
40	1	0		22.87	22.96	22.77		
40	1	105		22.67	22.53	22.65		
40	100	0		25.25	25.25	25.13		
40	1	1	16-QAM	25.48	25.48	25.38	26.2	0.4169
40	1	1	64-QAM	23.82	23.94	23.80		
40	1	1	256-QAM	21.50	21.71	21.54		
Limit	EIRP < 1W			Result			Pass	

Part 27Q NR n78 HPUE Maximum Average Power [dBm] (GT - LC = 0.72 dB)								
BW [MHz]	RB Size	RB Offset	Mod	Lowest	Middle	Highest	EIRP (dBm)	EIRP(W)
50	1	1	PI/2 BPSK	26.02	26.12	25.94	26.85	0.4842
50	1	131		25.65	25.74	25.71		
50	64	32		26.02	25.93	25.84		
50	1	0		22.48	22.58	22.49		
50	1	132		22.10	22.24	22.21		
50	128	0		25.48	25.45	25.46		
50	1	1	QPSK	26.02	26.13	25.90		
50	1	131		25.61	25.85	25.70		
50	64	32		26.01	25.96	25.87		
50	1	0		22.58	22.64	22.53		
50	1	132		22.15	22.30	22.17		
50	128	0		24.97	24.97	24.92		
50	1	1	16-QAM	25.13	25.22	25.03	25.94	0.3926
50	1	1	64-QAM	23.62	23.66	23.43		
50	1	1	256-QAM	21.34	21.44	21.20		
Limit	EIRP < 1W			Result			Pass	

Part 27Q NR n78 HPUE Maximum Average Power [dBm] (GT - LC = 0.72 dB)								
BW [MHz]	RB Size	RB Offset	Mod	Lowest	Middle	Highest	EIRP (dBm)	EIRP(W)
60	1	1	PI/2 BPSK	26.08	26.22	26.07	26.94	0.4943
60	1	160		25.58	25.76	25.62		
60	81	40		26.03	25.93	25.91		
60	1	0		22.59	22.68	22.58		
60	1	161		22.09	22.22	22.08		
60	162	0		25.45	25.51	25.46		
60	1	1	QPSK	26.12	26.19	26.05		
60	1	160		25.58	25.69	25.65		
60	81	40		26.03	25.93	25.86		
60	1	0		22.65	22.68	22.71		
60	1	161		22.09	22.23	22.15		
60	162	0		24.99	25.01	24.98		
60	1	1	16-QAM	25.27	25.25	25.24	25.99	0.3972
60	1	1	64-QAM	23.60	23.76	23.64		
60	1	1	256-QAM	21.56	21.46	21.38		
Limit	EIRP < 1W			Result			Pass	

Part 27Q NR n78 HPUE Maximum Average Power [dBm] (GT - LC = 0.72 dB)								
BW [MHz]	RB Size	RB Offset	Mod	Lowest	Middle	Highest	EIRP (dBm)	EIRP(W)
70	1	1	PI/2 BPSK	25.96	26.07	26.11	26.83	0.4819
70	1	187		25.40	25.57	25.51		
70	90	45		25.78	25.90	25.83		
70	1	0		22.60	22.55	22.73		
70	1	188		21.90	22.02	21.98		
70	180	0		25.23	25.40	25.36		
70	1	1	QPSK	25.94	26.01	26.05		
70	1	187		25.40	25.60	25.48		
70	90	45		25.80	25.90	25.85		
70	1	0		22.48	22.68	22.66		
70	1	188		21.90	22.08	22.02		
70	180	0		24.79	24.91	24.87		
70	1	1	16-QAM	25.08	25.16	25.25	25.97	0.3954
70	1	1	64-QAM	23.48	23.71	23.61		
70	1	1	256-QAM	21.27	21.36	21.44		
Limit	EIRP < 1W			Result			Pass	

Part 27Q NR n78 HPUE Maximum Average Power [dBm] (GT - LC = 0.72 dB)								
BW [MHz]	RB Size	RB Offset	Mod	Lowest	Middle	Highest	EIRP (dBm)	EIRP(W)
80	1	1	PI/2 BPSK	26.06	26.10	26.11	26.83	0.4819
80	1	215		25.55	25.59	25.54		
80	108	54		25.84	25.93	25.87		
80	1	0		22.67	22.76	22.74		
80	1	216		22.02	22.11	22.06		
80	216	0		25.40	25.38	25.41		
80	1	1	QPSK	26.04	26.10	26.11		
80	1	215		25.53	25.63	25.56		
80	108	54		25.82	25.94	25.88		
80	1	0		22.66	22.73	22.74		
80	1	216		22.09	22.11	22.07		
80	216	0		24.91	24.94	24.92		
80	1	1	16-QAM	25.22	25.23	25.22	25.95	0.3936
80	1	1	64-QAM	23.62	23.70	23.70		
80	1	1	256-QAM	21.38	21.43	21.39		
Limit	EIRP < 1W			Result			Pass	

Part 27Q NR n78 HPUE Maximum Average Power [dBm] (GT - LC = 0.72 dB)								
BW [MHz]	RB Size	RB Offset	Mod	Lowest	Middle	Highest	EIRP (dBm)	EIRP(W)
90	1	1	PI/2 BPSK	26.07	26.12	26.16	26.88	0.4875
90	1	243		25.62	25.62	25.62		
90	120	60		25.84	25.99	25.98		
90	1	0		22.64	22.68	22.75		
90	1	244		22.08	22.04	22.12		
90	243	0		25.42	25.45	25.45		
90	1	1	QPSK	26.03	26.02	26.13		
90	1	243		25.62	25.63	25.62		
90	120	60		25.84	25.88	25.99		
90	1	0		22.68	22.75	22.75		
90	1	244		22.12	22.17	22.13		
90	243	0		24.84	24.97	25.02		
90	1	1	16-QAM	25.11	25.26	25.33	26.05	0.4027
90	1	1	64-QAM	23.52	23.68	23.76		
90	1	1	256-QAM	21.32	21.41	21.67		
Limit	EIRP < 1W			Result			Pass	

Part 27Q NR n78 HPUE Maximum Average Power [dBm] (GT - LC = 0.72 dB)								
BW [MHz]	RB Size	RB Offset	Mod	Lowest	Middle	Highest	EIRP (dBm)	EIRP(W)
100	1	1	PI/2 BPSK	-	26.10	-	26.82	0.4808
100	1	271		-	25.57	-		
100	135	67		-	25.93	-		
100	1	0		-	22.65	-		
100	1	272		-	21.96	-		
100	270	0		-	25.37	-		
100	1	1	QPSK	-	25.96	-		
100	1	271		-	25.51	-		
100	135	67		-	25.90	-		
100	1	0		-	22.66	-		
100	1	272		-	22.02	-		
100	270	0		-	24.95	-		
100	1	1	16-QAM	-	25.10	-	25.82	0.3819
100	1	1	64-QAM	-	23.61	-		
100	1	1	256-QAM	-	21.26	-		
Limit	EIRP < 1W			Result			Pass	

Part90s NR n26 Maximum Average Power [dBm] (GT - LC = -2.1 dB)								
BW [MHz]	RB Size	RB Offset	Mod	Lowest	Middle	Highest	ERP (dBm)	ERP
5	1	1	PI/2 BPSK	24.06	23.98	24.18	19.99	0.0998
5	1	23		24.11	24.04	23.89		
5	12	6		24.11	24.18	24.10		
5	1	0		23.70	23.72	23.68		
5	1	24		23.64	23.64	23.44		
5	25	0		23.74	23.66	23.61		
5	1	1	QPSK	24.15	24.14	24.18		
5	1	23		24.24	24.08	24.01		
5	12	6		24.09	24.15	24.05		
5	1	0		23.13	23.14	23.18		
5	1	24		23.15	23.14	23.06		
5	25	0		23.16	23.19	23.08		
5	1	1	16-QAM	23.27	23.14	23.13	19.02	0.0798
5	1	1	64-QAM	21.74	21.79	21.90		
5	1	1	256-QAM	19.05	19.06	19.13		
Limit	ERP < 100W			Result			Pass	

Part90s NR n26 Maximum Average Power [dBm] (GT - LC = -2.1 dB)								
BW [MHz]	RB Size	RB Offset	Mod	Lowest	Middle	Highest	ERP (dBm)	ERP
10	1	1	PI/2 BPSK	-	24.21	-	20.01	0.1002
10	1	50		-	24.01	-		
10	25	12		-	24.15	-		
10	1	0		-	23.67	-		
10	1	51		-	23.39	-		
10	50	0		-	23.64	-		
10	1	1	QPSK	-	24.26	-		
10	1	50		-	24.17	-		
10	25	12		-	24.24	-		
10	1	0		-	23.23	-		
10	1	51		-	23.01	-		
10	50	0		-	23.18	-		
10	1	1	16-QAM	-	23.14	-	18.89	0.0774
10	1	1	64-QAM	-	21.84	-		
10	1	1	256-QAM	-	19.11	-		
Limit	ERP < 100W			Result			Pass	

NR n26 Straddle Channel Maximum Average Power [dBm] (GT - LC = -2.1 dB)								
BW [MHz]	RB Size	RB Offset	Mod	Lowest	Middle	Highest	ERP (dBm)	ERP
5	1	1	PI/2 BPSK	-	23.98	-	19.85	0.0966
5	1	23		-	23.90	-		
5	12	6		-	24.10	-		
5	1	0		-	23.66	-		
5	1	24		-	23.47	-		
5	25	0		-	23.59	-		
5	1	1	QPSK	-	24.03	-		
5	1	23		-	24.04	-		
5	12	6		-	24.01	-		
5	1	0		-	23.20	-		
5	1	24		-	23.06	-		
5	25	0		-	23.09	-		
5	1	1	16-QAM	-	22.99	-	18.74	0.0748
5	1	1	64-QAM	-	21.82	-		
5	1	1	256-QAM	-	19.08	-		
Limit	Reporting only			Result			N/A	

NR n26 Straddle Channel Maximum Average Power [dBm] (GT - LC = -2.1 dB)								
BW [MHz]	RB Size	RB Offset	Mod	Lowest	Middle	Highest	ERP (dBm)	ERP
10	1	1	PI/2 BPSK	-	24.18	-	19.94	0.0986
10	1	50		-	23.94	-		
10	25	12		-	24.03	-		
10	1	0		-	23.81	-		
10	1	51		-	23.55	-		
10	50	0		-	23.68	-		
10	1	1	QPSK	-	24.19	-		
10	1	50		-	24.17	-		
10	25	12		-	23.98	-		
10	1	0		-	23.28	-		
10	1	51		-	23.02	-		
10	50	0		-	23.11	-		
10	1	1	16-QAM	-	23.11	-	18.86	0.0769
10	1	1	64-QAM	-	21.85	-		
10	1	1	256-QAM	-	19.09	-		
Limit	Reporting only			Result			N/A	

NR n26 Straddle Channel Maximum Average Power [dBm] (GT - LC = -2.1 dB)								
BW [MHz]	RB Size	RB Offset	Mod	Lowest	Middle	Highest	ERP (dBm)	ERP
15	1	1	PI/2 BPSK	-	24.07	-	20.01	0.1002
15	1	77		-	24.05	-		
15	36	18		-	24.22	-		
15	1	0		-	23.87	-		
15	1	78		-	23.58	-		
15	75	0		-	23.71	-		
15	1	1	QPSK	-	24.16	-		
15	1	77		-	24.14	-		
15	36	18		-	24.26	-		
15	1	0		-	23.45	-		
15	1	78		-	23.13	-		
15	75	0		-	23.26	-		
15	1	1	16-QAM	-	23.14	-	18.89	0.0774
15	1	1	64-QAM	-	21.87	-		
15	1	1	256-QAM	-	19.10	-		
Limit	Reporting only			Result			N/A	

NR n26 Straddle Channel Maximum Average Power [dBm] (GT - LC = -2.1 dB)								
BW [MHz]	RB Size	RB Offset	Mod	Lowest	Middle	Highest	ERP (dBm)	ERP
20	1	1	PI/2 BPSK	-	24.10	-	19.98	0.0995
20	1	104		-	23.97	-		
20	50	25		-	24.20	-		
20	1	0		-	23.91	-		
20	1	105		-	23.58	-		
20	100	0		-	23.74	-		
20	1	1	QPSK	-	24.19	-		
20	1	104		-	24.08	-		
20	50	25		-	24.23	-		
20	1	0		-	23.54	-		
20	1	105		-	23.06	-		
20	100	0		-	23.27	-		
20	1	1	16-QAM	-	23.15	-	18.9	0.0776
20	1	1	64-QAM	-	21.95	-		
20	1	1	256-QAM	-	19.18	-		
Limit	Reporting only			Result			N/A	

<MIMO Mode>

NR n41 PC2 Maximum Average Power [dBm], DG = 0.31 dBi														
BW	RB	RB	Mod	Antenna 0			Antenna 2			Combine			EIRP	EIRP
(MHz)	Size	Offset		Lowest	Middle	Highest	Lowest	Middle	Highest	Lowest	Middle	Highest	(dBm)	(W)
20	1	1	QPSK	21.97	21.99	21.73	21.91	21.59	21.69	24.95	24.80	24.72	25.28	0.3373
20	1	49		21.82	21.89	21.69	21.98	21.84	21.78	24.91	24.88	24.75		
20	25	12		21.83	21.76	21.54	22.08	21.75	21.76	24.97	24.77	24.66		
20	1	0		20.02	19.91	19.69	19.96	19.60	19.69	23.00	22.77	22.70		
20	1	50		19.97	19.93	19.61	19.84	19.73	19.84	22.92	22.84	22.74		
20	51	0		18.43	18.36	18.10	18.51	18.24	18.26	21.48	21.31	21.19		
20	1	1	16-QAM	21.69	21.62	21.20	21.50	21.19	21.15	24.61	24.42	24.19	24.92	0.3105
20	1	1	64-QAM	20.10	20.00	19.67	19.85	19.72	19.71	22.99	22.87	22.70		
20	1	1	256-QAM	17.08	17.02	16.71	16.89	16.61	16.63	20.00	19.83	19.68		
Limit	EIRP < 2W			Result									Pass	

NR n41 PC2 Maximum Average Power [dBm], DG = 0.31 dBi														
BW	RB	RB	Mod	Antenna 0			Antenna 2			Combine			EIRP	EIRP
(MHz)	Size	Offset		Lowest	Middle	Highest	Lowest	Middle	Highest	Lowest	Middle	Highest	(dBm)	(W)
30	1	1	QPSK	21.80	21.96	21.61	21.75	21.65	21.64	24.79	24.82	24.64	25.31	0.3396
30	1	76		21.95	22.21	21.81	21.87	21.75	21.79	24.92	25.00	24.81		
30	39	19		21.78	21.79	21.51	21.83	21.63	21.73	24.82	24.72	24.63		
30	1	0		20.00	19.92	19.91	19.82	19.56	19.70	22.92	22.75	22.82		
30	1	77		19.98	20.15	19.97	19.88	19.96	19.90	22.94	23.07	22.95		
30	78	0		18.32	18.34	18.10	18.29	18.22	18.24	21.32	21.29	21.18		
30	1	1	16-QAM	21.46	21.32	21.25	21.25	21.09	21.22	24.37	24.22	24.25	24.68	0.2938
30	1	1	64-QAM	19.95	19.88	19.69	19.92	19.61	19.70	22.95	22.76	22.71		
30	1	1	256-QAM	16.98	16.89	16.73	16.91	16.59	16.62	19.96	19.75	19.69		
Limit	EIRP < 2W			Result									Pass	

NR n41 PC2 Maximum Average Power [dBm], DG = 0.31 dBi														
BW	RB	RB	Mod	Antenna 0			Antenna 2			Combine			EIRP	EIRP
(MHz)	Size	Offset		Lowest	Middle	Highest	Lowest	Middle	Highest	Lowest	Middle	Highest	(dBm)	(W)
40	1	1	QPSK	21.78	21.97	21.84	21.82	21.58	21.69	24.81	24.79	24.78	25.35	0.3428
40	1	76		21.79	22.31	21.72	21.85	21.74	21.74	24.83	25.04	24.74		
40	39	19		21.78	21.81	21.60	21.80	21.69	21.65	24.80	24.76	24.64		
40	1	0		20.03	19.93	19.91	20.01	19.72	19.86	23.03	22.84	22.90		
40	1	77		20.01	20.09	19.72	19.90	19.78	19.94	22.97	22.95	22.84		
40	78	0		18.28	18.41	18.22	18.48	18.19	18.33	21.39	21.31	21.29		
40	1	1	16-QAM	21.61	21.53	21.24	21.24	21.22	21.26	24.44	24.39	24.26	24.75	0.2985
40	1	1	64-QAM	20.01	19.95	19.80	20.02	19.61	19.71	23.03	22.79	22.77		
40	1	1	256-QAM	16.96	17.03	16.71	16.88	16.61	16.86	19.93	19.84	19.80		
Limit	EIRP < 2W			Result									Pass	

NR n41 PC2 Maximum Average Power [dBm], DG = 0.31 dBi														
BW	RB	RB	Mod	Antenna 0			Antenna 2			Combine			EIRP	EIRP
(MHz)	Size	Offset		Lowest	Middle	Highest	Lowest	Middle	Highest	Lowest	Middle	Highest	(dBm)	(W)
50	1	1	QPSK	21.84	22.02	21.51	21.64	21.52	21.35	24.75	24.79	24.44	25.2	0.3311
50	1	131		21.95	22.13	21.70	21.71	21.62	21.91	24.84	24.89	24.82		
50	67	33		21.73	21.82	21.61	21.81	21.61	21.60	24.78	24.73	24.62		
50	1	0		19.96	19.94	19.71	19.89	19.65	19.51	22.94	22.81	22.62		
50	1	132		19.95	19.96	19.85	19.74	19.68	19.70	22.86	22.83	22.79		
50	133	0		18.29	18.35	18.11	18.30	18.28	18.12	21.31	21.33	21.13		
50	1	1	16-QAM	21.63	21.46	21.18	21.18	21.11	20.72	24.42	24.30	23.97	24.73	0.2972
50	1	1	64-QAM	20.05	19.85	19.59	19.70	19.55	19.32	22.89	22.71	22.47		
50	1	1	256-QAM	17.03	16.98	16.78	16.90	16.50	16.41	19.98	19.76	19.61		
Limit	EIRP < 2W			Result									Pass	

NR n41 PC2 Maximum Average Power [dBm], DG = 0.31 dBi														
BW	RB	RB	Mod	Antenna 0			Antenna 2			Combine			EIRP	EIRP
(MHz)	Size	Offset		Lowest	Middle	Highest	Lowest	Middle	Highest	Lowest	Middle	Highest	(dBm)	(W)
60	1	1	QPSK	21.95	21.81	21.70	21.95	21.66	21.36	24.96	24.75	24.54	25.27	0.3365
60	1	160		21.84	21.97	21.65	21.92	21.59	21.87	24.89	24.79	24.77		
60	81	40		21.76	21.78	21.55	21.73	21.62	21.67	24.76	24.71	24.62		
60	1	0		20.00	19.91	19.68	19.84	19.69	19.60	22.93	22.81	22.65		
60	1	161		19.81	19.95	19.75	19.84	19.80	19.87	22.84	22.89	22.82		
60	162	0		18.30	18.26	18.08	18.36	18.29	18.25	21.34	21.29	21.18		
60	1	1	16-QAM	21.34	21.24	21.03	21.43	21.23	20.97	24.40	24.25	24.01	24.71	0.2958
60	1	1	64-QAM	19.98	19.87	19.62	19.87	19.53	19.37	22.94	22.71	22.51		
60	1	1	256-QAM	16.88	16.84	16.69	16.90	16.55	16.37	19.90	19.71	19.54		
Limit	EIRP < 2W			Result									Pass	

NR n41 PC2 Maximum Average Power [dBm], DG = 0.31 dBi														
BW	RB	RB	Mod	Antenna 0			Antenna 2			Combine			EIRP	EIRP
(MHz)	Size	Offset		Lowest	Middle	Highest	Lowest	Middle	Highest	Lowest	Middle	Highest	(dBm)	(W)
70	1	1	QPSK	21.59	21.74	21.55	21.52	21.55	21.20	24.57	24.66	24.39	25.05	0.3199
70	1	187		21.83	21.69	21.68	21.63	21.23	21.67	24.74	24.48	24.69		
70	95	47		21.59	21.56	21.53	21.55	21.50	21.61	24.58	24.54	24.58		
70	1	0		19.88	19.73	19.68	19.89	19.59	19.46	22.90	22.67	22.58		
70	1	188		19.48	19.92	19.41	19.44	19.38	19.80	22.47	22.67	22.62		
70	189	0		18.08	18.07	18.02	18.11	18.09	18.05	21.11	21.09	21.05		
70	1	1	16-QAM	21.47	21.22	21.02	21.23	20.68	20.68	24.36	23.97	23.86	24.67	0.2931
70	1	1	64-QAM	19.83	19.76	19.49	19.70	19.40	19.52	22.78	22.59	22.52		
70	1	1	256-QAM	17.01	16.55	16.68	16.79	16.57	16.11	19.91	19.57	19.41		
Limit	EIRP < 2W			Result									Pass	

NR n41 PC2 Maximum Average Power [dBm], DG = 0.31 dBi														
BW	RB	RB	Mod	Antenna 0			Antenna 2			Combine			EIRP	EIRP
(MHz)	Size	Offset		Lowest	Middle	Highest	Lowest	Middle	Highest	Lowest	Middle	Highest	(dBm)	(W)
80	1	1	QPSK	21.62	21.73	21.39	21.54	21.43	21.30	24.59	24.59	24.36	24.93	0.3112
80	1	215		21.43	21.76	21.58	21.46	21.46	21.58	24.46	24.62	24.59		
80	109	54		21.54	21.61	21.43	21.58	21.41	21.57	24.57	24.52	24.51		
80	1	0		19.65	19.71	19.69	19.65	19.57	19.49	22.66	22.65	22.60		
80	1	216		19.36	19.73	19.46	19.85	19.50	19.69	22.62	22.63	22.59		
80	217	0		18.02	18.06	17.95	18.12	18.13	18.08	21.08	21.11	21.03		
80	1	1	16-QAM	21.27	21.23	20.92	21.24	20.97	20.81	24.27	24.11	23.88	24.58	0.2871
80	1	1	64-QAM	19.80	19.67	19.40	19.49	19.70	19.53	22.66	22.70	22.48		
80	1	1	256-QAM	16.59	16.53	16.28	16.59	16.47	16.27	19.60	19.51	19.29		
Limit	EIRP < 2W			Result									Pass	

NR n41 PC2 Maximum Average Power [dBm], DG = 0.31 dBi														
BW	RB	RB	Mod	Antenna 0			Antenna 2			Combine			EIRP	EIRP
(MHz)	Size	Offset		Lowest	Middle	Highest	Lowest	Middle	Highest	Lowest	Middle	Highest	(dBm)	(W)
90	1	1	QPSK	21.55	21.72	21.49	21.56	21.93	21.54	24.57	24.84	24.53	25.15	0.3273
90	1	243		21.53	21.67	21.59	21.40	21.49	21.91	24.48	24.59	24.76		
90	123	61		21.58	21.64	21.51	21.57	21.62	21.60	24.59	24.64	24.57		
90	1	0		19.66	19.66	19.68	19.73	19.58	19.57	22.71	22.63	22.64		
90	1	244		19.25	19.82	19.50	19.47	19.61	19.86	22.37	22.73	22.69		
90	245	0		18.06	18.10	17.92	18.16	18.13	18.10	21.12	21.13	21.02		
90	1	1	16-QAM	21.25	21.17	20.67	21.13	21.11	20.61	24.20	24.15	23.65	24.51	0.2825
90	1	1	64-QAM	19.75	19.75	19.30	19.97	20.02	19.53	22.87	22.90	22.43		
90	1	1	256-QAM	16.73	16.74	16.32	16.67	16.37	16.14	19.71	19.57	19.24		
Limit	EIRP < 2W			Result									Pass	

NR n41 PC2 Maximum Average Power [dBm], DG = 0.31 dBi														
BW	RB	RB	Mod	Antenna 0			Antenna 2			Combine			EIRP	EIRP
(MHz)	Size	Offset		Lowest	Middle	Highest	Lowest	Middle	Highest	Lowest	Middle	Highest	(dBm)	(W)
100	1	1	QPSK	21.64	21.75	21.28	21.56	21.46	21.28	24.61	24.62	24.29	25.05	0.3199
100	1	271		21.60	21.92	21.32	21.40	21.54	21.69	24.51	24.74	24.52		
100	137	68		21.53	21.57	21.40	21.59	21.56	21.70	24.57	24.58	24.56		
100	1	0		19.75	19.71	19.59	19.75	19.58	19.69	22.76	22.66	22.65		
100	1	272		19.64	19.89	19.54	19.46	19.83	19.94	22.56	22.87	22.75		
100	273	0		18.04	18.12	17.95	18.11	18.02	18.24	21.09	21.08	21.11		
100	1	1	16-QAM	21.29	21.37	20.81	21.12	21.19	21.13	24.22	24.29	23.98	24.6	0.2884
100	1	1	64-QAM	19.79	19.79	19.31	19.61	19.80	19.49	22.71	22.81	22.41		
100	1	1	256-QAM	16.58	16.82	16.40	16.67	16.51	16.30	19.64	19.68	19.36		
Limit	EIRP < 2W			Result									Pass	

Part27O NR n77 HPUE Maximum Average Power [dBm], DG = 1.24 dBi														
BW	RB	RB	Mod	Antenna 2			Antenna 0			Combine			EIRP	EIRP
(MHz)	Size	Offset		Lowest	Middle	Highest	Lowest	Middle	Highest	Lowest	Middle	Highest	(dBm)	(W)
10	1	1	QPSK	21.34	21.38	22.26	21.26	21.69	22.38	24.31	24.55	25.33	26.57	0.4539
10	1	22		21.29	21.58	22.28	21.42	21.94	22.31	24.37	24.77	25.31		
10	12	6		21.34	21.53	22.24	21.35	21.79	22.30	24.36	24.67	25.28		
10	1	0		19.51	19.66	20.31	19.35	19.72	20.33	22.44	22.70	23.33		
10	1	23		19.43	19.78	20.26	19.27	19.86	20.33	22.36	22.83	23.31		
10	24	0		19.82	20.05	20.70	19.74	20.30	20.91	22.79	23.19	23.82		
10	1	1	16-QAM	20.93	21.10	21.86	20.70	21.08	21.74	23.83	24.10	24.81	26.05	0.4027
10	1	1	64-QAM	19.38	19.63	20.46	19.19	19.75	20.25	22.30	22.70	23.37		
10	1	1	256-QAM	16.53	16.59	17.37	16.16	16.77	17.20	19.36	19.69	20.30		
Limit	EIRP < 1W			Result									Pass	

Part27O NR n77 HPUE Maximum Average Power [dBm], DG = 1.24 dBi														
BW	RB	RB	Mod	Antenna 2			Antenna 0			Combine			EIRP	EIRP
(MHz)	Size	Offset		Lowest	Middle	Highest	Lowest	Middle	Highest	Lowest	Middle	Highest	(dBm)	(W)
15	1	1	QPSK	21.41	21.73	22.19	21.36	21.99	22.29	24.40	24.87	25.25	26.58	0.455
15	1	36		21.48	21.80	22.39	21.29	22.03	22.26	24.40	24.93	25.34		
15	19	9		21.34	21.73	22.15	21.25	22.00	22.34	24.31	24.88	25.26		
15	1	0		19.46	19.71	20.30	19.50	19.89	20.38	22.49	22.81	23.35		
15	1	37		19.50	19.77	20.29	19.64	20.15	20.47	22.58	22.97	23.39		
15	38	0		19.91	20.17	20.76	19.77	20.48	20.81	22.85	23.34	23.80		
15	1	1	16-QAM	21.14	21.41	21.88	21.09	21.40	21.79	24.13	24.42	24.85	26.09	0.4064
15	1	1	64-QAM	19.65	19.88	20.26	19.31	19.95	20.28	22.49	22.93	23.28		
15	1	1	256-QAM	16.61	16.86	17.33	16.20	16.76	17.23	19.42	19.82	20.29		
Limit	EIRP < 1W			Result									Pass	

Part27O NR n77 HPUE Maximum Average Power [dBm], DG = 1.24 dBi														
BW	RB	RB	Mod	Antenna 2			Antenna 0			Combine			EIRP	EIRP
(MHz)	Size	Offset		Lowest	Middle	Highest	Lowest	Middle	Highest	Lowest	Middle	Highest	(dBm)	(W)
20	1	1	QPSK	21.44	21.73	22.30	21.28	21.81	22.33	24.37	24.78	25.33	26.69	0.4667
20	1	49		21.53	21.88	22.38	21.42	22.00	22.50	24.49	24.95	25.45		
20	25	12		21.34	21.71	22.17	21.32	22.03	22.40	24.34	24.88	25.30		
20	1	0		19.56	19.71	20.25	19.35	19.96	20.39	22.47	22.85	23.33		
20	1	50		19.42	19.82	20.46	19.30	20.10	20.50	22.37	22.97	23.49		
20	51	0		19.96	20.21	20.72	19.87	20.54	20.88	22.93	23.39	23.81		
20	1	1	16-QAM	21.13	21.43	21.74	20.86	21.34	21.81	24.01	24.40	24.79	26.03	0.4009
20	1	1	64-QAM	19.66	19.79	20.25	19.28	19.81	20.27	22.48	22.81	23.27		
20	1	1	256-QAM	16.43	16.92	17.36	16.37	16.72	17.25	19.41	19.83	20.32		
Limit	EIRP < 1W			Result									Pass	

Part27O NR n77 HPUE Maximum Average Power [dBm], DG = 1.24 dBi														
BW	RB	RB	Mod	Antenna 2			Antenna 0			Combine			EIRP	EIRP
(MHz)	Size	Offset		Lowest	Middle	Highest	Lowest	Middle	Highest	Lowest	Middle	Highest	(dBm)	(W)
30	1	1	QPSK	21.44	21.85	22.20	21.39	21.91	22.33	24.43	24.89	25.28	26.64	0.4613
30	1	76		21.66	22.08	22.49	21.58	22.10	22.29	24.63	25.10	25.40		
30	39	19		21.41	21.67	22.19	21.33	21.99	22.25	24.38	24.84	25.23		
30	1	0		19.64	19.72	20.25	19.60	19.99	20.39	22.63	22.87	23.33		
30	1	77		19.53	19.82	20.51	19.59	20.28	20.42	22.57	23.07	23.48		
30	78	0		19.97	20.19	20.69	19.88	20.47	20.83	22.94	23.34	23.77		
30	1	1	16-QAM	21.27	21.15	21.70	20.71	21.41	21.62	24.01	24.29	24.67	25.91	0.3899
30	1	1	64-QAM	19.61	19.66	20.18	19.27	19.88	20.30	22.45	22.78	23.25		
30	1	1	256-QAM	16.67	16.82	17.30	16.27	16.81	17.18	19.48	19.83	20.25		
Limit	EIRP < 1W			Result									Pass	

Part27O NR n77 HPUE Maximum Average Power [dBm], DG = 1.24 dBi														
BW	RB	RB	Mod	Antenna 2			Antenna 0			Combine			EIRP	EIRP
(MHz)	Size	Offset		Lowest	Middle	Highest	Lowest	Middle	Highest	Lowest	Middle	Highest	(dBm)	(W)
40	1	1	QPSK	21.61	21.83	22.27	21.44	21.92	22.38	24.54	24.89	25.34	26.70	0.4677
40	1	104		21.61	21.88	22.52	21.52	22.20	22.37	24.58	25.05	25.46		
40	53	26		21.38	21.67	22.14	21.26	22.01	22.31	24.33	24.85	25.24		
40	1	0		19.75	19.77	20.27	19.61	19.91	20.42	22.69	22.85	23.36		
40	1	105		19.58	19.98	20.52	19.65	20.03	20.38	22.63	23.02	23.46		
40	106	0		19.93	20.22	20.69	19.90	20.40	20.84	22.93	23.32	23.78		
40	1	1	16-QAM	21.26	21.57	21.72	21.05	21.34	21.89	24.17	24.47	24.82	26.06	0.4036
40	1	1	64-QAM	19.58	19.96	20.20	19.34	19.93	20.35	22.47	22.96	23.29		
40	1	1	256-QAM	16.72	16.90	17.38	16.42	16.99	17.22	19.58	19.96	20.31		
Limit	EIRP < 1W			Result									Pass	

Part27O NR n77 HPUE Maximum Average Power [dBm], DG = 1.24 dBi														
BW	RB	RB	Mod	Antenna 2			Antenna 0			Combine			EIRP	EIRP
(MHz)	Size	Offset		Lowest	Middle	Highest	Lowest	Middle	Highest	Lowest	Middle	Highest	(dBm)	(W)
50	1	1	QPSK	21.27	21.57	21.93	21.20	21.67	22.14	24.25	24.63	25.05	26.53	0.4498
50	1	131		21.32	21.82	22.41	21.26	22.22	22.15	24.30	25.03	25.29		
50	67	33		21.23	21.52	21.98	21.17	21.80	22.13	24.21	24.67	25.07		
50	1	0		19.38	19.71	20.04	19.25	19.56	20.29	22.33	22.65	23.18		
50	1	132		19.48	19.76	20.32	19.40	19.97	20.36	22.45	22.88	23.35		
50	133	0		19.80	19.99	20.53	19.83	20.22	20.69	22.83	23.12	23.62		
50	1	1	16-QAM	20.81	21.19	21.68	20.56	21.24	21.52	23.70	24.23	24.61	25.85	0.3846
50	1	1	64-QAM	19.33	19.78	20.10	19.16	19.75	20.03	22.26	22.78	23.08		
50	1	1	256-QAM	16.35	16.79	17.09	16.04	16.64	17.07	19.21	19.73	20.09		
Limit	EIRP < 1W			Result									Pass	

Part27O NR n77 HPUE Maximum Average Power [dBm], DG = 1.24 dBi														
BW	RB	RB	Mod	Antenna 2			Antenna 0			Combine			EIRP	EIRP
(MHz)	Size	Offset		Lowest	Middle	Highest	Lowest	Middle	Highest	Lowest	Middle	Highest	(dBm)	(W)
60	1	1	QPSK	21.26	21.59	21.79	21.18	21.61	21.88	24.23	24.61	24.85	26.22	0.4188
60	1	160		21.28	21.73	22.02	21.56	21.84	21.91	24.43	24.80	24.98		
60	81	40		21.26	21.50	21.82	21.20	21.76	21.93	24.24	24.64	24.89		
60	1	0		19.35	19.51	19.99	19.19	19.91	20.10	22.28	22.72	23.06		
60	1	161		19.36	19.52	20.18	19.45	19.91	19.89	22.42	22.73	23.05		
60	162	0		19.79	20.12	20.37	19.73	20.28	20.49	22.77	23.21	23.44		
60	1	1	16-QAM	20.92	21.35	21.33	20.49	21.11	21.32	23.72	24.24	24.34	25.58	0.3614
60	1	1	64-QAM	19.59	19.69	19.79	18.94	19.94	19.85	22.29	22.83	22.83		
60	1	1	256-QAM	16.38	16.79	16.88	15.99	16.65	16.84	19.20	19.73	19.87		
Limit	EIRP < 1W			Result									Pass	

Part27O NR n77 HPUE Maximum Average Power [dBm], DG = 1.24 dBi														
BW	RB	RB	Mod	Antenna 2			Antenna 0			Combine			EIRP	EIRP
(MHz)	Size	Offset		Lowest	Middle	Highest	Lowest	Middle	Highest	Lowest	Middle	Highest	(dBm)	(W)
70	1	1	QPSK	21.22	21.40	21.70	21.03	21.89	22.04	24.14	24.66	24.88	26.38	0.4345
70	1	187		21.18	21.45	22.29	21.12	21.70	21.97	24.16	24.59	25.14		
70	95	47		21.28	21.38	21.93	21.26	21.71	22.03	24.28	24.56	24.99		
70	1	0		19.68	19.48	19.80	17.48	19.55	20.15	21.73	22.53	22.99		
70	1	188		19.16	19.66	20.09	19.05	19.46	19.82	22.12	22.57	22.97		
70	189	0		19.70	19.85	20.38	19.73	20.00	20.47	22.73	22.94	23.44		
70	1	1	16-QAM	20.49	20.97	21.13	20.48	21.22	21.34	23.50	24.11	24.25	25.49	0.354
70	1	1	64-QAM	19.13	19.59	19.62	19.14	19.53	19.97	22.15	22.57	22.81		
70	1	1	256-QAM	16.38	16.43	16.91	15.85	16.48	16.81	19.13	19.47	19.87		
Limit	EIRP < 1W			Result									Pass	

Part27O NR n77 HPUE Maximum Average Power [dBm], DG = 1.24 dBi														
BW	RB	RB	Mod	Antenna 2			Antenna 0			Combine			EIRP	EIRP
(MHz)	Size	Offset		Lowest	Middle	Highest	Lowest	Middle	Highest	Lowest	Middle	Highest	(dBm)	(W)
80	1	1	QPSK	21.16	21.45	21.73	21.08	21.39	21.90	24.13	24.43	24.83	26.18	0.4150
80	1	215		21.26	21.47	22.15	21.15	21.79	21.69	24.22	24.64	24.94		
80	109	54		21.32	21.45	21.79	21.29	21.70	21.84	24.32	24.59	24.83		
80	1	0		19.45	19.48	19.72	19.18	19.78	19.98	22.33	22.64	22.86		
80	1	216		19.44	19.39	19.94	19.24	19.80	19.69	22.35	22.61	22.83		
80	217	0		19.74	19.89	20.31	19.67	20.22	20.40	22.72	23.07	23.37		
80	1	1	16-QAM	20.85	20.98	21.30	20.52	21.08	21.13	23.70	24.04	24.23	25.47	0.3524
80	1	1	64-QAM	19.19	19.59	19.58	19.13	19.55	19.72	22.17	22.58	22.66		
80	1	1	256-QAM	16.48	16.42	16.76	15.81	16.39	16.62	19.17	19.42	19.70		
Limit	EIRP < 1W			Result									Pass	

Part27O NR n77 HPUE Maximum Average Power [dBm], DG = 1.24 dBi														
BW	RB	RB	Mod	Antenna 2			Antenna 0			Combine			EIRP	EIRP
(MHz)	Size	Offset		Lowest	Middle	Highest	Lowest	Middle	Highest	Lowest	Middle	Highest	(dBm)	(W)
90	1	1	QPSK	21.36	21.32	21.49	21.00	21.31	22.05	24.19	24.33	24.79	26.19	0.4159
90	1	243		21.64	21.45	21.98	21.38	21.89	21.90	24.52	24.69	24.95		
90	123	61		21.37	21.47	21.73	21.24	21.72	21.82	24.32	24.61	24.79		
90	1	0		19.47	19.44	19.84	19.21	19.61	19.76	22.35	22.54	22.81		
90	1	244		19.66	19.67	20.08	19.57	19.88	19.84	22.63	22.79	22.97		
90	245	0		19.80	19.94	20.21	19.82	20.19	20.20	22.82	23.08	23.22		
90	1	1	16-QAM	20.75	21.01	21.26	20.36	20.70	21.10	23.57	23.87	24.19	25.43	0.3491
90	1	1	64-QAM	19.20	19.33	19.61	18.82	19.68	19.81	22.02	22.52	22.72		
90	1	1	256-QAM	16.34	16.68	16.39	15.96	16.34	16.70	19.16	19.52	19.56		
Limit	EIRP < 1W			Result									Pass	

Part27O NR n77 HPUE Maximum Average Power [dBm], DG = 1.24 dBi														
BW	RB	RB	Mod	Antenna 2			Antenna 0			Combine			EIRP	EIRP
(MHz)	Size	Offset		Lowest	Middle	Highest	Lowest	Middle	Highest	Lowest	Middle	Highest	(dBm)	(W)
100	1	1	QPSK	21.37	21.13	21.36	20.98	21.49	21.62	24.19	24.32	24.50	26.17	0.414
100	1	271		21.69	21.68	21.98	21.54	21.92	21.86	24.63	24.81	24.93		
100	137	68		21.32	21.49	21.76	21.31	21.69	21.81	24.33	24.60	24.80		
100	1	0		19.39	19.52	19.72	19.30	19.67	19.96	22.36	22.61	22.85		
100	1	272		19.81	19.71	20.21	19.70	19.94	19.95	22.77	22.84	23.09		
100	273	0		19.82	19.88	20.22	19.81	20.27	20.37	22.83	23.09	23.31		
100	1	1	16-QAM	20.77	21.07	21.04	20.35	20.70	21.34	23.58	23.90	24.20	25.44	0.3499
100	1	1	64-QAM	19.21	19.39	19.48	19.05	19.26	19.64	22.14	22.34	22.57		
100	1	1	256-QAM	16.35	16.44	16.74	15.75	16.19	16.54	19.07	19.33	19.65		
Limit	EIRP < 1W			Result									Pass	

Part27O NR n78 HPUE Maximum Average Power [dBm], DG = 0.72 dBi														
BW	RB	RB	Mod	Antenna 2			Antenna 0			Combine			EIRP	EIRP
(MHz)	Size	Offset		Lowest	Middle	Highest	Lowest	Middle	Highest	Lowest	Middle	Highest	(dBm)	(W)
10	1	1	QPSK	21.12	21.33	21.37	21.01	21.25	21.46	24.08	24.30	24.43	25.23	0.3334
10	1	22		21.02	21.20	21.46	21.01	21.29	21.53	24.03	24.26	24.51		
10	12	6		21.10	21.21	21.27	21.10	21.44	21.60	24.11	24.34	24.45		
10	1	0		19.19	19.36	19.32	19.06	19.28	19.48	22.14	22.33	22.41		
10	1	23		19.25	19.21	19.36	18.95	19.24	19.64	22.11	22.24	22.51		
10	24	0		19.64	19.78	19.89	19.56	19.76	20.11	22.61	22.78	23.01		
10	1	1	16-QAM	20.78	20.98	21.09	20.48	20.78	20.92	23.64	23.89	24.02	24.74	0.2979
10	1	1	64-QAM	19.23	19.32	19.43	19.01	19.28	19.49	22.13	22.31	22.47		
10	1	1	256-QAM	16.25	16.42	16.38	16.05	16.25	16.44	19.16	19.35	19.42		
Limit	EIRP < 1W			Result									Pass	

Part27O NR n78 HPUE Maximum Average Power [dBm], DG = 0.72 dBi														
BW	RB	RB	Mod	Antenna 2			Antenna 0			Combine			EIRP	EIRP
(MHz)	Size	Offset		Lowest	Middle	Highest	Lowest	Middle	Highest	Lowest	Middle	Highest	(dBm)	(W)
15	1	1	QPSK	21.30	21.45	21.38	21.18	21.43	21.34	24.25	24.45	24.37	25.34	0.342
15	1	36		21.13	21.36	21.54	21.30	21.48	21.67	24.23	24.43	24.62		
15	19	9		21.22	21.31	21.37	21.12	21.41	21.59	24.18	24.37	24.49		
15	1	0		19.44	19.31	19.39	19.17	19.53	19.40	22.32	22.43	22.41		
15	1	37		19.12	19.37	19.64	19.19	19.93	19.60	22.17	22.67	22.63		
15	38	0		19.65	19.78	19.94	19.60	19.98	19.96	22.64	22.89	22.96		
15	1	1	16-QAM	20.90	20.92	20.93	20.58	20.92	20.92	23.75	23.93	23.94	24.66	0.2924
15	1	1	64-QAM	19.43	19.48	19.48	19.15	19.41	19.30	22.30	22.46	22.40		
15	1	1	256-QAM	16.42	16.47	16.45	16.07	16.39	16.35	19.26	19.44	19.41		
Limit	EIRP < 1W			Result									Pass	

Part27O NR n78 HPUE Maximum Average Power [dBm], DG = 0.72 dBi														
BW	RB	RB	Mod	Antenna 2			Antenna 0			Combine			EIRP	EIRP
(MHz)	Size	Offset		Lowest	Middle	Highest	Lowest	Middle	Highest	Lowest	Middle	Highest	(dBm)	(W)
20	1	1	QPSK	21.33	21.30	21.32	21.31	21.39	21.34	24.33	24.36	24.34	25.42	0.3483
20	1	49		21.26	21.36	21.57	21.09	21.38	21.81	24.19	24.38	24.70		
20	25	12		21.17	21.26	21.29	21.06	21.44	21.66	24.13	24.36	24.49		
20	1	0		19.34	19.40	19.29	19.17	19.44	19.50	22.27	22.43	22.41		
20	1	50		19.13	19.37	19.53	19.06	19.40	19.67	22.11	22.40	22.61		
20	51	0		19.69	19.77	19.80	19.65	19.99	20.12	22.68	22.89	22.97		
20	1	1	16-QAM	20.91	21.00	20.94	20.67	20.90	20.85	23.80	23.96	23.91	24.68	0.2938
20	1	1	64-QAM	19.41	19.42	19.35	19.07	19.30	19.42	22.25	22.37	22.40		
20	1	1	256-QAM	16.39	16.46	16.37	16.09	16.26	16.22	19.25	19.37	19.31		
Limit	EIRP < 1W			Result									Pass	

Part27O NR n78 HPUE Maximum Average Power [dBm], DG = 0.72 dBi														
BW	RB	RB	Mod	Antenna 2			Antenna 0			Combine			EIRP	EIRP
(MHz)	Size	Offset		Lowest	Middle	Highest	Lowest	Middle	Highest	Lowest	Middle	Highest	(dBm)	(W)
30	1	1	QPSK	21.37	21.26	21.36	21.27	21.39	21.38	24.33	24.34	24.38	25.27	0.3365
30	1	76		21.36	21.54	21.77	21.24	21.43	21.30	24.31	24.50	24.55		
30	39	19		21.20	21.39	21.26	21.21	21.48	21.48	24.22	24.45	24.38		
30	1	0		19.42	19.48	19.23	19.28	19.49	19.35	22.36	22.50	22.30		
30	1	77		19.44	19.47	19.60	19.43	19.50	19.59	22.45	22.50	22.61		
30	78	0		19.76	19.87	19.81	19.67	19.88	19.84	22.73	22.89	22.84		
30	1	1	16-QAM	20.99	21.08	20.85	20.61	20.99	20.97	23.81	24.05	23.92	24.77	0.2999
30	1	1	64-QAM	19.35	19.48	19.31	19.22	19.42	19.33	22.30	22.46	22.33		
30	1	1	256-QAM	16.49	16.53	16.40	16.13	16.34	16.32	19.32	19.45	19.37		
Limit	EIRP < 1W			Result									Pass	

Part27O NR n78 HPUE Maximum Average Power [dBm], DG = 0.72 dBi														
BW	RB	RB	Mod	Antenna 2			Antenna 0			Combine			EIRP	EIRP
(MHz)	Size	Offset		Lowest	Middle	Highest	Lowest	Middle	Highest	Lowest	Middle	Highest	(dBm)	(W)
40	1	1	QPSK	21.47	21.48	21.28	21.17	21.49	21.47	24.33	24.50	24.39	25.48	0.3532
40	1	104		21.55	21.48	21.65	21.46	21.46	21.84	24.52	24.48	24.76		
40	53	26		21.20	21.35	21.26	21.18	21.45	21.46	24.20	24.41	24.37		
40	1	0		19.48	19.47	19.48	19.32	19.46	19.53	22.41	22.48	22.52		
40	1	105		19.55	19.40	19.78	19.42	19.46	19.66	22.50	22.44	22.73		
40	106	0		19.68	19.88	19.88	19.66	19.95	20.01	22.68	22.93	22.96		
40	1	1	16-QAM	20.98	20.97	20.87	20.69	20.76	20.89	23.85	23.88	23.89	24.61	0.2891
40	1	1	64-QAM	19.37	19.36	19.38	19.20	19.40	19.54	22.30	22.39	22.47		
40	1	1	256-QAM	16.41	16.51	16.43	16.34	16.26	16.35	19.39	19.40	19.40		
Limit	EIRP < 1W			Result									Pass	

Part27O NR n78 HPUE Maximum Average Power [dBm], DG = 0.72 dBi														
BW	RB	RB	Mod	Antenna 2			Antenna 0			Combine			EIRP	EIRP
(MHz)	Size	Offset		Lowest	Middle	Highest	Lowest	Middle	Highest	Lowest	Middle	Highest	(dBm)	(W)
50	1	1	QPSK	21.07	21.11	21.11	20.90	21.06	21.11	24.00	24.10	24.12	25.03	0.3184
50	1	131		21.17	21.07	21.28	21.33	21.25	21.31	24.26	24.17	24.31		
50	67	33		20.85	21.02	20.99	20.96	21.25	21.17	23.92	24.15	24.09		
50	1	0		19.21	19.13	19.04	18.98	18.96	19.25	22.11	22.06	22.16		
50	1	132		19.24	19.12	19.26	19.19	18.94	19.41	22.23	22.04	22.35		
50	133	0		19.54	19.56	19.52	19.50	19.64	19.73	22.53	22.61	22.64		
50	1	1	16-QAM	20.73	20.59	20.69	20.36	20.44	20.68	23.56	23.53	23.70	24.42	0.2767
50	1	1	64-QAM	19.30	19.23	19.02	18.83	19.05	19.18	22.08	22.15	22.11		
50	1	1	256-QAM	16.10	16.07	16.10	15.81	15.89	16.12	18.97	18.99	19.12		
Limit	EIRP < 1W			Result									Pass	

Part27O NR n78 HPUE Maximum Average Power [dBm], DG = 0.72 dBi														
BW	RB	RB	Mod	Antenna 2			Antenna 0			Combine			EIRP	EIRP
(MHz)	Size	Offset		Lowest	Middle	Highest	Lowest	Middle	Highest	Lowest	Middle	Highest	(dBm)	(W)
60	1	1	QPSK	20.81	20.77	21.00	20.79	20.66	21.06	23.81	23.73	24.04	25.13	0.3258
60	1	160		21.22	21.05	21.30	21.34	21.19	21.49	24.29	24.13	24.41		
60	81	40		20.95	21.04	20.93	21.05	21.27	21.19	24.01	24.17	24.07		
60	1	0		19.04	18.88	19.11	18.89	18.93	19.25	21.98	21.92	22.19		
60	1	161		19.13	19.26	19.53	19.16	19.06	19.48	22.16	22.17	22.52		
60	162	0		19.50	19.47	19.54	19.50	19.59	19.77	22.51	22.54	22.67		
60	1	1	16-QAM	20.48	20.33	20.69	20.31	20.30	20.49	23.41	23.33	23.60	24.32	0.2704
60	1	1	64-QAM	18.97	18.93	19.23	18.78	18.73	18.92	21.89	21.84	22.09		
60	1	1	256-QAM	16.05	15.83	16.10	15.82	15.78	15.86	18.95	18.82	18.99		
Limit	EIRP < 1W			Result									Pass	

Part27O NR n78 HPUE Maximum Average Power [dBm], DG = 0.72 dBi														
BW	RB	RB	Mod	Antenna 2			Antenna 0			Combine			EIRP	EIRP
(MHz)	Size	Offset		Lowest	Middle	Highest	Lowest	Middle	Highest	Lowest	Middle	Highest	(dBm)	(W)
70	1	1	QPSK	21.06	20.80	21.21	20.77	20.77	20.91	23.93	23.80	24.07	25.16	0.3281
70	1	187		21.12	21.16	21.38	21.06	20.94	21.48	24.10	24.06	24.44		
70	95	47		20.93	20.96	20.92	21.14	21.27	21.07	24.05	24.13	24.01		
70	1	0		18.97	19.02	19.05	18.90	18.80	19.04	21.95	21.92	22.06		
70	1	188		18.89	19.12	19.38	18.77	18.94	19.33	21.84	22.04	22.37		
70	189	0		19.46	19.38	19.61	19.50	19.61	19.60	22.49	22.51	22.62		
70	1	1	16-QAM	20.56	20.50	20.74	20.14	20.29	20.37	23.37	23.41	23.57	24.29	0.2685
70	1	1	64-QAM	19.03	18.83	18.96	18.79	18.89	18.88	21.92	21.87	21.93		
70	1	1	256-QAM	15.97	15.92	16.19	15.78	15.69	15.77	18.89	18.82	19.00		
Limit	EIRP < 1W			Result									Pass	

Part27O NR n78 HPUE Maximum Average Power [dBm], DG = 0.72 dBi														
BW	RB	RB	Mod	Antenna 2			Antenna 0			Combine			EIRP	EIRP
(MHz)	Size	Offset		Lowest	Middle	Highest	Lowest	Middle	Highest	Lowest	Middle	Highest	(dBm)	(W)
80	1	1	QPSK	20.95	20.90	20.92	21.04	20.70	20.72	24.01	23.81	23.83	24.91	0.3097
80	1	215		21.03	21.00	21.07	20.97	21.36	21.10	24.01	24.19	24.10		
80	109	54		20.97	20.96	20.97	21.13	21.24	21.14	24.06	24.11	24.07		
80	1	0		18.95	19.02	18.93	19.30	18.86	18.91	22.14	21.95	21.93		
80	1	216		18.97	19.13	19.35	18.98	19.02	19.27	21.99	22.09	22.32		
80	217	0		19.37	19.45	19.40	19.33	19.57	19.64	22.36	22.52	22.53		
80	1	1	16-QAM	20.42	20.34	20.48	20.40	20.05	20.22	23.42	23.21	23.36	24.14	0.2594
80	1	1	64-QAM	19.01	19.02	18.83	18.76	18.73	18.95	21.90	21.89	21.90		
80	1	1	256-QAM	15.84	15.80	15.69	15.72	15.76	15.72	18.79	18.79	18.72		
Limit	EIRP < 1W			Result									Pass	

Part27O NR n78 HPUE Maximum Average Power [dBm], DG = 0.72 dBi														
BW	RB	RB	Mod	Antenna 2			Antenna 0			Combine			EIRP	EIRP
(MHz)	Size	Offset		Lowest	Middle	Highest	Lowest	Middle	Highest	Lowest	Middle	Highest	(dBm)	(W)
90	1	1	QPSK	20.93	20.78	20.82	20.76	20.63	20.92	23.86	23.72	23.88	25.24	0.3342
90	1	243		21.15	21.26	21.39	21.56	21.38	21.62	24.37	24.33	24.52		
90	123	61		21.04	21.01	20.94	21.15	21.28	21.17	24.11	24.16	24.07		
90	1	0		19.09	19.04	18.95	18.91	18.98	18.90	22.01	22.02	21.94		
90	1	244		19.20	19.51	19.44	19.15	19.25	19.59	22.19	22.39	22.53		
90	245	0		19.47	19.46	19.56	19.55	19.63	19.57	22.52	22.56	22.58		
90	1	1	16-QAM	20.13	20.44	20.47	20.41	20.06	20.11	23.28	23.26	23.30	24.02	0.2523
90	1	1	64-QAM	19.09	19.02	18.95	18.69	18.69	18.67	21.90	21.87	21.82		
90	1	1	256-QAM	15.90	15.74	15.79	15.77	15.72	15.71	18.85	18.74	18.76		
Limit	EIRP < 1W			Result									Pass	

Part27O NR n78 HPUE Maximum Average Power [dBm], DG = 0.72 dBi														
BW	RB	RB	Mod	Antenna 2			Antenna 0			Combine			EIRP	EIRP
(MHz)	Size	Offset		Lowest	Middle	Highest	Lowest	Middle	Highest	Lowest	Middle	Highest	(dBm)	(W)
100	1	1	QPSK	-	21.20	-	-	20.88	-	-	24.05	-	25.30	0.3388
100	1	271		-	21.71	-	-	21.42	-	-	24.58	-		
100	137	68		-	21.17	-	-	21.27	-	-	24.23	-		
100	1	0		-	19.31	-	-	18.93	-	-	22.13	-		
100	1	272		-	19.79	-	-	19.78	-	-	22.80	-		
100	273	0		-	19.67	-	-	19.66	-	-	22.68	-		
100	1	1	16-QAM	-	20.75	-	-	20.08	-	-	23.44	-	24.16	0.2606
100	1	1	64-QAM	-	19.24	-	-	18.82	-	-	22.05	-		
100	1	1	256-QAM	-	16.30	-	-	15.70	-	-	19.02	-		
Limit	EIRP < 1W			Result									Pass	

Part27Q NR n77 HPUE Maximum Average Power [dBm], DG = 1.24 dBi														
BW	RB	RB	Mod	Antenna 2			Antenna 0			Combine			EIRP	EIRP
(MHz)	Size	Offset		Lowest	Middle	Highest	Lowest	Middle	Highest	Lowest	Middle	Highest	(dBm)	(W)
10	1	1	QPSK	21.82	21.97	21.95	21.96	21.92	21.74	24.90	24.96	24.86	26.24	0.4207
10	1	22		22.03	21.95	21.85	21.89	21.74	21.98	24.97	24.86	24.93		
10	12	6		21.92	21.87	21.87	22.05	21.84	21.78	25.00	24.87	24.84		
10	1	0		20.00	20.06	19.93	20.06	20.01	19.82	23.04	23.05	22.89		
10	1	23		19.99	19.87	19.96	19.92	19.85	19.57	22.97	22.87	22.78		
10	24	0		20.39	20.41	20.42	20.54	20.36	20.31	23.48	23.40	23.38		
10	1	1	16-QAM	21.60	21.68	21.52	21.44	21.26	21.34	24.53	24.49	24.44	25.77	0.3776
10	1	1	64-QAM	20.07	20.07	20.13	20.25	19.84	19.72	23.17	22.97	22.94		
10	1	1	256-QAM	17.03	17.17	17.15	17.00	16.80	16.71	20.03	20.00	19.95		
Limit	EIRP < 1W			Result									Pass	

Part27Q NR n77 HPUE Maximum Average Power [dBm], DG = 1.24 dBi														
BW	RB	RB	Mod	Antenna 2			Antenna 0			Combine			EIRP	EIRP
(MHz)	Size	Offset		Lowest	Middle	Highest	Lowest	Middle	Highest	Lowest	Middle	Highest	(dBm)	(W)
15	1	1	QPSK	22.20	22.08	22.08	22.28	22.06	21.82	25.25	25.08	24.96	26.49	0.4457
15	1	36		22.13	22.04	22.00	22.18	21.75	21.73	25.17	24.91	24.88		
15	19	9		22.12	21.91	21.95	22.12	21.96	21.81	25.13	24.95	24.89		
15	1	0		20.27	20.22	20.21	20.11	20.13	19.98	23.20	23.19	23.11		
15	1	37		20.12	20.08	20.12	20.24	20.24	20.23	23.19	23.17	23.19		
15	38	0		20.62	20.54	20.51	20.62	20.43	20.29	23.63	23.50	23.41		
15	1	1	16-QAM	21.83	21.70	21.73	21.67	21.57	21.24	24.76	24.65	24.50	26.00	0.3981
15	1	1	64-QAM	20.32	20.11	20.10	20.11	20.17	19.89	23.23	23.15	23.01		
15	1	1	256-QAM	17.28	17.36	17.19	17.09	16.95	16.84	20.20	20.17	20.03		
Limit	EIRP < 1W			Result									Pass	

Part27Q NR n77 HPUE Maximum Average Power [dBm], DG = 1.24 dBi														
BW	RB	RB	Mod	Antenna 2			Antenna 0			Combine			EIRP	EIRP
(MHz)	Size	Offset		Lowest	Middle	Highest	Lowest	Middle	Highest	Lowest	Middle	Highest	(dBm)	(W)
20	1	1	QPSK	22.22	22.17	22.09	22.24	22.11	21.97	25.24	25.15	25.04	26.48	0.4446
20	1	49		22.14	22.17	22.01	22.10	21.80	21.91	25.13	25.00	24.97		
20	25	12		22.10	21.91	21.94	22.11	21.94	21.77	25.12	24.94	24.87		
20	1	0		20.28	20.15	20.13	20.28	20.15	19.90	23.29	23.16	23.03		
20	1	50		20.15	20.16	20.00	20.10	19.71	19.82	23.14	22.95	22.92		
20	51	0		20.67	20.49	20.57	20.65	20.48	20.31	23.67	23.50	23.45		
20	1	1	16-QAM	21.67	21.62	21.61	21.90	21.57	21.35	24.80	24.61	24.49	26.04	0.4018
20	1	1	64-QAM	20.42	20.27	20.25	20.23	20.11	19.85	23.34	23.20	23.06		
20	1	1	256-QAM	17.32	17.37	17.23	17.11	17.02	16.79	20.23	20.21	20.03		
Limit	EIRP < 1W			Result									Pass	

Part27Q NR n77 HPUE Maximum Average Power [dBm], DG = 1.24 dBi														
BW	RB	RB	Mod	Antenna 2			Antenna 0			Combine			EIRP	EIRP
(MHz)	Size	Offset		Lowest	Middle	Highest	Lowest	Middle	Highest	Lowest	Middle	Highest	(dBm)	(W)
30	1	1	QPSK	22.26	22.28	22.25	22.41	22.26	22.03	25.35	25.28	25.15	26.59	0.456
30	1	76		22.21	22.10	22.17	22.16	21.94	22.08	25.20	25.03	25.14		
30	39	19		22.01	21.98	22.03	22.16	22.00	21.91	25.10	25.00	24.98		
30	1	0		20.34	20.40	20.36	20.30	20.28	20.01	23.33	23.35	23.20		
30	1	77		20.21	20.10	20.11	20.27	19.95	19.87	23.25	23.04	23.00		
30	78	0		20.64	20.66	20.55	20.71	20.54	20.43	23.69	23.61	23.50		
30	1	1	16-QAM	21.83	21.89	21.90	21.73	21.72	21.50	24.79	24.82	24.71	26.06	0.4036
30	1	1	64-QAM	20.38	20.44	20.34	20.19	20.14	19.92	23.30	23.30	23.15		
30	1	1	256-QAM	17.42	17.44	17.41	17.21	17.28	16.91	20.33	20.37	20.18		
Limit	EIRP < 1W			Result									Pass	

Part27Q NR n77 HPUE Maximum Average Power [dBm], DG = 1.24 dBi														
BW	RB	RB	Mod	Antenna 2			Antenna 0			Combine			EIRP	EIRP
(MHz)	Size	Offset		Lowest	Middle	Highest	Lowest	Middle	Highest	Lowest	Middle	Highest	(dBm)	(W)
40	1	1	QPSK	22.24	22.39	22.24	22.52	22.27	22.13	25.39	25.34	25.20	26.63	0.4603
40	1	104		22.07	22.26	22.20	22.33	21.77	21.99	25.21	25.03	25.11		
40	53	26		22.03	21.99	22.00	22.17	21.97	21.89	25.11	24.99	24.96		
40	1	0		20.34	20.49	20.36	20.52	20.44	20.15	23.44	23.48	23.27		
40	1	105		20.06	20.18	19.92	20.28	19.95	20.02	23.18	23.08	22.98		
40	106	0		20.62	20.55	20.55	20.74	20.53	20.43	23.69	23.55	23.50		
40	1	1	16-QAM	22.07	22.05	21.97	21.69	21.69	21.30	24.89	24.88	24.66	26.13	0.4102
40	1	1	64-QAM	20.34	20.54	20.37	20.30	20.24	20.02	23.33	23.40	23.21		
40	1	1	256-QAM	17.45	17.51	17.43	17.17	17.24	16.98	20.32	20.39	20.22		
Limit	EIRP < 1W			Result									Pass	

Part27Q NR n77 HPUE Maximum Average Power [dBm], DG = 1.24 dBi														
BW	RB	RB	Mod	Antenna 2			Antenna 0			Combine			EIRP	EIRP
(MHz)	Size	Offset		Lowest	Middle	Highest	Lowest	Middle	Highest	Lowest	Middle	Highest	(dBm)	(W)
50	1	1	QPSK	22.03	22.19	21.98	22.19	22.11	21.85	25.12	25.16	24.93	26.40	0.4365
50	1	131		21.66	21.60	21.52	21.64	21.40	21.37	24.66	24.51	24.46		
50	67	33		21.88	21.81	21.72	21.98	21.69	21.55	24.94	24.76	24.65		
50	1	0		20.20	20.31	20.09	20.25	20.10	19.94	23.24	23.22	23.03		
50	1	132		19.52	19.71	19.58	19.68	19.53	19.43	22.61	22.63	22.52		
50	133	0		20.43	20.36	20.30	20.51	20.25	20.13	23.48	23.32	23.23		
50	1	1	16-QAM	21.84	21.84	21.41	21.46	21.34	21.39	24.66	24.61	24.41	25.90	0.3890
50	1	1	64-QAM	20.18	20.23	20.15	20.16	20.17	19.86	23.18	23.21	23.02		
50	1	1	256-QAM	17.28	17.36	16.95	17.28	16.98	16.89	20.29	20.18	19.93		
Limit	EIRP < 1W			Result									Pass	

Part27Q NR n77 HPUE Maximum Average Power [dBm], DG = 1.24 dBi														
BW	RB	RB	Mod	Antenna 2			Antenna 0			Combine			EIRP	EIRP
(MHz)	Size	Offset		Lowest	Middle	Highest	Lowest	Middle	Highest	Lowest	Middle	Highest	(dBm)	(W)
60	1	1	QPSK	22.03	22.23	22.04	22.13	22.03	21.87	25.09	25.14	24.97	26.38	0.4345
60	1	160		21.65	21.84	21.73	21.48	21.39	21.49	24.58	24.63	24.62		
60	81	40		21.87	21.87	21.75	21.96	21.75	21.59	24.93	24.82	24.68		
60	1	0		20.20	20.21	20.07	20.10	20.14	20.16	23.16	23.19	23.13		
60	1	161		19.54	19.55	19.66	19.58	19.50	19.32	22.57	22.54	22.50		
60	162	0		20.45	20.41	20.25	20.45	20.28	20.15	23.46	23.36	23.21		
60	1	1	16-QAM	21.60	21.74	21.56	21.49	21.33	21.37	24.56	24.55	24.48	25.80	0.3802
60	1	1	64-QAM	20.29	20.28	20.40	20.03	20.06	19.91	23.17	23.18	23.17		
60	1	1	256-QAM	17.17	17.42	17.08	17.02	17.02	17.06	20.11	20.23	20.08		
Limit	EIRP < 1W			Result									Pass	

Part27Q NR n77 HPUE Maximum Average Power [dBm], DG = 1.24 dBi														
BW	RB	RB	Mod	Antenna 2			Antenna 0			Combine			EIRP	EIRP
(MHz)	Size	Offset		Lowest	Middle	Highest	Lowest	Middle	Highest	Lowest	Middle	Highest	(dBm)	(W)
70	1	1	QPSK	21.96	22.14	21.96	21.94	21.80	22.13	24.96	24.98	25.06	26.30	0.4266
70	1	187		21.58	21.84	21.74	21.29	21.34	21.56	24.45	24.61	24.66		
70	95	47		21.80	21.80	21.63	21.87	21.66	21.57	24.85	24.74	24.61		
70	1	0		20.07	20.05	20.28	20.11	20.02	20.23	23.10	23.05	23.27		
70	1	188		19.61	19.36	19.60	19.30	19.50	19.39	22.47	22.44	22.51		
70	189	0		20.22	20.22	20.29	20.30	20.16	20.14	23.27	23.20	23.23		
70	1	1	16-QAM	21.44	21.50	21.84	21.44	21.54	21.28	24.45	24.53	24.58	25.82	0.3819
70	1	1	64-QAM	20.35	20.04	20.22	20.03	20.13	20.04	23.20	23.10	23.14		
70	1	1	256-QAM	17.10	17.42	17.05	16.84	16.84	16.96	19.98	20.15	20.02		
Limit	EIRP < 1W			Result									Pass	

Part27Q NR n77 HPUE Maximum Average Power [dBm], DG = 1.24 dBi														
BW	RB	RB	Mod	Antenna 2			Antenna 0			Combine			EIRP	EIRP
(MHz)	Size	Offset		Lowest	Middle	Highest	Lowest	Middle	Highest	Lowest	Middle	Highest	(dBm)	(W)
80	1	1	QPSK	21.87	22.05	22.09	21.77	21.95	21.97	24.83	25.01	25.04	26.28	0.4246
80	1	215		21.53	21.57	21.66	21.31	21.23	21.22	24.43	24.41	24.46		
80	109	54		21.78	21.74	21.73	21.83	21.65	21.64	24.82	24.71	24.70		
80	1	0		20.18	20.15	20.09	20.25	20.06	20.20	23.23	23.12	23.16		
80	1	216		19.55	19.63	19.48	19.35	19.36	19.31	22.46	22.51	22.41		
80	217	0		20.22	20.36	20.27	20.23	20.19	20.20	23.24	23.29	23.25		
80	1	1	16-QAM	21.65	21.70	21.89	21.42	21.26	21.38	24.55	24.50	24.65	25.89	0.3882
80	1	1	64-QAM	20.16	20.11	20.14	19.85	19.95	19.89	23.02	23.04	23.03		
80	1	1	256-QAM	17.07	17.13	17.04	16.77	16.72	16.94	19.93	19.94	20.00		
Limit	EIRP < 1W			Result									Pass	

Part27Q NR n77 HPUE Maximum Average Power [dBm], DG = 1.24 dBi														
BW	RB	RB	Mod	Antenna 2			Antenna 0			Combine			EIRP	EIRP
(MHz)	Size	Offset		Lowest	Middle	Highest	Lowest	Middle	Highest	Lowest	Middle	Highest	(dBm)	(W)
90	1	1	QPSK	21.95	22.23	22.03	21.91	22.14	21.96	24.94	25.20	25.01	26.44	0.4406
90	1	243		21.60	21.49	21.60	21.39	21.40	21.43	24.51	24.46	24.53		
90	123	61		21.70	21.76	21.80	21.72	21.70	21.71	24.72	24.74	24.77		
90	1	0		20.14	20.11	20.27	20.19	20.11	20.31	23.18	23.12	23.30		
90	1	244		19.63	19.50	19.55	19.44	19.39	19.46	22.55	22.46	22.52		
90	245	0		20.22	20.28	20.36	20.26	20.24	20.16	23.25	23.27	23.27		
90	1	1	16-QAM	21.66	21.54	21.71	21.21	21.08	21.66	24.45	24.33	24.70	25.94	0.3926
90	1	1	64-QAM	20.05	20.21	20.23	19.97	19.98	19.95	23.02	23.11	23.10		
90	1	1	256-QAM	17.10	17.21	17.33	16.84	16.79	16.87	19.98	20.02	20.12		
Limit	EIRP < 1W			Result									Pass	

Part27Q NR n77 HPUE Maximum Average Power [dBm], DG = 1.24 dBi														
BW	RB	RB	Mod	Antenna 2			Antenna 0			Combine			EIRP	EIRP
(MHz)	Size	Offset		Lowest	Middle	Highest	Lowest	Middle	Highest	Lowest	Middle	Highest	(dBm)	(W)
100	1	1	QPSK	-	22.21	-	-	22.09	-	-	25.16	-	26.40	0.4365
100	1	271		-	21.80	-	-	21.23	-	-	24.53	-		
100	137	68		-	21.80	-	-	21.71	-	-	24.77	-		
100	1	0		-	20.26	-	-	20.19	-	-	23.24	-		
100	1	272		-	19.64	-	-	19.33	-	-	22.50	-		
100	273	0		-	20.34	-	-	20.24	-	-	23.30	-		
100	1	1	16-QAM	-	21.73	-	-	21.43	-	-	24.59	-	25.83	0.3828
100	1	1	64-QAM	-	20.39	-	-	19.99	-	-	23.20	-		
100	1	1	256-QAM	-	17.12	-	-	16.87	-	-	20.01	-		
Limit	EIRP < 1W			Result									Pass	

Part27Q NR n78 HPUE Maximum Average Power [dBm], DG = 0.72 dBi														
BW	RB	RB	Mod	Antenna 2			Antenna 0			Combine			EIRP	EIRP
(MHz)	Size	Offset		Lowest	Middle	Highest	Lowest	Middle	Highest	Lowest	Middle	Highest	(dBm)	(W)
10	1	1	QPSK	21.68	21.85	21.94	22.03	21.85	21.71	24.87	24.86	24.84	25.65	0.3673
10	1	22		21.68	21.76	21.67	22.14	21.75	21.71	24.93	24.77	24.70		
10	12	6		21.80	21.77	21.72	22.00	21.79	21.72	24.91	24.79	24.73		
10	1	0		19.90	19.89	19.84	20.10	20.02	19.86	23.01	22.97	22.86		
10	1	23		19.97	19.80	19.77	19.99	19.75	19.64	22.99	22.79	22.72		
10	24	0		20.24	20.26	20.25	20.48	20.30	20.24	23.37	23.29	23.26		
10	1	1	16-QAM	21.47	21.55	21.42	21.48	21.28	21.29	24.49	24.43	24.37	25.21	0.3319
10	1	1	64-QAM	19.90	19.96	19.94	19.93	19.86	19.80	22.93	22.92	22.88		
10	1	1	256-QAM	17.06	17.03	17.00	16.92	16.81	16.70	20.00	19.93	19.86		
Limit	EIRP < 1W			Result									Pass	

Part27Q NR n78 HPUE Maximum Average Power [dBm], DG = 0.72 dBi														
BW	RB	RB	Mod	Antenna 2			Antenna 0			Combine			EIRP	EIRP
(MHz)	Size	Offset		Lowest	Middle	Highest	Lowest	Middle	Highest	Lowest	Middle	Highest	(dBm)	(W)
15	1	1	QPSK	22.02	21.95	22.02	22.07	21.97	21.79	25.06	24.97	24.92	25.78	0.3784
15	1	36		21.92	21.78	21.87	21.97	21.63	21.71	24.96	24.72	24.80		
15	19	9		21.89	21.77	21.79	22.01	21.89	21.75	24.96	24.84	24.78		
15	1	0		20.11	20.03	19.95	20.16	20.05	19.93	23.15	23.05	22.95		
15	1	37		20.02	19.90	19.83	20.39	20.11	20.04	23.22	23.02	22.95		
15	38	0		20.45	20.38	20.35	20.56	20.38	20.25	23.52	23.39	23.31		
15	1	1	16-QAM	21.63	21.46	21.43	21.58	21.30	21.34	24.62	24.39	24.40	25.34	0.3420
15	1	1	64-QAM	20.08	19.91	19.96	20.10	20.01	19.72	23.10	22.97	22.85		
15	1	1	256-QAM	17.13	17.12	17.06	17.07	16.84	16.65	20.11	19.99	19.87		
Limit	EIRP < 1W			Result									Pass	

Part27Q NR n78 HPUE Maximum Average Power [dBm], DG = 0.72 dBi														
BW	RB	RB	Mod	Antenna 2			Antenna 0			Combine			EIRP	EIRP
(MHz)	Size	Offset		Lowest	Middle	Highest	Lowest	Middle	Highest	Lowest	Middle	Highest	(dBm)	(W)
20	1	1	QPSK	22.05	21.90	22.03	22.29	22.07	21.94	25.18	25.00	25.00	25.90	0.3890
20	1	49		21.97	21.85	21.88	22.10	21.77	21.70	25.05	24.82	24.80		
20	25	12		21.92	21.82	21.72	22.06	21.88	21.74	25.00	24.86	24.74		
20	1	0		20.09	20.04	20.05	20.24	20.11	19.90	23.18	23.09	22.99		
20	1	50		19.89	19.97	19.87	20.05	19.76	19.75	22.98	22.88	22.82		
20	51	0		20.42	20.36	20.36	20.62	20.36	20.26	23.53	23.37	23.32		
20	1	1	16-QAM	21.68	21.53	21.76	21.65	21.58	21.17	24.68	24.57	24.49	25.40	0.3467
20	1	1	64-QAM	20.22	20.00	20.04	20.08	20.03	19.77	23.16	23.03	22.92		
20	1	1	256-QAM	17.22	17.23	17.18	17.07	16.96	16.72	20.16	20.11	19.97		
Limit	EIRP < 1W			Result									Pass	

Part27Q NR n78 HPUE Maximum Average Power [dBm], DG = 0.72 dBi														
BW	RB	RB	Mod	Antenna 2			Antenna 0			Combine			EIRP	EIRP
(MHz)	Size	Offset		Lowest	Middle	Highest	Lowest	Middle	Highest	Lowest	Middle	Highest	(dBm)	(W)
30	1	1	QPSK	22.10	22.14	22.10	22.34	22.17	22.08	25.23	25.17	25.10	25.95	0.3936
30	1	76		21.98	21.84	21.92	22.29	21.85	22.08	25.15	24.86	25.01		
30	39	19		21.85	21.88	21.92	22.12	21.98	21.90	25.00	24.94	24.92		
30	1	0		20.22	20.21	20.21	20.23	20.27	19.89	23.24	23.25	23.06		
30	1	77		19.99	19.91	20.04	20.31	19.83	19.93	23.16	22.88	23.00		
30	78	0		20.51	20.47	20.41	20.66	20.45	20.32	23.60	23.47	23.38		
30	1	1	16-QAM	21.66	21.96	21.68	21.63	21.68	21.43	24.66	24.83	24.57	25.55	0.3589
30	1	1	64-QAM	20.17	20.21	20.20	20.07	20.14	19.83	23.13	23.19	23.03		
30	1	1	256-QAM	17.18	17.32	17.21	17.06	17.25	16.84	20.13	20.30	20.04		
Limit	EIRP < 1W			Result									Pass	

Part27Q NR n78 HPUE Maximum Average Power [dBm], DG = 0.72 dBi														
BW	RB	RB	Mod	Antenna 2			Antenna 0			Combine			EIRP	EIRP
(MHz)	Size	Offset		Lowest	Middle	Highest	Lowest	Middle	Highest	Lowest	Middle	Highest	(dBm)	(W)
40	1	1	QPSK	22.21	22.32	22.20	22.31	22.22	21.96	25.27	25.28	25.09	26.00	0.3981
40	1	104		22.01	21.94	21.91	22.26	21.68	22.02	25.15	24.82	24.98		
40	53	26		21.87	21.90	21.87	22.13	21.94	21.90	25.01	24.93	24.90		
40	1	0		20.28	20.29	20.14	20.26	20.40	20.12	23.28	23.36	23.14		
40	1	105		20.04	19.93	19.98	20.16	19.83	19.84	23.11	22.89	22.92		
40	106	0		20.46	20.43	20.40	20.60	20.52	20.32	23.54	23.49	23.37		
40	1	1	16-QAM	21.89	21.93	21.78	21.64	21.76	21.36	24.78	24.86	24.59	25.58	0.3614
40	1	1	64-QAM	20.23	20.35	20.24	20.09	20.27	19.84	23.17	23.32	23.05		
40	1	1	256-QAM	17.38	17.39	17.24	17.10	17.18	16.83	20.25	20.30	20.05		
Limit	EIRP < 1W			Result									Pass	

Part27Q NR n78 HPUE Maximum Average Power [dBm], DG = 0.72 dBi														
BW	RB	RB	Mod	Antenna 2			Antenna 0			Combine			EIRP	EIRP
(MHz)	Size	Offset		Lowest	Middle	Highest	Lowest	Middle	Highest	Lowest	Middle	Highest	(dBm)	(W)
50	1	1	QPSK	21.67	21.94	21.76	22.05	21.99	21.82	24.87	24.98	24.80	25.70	0.3715
50	1	131		21.57	21.58	21.41	21.53	21.31	21.37	24.56	24.46	24.40		
50	67	33		21.72	21.73	21.63	21.95	21.72	21.61	24.85	24.74	24.63		
50	1	0		19.84	19.91	19.95	19.97	20.06	19.79	22.92	23.00	22.88		
50	1	132		19.62	19.52	19.75	19.60	19.30	19.41	22.62	22.42	22.59		
50	133	0		20.21	20.21	20.08	20.42	20.19	20.16	23.33	23.21	23.13		
50	1	1	16-QAM	21.53	21.77	21.46	21.44	21.39	21.28	24.50	24.59	24.38	25.31	0.3396
50	1	1	64-QAM	19.97	20.01	19.85	19.92	20.04	19.86	22.96	23.04	22.87		
50	1	1	256-QAM	16.96	17.16	17.00	16.90	16.94	16.59	19.94	20.06	19.81		
Limit	EIRP < 1W			Result									Pass	

Part27Q NR n78 HPUE Maximum Average Power [dBm], DG = 0.72 dBi														
BW	RB	RB	Mod	Antenna 2			Antenna 0			Combine			EIRP	EIRP
(MHz)	Size	Offset		Lowest	Middle	Highest	Lowest	Middle	Highest	Lowest	Middle	Highest	(dBm)	(W)
60	1	1	QPSK	21.83	21.89	22.16	22.13	22.06	22.12	24.99	24.99	25.15	25.87	0.3864
60	1	160		21.43	21.57	21.53	21.65	21.31	21.32	24.55	24.45	24.44		
60	81	40		21.76	21.68	21.63	21.95	21.67	21.51	24.87	24.69	24.58		
60	1	0		20.12	20.06	19.96	20.28	20.07	20.09	23.21	23.08	23.04		
60	1	161		19.46	19.65	19.54	19.42	19.22	19.25	22.45	22.45	22.41		
60	162	0		20.26	20.21	20.18	20.41	20.20	20.14	23.35	23.22	23.17		
60	1	1	16-QAM	21.57	21.75	21.59	21.57	21.48	21.41	24.58	24.63	24.51	25.35	0.3428
60	1	1	64-QAM	20.03	20.14	20.04	20.04	19.97	19.95	23.05	23.07	23.01		
60	1	1	256-QAM	17.00	17.15	16.97	17.11	16.90	16.84	20.07	20.04	19.92		
Limit	EIRP < 1W			Result									Pass	

Part27Q NR n78 HPUE Maximum Average Power [dBm], DG = 0.72 dBi														
BW	RB	RB	Mod	Antenna 2			Antenna 0			Combine			EIRP	EIRP
(MHz)	Size	Offset		Lowest	Middle	Highest	Lowest	Middle	Highest	Lowest	Middle	Highest	(dBm)	(W)
70	1	1	QPSK	21.70	21.98	21.92	21.98	21.86	22.04	24.85	24.93	24.99	25.71	0.3724
70	1	187		21.28	21.49	21.20	21.23	21.46	21.25	24.27	24.49	24.24		
70	95	47		21.53	21.57	21.64	21.84	21.59	21.61	24.70	24.59	24.64		
70	1	0		19.93	20.15	20.15	20.04	20.30	20.18	23.00	23.24	23.18		
70	1	188		19.36	19.33	19.26	19.25	19.24	19.40	22.32	22.30	22.34		
70	189	0		20.02	20.06	20.11	20.29	20.20	20.21	23.17	23.14	23.17		
70	1	1	16-QAM	21.42	21.36	21.66	21.47	21.57	21.57	24.46	24.48	24.63	25.35	0.3428
70	1	1	64-QAM	19.91	19.60	20.31	19.91	19.98	20.33	22.92	22.80	23.33		
70	1	1	256-QAM	16.76	17.08	17.06	16.94	16.74	16.97	19.86	19.92	20.03		
Limit	EIRP < 1W			Result									Pass	

Part27Q NR n78 HPUE Maximum Average Power [dBm], DG = 0.72 dBi														
BW	RB	RB	Mod	Antenna 2			Antenna 0			Combine			EIRP	EIRP
(MHz)	Size	Offset		Lowest	Middle	Highest	Lowest	Middle	Highest	Lowest	Middle	Highest	(dBm)	(W)
80	1	1	QPSK	21.83	21.87	21.97	21.73	21.74	21.84	24.79	24.82	24.92	25.64	0.3664
80	1	215		21.45	21.34	21.21	21.16	21.40	21.24	24.32	24.38	24.24		
80	109	54		21.56	21.66	21.63	21.78	21.62	21.62	24.68	24.65	24.64		
80	1	0		20.08	20.04	20.13	19.98	20.06	20.17	23.04	23.06	23.16		
80	1	216		19.40	19.32	19.35	19.31	19.42	19.25	22.37	22.38	22.31		
80	217	0		20.09	20.07	20.10	20.16	20.07	20.19	23.14	23.08	23.16		
80	1	1	16-QAM	21.65	21.50	21.50	21.42	21.31	21.21	24.55	24.42	24.37	25.27	0.3365
80	1	1	64-QAM	19.95	20.12	19.90	20.31	20.16	20.05	23.14	23.15	22.99		
80	1	1	256-QAM	16.81	16.84	16.85	16.89	16.85	16.92	19.86	19.86	19.90		
Limit	EIRP < 1W			Result									Pass	

Part27Q NR n78 HPUE Maximum Average Power [dBm], DG = 0.72 dBi														
BW	RB	RB	Mod	Antenna 2			Antenna 0			Combine			EIRP	EIRP
(MHz)	Size	Offset		Lowest	Middle	Highest	Lowest	Middle	Highest	Lowest	Middle	Highest	(dBm)	(W)
90	1	1	QPSK	21.98	21.92	22.03	21.80	22.10	21.93	24.90	25.02	24.99	25.74	0.375
90	1	243		21.34	21.48	21.40	21.33	21.35	21.45	24.35	24.43	24.44		
90	123	61		21.66	21.70	21.65	21.77	21.64	21.67	24.73	24.68	24.67		
90	1	0		19.95	19.79	20.17	20.11	20.03	20.13	23.04	22.92	23.16		
90	1	244		19.43	19.53	19.37	19.33	19.33	19.40	22.39	22.44	22.40		
90	245	0		20.09	20.13	20.05	20.10	20.11	20.16	23.11	23.13	23.12		
90	1	1	16-QAM	21.52	21.51	21.57	21.25	21.39	21.25	24.40	24.46	24.42	25.18	0.3296
90	1	1	64-QAM	19.96	20.04	20.04	19.97	19.83	19.94	22.98	22.95	23.00		
90	1	1	256-QAM	16.79	16.82	16.98	17.10	16.82	16.99	19.96	19.83	20.00		
Limit	EIRP < 1W			Result									Pass	

Part27Q NR n78 HPUE Maximum Average Power [dBm], DG = 0.72 dBi														
BW	RB	RB	Mod	Antenna 2			Antenna 0			Combine			EIRP	EIRP
(MHz)	Size	Offset		Lowest	Middle	Highest	Lowest	Middle	Highest	Lowest	Middle	Highest	(dBm)	(W)
100	1	1	QPSK	-	21.93	-	-	21.82	-	-	24.89	-	25.61	0.3639
100	1	271		-	21.48	-	-	21.22	-	-	24.36	-		
100	137	68		-	21.65	-	-	21.64	-	-	24.66	-		
100	1	0		-	20.15	-	-	20.15	-	-	23.16	-		
100	1	272		-	19.54	-	-	19.27	-	-	22.42	-		
100	273	0		-	20.11	-	-	20.14	-	-	23.14	-		
100	1	1	16-QAM	-	21.57	-	-	21.36	-	-	24.48	-	25.20	0.3311
100	1	1	64-QAM	-	20.22	-	-	20.16	-	-	23.20	-		
100	1	1	256-QAM	-	17.06	-	-	16.89	-	-	19.99	-		
Limit	EIRP < 1W			Result									Pass	

NR n38 Maximum Average Power [dBm], DG = -0.58 dBi														
BW	RB	RB	Mod	Antenna 0			Antenna 2			Combine			EIRP	EIRP
(MHz)	Size	Offset		Lowest	Middle	Highest	Lowest	Middle	Highest	Lowest	Middle	Highest	(dBm)	(W)
10	1	1	QPSK	19.24	19.19	19.08	19.02	19.03	18.97	22.14	22.12	22.04	21.74	0.1493
10	1	22		19.06	19.24	19.02	19.28	19.38	19.23	22.18	22.32	22.14		
10	12	6		19.12	19.23	19.14	19.15	19.14	19.07	22.15	22.20	22.12		
10	1	0		17.84	17.65	17.66	17.53	17.58	17.52	20.70	20.63	20.60		
10	1	23		17.78	17.73	17.66	17.42	17.51	17.42	20.61	20.63	20.55		
10	24	0		16.21	16.22	16.10	16.02	16.11	16.10	19.13	19.18	19.11		
10	1	1	16-QAM	18.60	18.76	18.70	18.52	18.47	18.53	21.57	21.63	21.63	21.05	0.1274
10	1	1	64-QAM	17.31	17.31	17.26	17.02	17.01	17.00	20.18	20.17	20.14		
10	1	1	256-QAM	13.77	13.80	13.73	13.59	13.55	13.61	16.69	16.69	16.68		
Limit	EIRP < 2W			Result									Pass	

NR n38 Maximum Average Power [dBm], DG = -0.58 dBi														
BW	RB	RB	Mod	Antenna 0			Antenna 2			Combine			EIRP	EIRP
(MHz)	Size	Offset		Lowest	Middle	Highest	Lowest	Middle	Highest	Lowest	Middle	Highest	(dBm)	(W)
15	1	1	QPSK	19.36	19.45	19.23	19.22	19.16	19.14	22.30	22.32	22.20	21.74	0.1493
15	1	36		19.32	19.38	19.31	19.20	19.19	19.23	22.27	22.30	22.28		
15	19	9		19.32	19.28	19.16	19.16	19.18	19.18	22.25	22.24	22.18		
15	1	0		17.87	17.79	17.72	17.60	17.69	17.66	20.75	20.75	20.70		
15	1	37		17.99	17.87	17.83	17.55	18.14	17.56	20.79	21.02	20.71		
15	38	0		16.34	16.31	16.16	16.14	16.20	16.16	19.25	19.27	19.17		
15	1	1	16-QAM	18.89	18.88	18.78	18.59	18.66	18.64	21.75	21.78	21.72	21.20	0.1318
15	1	1	64-QAM	17.51	17.40	17.38	17.13	17.14	17.12	20.33	20.28	20.26		
15	1	1	256-QAM	14.01	13.92	13.85	13.62	13.62	13.70	16.83	16.78	16.79		
Limit	EIRP < 2W			Result									Pass	

NR n38 Maximum Average Power [dBm], DG = -0.58 dBi														
BW	RB	RB	Mod	Antenna 0			Antenna 2			Combine			EIRP	EIRP
(MHz)	Size	Offset		Lowest	Middle	Highest	Lowest	Middle	Highest	Lowest	Middle	Highest	(dBm)	(W)
20	1	1	QPSK	19.34	19.28	19.28	19.03	19.10	19.25	22.20	22.20	22.28	21.78	0.1507
20	1	49		19.30	19.37	19.12	19.19	19.33	19.30	22.26	22.36	22.22		
20	25	12		19.29	19.28	19.23	19.16	19.24	19.23	22.24	22.27	22.24		
20	1	0		17.88	17.84	17.76	17.63	17.63	17.75	20.77	20.75	20.77		
20	1	50		17.79	18.04	17.71	17.62	17.72	17.61	20.72	20.89	20.67		
20	51	0		16.27	16.31	16.18	16.15	16.21	16.20	19.22	19.27	19.20		
20	1	1	16-QAM	18.90	18.75	18.53	18.56	18.60	18.88	21.74	21.69	21.72	21.16	0.1306
20	1	1	64-QAM	17.50	17.45	17.31	17.06	17.11	17.18	20.30	20.29	20.26		
20	1	1	256-QAM	13.97	13.94	13.81	13.62	13.61	13.73	16.81	16.79	16.78		
Limit	EIRP < 2W			Result									Pass	

NR n38 Maximum Average Power [dBm], DG = -0.58 dBi														
BW	RB	RB	Mod	Antenna 0			Antenna 2			Combine			EIRP	EIRP
(MHz)	Size	Offset		Lowest	Middle	Highest	Lowest	Middle	Highest	Lowest	Middle	Highest	(dBm)	(W)
30	1	1	QPSK	19.51	19.47	19.41	19.11	19.18	19.25	22.32	22.34	22.34	21.88	0.1542
30	1	76		19.61	19.59	19.57	19.27	19.31	19.31	22.45	22.46	22.45		
30	39	19		19.26	19.21	19.23	19.17	19.21	19.24	22.23	22.22	22.25		
30	1	0		17.94	17.98	17.87	17.82	17.69	17.77	20.89	20.85	20.83		
30	1	77		18.20	18.06	17.91	17.93	17.93	17.89	21.08	21.01	20.91		
30	78	0		16.33	16.33	16.37	16.17	16.17	16.26	19.26	19.26	19.33		
30	1	1	16-QAM	19.16	18.96	18.69	18.69	18.63	18.72	21.94	21.81	21.72	21.36	0.1368
30	1	1	64-QAM	17.45	17.42	17.18	17.19	17.12	17.24	20.33	20.28	20.22		
30	1	1	256-QAM	14.03	13.96	13.85	13.82	13.83	13.71	16.94	16.91	16.79		
Limit	EIRP < 2W			Result									Pass	

NR n38 Maximum Average Power [dBm], DG = -0.58 dBi														
BW	RB	RB	Mod	Antenna 0			Antenna 2			Combine			EIRP	EIRP
(MHz)	Size	Offset		Lowest	Middle	Highest	Lowest	Middle	Highest	Lowest	Middle	Highest	(dBm)	(W)
40	1	1	QPSK	19.35	19.49	19.46	19.52	19.27	19.03	22.45	22.39	22.26	21.92	0.1556
40	1	104		19.53	19.56	19.40	19.19	19.41	19.38	22.37	22.50	22.40		
40	53	26		19.30	19.26	19.24	19.18	19.21	19.19	22.25	22.25	22.23		
40	1	0		18.14	18.09	17.98	17.78	17.81	17.77	20.97	20.96	20.89		
40	1	105		18.21	18.02	17.93	17.90	17.85	17.66	21.07	20.95	20.81		
40	106	0		16.34	16.35	16.43	16.26	16.25	16.28	19.31	19.31	19.37		
40	1	1	16-QAM	19.11	18.98	18.90	18.70	18.76	18.59	21.92	21.88	21.76	21.34	0.1361
40	1	1	64-QAM	17.62	17.49	17.31	17.12	17.10	17.08	20.39	20.31	20.21		
40	1	1	256-QAM	14.04	13.95	13.88	13.71	13.85	13.67	16.89	16.91	16.79		
Limit	EIRP < 2W			Result									Pass	

Appendix B. Test Results of Radiated Test

B1. Summary of each worse mode

Mode	Part	Band	Ch	Freq (MHz)	Level (dBm)	Det	Ant Factor (dB)	Amp\Cbl (dB)	Filter (dB)	EIRPCF (dB)	Reading (dBuV)	Limit (dBm)	Margin (dB)	Pol	Ant
5	Part 22H	NR SA n5	M	2483	-48.38	RMS	26.70	-23.72	0.32	-95.23	43.55	-13.00	-35.38	H	0
6	Part 22H	NR SA n26	M	2483	-47.45	RMS	26.70	-23.72	0.32	-95.23	44.48	-13.00	-34.45	H	0
5	Part 24E	NR SA n2	H	5674	-34.86	RMS	33.44	-20.89	0.66	-95.23	47.16	-13.00	-21.86	V	0
6	Part 24E	NR SA n25	H	5626	-35.77	RMS	33.06	-20.93	0.66	-95.23	46.67	-13.00	-22.77	H	0
2	Part 27D	NR SA n30	H	9240	-54.12	RMS	37.22	-20.58	0.57	-95.23	23.90	-40.00	-14.12	V	0
2	Part 27N	NR SA n71	M	2014	-44.83	RMS	26.30	-24.30	0.49	-95.23	47.91	-13.00	-31.83	H	0
2	Part 27F	NR SA n13	H	1565	-57.95	RMS	24.35	-25.00	0.45	-95.23	37.48	-42.15	-15.80	V	0
3	Part 27Q	NR SA n77	H	10383	-43.81	RMS	37.33	-20.64	0.50	-95.23	34.23	-13.00	-30.81	H	2
4	Part 27Q	NR SA n77	M	6911	-48.75	RMS	36.68	-20.61	1.25	-95.23	29.16	-13.00	-35.75	H	2+0
3	Part 27O	NR SA n77	L	14805	-49.71	RMS	42.19	-21.14	0.50	-95.23	23.97	-13.00	-36.71	H	2
4	Part 27O	NR SA n77	H	11643	-41.13	RMS	38.80	-20.42	0.55	-95.23	35.17	-13.00	-28.13	H	2+0
3	Part 27H	NR SA n12	M	2102	-48.72	RMS	26.20	-24.19	0.52	-95.23	43.98	-13.00	-35.72	H	0
6	Part 27L	NR SA n66	M	5176	-46.99	RMS	32.65	-20.93	0.62	-95.23	35.90	-13.00	-33.99	V	0
7	Part 27L	NR SA n70	H	5102	-47.10	RMS	32.51	-20.97	0.64	-95.23	35.95	-13.00	-34.10	V	0
7	Part 27M	NR SA n7	M	7560	-40.76	RMS	36.90	-20.37	0.60	-95.23	37.34	-25.00	-15.76	H	0
8	Part 27M	NR SA n38	H	7747	-46.12	RMS	36.81	-20.36	0.58	-95.23	32.08	-25.00	-21.12	H	0

Mode	Part	Band	Ch	Freq (MHz)	Level (dBm)	Det	Ant Factor (dB)	Amp\Cbl (dB)	Filter (dB)	EIRPCF (dB)	Reading (dBuV)	Limit (dBm)	Margin (dB)	Pol	Ant
9	Part 27M	NR SA n38	H	7747	-48.09	RMS	36.81	-20.36	0.58	-95.23	30.11	-25.00	-23.09	H	0+2
10	Part 27M	NR SA n41	L	7491	-53.08	RMS	37.14	-20.38	0.62	-95.23	24.77	-25.00	-28.08	V	0
11	Part 27M	NR SA n41	L	9989	-53.64	RMS	37.30	-20.51	0.62	-95.23	24.18	-25.00	-28.64	H	0+2
2	Part 90R	NR SA n14	M	1582	-57.26	RMS	24.40	-24.97	0.44	-95.23	38.10	-42.15	-15.11	H	0
2	Part 90S	NR SA n26	M	2444	-50.95	RMS	26.74	-23.77	0.33	-95.23	40.98	-13.00	-37.95	V	0

Ant. 0

Part 22H Mode 5

NR SA n5 20M Ch167300 1RB1 BPSK

M

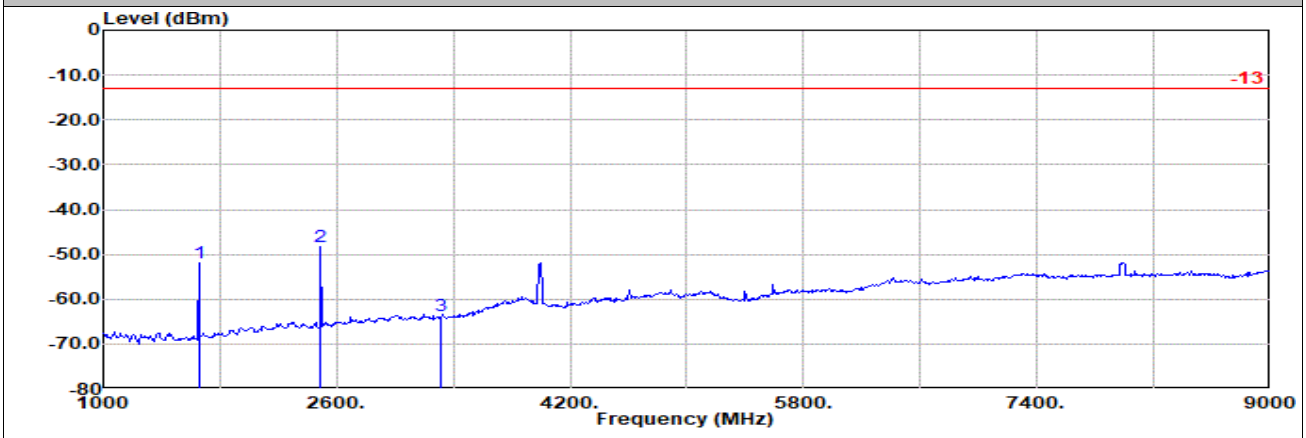

Site : 03CH22-HY
Condition: -13 3m DRH18-E_LE2C04A18EN_240711 Horizontal
: NR SA n5 20M Ch167300 1RB1 BPSK

	Freq	Level	Detector	Ant Factor	Amp\Cbl	Filter	EIRPCF	Reading	Limit	Margin	Pol
	MHz	dBm		dB/m	dB	dB	dB	dBuV	dBm	dB	
1	1656.00	-52.05	RMS	24.54	-24.86	0.51	-95.23	42.99	-13.00	-39.05	Horizontal
2	2483.00	-48.38	RMS	26.70	-23.72	0.32	-95.23	43.55	-13.00	-35.38	Horizontal
3	3311.00	-63.83	RMS	28.32	-22.76	0.27	-95.23	25.57	-13.00	-50.83	Horizontal

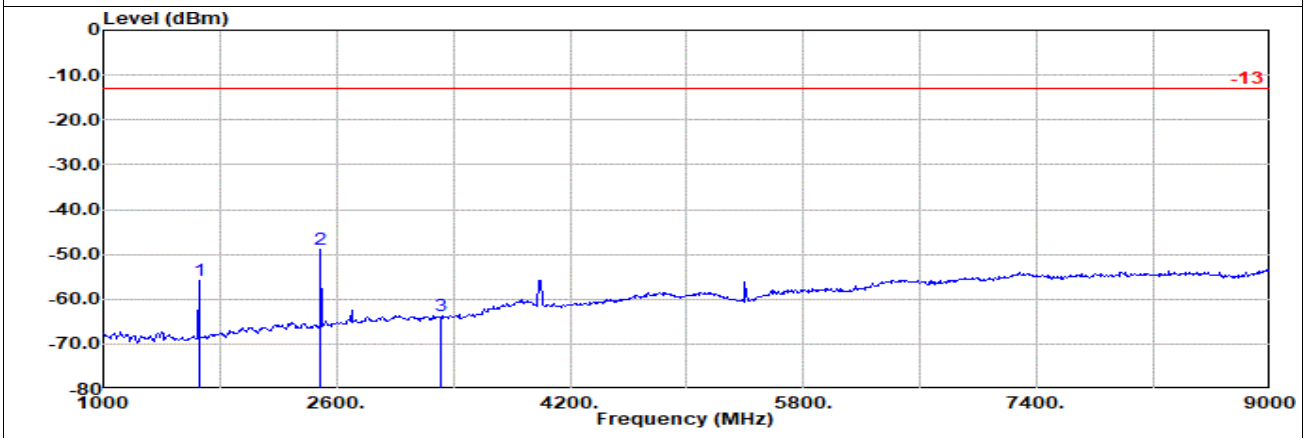

Site : 03CH22-HY
Condition: -13 3m DRH18-E_LE2C04A18EN_240711 Vertical
: NR SA n5 20M Ch167300 1RB1 BPSK

	Freq	Level	Detector	Ant Factor	Amp\Cbl	Filter	EIRPCF	Reading	Limit	Margin	Pol
	MHz	dBm		dB/m	dB	dB	dB	dBuV	dBm	dB	
1	1656.00	-55.95	RMS	24.54	-24.86	0.51	-95.23	39.09	-13.00	-42.95	Vertical
2	2483.00	-49.04	RMS	26.70	-23.72	0.32	-95.23	42.89	-13.00	-36.04	Vertical
3	3311.00	-63.68	RMS	28.32	-22.76	0.27	-95.23	25.72	-13.00	-50.68	Vertical

Ant. 0

Part 22H Mode 6

NR SA n26 20M Ch167300 1RB1 BPSK

M

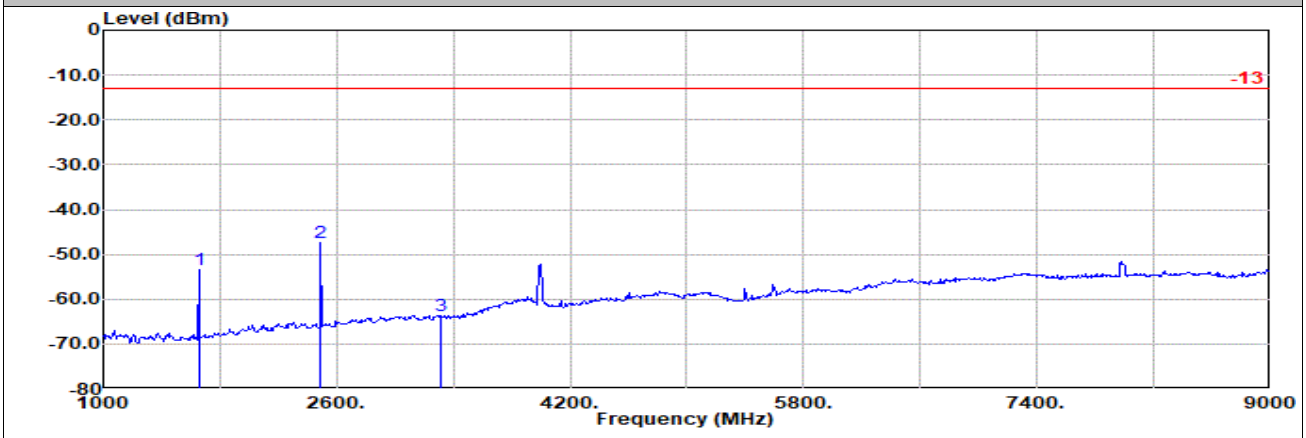

Site : 03CH22-HY
Condition: -13 3m DRH18-E_LE2C04A18EN_240711 Horizontal
: NR SA n26 20M Ch167300 1RB1 BPSK

	Freq	Level	Detector	Ant Factor	Amp\Cbl	Filter	EIRPCF	Reading	Limit	Margin	Pol
	MHz	dBm		dB/m	dB	dB	dB	dBuV	dBm	dB	
1	1656.00	-53.49	RMS	24.54	-24.86	0.51	-95.23	41.55	-13.00	-40.49	Horizontal
2	2483.00	-47.45	RMS	26.70	-23.72	0.32	-95.23	44.48	-13.00	-34.45	Horizontal
3	3311.00	-63.74	RMS	28.32	-22.76	0.27	-95.23	25.66	-13.00	-50.74	Horizontal

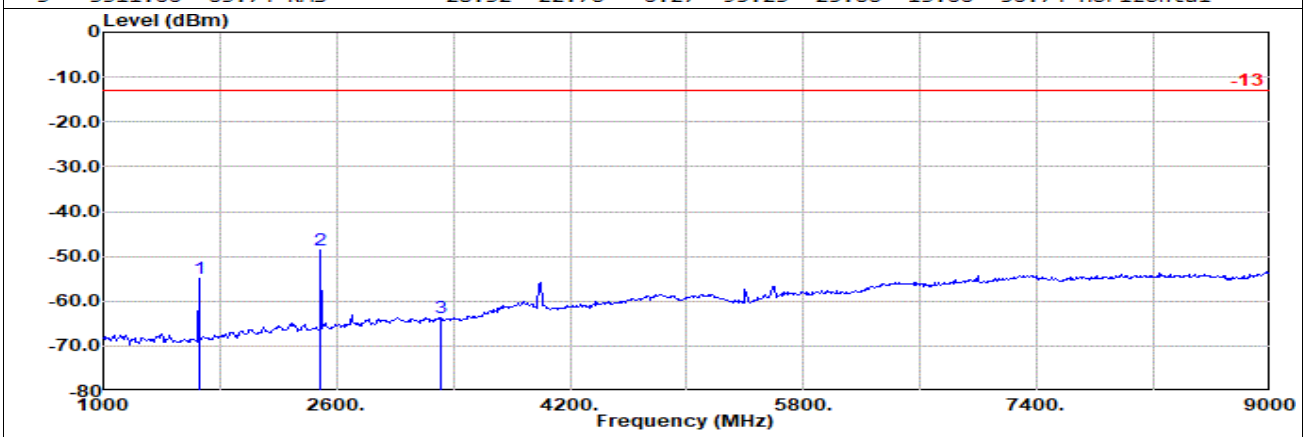

Site : 03CH22-HY
Condition: -13 3m DRH18-E_LE2C04A18EN_240711 Vertical
: NR SA n26 20M Ch167300 1RB1 BPSK

	Freq	Level	Detector	Ant Factor	Amp\Cbl	Filter	EIRPCF	Reading	Limit	Margin	Pol
	MHz	dBm		dB/m	dB	dB	dB	dBuV	dBm	dB	
1	1656.00	-55.08	RMS	24.54	-24.86	0.51	-95.23	39.96	-13.00	-42.08	Vertical
2	2483.00	-48.47	RMS	26.70	-23.72	0.32	-95.23	43.46	-13.00	-35.47	Vertical
3	3311.00	-63.67	RMS	28.32	-22.76	0.27	-95.23	25.73	-13.00	-50.67	Vertical

Ant. 0

Part 24E Mode 5

NR SA n2 20M Ch372000 1RB1 BPSK

L

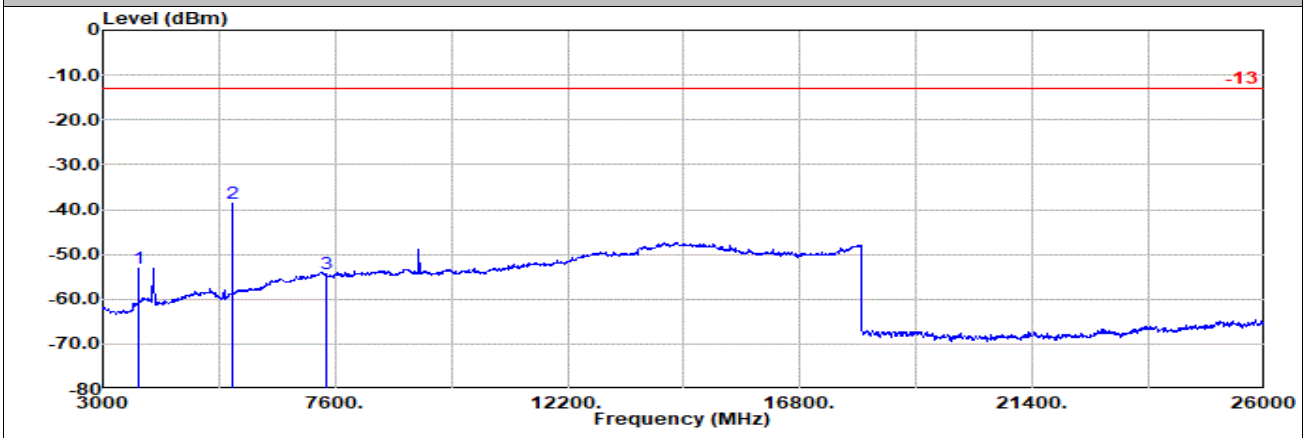

Site : 03CH22-HY
Condition: -13 3m DRH18-E_LE2C04A18EN_240711 Horizontal
: SA n2 20M Ch372000 1RB1 BPSK

	Freq	Level	Detector	Ant Factor	Amp\Cb l	Filter	EIRPCF	Readin g	Limit	Margin	Pol
	MHz	dBm		dB/m	dB	dB	dB	dBuV	dBm	dB	
1	3703.00	-53.03	RMS	29.62	-22.49	1.08	-95.23	33.99	-13.00	-40.03	Horizontal
2	5554.00	-38.65	RMS	32.81	-20.97	0.69	-95.23	44.05	-13.00	-25.65	Horizontal
3	7405.00	-54.22	RMS	37.12	-20.43	0.64	-95.23	23.68	-13.00	-41.22	Horizontal

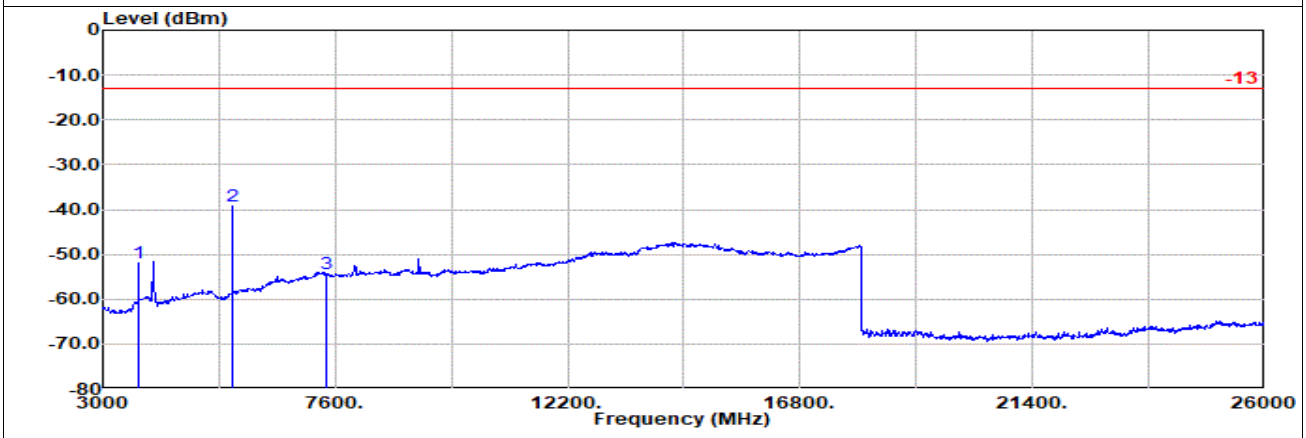

Site : 03CH22-HY
Condition: -13 3m DRH18-E_LE2C04A18EN_240711 Vertical
: SA n2 20M Ch372000 1RB1 BPSK

	Freq	Level	Detector	Ant Factor	Amp\Cb l	Filter	EIRPCF	Readin g	Limit	Margin	Pol
	MHz	dBm		dB/m	dB	dB	dB	dBuV	dBm	dB	
1	3703.00	-51.87	RMS	29.62	-22.49	1.08	-95.23	35.15	-13.00	-38.87	Vertical
2	5554.00	-39.28	RMS	32.81	-20.97	0.69	-95.23	43.42	-13.00	-26.28	Vertical
3	7405.00	-54.31	RMS	37.12	-20.43	0.64	-95.23	23.59	-13.00	-41.31	Vertical

Ant. 0

Part 24E Mode 5

NR SA n2 20M Ch376000 1RB1 BPSK

M

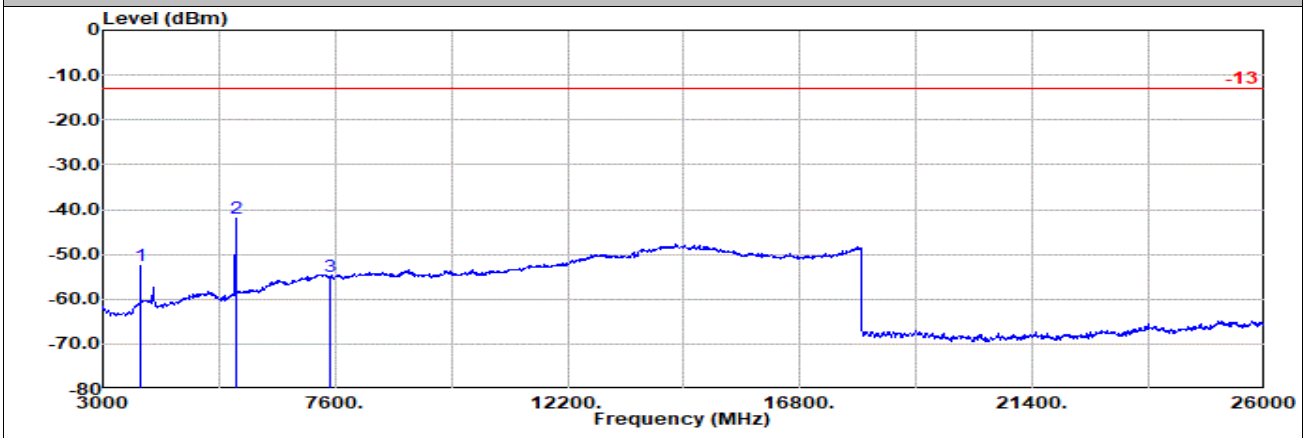

Site : 03CH22-HY
Condition: -13 3m DRH18-E_LE2C04A18EN_240711 Horizontal
: SA n2 20M Ch376000 1RB1 BPSK

	Freq	Level	Detector	Ant Factor	Amp\Cb l	Filter	EIRPCF	Readin g	Limit	Margin	Pol
	MHz	dBm		dB/m	dB	dB	dB	dBuV	dBm	dB	
1	3750.00	-52.41	RMS	29.90	-22.45	1.03	-95.23	34.34	-13.00	-39.41	Horizontal
2	5625.00	-41.90	RMS	33.05	-20.93	0.67	-95.23	40.55	-13.00	-28.90	Horizontal
3	7484.00	-54.99	RMS	37.16	-20.38	0.62	-95.23	22.84	-13.00	-41.99	Horizontal

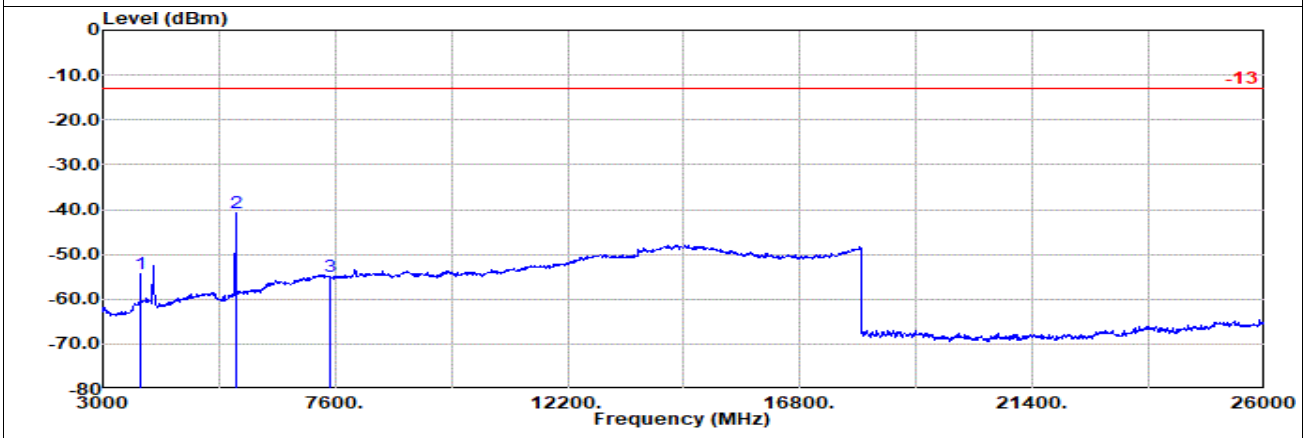

Site : 03CH22-HY
Condition: -13 3m DRH18-E_LE2C04A18EN_240711 Vertical
: SA n2 20M Ch376000 1RB1 BPSK

	Freq	Level	Detector	Ant Factor	Amp\Cb l	Filter	EIRPCF	Readin g	Limit	Margin	Pol
	MHz	dBm		dB/m	dB	dB	dB	dBuV	dBm	dB	
1	3750.00	-54.31	RMS	29.90	-22.45	1.03	-95.23	32.44	-13.00	-41.31	Vertical
2	5625.00	-40.78	RMS	33.05	-20.93	0.67	-95.23	41.67	-13.00	-27.78	Vertical
3	7485.00	-54.87	RMS	37.16	-20.38	0.62	-95.23	22.96	-13.00	-41.87	Vertical

Ant. 0

Part 24E Mode 5

NR SA n2 20M Ch380000 1RB1 BPSK

H

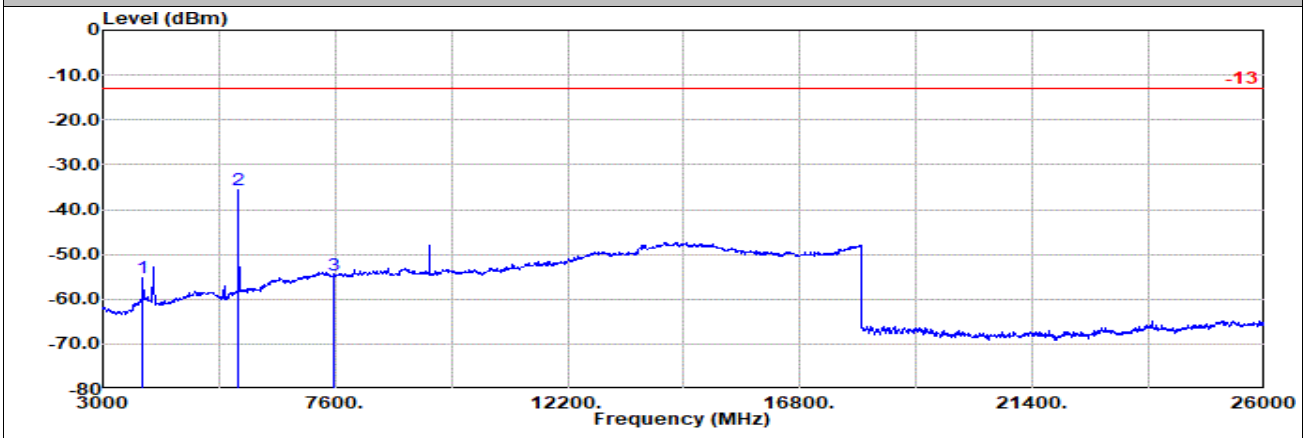

Site : 03CH22-HY
Condition: -13 3m DRH18-E_LE2C04A18EN_240711 Horizontal
: SA n2 20M Ch380000 1RB1 BPSK

	Freq	Level	Detector	Ant Factor	Amp\Cb l	Filter	EIRPCF	Readin g	Limit	Margin	Pol
	MHz	dBm		dB/m	dB	dB	dB	dBuV	dBm	dB	
1	3783.00	-55.30	RMS	30.03	-22.42	1.00	-95.23	31.32	-13.00	-42.30	Horizontal
2	5674.00	-35.67	RMS	33.44	-20.89	0.66	-95.23	46.35	-13.00	-22.67	Horizontal
3	7565.00	-54.71	RMS	36.90	-20.37	0.60	-95.23	23.39	-13.00	-41.71	Horizontal

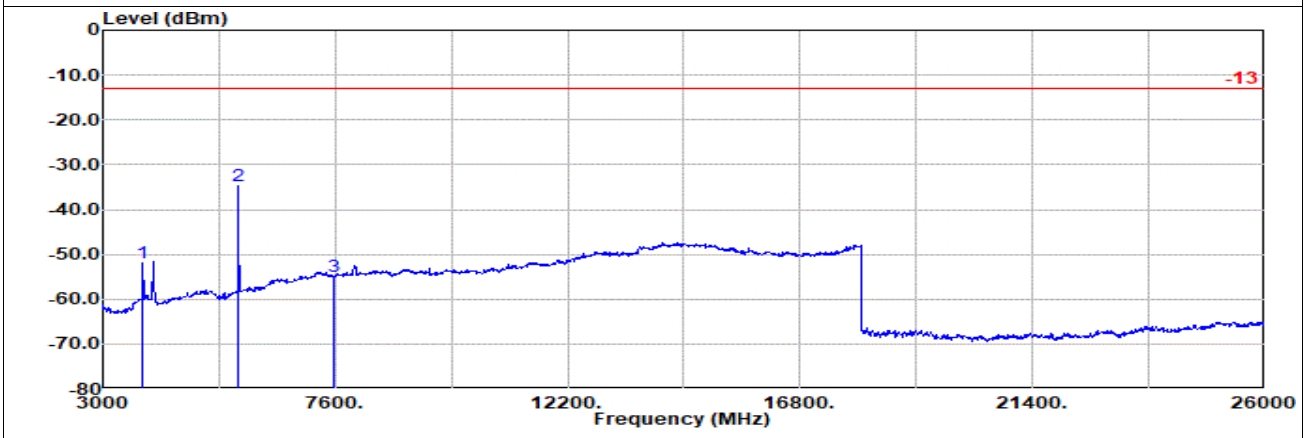

Site : 03CH22-HY
Condition: -13 3m DRH18-E_LE2C04A18EN_240711 Vertical
: SA n2 20M Ch380000 1RB1 BPSK

	Freq	Level	Detector	Ant Factor	Amp\Cb l	Filter	EIRPCF	Readin g	Limit	Margin	Pol
	MHz	dBm		dB/m	dB	dB	dB	dBuV	dBm	dB	
1	3783.00	-51.86	RMS	30.03	-22.42	1.00	-95.23	34.76	-13.00	-38.86	Vertical
2	5674.00	-34.86	RMS	33.44	-20.89	0.66	-95.23	47.16	-13.00	-21.86	Vertical
3	7565.00	-54.89	RMS	36.90	-20.37	0.60	-95.23	23.21	-13.00	-41.89	Vertical

Ant. 0

Part 24E Mode 6

NR SA n25 40M Ch374000 1RB1 BPSK

L

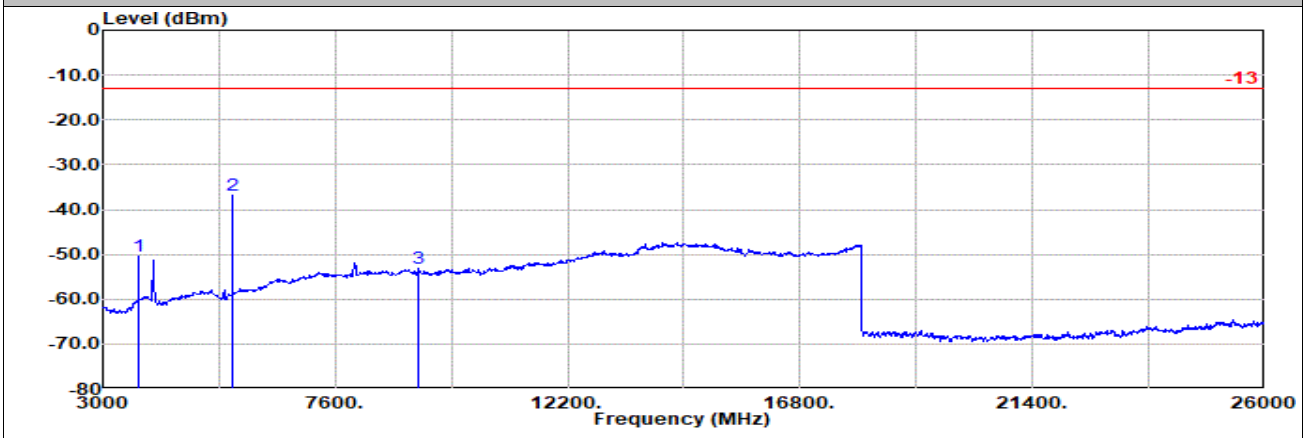

Site : 03CH22-HY
Condition: -13 3m DRH18-E_LE2C04A18EN_240711 Horizontal
: SA n25 40M Ch374000 1RB1 BPSK

	Freq	Level	Detector	Ant Factor	Amp\Cbl	Filter	EIRPCF	Reading	Limit	Margin	Pol
	MHz	dBm		dB/m	dB	dB	dB	dBuV	dBm	dB	
1	3701.00	-50.55	RMS	29.61	-22.50	1.08	-95.23	36.49	-13.00	-37.55	Horizontal
2	5551.00	-36.71	RMS	32.80	-20.97	0.69	-95.23	46.00	-13.00	-23.71	Horizontal
3	9252.00	-53.02	RMS	37.20	-20.59	0.58	-95.23	25.02	-13.00	-40.02	Horizontal

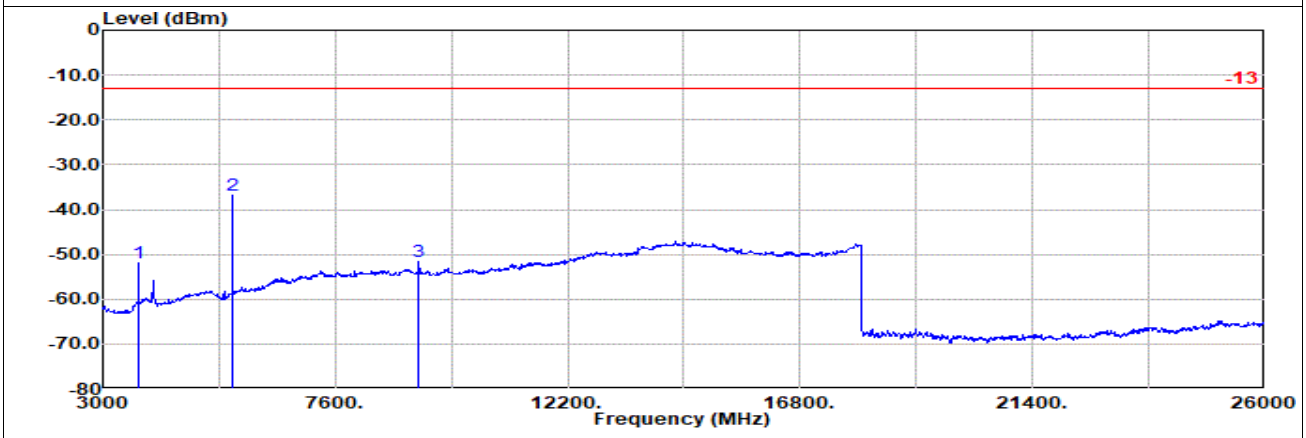

Site : 03CH22-HY
Condition: -13 3m DRH18-E_LE2C04A18EN_240711 Vertical
: SA n25 40M Ch374000 1RB1 BPSK

	Freq	Level	Detector	Ant Factor	Amp\Cbl	Filter	EIRPCF	Reading	Limit	Margin	Pol
	MHz	dBm		dB/m	dB	dB	dB	dBuV	dBm	dB	
1	3701.00	-51.83	RMS	29.61	-22.50	1.08	-95.23	35.21	-13.00	-38.83	Vertical
2	5551.00	-36.98	RMS	32.80	-20.97	0.69	-95.23	45.73	-13.00	-23.98	Vertical
3	9252.00	-51.67	RMS	37.20	-20.59	0.58	-95.23	26.37	-13.00	-38.67	Vertical

Ant. 0

Part 24E Mode 6

NR SA n25 40M Ch376500 1RB1 BPSK

M

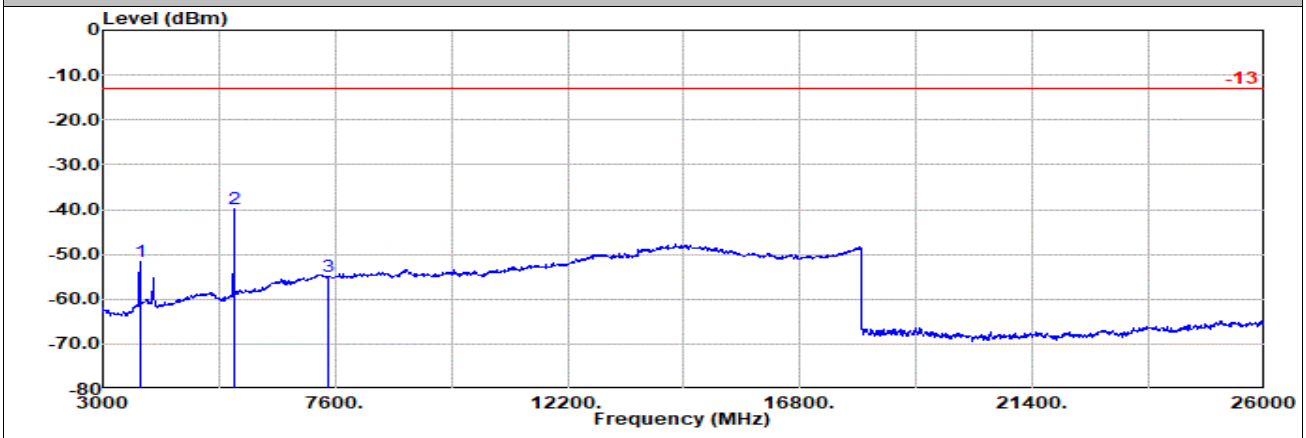

Site : 03CH22-HY
Condition: -13 3m DRH18-E_LE2C04A18EN_240711 Horizontal
: SA n25 40M Ch376500 1RB1 BPSK

	Freq	Level	Detector	Ant Factor	Amp\Cb l	Filter	EIRPCF	Readin g	Limit	Margin	Pol
	MHz	dBm		dB/m	dB	dB	dB	dBuV	dBm	dB	
1	3735.00	-51.77	RMS	29.81	-22.46	1.04	-95.23	35.07	-13.00	-38.77	Horizontal
2	5595.00	-39.86	RMS	32.89	-20.95	0.67	-95.23	42.76	-13.00	-26.86	Horizontal
3	7455.00	-54.89	RMS	37.28	-20.40	0.63	-95.23	22.83	-13.00	-41.89	Horizontal

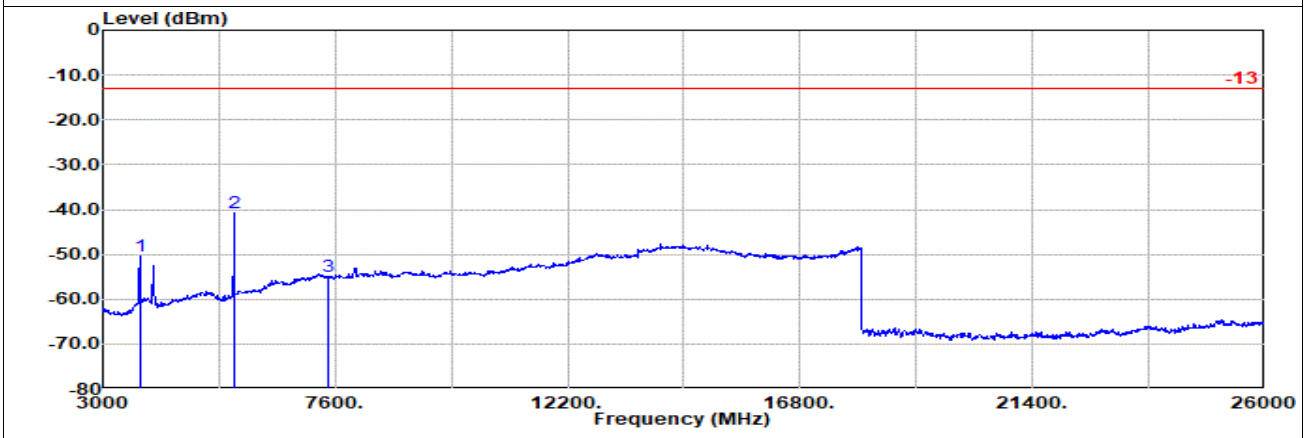

Site : 03CH22-HY
Condition: -13 3m DRH18-E_LE2C04A18EN_240711 Vertical
: SA n25 40M Ch376500 1RB1 BPSK

	Freq	Level	Detector	Ant Factor	Amp\Cb l	Filter	EIRPCF	Readin g	Limit	Margin	Pol
	MHz	dBm		dB/m	dB	dB	dB	dBuV	dBm	dB	
1	3735.00	-50.39	RMS	29.81	-22.46	1.04	-95.23	36.45	-13.00	-37.39	Vertical
2	5595.00	-40.79	RMS	32.89	-20.95	0.67	-95.23	41.83	-13.00	-27.79	Vertical
3	7458.00	-54.99	RMS	37.27	-20.40	0.63	-95.23	22.74	-13.00	-41.99	Vertical

Ant. 0

Part 24E Mode 6

NR SA n25 40M Ch379000 1RB1 BPSK

H

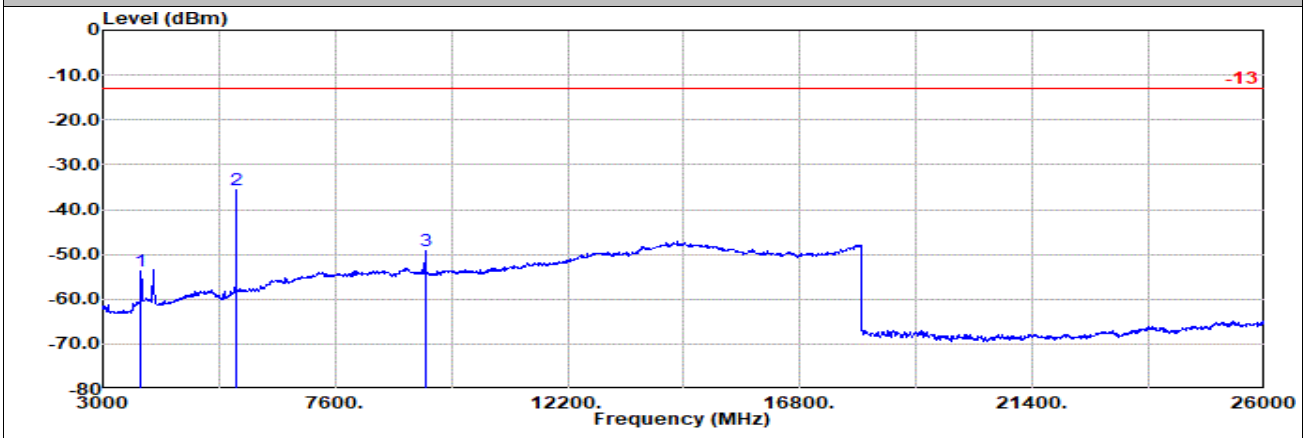

Site : 03CH22-HY
Condition: -13 3m DRH18-E_LE2C04A18EN_240711 Horizontal
: SA n25 40M Ch379000 1RB1 BPSK

	Freq	Level	Detector	Ant Factor	Amp\Cb l	Filter	EIRPCF	Readin g	Limit	Margin	Pol
	MHz	dBm		dB/m	dB	dB	dB	dBuV	dBm	dB	
1	3751.00	-53.76	RMS	29.90	-22.45	1.03	-95.23	32.99	-13.00	-40.76	Horizontal
2	5626.00	-35.77	RMS	33.06	-20.93	0.66	-95.23	46.67	-13.00	-22.77	Horizontal
3	9377.00	-49.25	RMS	37.16	-20.71	0.59	-95.23	28.94	-13.00	-36.25	Horizontal

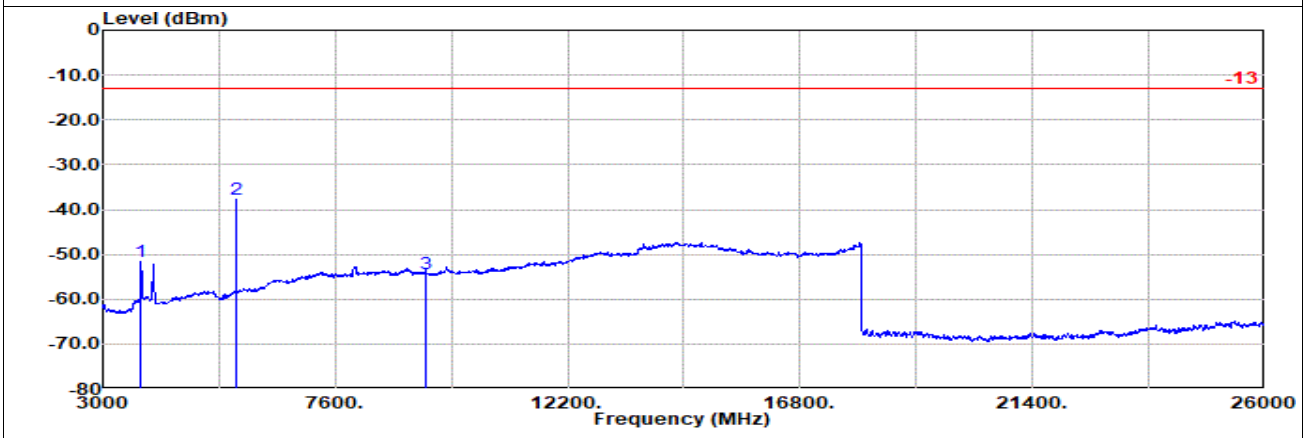

Site : 03CH22-HY
Condition: -13 3m DRH18-E_LE2C04A18EN_240711 Vertical
: SA n25 40M Ch379000 1RB1 BPSK

	Freq	Level	Detector	Ant Factor	Amp\Cb l	Filter	EIRPCF	Readin g	Limit	Margin	Pol
	MHz	dBm		dB/m	dB	dB	dB	dBuV	dBm	dB	
1	3751.00	-51.67	RMS	29.90	-22.45	1.03	-95.23	35.08	-13.00	-38.67	Vertical
2	5626.00	-37.70	RMS	33.06	-20.93	0.66	-95.23	44.74	-13.00	-24.70	Vertical
3	9377.00	-54.38	RMS	37.16	-20.71	0.59	-95.23	23.81	-13.00	-41.38	Vertical

Ant. 0

Part 27D Mode 2

NR SA n30 5M Ch461500 1RB1 BPSK

L

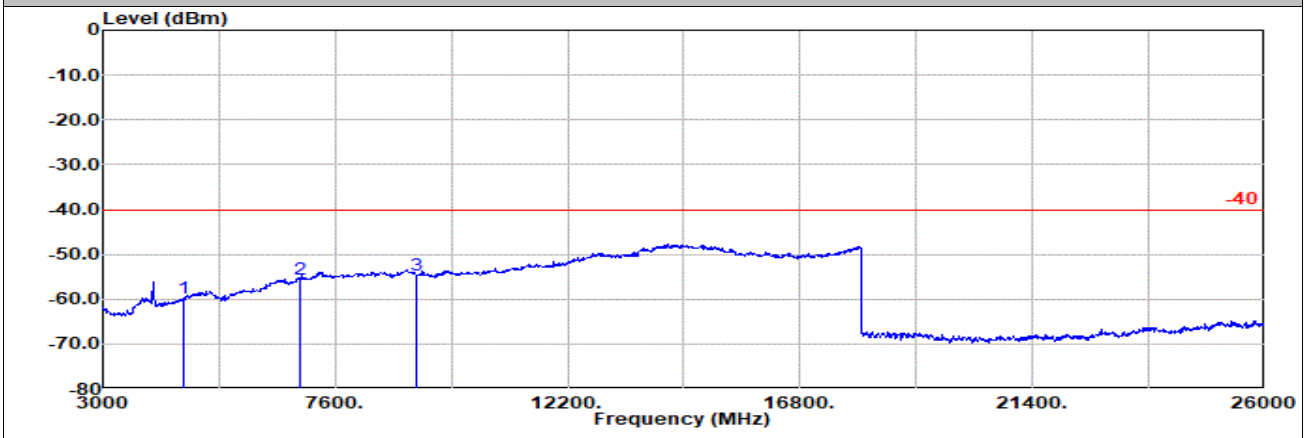

Site : 03CH22-HY
Condition: -40 3m DRH18-E_LE2C04A18EN_240711 Horizontal
: SA n30 5M Ch461500 1RB1 BPSK

	Freq	Level	Detector	Ant Factor	Amp\Cbl	Filter	EIRPCF	Reading	Limit	Margin	Pol
	MHz	dBm		dB/m	dB	dB	dB	dBuV	dBm	dB	
1	4605.00	-59.85	RMS	31.73	-21.50	0.79	-95.23	24.36	-40.00	-19.85	Horizontal
2	6915.00	-55.63	RMS	36.67	-20.61	0.56	-95.23	22.98	-40.00	-15.63	Horizontal
3	9222.00	-54.55	RMS	37.26	-20.57	0.57	-95.23	23.42	-40.00	-14.55	Horizontal

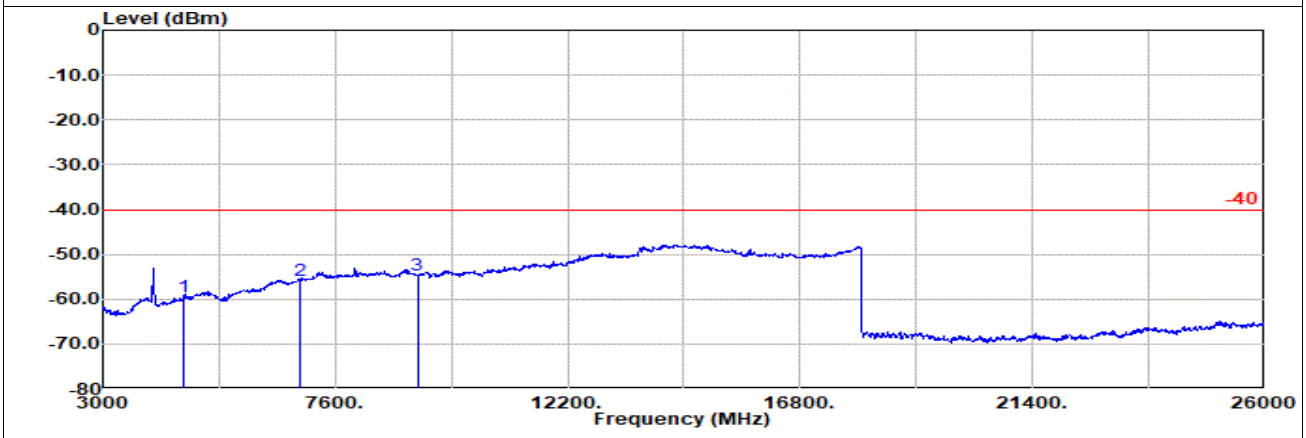

Site : 03CH22-HY
Condition: -40 3m DRH18-E_LE2C04A18EN_240711 Vertical
: SA n30 5M Ch461500 1RB1 BPSK

	Freq	Level	Detector	Ant Factor	Amp\Cbl	Filter	EIRPCF	Reading	Limit	Margin	Pol
	MHz	dBm		dB/m	dB	dB	dB	dBuV	dBm	dB	
1	4605.00	-59.62	RMS	31.73	-21.50	0.79	-95.23	24.59	-40.00	-19.62	Vertical
2	6916.00	-55.90	RMS	36.67	-20.61	0.56	-95.23	22.71	-40.00	-15.90	Vertical
3	9225.00	-54.75	RMS	37.25	-20.57	0.57	-95.23	23.23	-40.00	-14.75	Vertical

Ant. 0

Part 27D Mode 2

NR SA n30 5M Ch462000 1RB1 BPSK

M

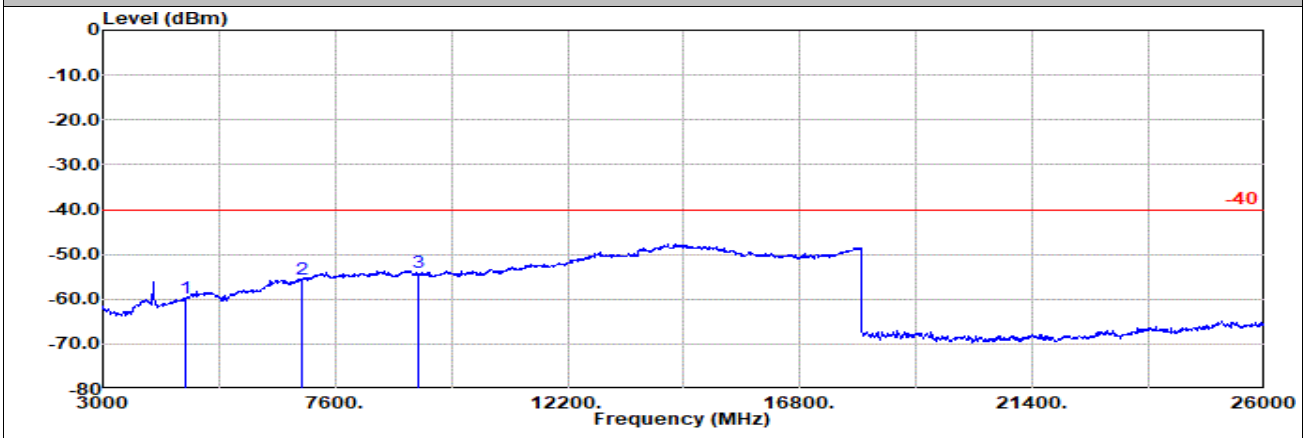

Site : 03CH22-HY
Condition: -40 3m DRH18-E_LE2C04A18EN_240711 Horizontal
: SA n30 5M Ch462000 1RB1 BPSK

	Freq	Level	Detector	Ant Factor	Amp\Cbl	Filter	EIRPCF	Reading	Limit	Margin	Pol
	MHz	dBm		dB/m	dB	dB	dB	dBuV	dBm	dB	
1	4620.00	-59.76	RMS	31.82	-21.48	0.78	-95.23	24.35	-40.00	-19.76	Horizontal
2	6924.00	-55.67	RMS	36.65	-20.61	0.56	-95.23	22.96	-40.00	-15.67	Horizontal
3	9232.00	-54.19	RMS	37.24	-20.58	0.57	-95.23	23.81	-40.00	-14.19	Horizontal

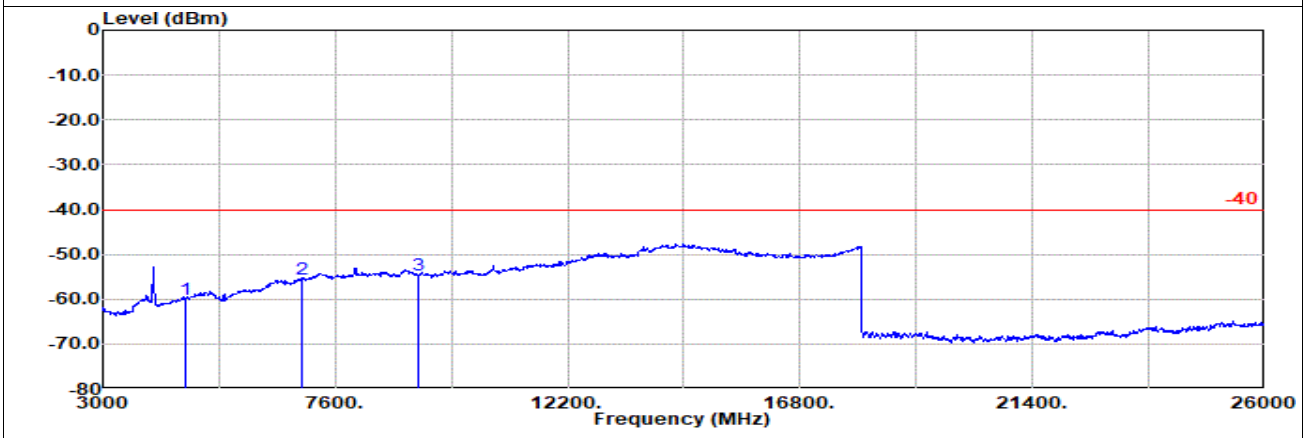

Site : 03CH22-HY
Condition: -40 3m DRH18-E_LE2C04A18EN_240711 Vertical
: SA n30 5M Ch462000 1RB1 BPSK

	Freq	Level	Detector	Ant Factor	Amp\Cbl	Filter	EIRPCF	Reading	Limit	Margin	Pol
	MHz	dBm		dB/m	dB	dB	dB	dBuV	dBm	dB	
1	4620.00	-59.96	RMS	31.82	-21.48	0.78	-95.23	24.15	-40.00	-19.96	Vertical
2	6924.00	-55.43	RMS	36.65	-20.61	0.56	-95.23	23.20	-40.00	-15.43	Vertical
3	9232.00	-54.55	RMS	37.24	-20.58	0.57	-95.23	23.45	-40.00	-14.55	Vertical

0

Ant. 0

Part 27D Mode 2

NR SA n30 5M Ch462500 1RB1 BPSK

H

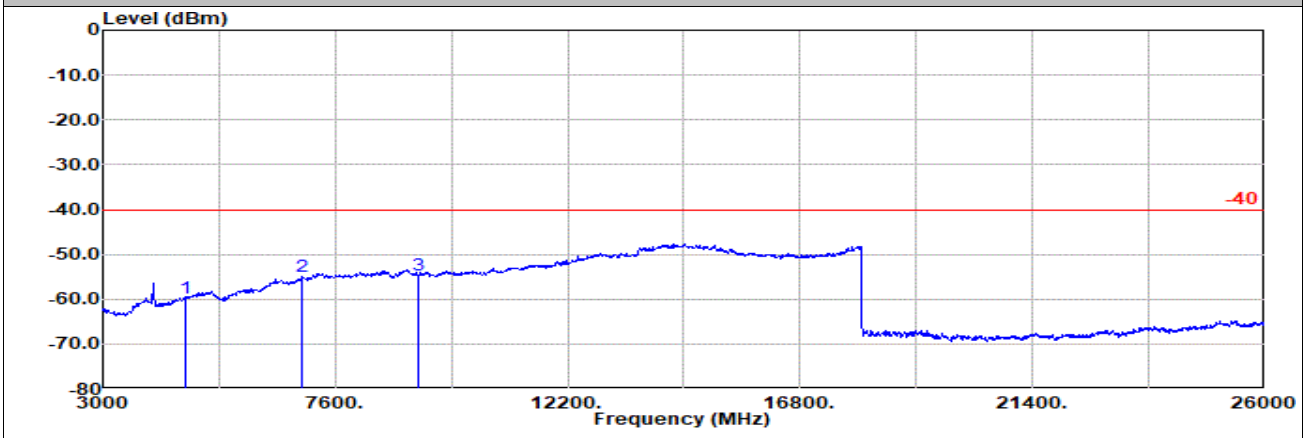

Site : 03CH22-HY
Condition: -40 3m DRH18-E_LE2C04A18EN_240711 Horizontal
: SA n30 5M Ch462500 1RB1 BPSK

	Freq	Level	Detector	Ant Factor	Amp\Cbl	Filter	EIRPCF	Reading	Limit	Margin	Pol
	MHz	dBm		dB/m	dB	dB	dB	dBuV	dBm	dB	
1	4620.00	-59.78	RMS	31.82	-21.48	0.78	-95.23	24.33	-40.00	-19.78	Horizontal
2	6930.00	-54.88	RMS	36.64	-20.61	0.57	-95.23	23.75	-40.00	-14.88	Horizontal
3	9242.00	-54.56	RMS	37.22	-20.59	0.57	-95.23	23.47	-40.00	-14.56	Horizontal

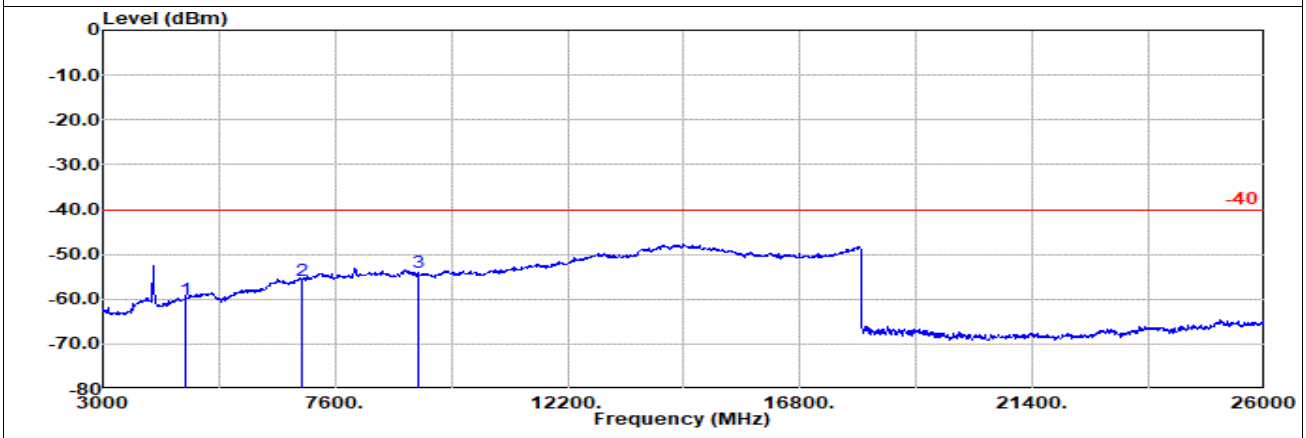

Site : 03CH22-HY
Condition: -40 3m DRH18-E_LE2C04A18EN_240711 Vertical
: SA n30 5M Ch462500 1RB1 BPSK

	Freq	Level	Detector	Ant Factor	Amp\Cbl	Filter	EIRPCF	Reading	Limit	Margin	Pol
	MHz	dBm		dB/m	dB	dB	dB	dBuV	dBm	dB	
1	4620.00	-60.03	RMS	31.82	-21.48	0.78	-95.23	24.08	-40.00	-20.03	Vertical
2	6931.00	-55.71	RMS	36.64	-20.61	0.57	-95.23	22.92	-40.00	-15.71	Vertical
3	9240.00	-54.12	RMS	37.22	-20.58	0.57	-95.23	23.90	-40.00	-14.12	Vertical

Ant. 0

Part 27N Mode 2

NR SA n71 20M Ch136100 1RB1 BPSK

M

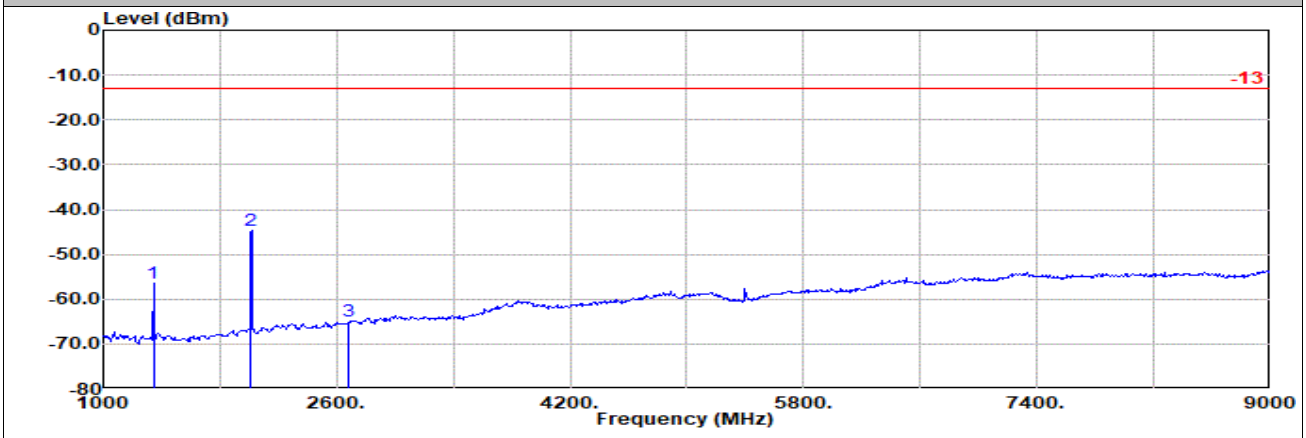

Site : 03CH22-HY
Condition: -13 3m DRH18-E_LE2C04A18EN_240711 Horizontal
: NR SA n71 20M Ch136100 1RB1 BPSK

	Freq	Level	Detector	Ant Factor	Amp\Cbl	Filter	EIRPCF	Reading	Limit	Margin	Pol
	MHz	dBm		dB/m	dB	dB	dB	dBuV	dBm	dB	
1	1343.00	-56.36	RMS	24.36	-25.45	0.64	-95.23	39.32	-13.00	-43.36	Horizontal
2	2014.00	-44.83	RMS	26.30	-24.30	0.49	-95.23	47.91	-13.00	-31.83	Horizontal
3	2686.00	-64.93	RMS	27.60	-23.39	0.31	-95.23	25.78	-13.00	-51.93	Horizontal

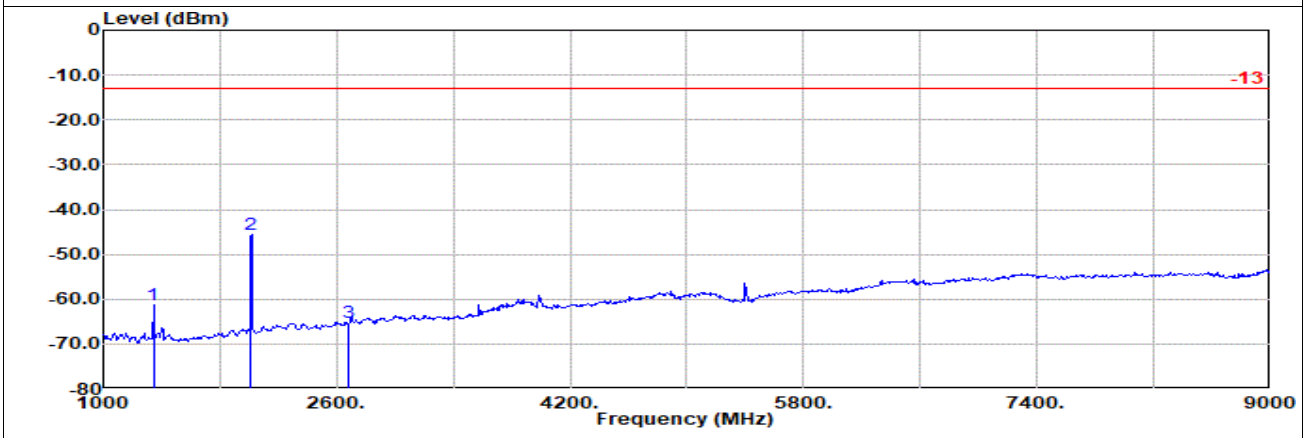

Site : 03CH22-HY
Condition: -13 3m DRH18-E_LE2C04A18EN_240711 Vertical
: NR SA n71 20M Ch136100 1RB1 BPSK

	Freq	Level	Detector	Ant Factor	Amp\Cbl	Filter	EIRPCF	Reading	Limit	Margin	Pol
	MHz	dBm		dB/m	dB	dB	dB	dBuV	dBm	dB	
1	1343.00	-61.18	RMS	24.36	-25.45	0.64	-95.23	34.50	-13.00	-48.18	Vertical
2	2014.00	-45.67	RMS	26.30	-24.30	0.49	-95.23	47.07	-13.00	-32.67	Vertical
3	2686.00	-65.07	RMS	27.60	-23.39	0.31	-95.23	25.64	-13.00	-52.07	Vertical

Ant. 0

Part 27F Mode 2
NR SA n13 5M Ch156900 1RB1 BPSK
H

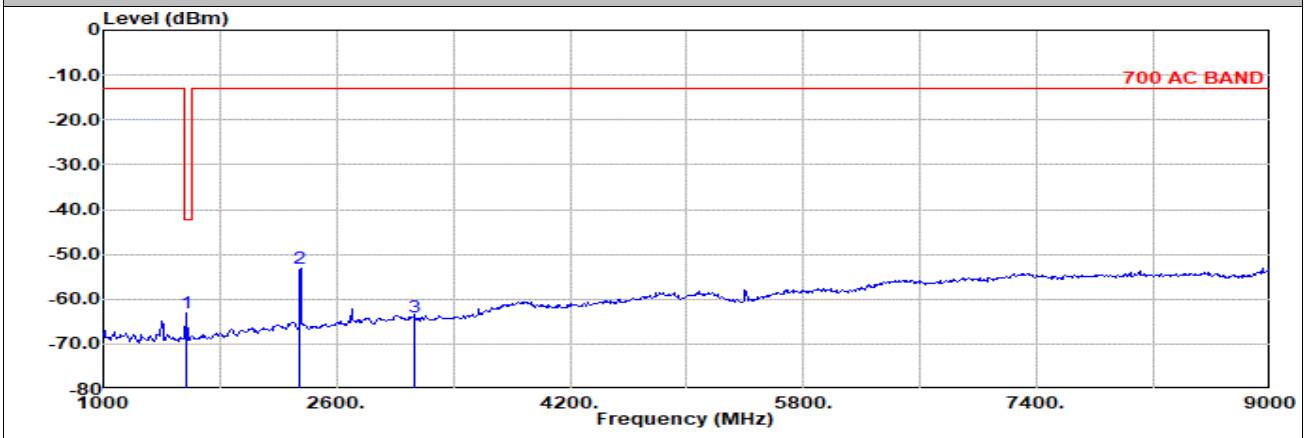

Site : 03CH22-HY
Condition: 700 AC BAND 3m DRH18-E_LE2C04A18EN_240711 Horizontal
: SA n13 5M Ch156900 1RB1 BPSK

	Freq	Level	Detector	Ant Factor	Amp\Cb l	Filter	EIRPCF	Readin g	Limit	Margin	Pol
	MHz	dBm		dB/m	dB	dB	dB	dBuV	dBm	dB	
1	1565.00	-63.03	RMS	24.35	-25.00	0.45	-95.23	32.40	-42.15	-20.88	Horizontal
2	2347.00	-53.24	RMS	26.90	-23.89	0.40	-95.23	38.58	-13.00	-40.24	Horizontal
3	3130.00	-64.08	RMS	28.06	-22.83	0.34	-95.23	25.58	-13.00	-51.08	Horizontal

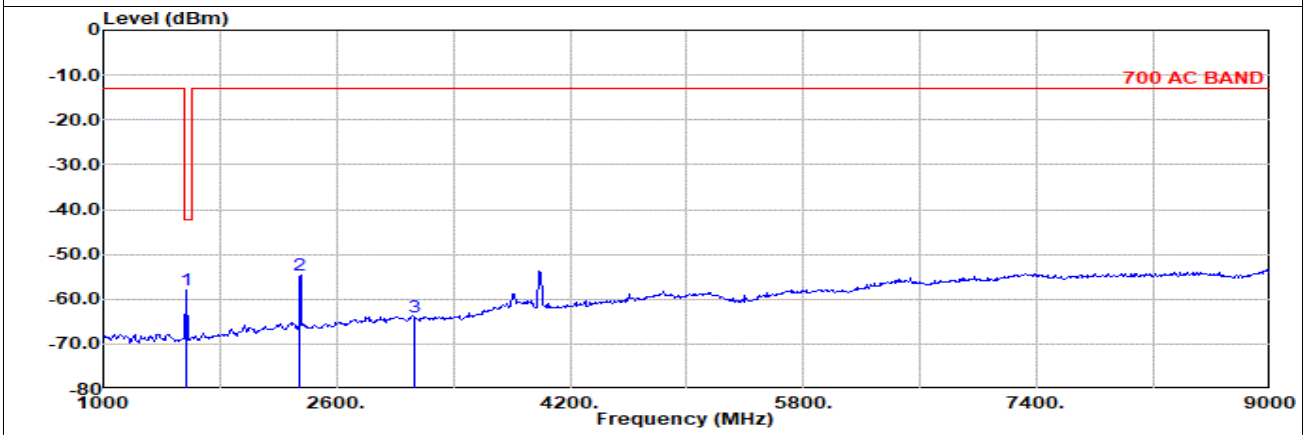

Site : 03CH22-HY
Condition: 700 AC BAND 3m DRH18-E_LE2C04A18EN_240711 Vertical
: SA n13 5M Ch156900 1RB1 BPSK

	Freq	Level	Detector	Ant Factor	Amp\Cb l	Filter	EIRPCF	Readin g	Limit	Margin	Pol
	MHz	dBm		dB/m	dB	dB	dB	dBuV	dBm	dB	
1	1565.00	-57.95	RMS	24.35	-25.00	0.45	-95.23	37.48	-42.15	-15.80	Vertical
2	2347.00	-54.63	RMS	26.90	-23.89	0.40	-95.23	37.19	-13.00	-41.63	Vertical
3	3130.00	-64.07	RMS	28.06	-22.83	0.34	-95.23	25.59	-13.00	-51.07	Vertical

Ant. 2

Part 27Q Mode 3

NR SA n77 90M Ch633000 1RB1 BPSK

L

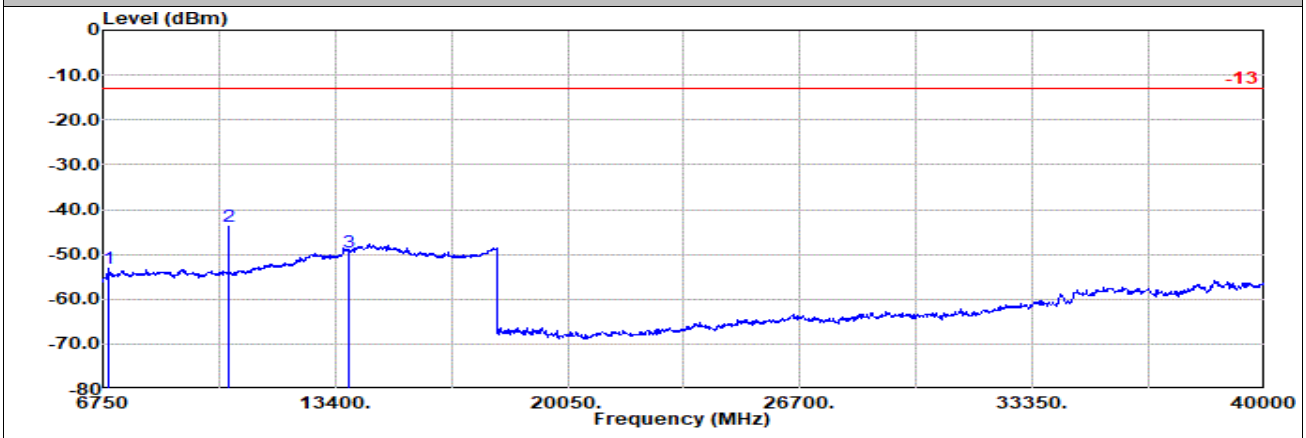

Site : 03CH22-HY
Condition: -13 3m DRH18-E_LE2C04A18EN_240711 Horizontal
: SA n77 90M Ch633000 1RB1 BPSK

	Freq	Level	Detector	Ant Factor	Amp\Cbl	Filter	EIRPCF	Reading	Limit	Margin	Pol
	MHz	dBm		dB/m	dB	dB	dB	dBuV	dBm	dB	
1	6902.00	-53.24	RMS	36.70	-20.61	1.25	-95.23	24.65	-13.00	-40.24	Horizontal
2	10353.00	-43.83	RMS	37.39	-20.63	0.50	-95.23	34.14	-13.00	-30.83	Horizontal
3	13805.00	-49.54	RMS	41.21	-20.43	0.46	-95.23	24.45	-13.00	-36.54	Horizontal

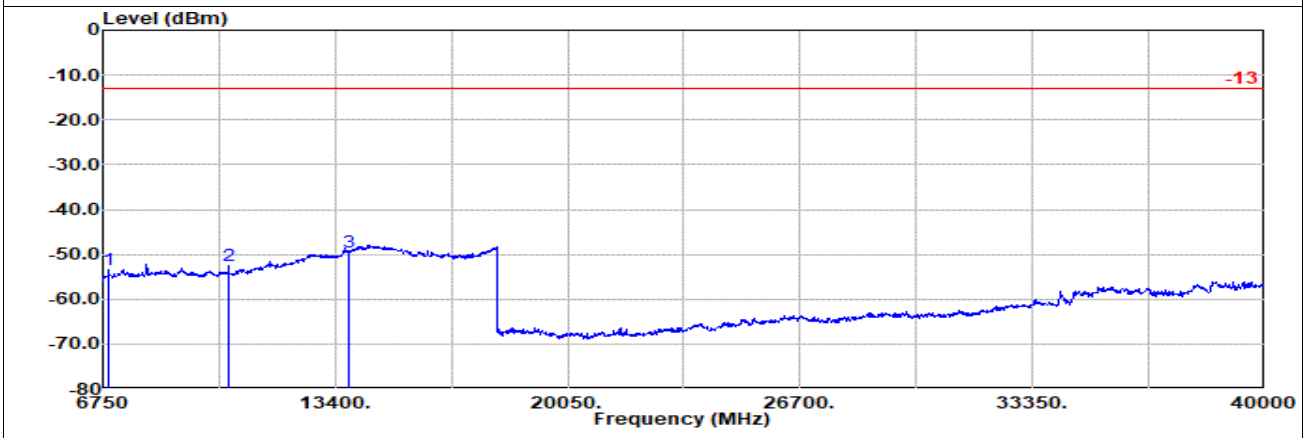

Site : 03CH22-HY
Condition: -13 3m DRH18-E_LE2C04A18EN_240711 Vertical
: SA n77 90M Ch633000 1RB1 BPSK

	Freq	Level	Detector	Ant Factor	Amp\Cbl	Filter	EIRPCF	Reading	Limit	Margin	Pol
	MHz	dBm		dB/m	dB	dB	dB	dBuV	dBm	dB	
1	6902.00	-53.35	RMS	36.70	-20.61	1.25	-95.23	24.54	-13.00	-40.35	Vertical
2	10353.00	-52.42	RMS	37.39	-20.63	0.50	-95.23	25.55	-13.00	-39.42	Vertical
3	13805.00	-49.54	RMS	41.21	-20.43	0.46	-95.23	24.45	-13.00	-36.54	Vertical

Ant. 2

Part 27Q Mode 3

NR SA n77 90M Ch633334 1RB1 BPSK

M

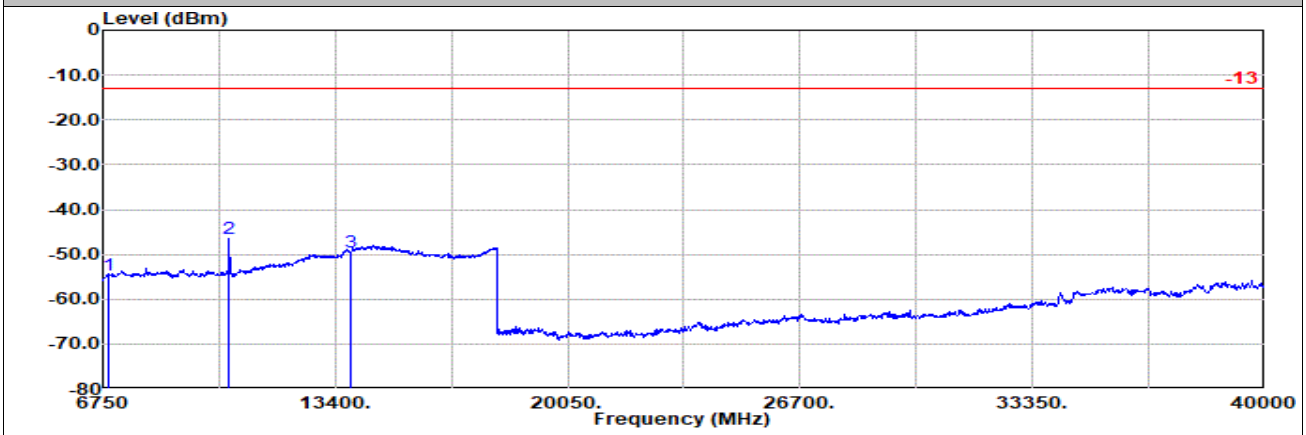

Site : 03CH22-HY
Condition: -13 3m DRH18-E_LE2C04A18EN_240711 Horizontal
: SA n77 90M Ch633334 1RB1 BPSK

	Freq	Level	Detector	Ant Factor	Amp\Cb l	Filter	EIRPCF	Readin g	Limit	Margin	Pol
	MHz	dBm		dB/m	dB	dB	dB	dBuV	dBm	dB	
1	6912.00	-54.71	RMS	36.68	-20.61	1.25	-95.23	23.20	-13.00	-41.71	Horizontal
2	10368.00	-46.51	RMS	37.36	-20.64	0.50	-95.23	31.50	-13.00	-33.51	Horizontal
3	13825.00	-49.61	RMS	41.25	-20.44	0.46	-95.23	24.35	-13.00	-36.61	Horizontal

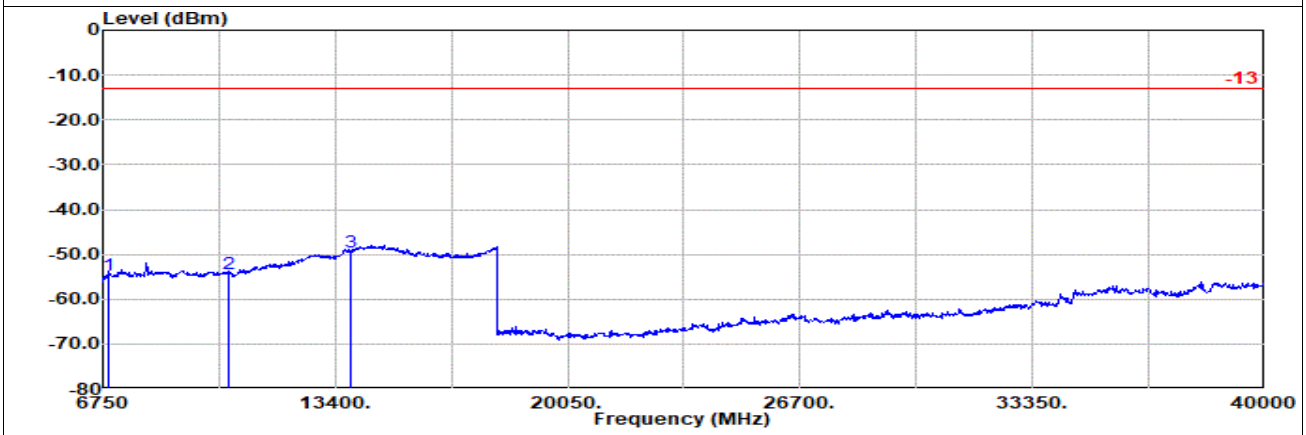

Site : 03CH22-HY
Condition: -13 3m DRH18-E_LE2C04A18EN_240711 Vertical
: SA n77 90M Ch633334 1RB1 BPSK

	Freq	Level	Detector	Ant Factor	Amp\Cb l	Filter	EIRPCF	Readin g	Limit	Margin	Pol
	MHz	dBm		dB/m	dB	dB	dB	dBuV	dBm	dB	
1	6912.00	-54.65	RMS	36.68	-20.61	1.25	-95.23	23.26	-13.00	-41.65	Vertical
2	10368.00	-54.48	RMS	37.36	-20.64	0.50	-95.23	23.53	-13.00	-41.48	Vertical
3	13825.00	-49.59	RMS	41.25	-20.44	0.46	-95.23	24.37	-13.00	-36.59	Vertical

Ant. 2

Part 27Q Mode 3
NR SA n77 90M Ch633666 1RB1 BPSK
H

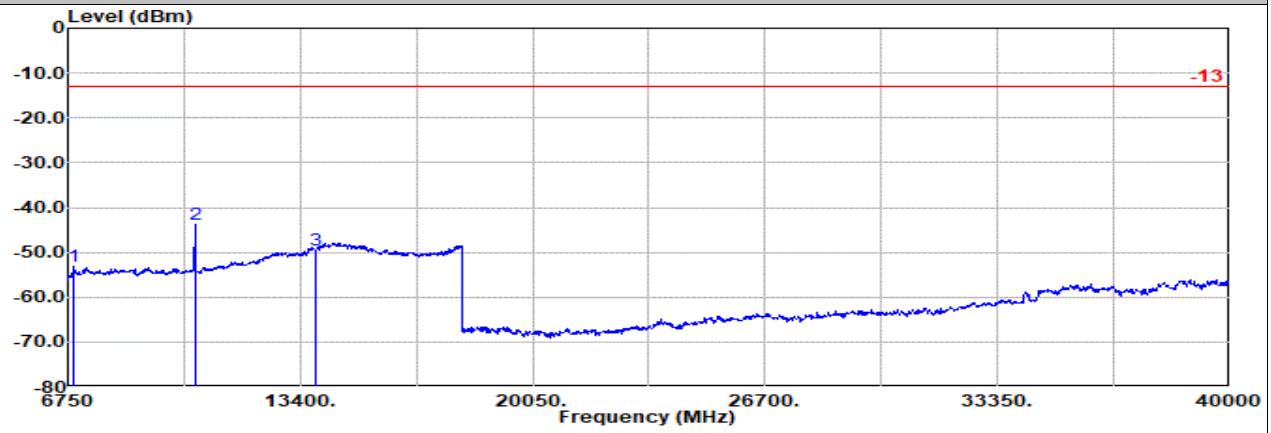

Site : 03CH22-HY
Condition: -13 3m DRH18-E_LE2C04A18EN_240711 Horizontal
: SA n77 90M Ch633666 1RB1 BPSK

	Freq	Level	Detector	Ant Factor	Amp\Cb l	Filter	EIRPCF	Readin g	Limit	Margin	Pol
	MHz	dBm		dB/m	dB	dB	dB	dBuV	dBm	dB	
1	6922.00	-53.26	RMS	36.66	-20.61	1.25	-95.23	24.67	-13.00	-40.26	Horizontal
2	10383.00	-43.81	RMS	37.33	-20.64	0.50	-95.23	34.23	-13.00	-30.81	Horizontal
3	13845.00	-49.63	RMS	41.29	-20.44	0.46	-95.23	24.29	-13.00	-36.63	Horizontal

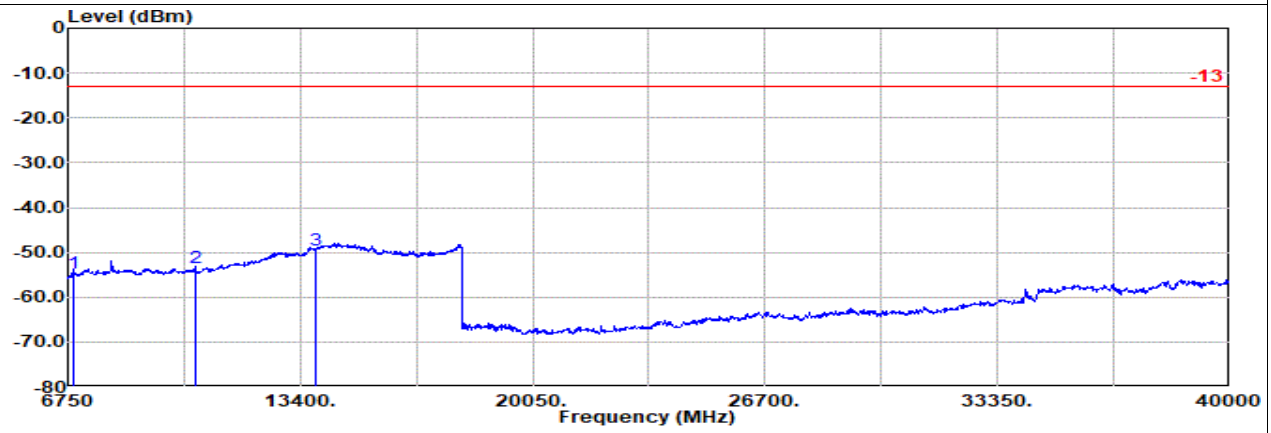

Site : 03CH22-HY
Condition: -13 3m DRH18-E_LE2C04A18EN_240711 Vertical
: SA n77 90M Ch633666 1RB1 BPSK

	Freq	Level	Detector	Ant Factor	Amp\Cb l	Filter	EIRPCF	Readin g	Limit	Margin	Pol
	MHz	dBm		dB/m	dB	dB	dB	dBuV	dBm	dB	
1	6922.00	-54.53	RMS	36.66	-20.61	1.25	-95.23	23.40	-13.00	-41.53	Vertical
2	10383.00	-53.33	RMS	37.33	-20.64	0.50	-95.23	24.71	-13.00	-40.33	Vertical
3	13845.00	-49.43	RMS	41.29	-20.44	0.46	-95.23	24.49	-13.00	-36.43	Vertical

Ant. 2+0

Part 27Q Mode 4

NR SA n77 90M Ch633000 1RB1 BPSK

L

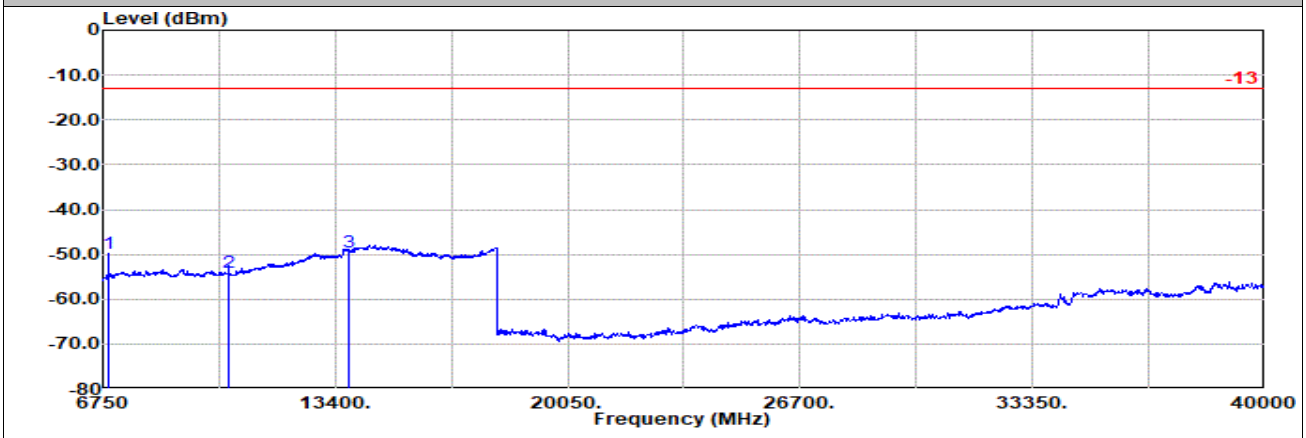

Site : 03CH22-HY
Condition: -13 3m DRH18-E_LE2C04A18EN_240711 Horizontal
: SA n77 90M Ch633000 1RB1 BPSK

	Freq	Level	Detector	Ant Factor	Amp\Cbl	Filter	EIRPCF	Reading	Limit	Margin	Pol
	MHz	dBm		dB/m	dB	dB	dB	dBuV	dBm	dB	
1	6901.00	-49.76	RMS	36.70	-20.61	1.25	-95.23	28.13	-13.00	-36.76	Horizontal
2	10352.00	-53.95	RMS	37.40	-20.63	0.50	-95.23	24.01	-13.00	-40.95	Horizontal
3	13803.00	-49.60	RMS	41.21	-20.43	0.46	-95.23	24.39	-13.00	-36.60	Horizontal

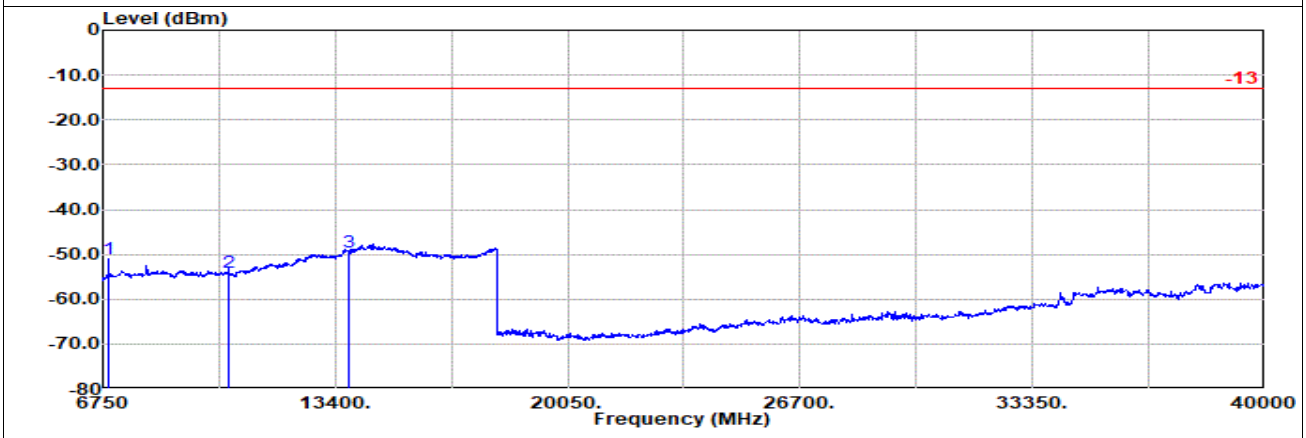

Site : 03CH22-HY
Condition: -13 3m DRH18-E_LE2C04A18EN_240711 Vertical
: SA n77 90M Ch633000 1RB1 BPSK

	Freq	Level	Detector	Ant Factor	Amp\Cbl	Filter	EIRPCF	Reading	Limit	Margin	Pol
	MHz	dBm		dB/m	dB	dB	dB	dBuV	dBm	dB	
1	6901.00	-51.03	RMS	36.70	-20.61	1.25	-95.23	26.86	-13.00	-38.03	Vertical
2	10352.00	-54.12	RMS	37.40	-20.63	0.50	-95.23	23.84	-13.00	-41.12	Vertical
3	13803.00	-49.66	RMS	41.21	-20.43	0.46	-95.23	24.33	-13.00	-36.66	Vertical

Ant. 2+0

Part 27Q Mode 4

NR SA n77 90M Ch633334 1RB1 BPSK

M

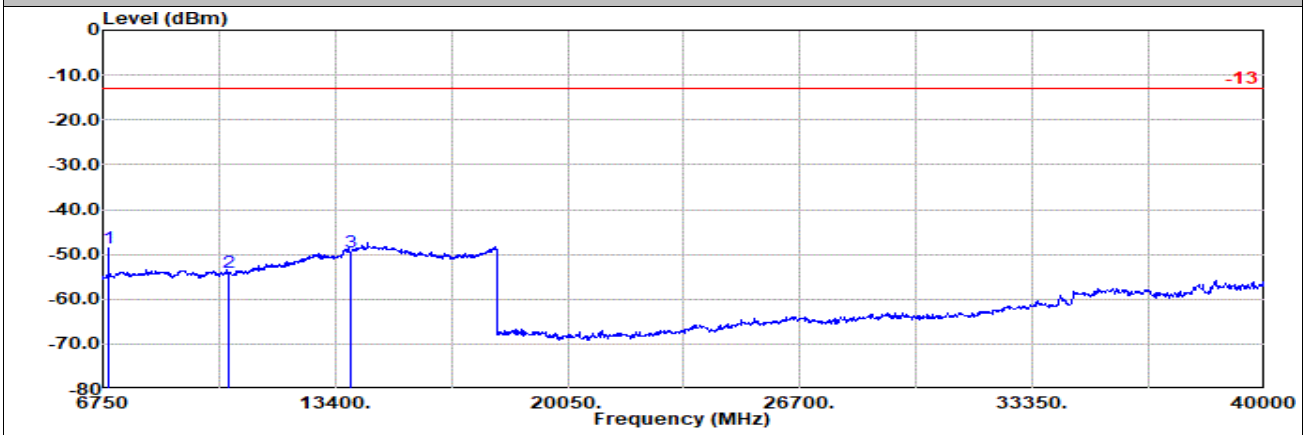

Site : 03CH22-HY
Condition: -13 3m DRH18-E_LE2C04A18EN_240711 Horizontal
: SA n77 90M Ch633334 1RB1 BPSK

	Freq	Level	Detector	Ant Factor	Amp\Cbl	Filter	EIRPCF	Reading	Limit	Margin	Pol
	MHz	dBm		dB/m	dB	dB	dB	dBuV	dBm	dB	
1	6911.00	-48.75	RMS	36.68	-20.61	1.25	-95.23	29.16	-13.00	-35.75	Horizontal
2	10367.00	-53.98	RMS	37.37	-20.64	0.50	-95.23	24.02	-13.00	-40.98	Horizontal
3	13823.00	-49.66	RMS	41.25	-20.44	0.46	-95.23	24.30	-13.00	-36.66	Horizontal

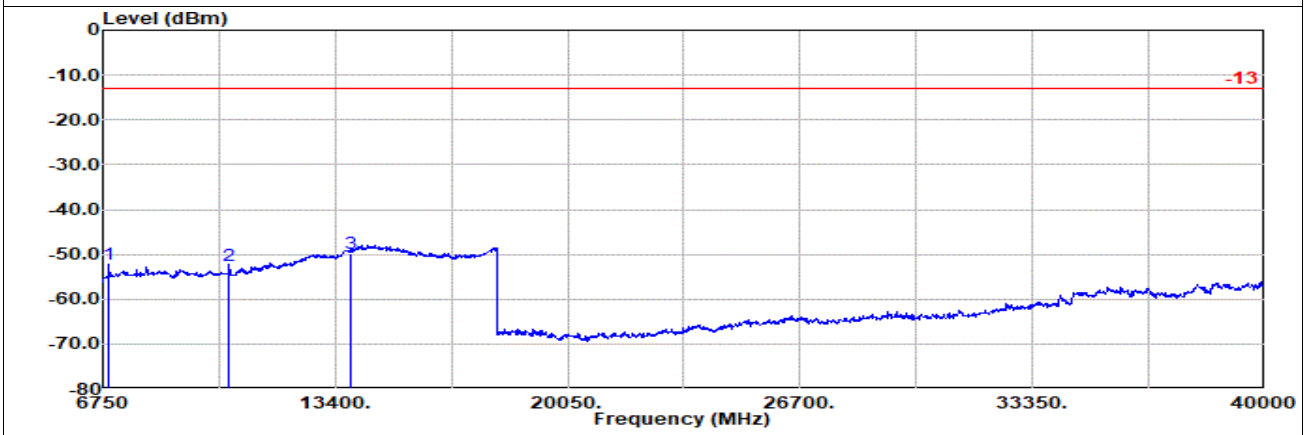

Site : 03CH22-HY
Condition: -13 3m DRH18-E_LE2C04A18EN_240711 Vertical
: SA n77 90M Ch633334 1RB1 BPSK

	Freq	Level	Detector	Ant Factor	Amp\Cbl	Filter	EIRPCF	Reading	Limit	Margin	Pol
	MHz	dBm		dB/m	dB	dB	dB	dBuV	dBm	dB	
1	6911.00	-52.34	RMS	36.68	-20.61	1.25	-95.23	25.57	-13.00	-39.34	Vertical
2	10367.00	-52.38	RMS	37.37	-20.64	0.50	-95.23	25.62	-13.00	-39.38	Vertical
3	13823.00	-49.71	RMS	41.25	-20.44	0.46	-95.23	24.25	-13.00	-36.71	Vertical

Ant. 2+0

Part 27Q Mode 4

NR SA n77 90M Ch633666 1RB1 BPSK

H

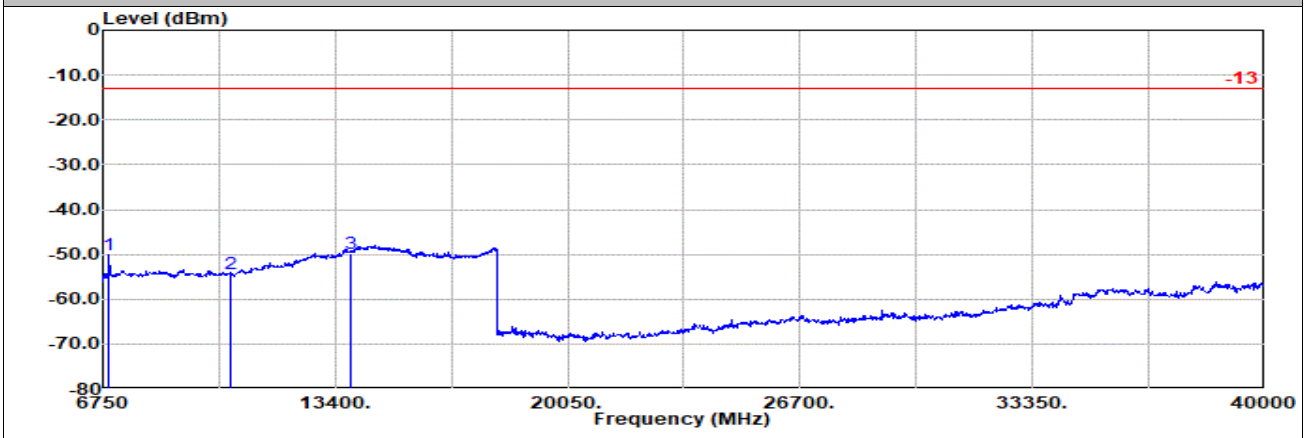

Site : 03CH22-HY
Condition: -13 3m DRH18-E_LE2C04A18EN_240711 Horizontal
: SA n77 90M Ch633666 1RB1 BPSK

	Freq	Level	Detector	Ant Factor	Amp\Cbl	Filter	EIRPCF	Reading	Limit	Margin	Pol
	MHz	dBm		dB/m	dB	dB	dB	dBuV	dBm	dB	
1	6921.00	-50.18	RMS	36.66	-20.61	1.25	-95.23	27.75	-13.00	-37.18	Horizontal
2	10382.00	-54.25	RMS	37.34	-20.64	0.50	-95.23	23.78	-13.00	-41.25	Horizontal
3	13843.00	-49.82	RMS	41.29	-20.44	0.46	-95.23	24.10	-13.00	-36.82	Horizontal

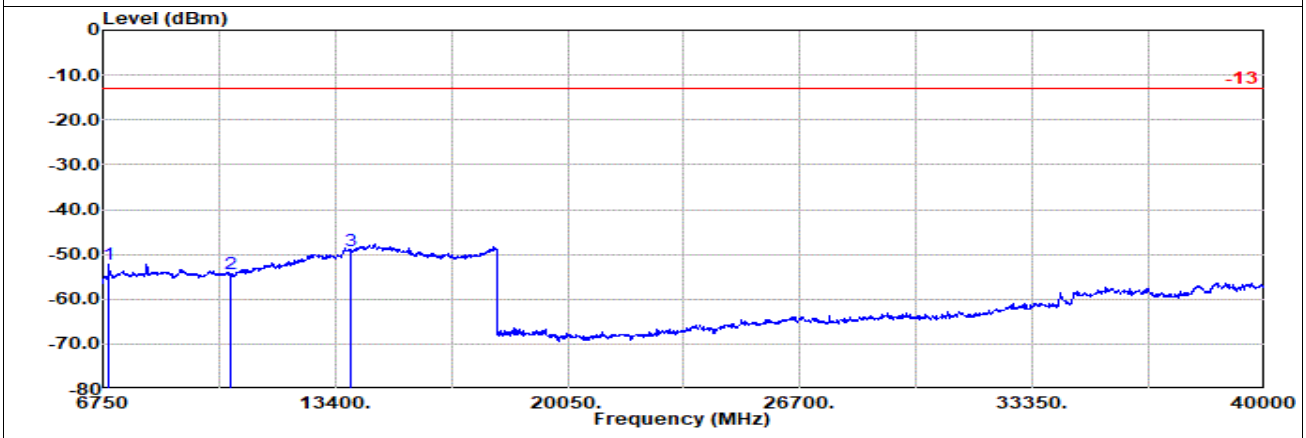

Site : 03CH22-HY
Condition: -13 3m DRH18-E_LE2C04A18EN_240711 Vertical
: SA n77 90M Ch633666 1RB1 BPSK

	Freq	Level	Detector	Ant Factor	Amp\Cbl	Filter	EIRPCF	Reading	Limit	Margin	Pol
	MHz	dBm		dB/m	dB	dB	dB	dBuV	dBm	dB	
1	6921.00	-52.15	RMS	36.66	-20.61	1.25	-95.23	25.78	-13.00	-39.15	Vertical
2	10382.00	-54.21	RMS	37.34	-20.64	0.50	-95.23	23.82	-13.00	-41.21	Vertical
3	13843.00	-49.25	RMS	41.29	-20.44	0.46	-95.23	24.67	-13.00	-36.25	Vertical

Ant. 2

Part 27O Mode 3

NR SA n77 100M Ch650000 1RB1 BPSK

L

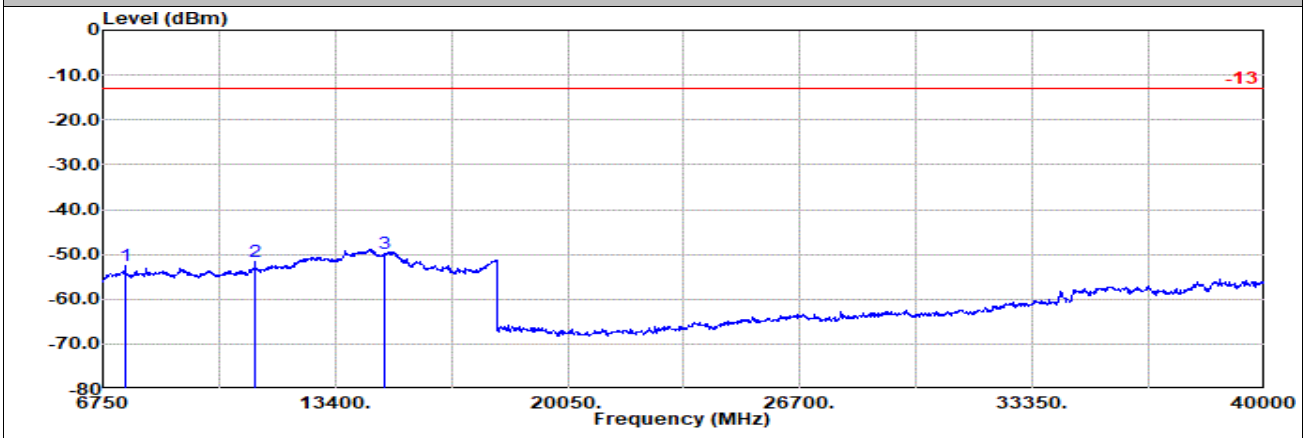

Site : 03CH22-HY
Condition: -13 3m DRH18-E_LE2C04A18EN_240711 Horizontal
: SA n77 100M Ch650000 1RB1 BPSK

	Freq	Level	Detector	Ant Factor	Amp\Cb l	Filter	EIRPCF	Readin g	Limit	Margin	Pol
	MHz	dBm		dB/m	dB	dB	dB	dBuV	dBm	dB	
1	7402.00	-52.48	RMS	37.11	-20.43	0.91	-95.23	25.16	-13.00	-39.48	Horizontal
2	11103.00	-51.56	RMS	38.11	-20.48	0.53	-95.23	25.51	-13.00	-38.56	Horizontal
3	14805.00	-49.71	RMS	42.19	-21.14	0.50	-95.23	23.97	-13.00	-36.71	Horizontal

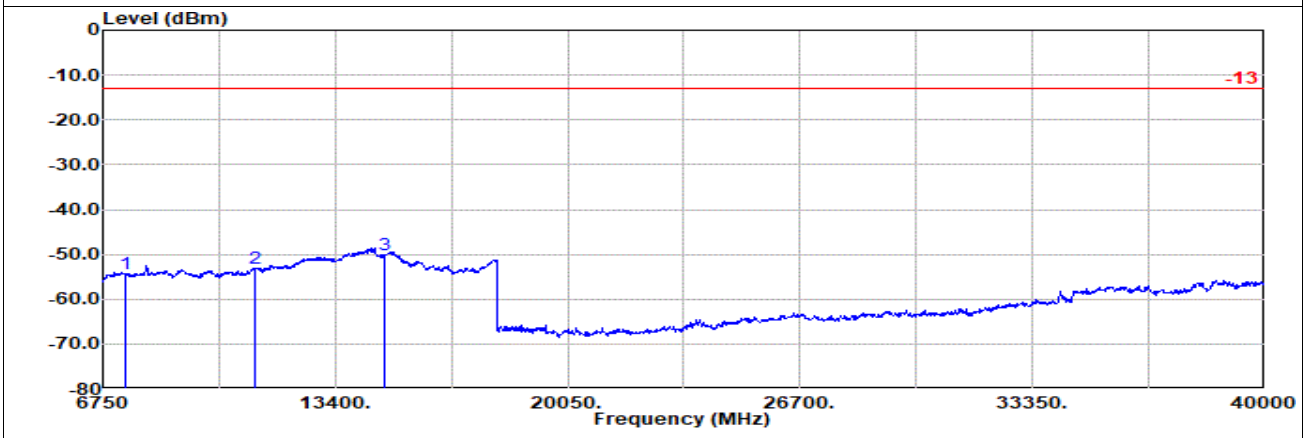

Site : 03CH22-HY
Condition: -13 3m DRH18-E_LE2C04A18EN_240711 Vertical
: SA n77 100M Ch650000 1RB1 BPSK

	Freq	Level	Detector	Ant Factor	Amp\Cb l	Filter	EIRPCF	Readin g	Limit	Margin	Pol
	MHz	dBm		dB/m	dB	dB	dB	dBuV	dBm	dB	
1	7402.00	-54.28	RMS	37.11	-20.43	0.91	-95.23	23.36	-13.00	-41.28	Vertical
2	11103.00	-53.25	RMS	38.11	-20.48	0.53	-95.23	23.82	-13.00	-40.25	Vertical
3	14805.00	-50.13	RMS	42.19	-21.14	0.50	-95.23	23.55	-13.00	-37.13	Vertical

Ant. 2

Part 27O Mode 3
NR SA n77 100M Ch656000 1RB1 BPSK
M

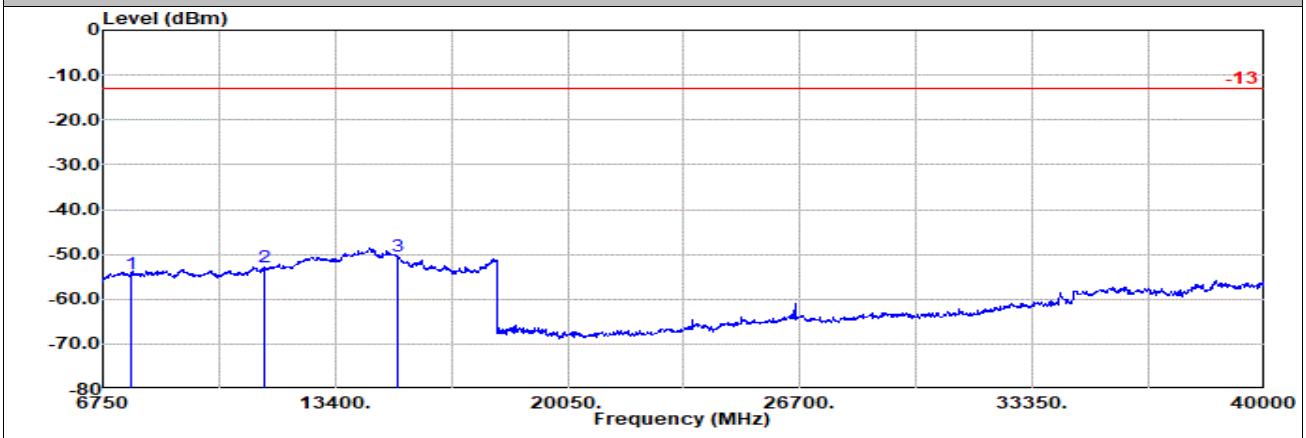

Site : 03CH22-HY
Condition: -13 3m DRH18-E_LE2C04A18EN_240711 Horizontal
: SA n77 100M Ch656000 1RB1 BPSK

	Freq	Level	Detector	Ant Factor	Amp\Cb l	Filter	EIRPCF	Readin g	Limit	Margin	Pol
	MHz	dBm		dB/m	dB	dB	dB	dBuV	dBm	dB	
1	7582.00	-54.20	RMS	36.90	-20.37	0.91	-95.23	23.59	-13.00	-41.20	Horizontal
2	11373.00	-52.87	RMS	38.65	-20.42	0.54	-95.23	23.59	-13.00	-39.87	Horizontal
3	15165.00	-50.37	RMS	41.74	-21.29	0.53	-95.23	23.88	-13.00	-37.37	Horizontal

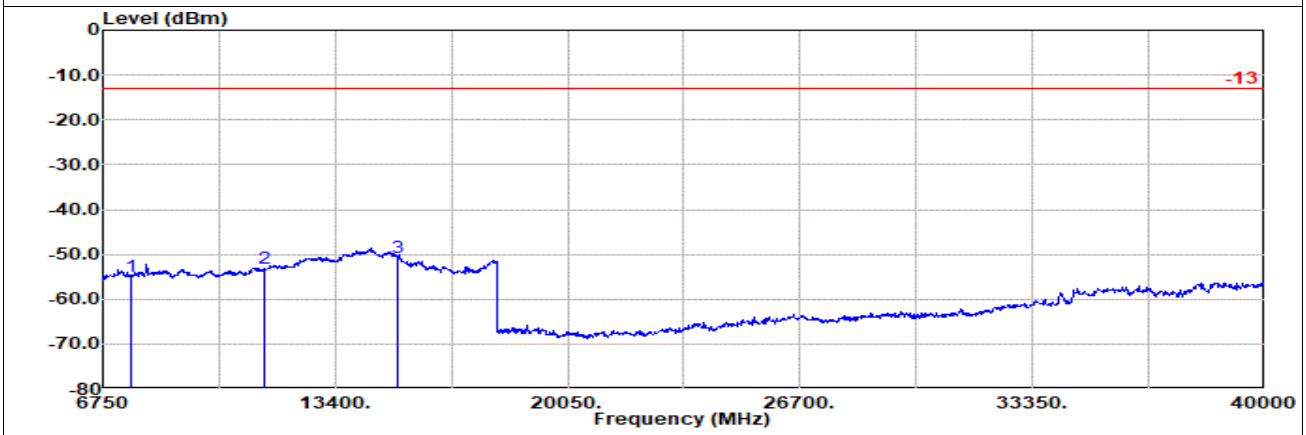

Site : 03CH22-HY
Condition: -13 3m DRH18-E_LE2C04A18EN_240711 Vertical
: SA n77 100M Ch656000 1RB1 BPSK

	Freq	Level	Detector	Ant Factor	Amp\Cb l	Filter	EIRPCF	Readin g	Limit	Margin	Pol
	MHz	dBm		dB/m	dB	dB	dB	dBuV	dBm	dB	
1	7582.00	-55.06	RMS	36.90	-20.37	0.91	-95.23	22.73	-13.00	-42.06	Vertical
2	11373.00	-53.26	RMS	38.65	-20.42	0.54	-95.23	23.20	-13.00	-40.26	Vertical
3	15165.00	-50.73	RMS	41.74	-21.29	0.53	-95.23	23.52	-13.00	-37.73	Vertical

Ant. 2

Part 27O Mode 3
NR SA n77 100M Ch662000 1RB1 BPSK
H

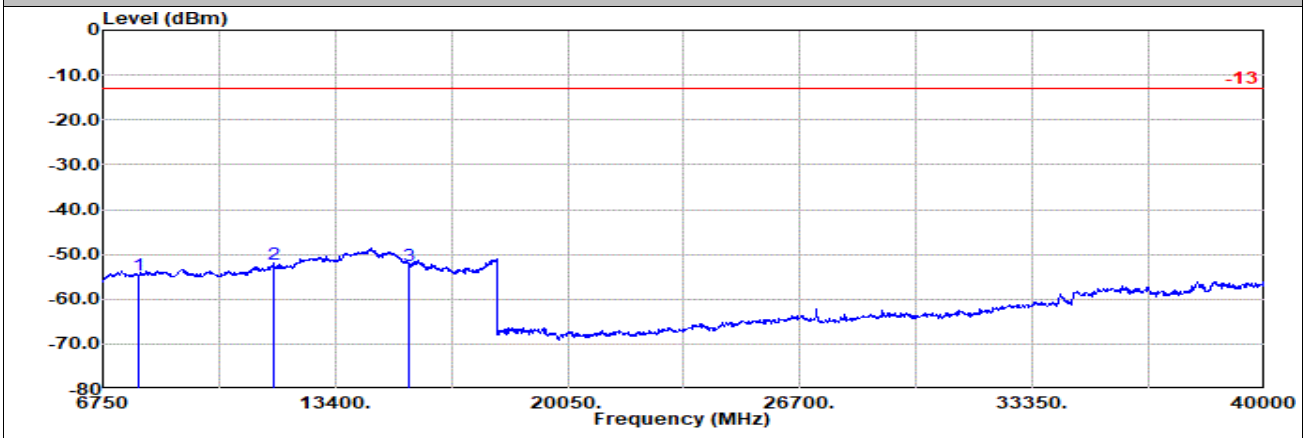

Site : 03CH22-HY
Condition: -13 3m DRH18-E_LE2C04A18EN_240711 Horizontal
: SA n77 100M Ch662000 1RB1 BPSK

	Freq	Level	Detector	Ant Factor	Amp\Cbl	Filter	EIRPCF	Reading	Limit	Margin	Pol
	MHz	dBm		dB/m	dB	dB	dB	dBuV	dBm	dB	
1	7762.00	-54.50	RMS	36.85	-20.36	0.76	-95.23	23.48	-13.00	-41.50	Horizontal
2	11643.00	-52.21	RMS	38.80	-20.42	0.55	-95.23	24.09	-13.00	-39.21	Horizontal
3	15525.00	-52.52	RMS	41.30	-21.39	0.55	-95.23	22.25	-13.00	-39.52	Horizontal

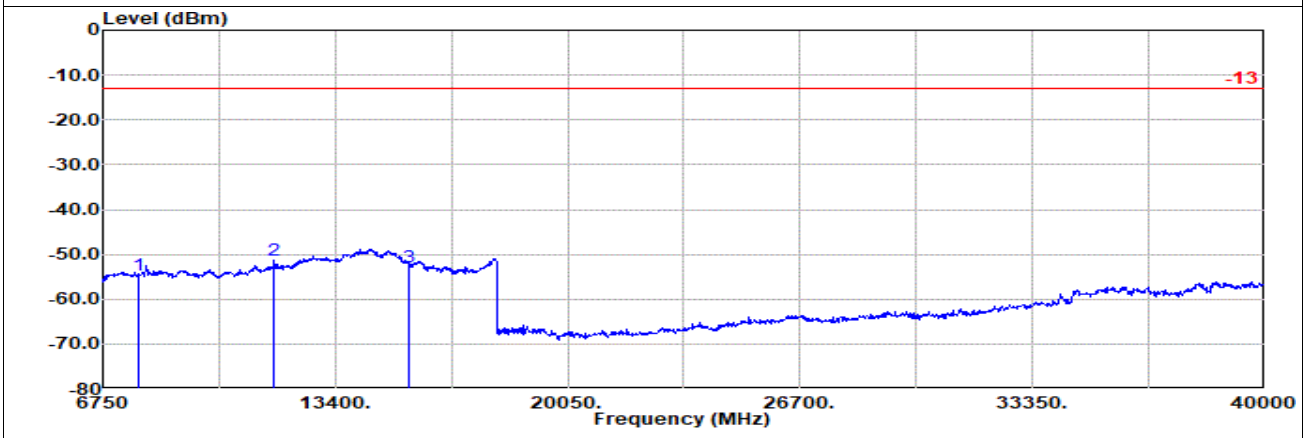

Site : 03CH22-HY
Condition: -13 3m DRH18-E_LE2C04A18EN_240711 Vertical
: SA n77 100M Ch662000 1RB1 BPSK

	Freq	Level	Detector	Ant Factor	Amp\Cbl	Filter	EIRPCF	Reading	Limit	Margin	Pol
	MHz	dBm		dB/m	dB	dB	dB	dBuV	dBm	dB	
1	7762.00	-54.52	RMS	36.85	-20.36	0.76	-95.23	23.46	-13.00	-41.52	Vertical
2	11643.00	-51.29	RMS	38.80	-20.42	0.55	-95.23	25.01	-13.00	-38.29	Vertical
3	15525.00	-52.69	RMS	41.30	-21.39	0.55	-95.23	22.08	-13.00	-39.69	Vertical

Ant. 2+0

Part 27O Mode 4

NR SA n77 100M Ch650000 1RB1 BPSK

L

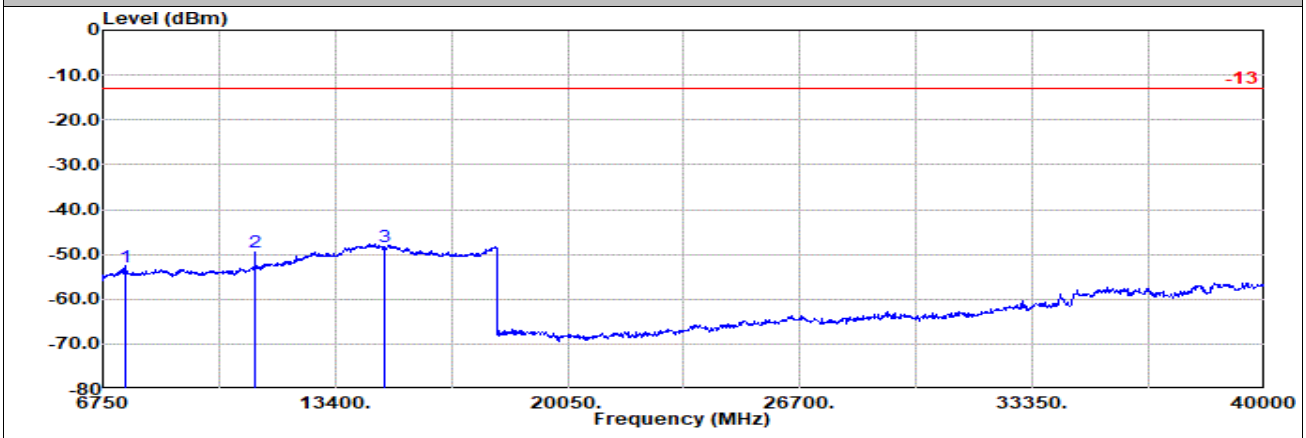

Site : 03CH22-HY
Condition: -13 3m DRH18-E_LE2C04A18EN_240711 Horizontal
: SA n77 100M Ch650000 1RB1 BPSK

	Freq	Level	Detector	Ant Factor	Amp\Cb l	Filter	EIRPCF	Readin g	Limit	Margin	Pol
	MHz	dBm		dB/m	dB	dB	dB	dBuV	dBm	dB	
1	7402.00	-52.76	RMS	37.11	-20.43	0.91	-95.23	24.88	-13.00	-39.76	Horizontal
2	11103.00	-49.46	RMS	38.11	-20.48	0.53	-95.23	27.61	-13.00	-36.46	Horizontal
3	14805.00	-48.44	RMS	42.19	-21.14	0.50	-95.23	25.24	-13.00	-35.44	Horizontal

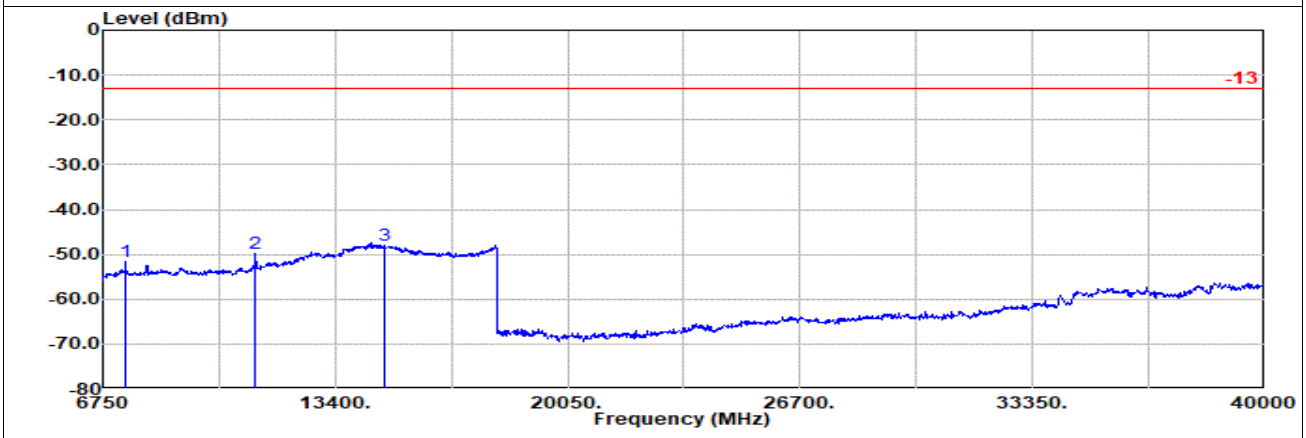

Site : 03CH22-HY
Condition: -13 3m DRH18-E_LE2C04A18EN_240711 Vertical
: SA n77 100M Ch650000 1RB1 BPSK

	Freq	Level	Detector	Ant Factor	Amp\Cb l	Filter	EIRPCF	Readin g	Limit	Margin	Pol
	MHz	dBm		dB/m	dB	dB	dB	dBuV	dBm	dB	
1	7402.00	-51.76	RMS	37.11	-20.43	0.91	-95.23	25.88	-13.00	-38.76	Vertical
2	11103.00	-49.76	RMS	38.11	-20.48	0.53	-95.23	27.31	-13.00	-36.76	Vertical
3	14805.00	-48.11	RMS	42.19	-21.14	0.50	-95.23	25.57	-13.00	-35.11	Vertical

Ant. 2+0

Part 27O Mode 4

NR SA n77 100M Ch656000 1RB1 BPSK

M

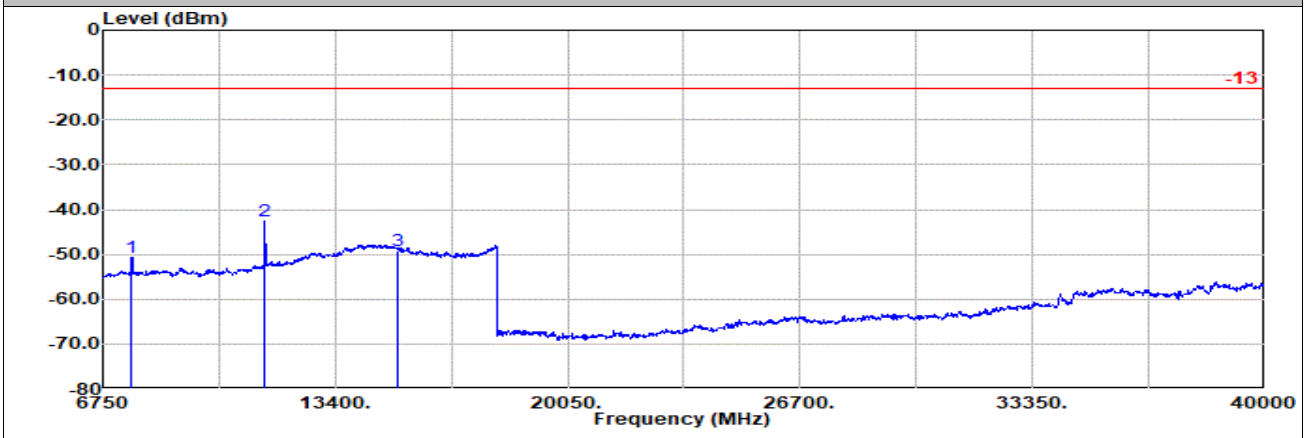

Site : 03CH22-HY
Condition: -13 3m DRH18-E_LE2C04A18EN_240711 Horizontal
: SA n77 100M Ch656000 1RB1 BPSK

	Freq	Level	Detector	Ant Factor	Amp\Cbl	Filter	EIRPCF	Reading	Limit	Margin	Pol
	MHz	dBm		dB/m	dB	dB	dB	dBuV	dBm	dB	
1	7582.00	-50.69	RMS	36.90	-20.37	0.91	-95.23	27.10	-13.00	-37.69	Horizontal
2	11373.00	-42.51	RMS	38.65	-20.42	0.54	-95.23	33.95	-13.00	-29.51	Horizontal
3	15165.00	-49.11	RMS	41.74	-21.29	0.53	-95.23	25.14	-13.00	-36.11	Horizontal

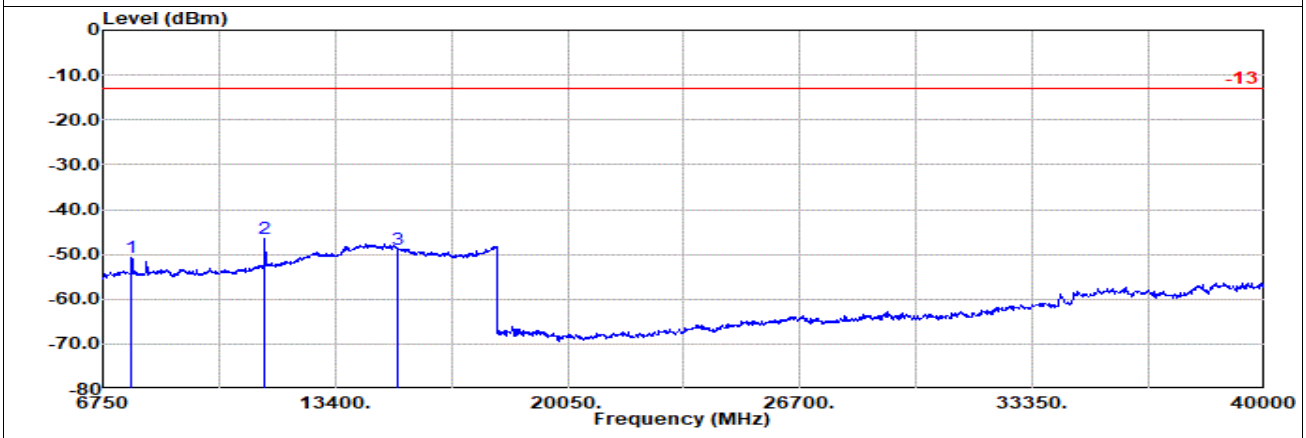

Site : 03CH22-HY
Condition: -13 3m DRH18-E_LE2C04A18EN_240711 Vertical
: SA n77 100M Ch656000 1RB1 BPSK

	Freq	Level	Detector	Ant Factor	Amp\Cbl	Filter	EIRPCF	Reading	Limit	Margin	Pol
	MHz	dBm		dB/m	dB	dB	dB	dBuV	dBm	dB	
1	7582.00	-50.69	RMS	36.90	-20.37	0.91	-95.23	27.10	-13.00	-37.69	Vertical
2	11373.00	-46.42	RMS	38.65	-20.42	0.54	-95.23	30.04	-13.00	-33.42	Vertical
3	15165.00	-48.82	RMS	41.74	-21.29	0.53	-95.23	25.43	-13.00	-35.82	Vertical

Ant. 2+0

Part 27O Mode 4

NR SA n77 100M Ch662000 1RB1 BPSK

H

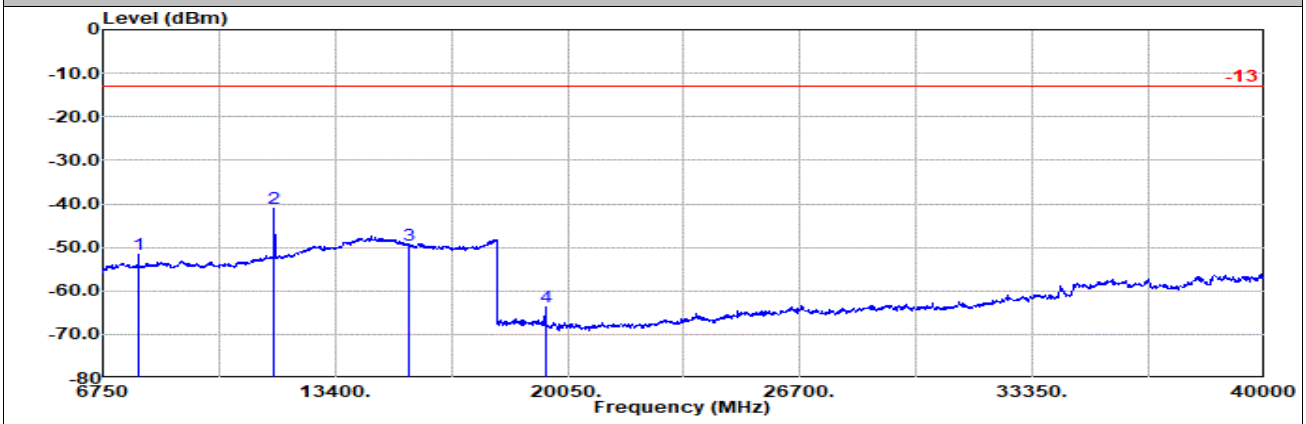

Site : 03CH22-HY
Condition: -13 3m DRH18-E_LE2C04A18EN_240711 Horizontal
: SA n77 100M Ch662000 1RB1 BPSK

	Freq	Level	Detector	Ant Factor	Amp\Cb l	Filter	EIRPCF	Readin g	Limit	Margin	Pol
	MHz	dBm		dB/m	dB	dB	dB	dBuV	dBm	dB	
1	7762.00	-51.68	RMS	36.85	-20.36	0.76	-95.23	26.30	-13.00	-38.68	Horizontal
2	11643.00	-41.13	RMS	38.80	-20.42	0.55	-95.23	35.17	-13.00	-28.13	Horizontal
3	15525.00	-49.45	RMS	41.30	-21.39	0.55	-95.23	25.32	-13.00	-36.45	Horizontal
4	19407.00	-63.69	RMS	37.99	-38.16	-9.54	-95.23	41.25	-13.00	-50.69	Horizontal

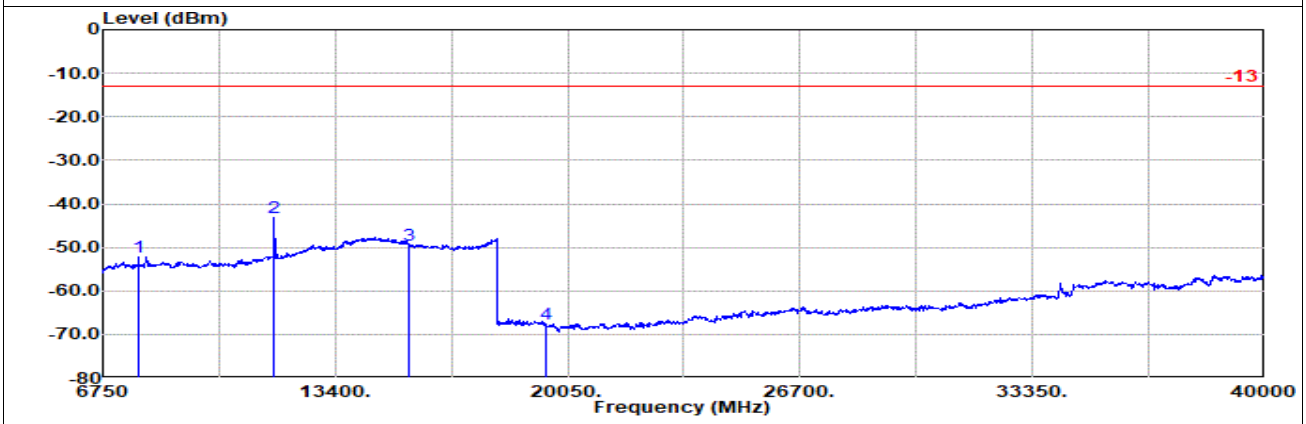

Site : 03CH22-HY
Condition: -13 3m DRH18-E_LE2C04A18EN_240711 Vertical
: SA n77 100M Ch662000 1RB1 BPSK

	Freq	Level	Detector	Ant Factor	Amp\Cb l	Filter	EIRPCF	Readin g	Limit	Margin	Pol
	MHz	dBm		dB/m	dB	dB	dB	dBuV	dBm	dB	
1	7762.00	-52.09	RMS	36.85	-20.36	0.76	-95.23	25.89	-13.00	-39.09	Vertical
2	11643.00	-43.26	RMS	38.80	-20.42	0.55	-95.23	33.04	-13.00	-30.26	Vertical
3	15525.00	-49.40	RMS	41.30	-21.39	0.55	-95.23	25.37	-13.00	-36.40	Vertical
4	19407.00	-67.54	RMS	37.99	-38.16	-9.54	-95.23	37.40	-13.00	-54.54	Vertical

Ant. 0

Part 27H Mode 3

NR SA n12 15M Ch141500 1RB1 BPSK

M

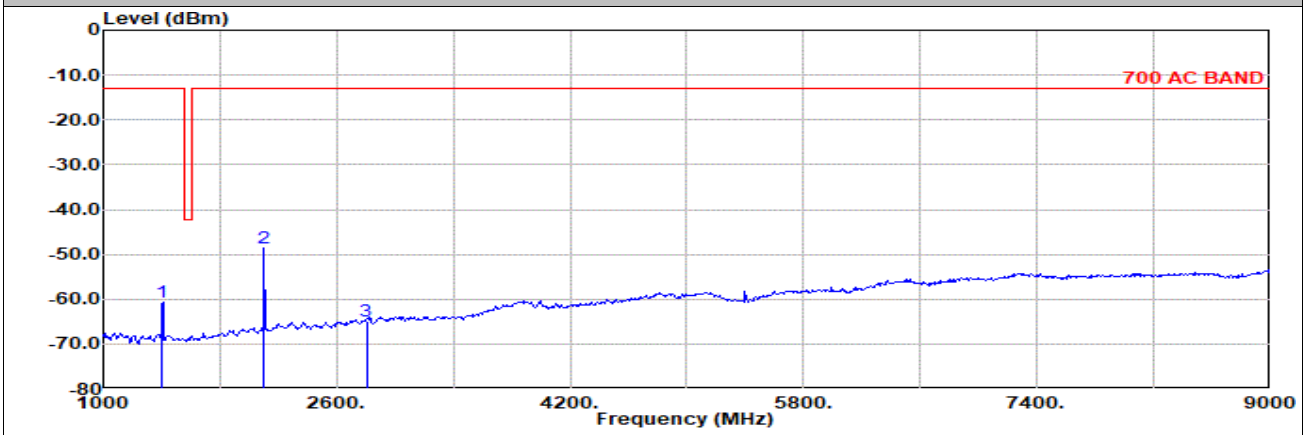

Site : 03CH22-HY
Condition: 700 AC BAND 3m DRH18-E_LE2C04A18EN_240711 Horizontal
: SA n12 15M Ch141500 1RB1 BPSK

	Freq	Level	Detector	Ant Factor	Amp\Cb l	Filter	EIRPCF	Readin g	Limit	Margin	Pol
	MHz	dBm		dB/m	dB	dB	dB	dBuV	dBm	dB	
1	1401.00	-60.82	RMS	24.70	-25.34	0.54	-95.23	34.51	-13.00	-47.82	Horizontal
2	2102.00	-48.72	RMS	26.20	-24.19	0.52	-95.23	43.98	-13.00	-35.72	Horizontal
3	2803.00	-64.76	RMS	27.90	-23.20	0.36	-95.23	25.41	-13.00	-51.76	Horizontal

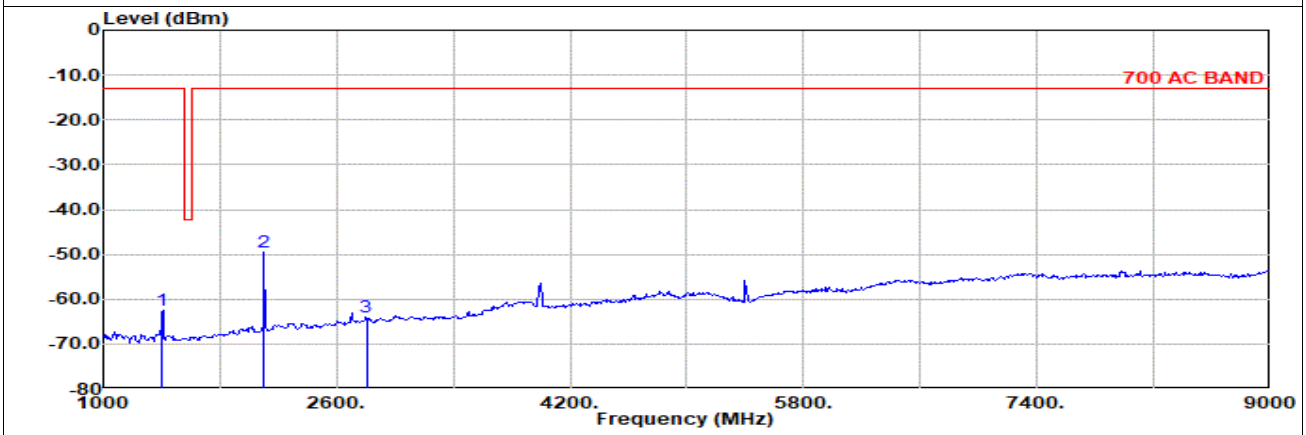

Site : 03CH22-HY
Condition: 700 AC BAND 3m DRH18-E_LE2C04A18EN_240711 Vertical
: SA n12 15M Ch141500 1RB1 BPSK

	Freq	Level	Detector	Ant Factor	Amp\Cb l	Filter	EIRPCF	Readin g	Limit	Margin	Pol
	MHz	dBm		dB/m	dB	dB	dB	dBuV	dBm	dB	
1	1401.00	-62.56	RMS	24.70	-25.34	0.54	-95.23	32.77	-13.00	-49.56	Vertical
2	2102.00	-49.57	RMS	26.20	-24.19	0.52	-95.23	43.13	-13.00	-36.57	Vertical
3	2803.00	-64.14	RMS	27.90	-23.20	0.36	-95.23	26.03	-13.00	-51.14	Vertical

Ant. 0

Part 27L Mode 6
NR SA n66 40M Ch349000 1RB1 BPSK
M

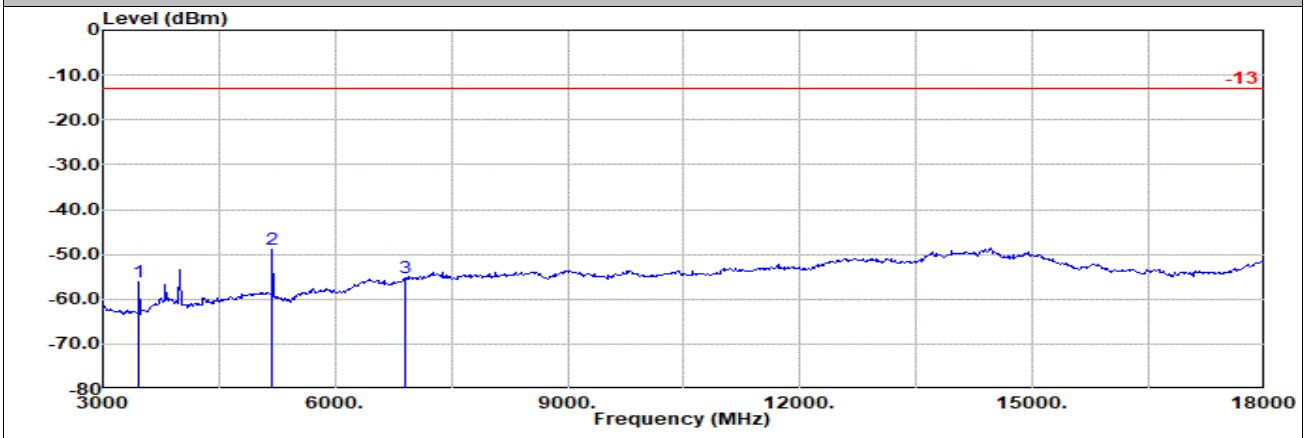

Site : 03CH22-HY
Condition: -13 3m DRH18-E_LE2C04A18EN_240711 Horizontal
: SA n66 40M Ch349000 1RB1 BPSK

	Freq	Level	Detector	Ant Factor	Amp\Cbl	Filter	EIRPCF	Reading	Limit	Margin	Pol
	MHz	dBm		dB/m	dB	dB	dB	dBuV	dBm	dB	
1	3451.00	-56.00	RMS	28.60	-22.70	1.42	-95.23	31.91	-13.00	-43.00	Horizontal
2	5176.00	-48.79	RMS	32.65	-20.93	0.62	-95.23	34.10	-13.00	-35.79	Horizontal
3	6902.00	-55.33	RMS	36.70	-20.61	0.56	-95.23	23.25	-13.00	-42.33	Horizontal

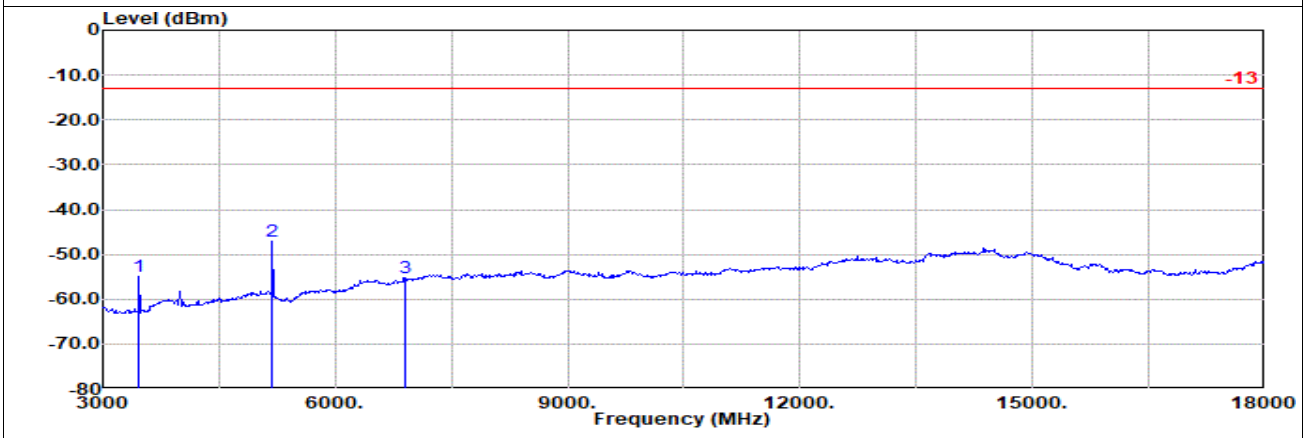

Site : 03CH22-HY
Condition: -13 3m DRH18-E_LE2C04A18EN_240711 Vertical
: SA n66 40M Ch349000 1RB1 BPSK

	Freq	Level	Detector	Ant Factor	Amp\Cbl	Filter	EIRPCF	Reading	Limit	Margin	Pol
	MHz	dBm		dB/m	dB	dB	dB	dBuV	dBm	dB	
1	3451.00	-55.02	RMS	28.60	-22.70	1.42	-95.23	32.89	-13.00	-42.02	Vertical
2	5176.00	-46.99	RMS	32.65	-20.93	0.62	-95.23	35.90	-13.00	-33.99	Vertical
3	6902.00	-55.13	RMS	36.70	-20.61	0.56	-95.23	23.45	-13.00	-42.13	Vertical

Ant. 0

Part 27L Mode 7
NR SA n70 10M Ch340000 1RB1 BPSK
L

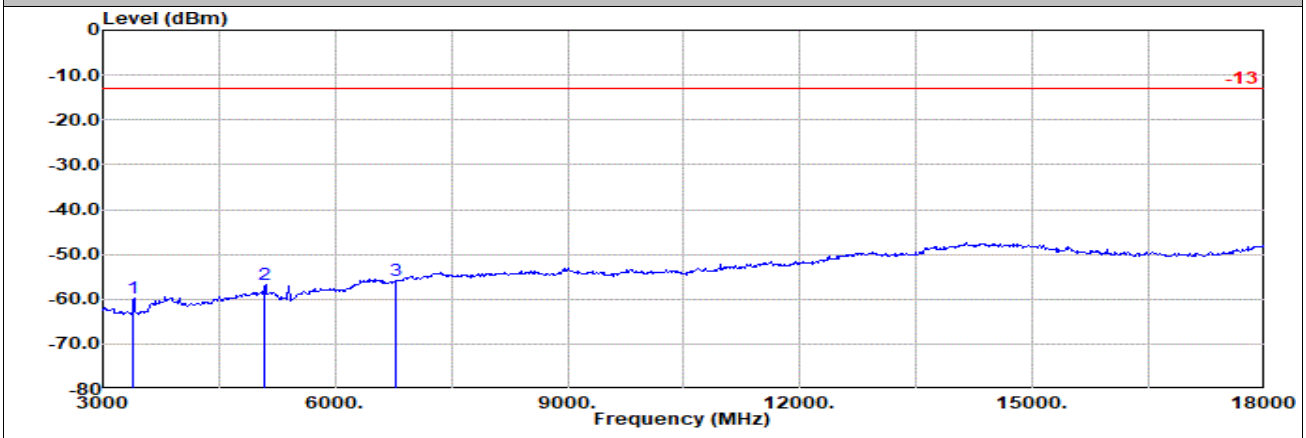

Site : 03CH22-HY
Condition: -13 3m DRH18-E_LE2C04A18EN_240711 Horizontal
: SA n70 10M Ch340000 1RB1 BPSK

	Freq	Level	Detector	Ant Factor	Amp\Cb l	Filter	EIRPCF	Readin g	Limit	Margin	Pol
	MHz	dBm		dB/m	dB	dB	dB	dBuV	dBm	dB	
1	3391.00	-59.68	RMS	28.48	-22.72	1.51	-95.23	28.28	-13.00	-46.68	Horizontal
2	5087.00	-56.78	RMS	32.50	-20.97	0.65	-95.23	26.27	-13.00	-43.78	Horizontal
3	6783.00	-55.78	RMS	36.57	-20.61	0.54	-95.23	22.95	-13.00	-42.78	Horizontal

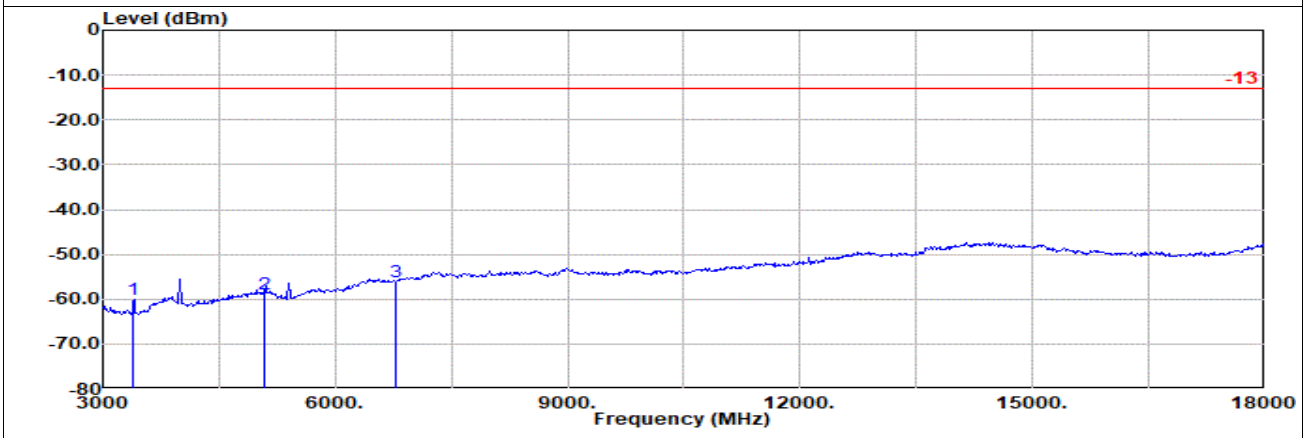

Site : 03CH22-HY
Condition: -13 3m DRH18-E_LE2C04A18EN_240711 Vertical
: SA n70 10M Ch340000 1RB1 BPSK

	Freq	Level	Detector	Ant Factor	Amp\Cb l	Filter	EIRPCF	Readin g	Limit	Margin	Pol
	MHz	dBm		dB/m	dB	dB	dB	dBuV	dBm	dB	
1	3391.00	-60.08	RMS	28.48	-22.72	1.51	-95.23	27.88	-13.00	-47.08	Vertical
2	5087.00	-58.75	RMS	32.50	-20.97	0.65	-95.23	24.30	-13.00	-45.75	Vertical
3	6783.00	-56.03	RMS	36.57	-20.61	0.54	-95.23	22.70	-13.00	-43.03	Vertical

Ant. 0

Part 27L Mode 7
NR SA n70 10M Ch340500 1RB1 BPSK
M

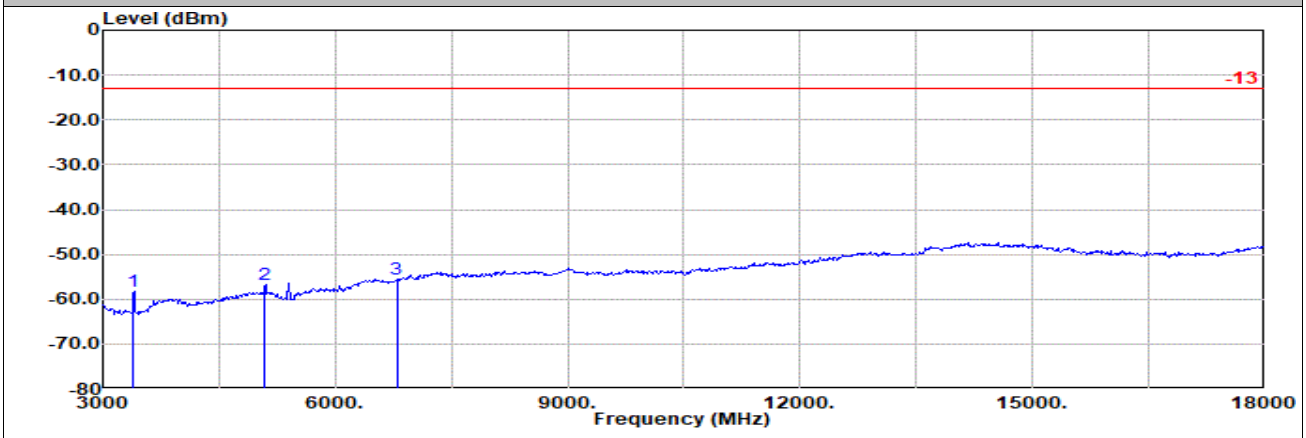

Site : 03CH22-HY
Condition: -13 3m DRH18-E_LE2C04A18EN_240711 Horizontal
: SA n70 10M Ch340500 1RB1 BPSK

	Freq	Level	Detector	Ant Factor	Amp\Cb l	Filter	EIRPCF	Readin g	Limit	Margin	Pol
	MHz	dBm		dB/m	dB	dB	dB	dBuV	dBm	dB	
1	3396.00	-58.39	RMS	28.49	-22.72	1.50	-95.23	29.57	-13.00	-45.39	Horizontal
2	5094.00	-56.73	RMS	32.50	-20.97	0.65	-95.23	26.32	-13.00	-43.73	Horizontal
3	6793.00	-55.68	RMS	36.59	-20.61	0.54	-95.23	23.03	-13.00	-42.68	Horizontal

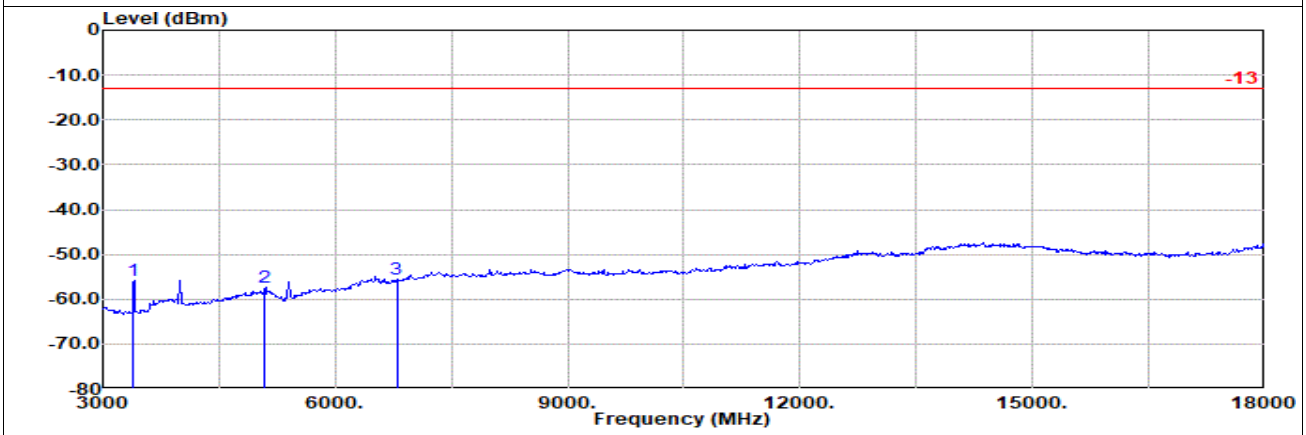

Site : 03CH22-HY
Condition: -13 3m DRH18-E_LE2C04A18EN_240711 Vertical
: SA n70 10M Ch340500 1RB1 BPSK

	Freq	Level	Detector	Ant Factor	Amp\Cb l	Filter	EIRPCF	Readin g	Limit	Margin	Pol
	MHz	dBm		dB/m	dB	dB	dB	dBuV	dBm	dB	
1	3396.00	-55.98	RMS	28.49	-22.72	1.50	-95.23	31.98	-13.00	-42.98	Vertical
2	5094.00	-57.22	RMS	32.50	-20.97	0.65	-95.23	25.83	-13.00	-44.22	Vertical
3	6793.00	-55.60	RMS	36.59	-20.61	0.54	-95.23	23.11	-13.00	-42.60	Vertical

Ant. 0

Part 27L Mode 7
NR SA n70 10M Ch341000 1RB1 BPSK
H

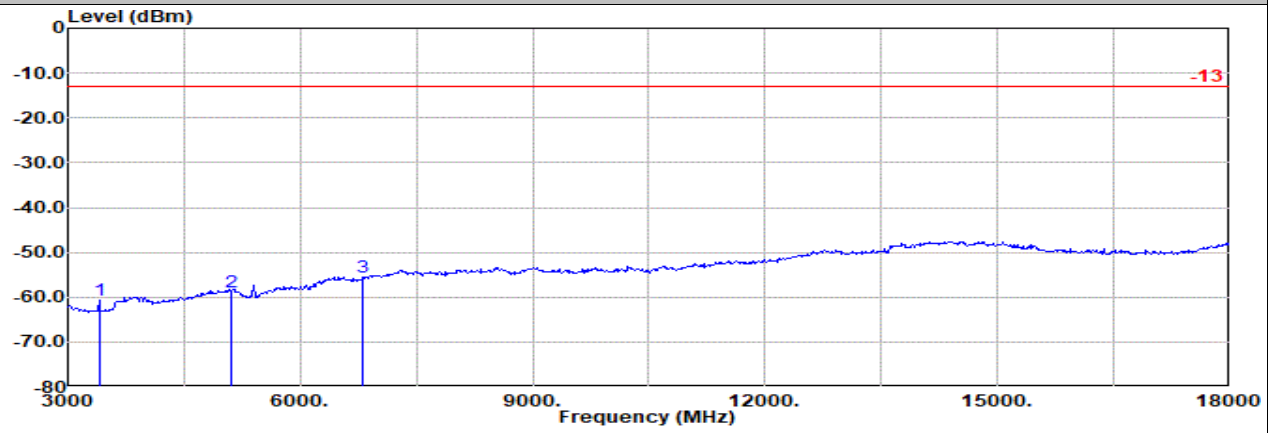

Site : 03CH22-HY
Condition: -13 3m DRH18-E_LE2C04A18EN_240711 Horizontal
: SA n70 10M Ch341000 1RB1 BPSK

	Freq	Level	Detector	Ant Factor	Amp\Cb l	Filter	EIRPCF	Readin g	Limit	Margin	Pol
	MHz	dBm		dB/m	dB	dB	dB	dBuV	dBm	dB	
1	3401.00	-60.62	RMS	28.50	-22.72	1.50	-95.23	27.33	-13.00	-47.62	Horizontal
2	5102.00	-58.92	RMS	32.51	-20.97	0.64	-95.23	24.13	-13.00	-45.92	Horizontal
3	6803.00	-55.65	RMS	36.60	-20.62	0.54	-95.23	23.06	-13.00	-42.65	Horizontal

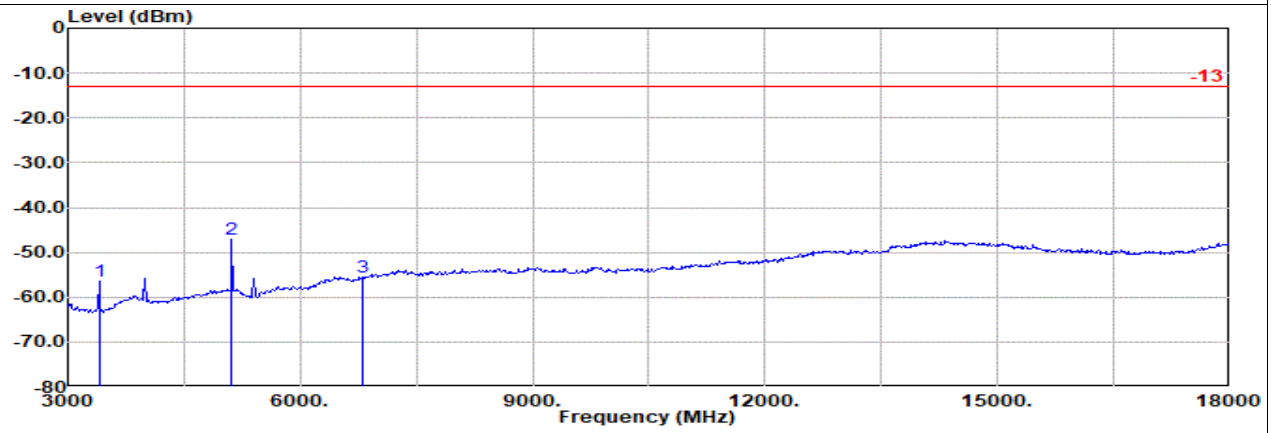

Site : 03CH22-HY
Condition: -13 3m DRH18-E_LE2C04A18EN_240711 Vertical
: SA n70 10M Ch341000 1RB1 BPSK

	Freq	Level	Detector	Ant Factor	Amp\Cb l	Filter	EIRPCF	Readin g	Limit	Margin	Pol
	MHz	dBm		dB/m	dB	dB	dB	dBuV	dBm	dB	
1	3401.00	-56.48	RMS	28.50	-22.72	1.50	-95.23	31.47	-13.00	-43.48	Vertical
2	5102.00	-47.10	RMS	32.51	-20.97	0.64	-95.23	35.95	-13.00	-34.10	Vertical
3	6803.00	-55.47	RMS	36.60	-20.62	0.54	-95.23	23.24	-13.00	-42.47	Vertical

Ant. 0

Part 27M Mode 7
NR SA n7 40M Ch507000 1RB1 BPSK
M

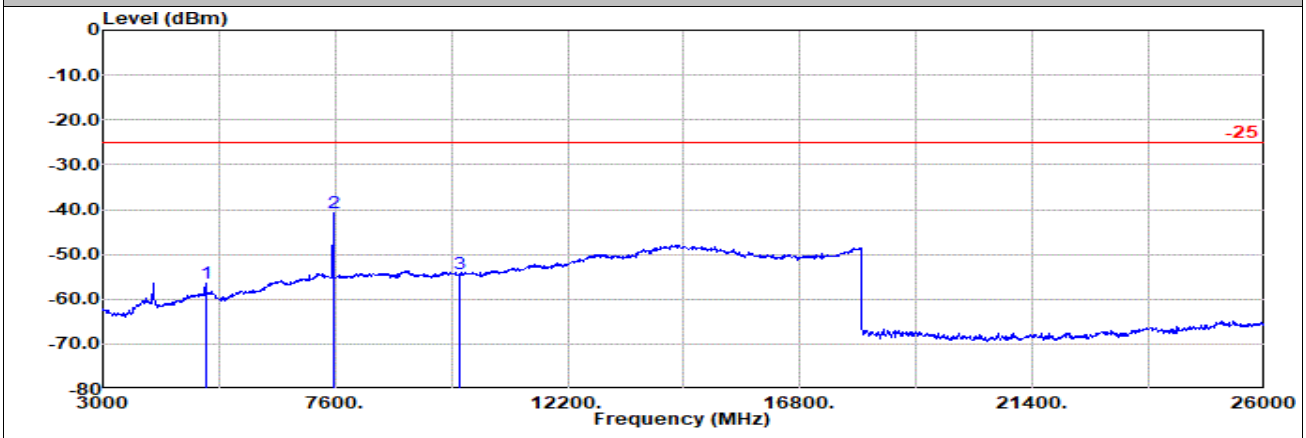

Site : 03CH22-HY
Condition: -25 3m DRH18-E_LE2C04A18EN_240711 Horizontal
: SA n7 40M Ch507000 1RB1 BPSK

	Freq	Level	Detector	Ant Factor	Amp\Cb l	Filter	EIRPCF	Readin g	Limit	Margin	Pol
	MHz	dBm		dB/m	dB	dB	dB	dBuV	dBm	dB	
1	5040.00	-56.48	RMS	32.54	-20.99	0.67	-95.23	26.53	-25.00	-31.48	Horizontal
2	7560.00	-40.76	RMS	36.90	-20.37	0.60	-95.23	37.34	-25.00	-15.76	Horizontal
3	10068.00	-54.31	RMS	37.24	-20.53	0.62	-95.23	23.59	-25.00	-29.31	Horizontal

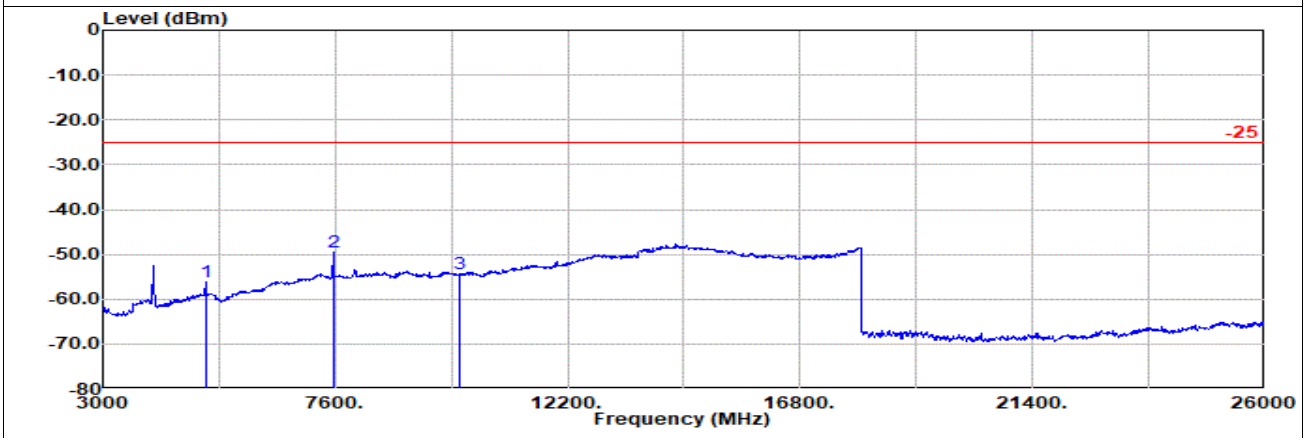

Site : 03CH22-HY
Condition: -25 3m DRH18-E_LE2C04A18EN_240711 Vertical
: SA n7 40M Ch507000 1RB1 BPSK

	Freq	Level	Detector	Ant Factor	Amp\Cb l	Filter	EIRPCF	Readin g	Limit	Margin	Pol
	MHz	dBm		dB/m	dB	dB	dB	dBuV	dBm	dB	
1	5040.00	-56.20	RMS	32.54	-20.99	0.67	-95.23	26.81	-25.00	-31.20	Vertical
2	7560.00	-49.58	RMS	36.90	-20.37	0.60	-95.23	28.52	-25.00	-24.58	Vertical
3	10065.00	-54.39	RMS	37.23	-20.52	0.62	-95.23	23.51	-25.00	-29.39	Vertical

Ant. 0

Part 27M Mode 8
NR SA n38 40M Ch520000 1RB1 BPSK
H

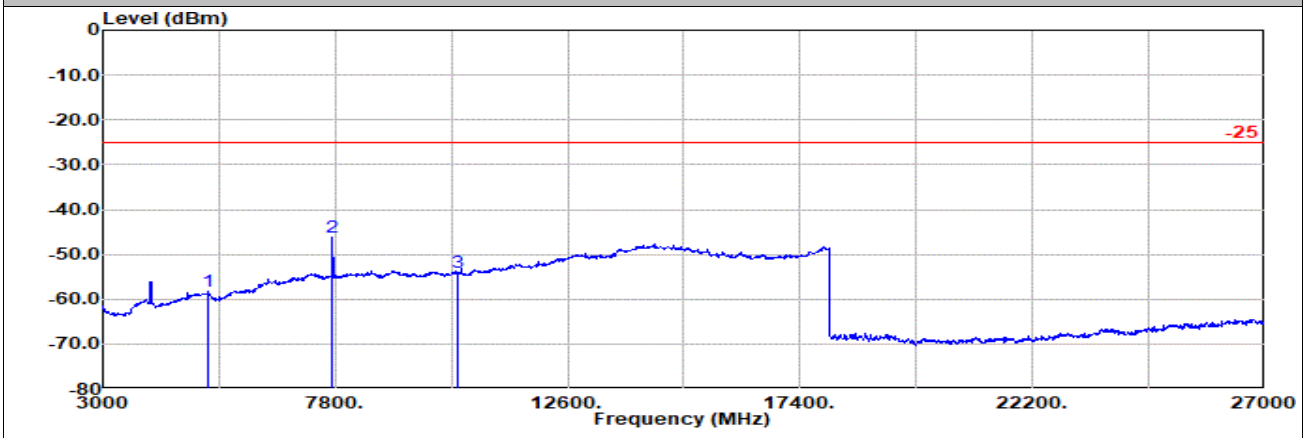

Site : 03CH22-HY
Condition: -25 3m DRH18-E_LE2C04A18EN_240711 Horizontal
: SA n38 40M Ch520000 1RB1 BPSK

	Freq	Level	Detector	Ant Factor	Amp\Cb l	Filter	EIRPCF	Readin g	Limit	Margin	Pol
	MHz	dBm		dB/m	dB	dB	dB	dBuV	dBm	dB	
1	5165.00	-58.39	RMS	32.67	-20.94	0.62	-95.23	24.49	-25.00	-33.39	Horizontal
2	7747.00	-46.12	RMS	36.81	-20.36	0.58	-95.23	32.08	-25.00	-21.12	Horizontal
3	10329.00	-54.03	RMS	37.40	-20.62	0.64	-95.23	23.78	-25.00	-29.03	Horizontal

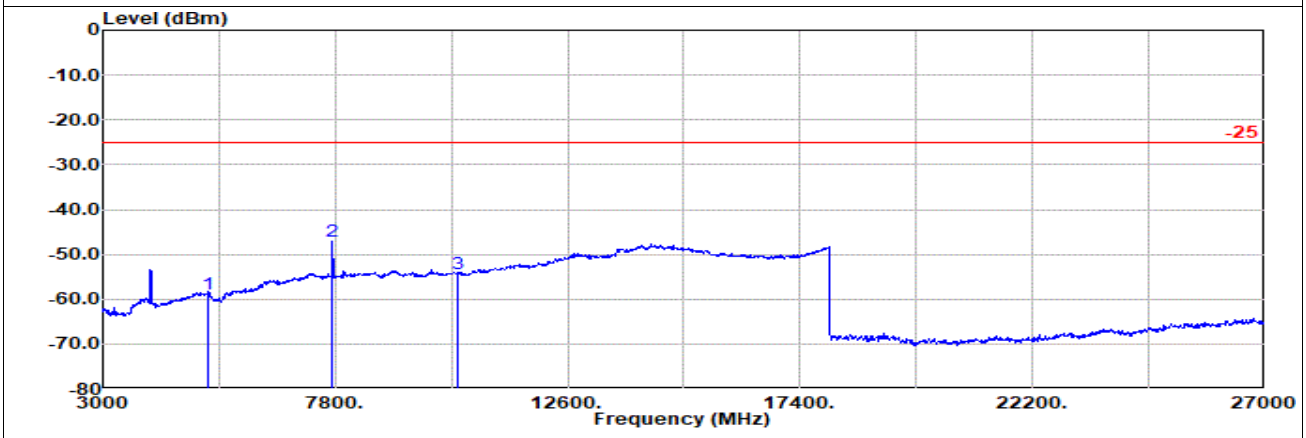

Site : 03CH22-HY
Condition: -25 3m DRH18-E_LE2C04A18EN_240711 Vertical
: SA n38 40M Ch520000 1RB1 BPSK

	Freq	Level	Detector	Ant Factor	Amp\Cb l	Filter	EIRPCF	Readin g	Limit	Margin	Pol
	MHz	dBm		dB/m	dB	dB	dB	dBuV	dBm	dB	
1	5165.00	-58.81	RMS	32.67	-20.94	0.62	-95.23	24.07	-25.00	-33.81	Vertical
2	7747.00	-47.13	RMS	36.81	-20.36	0.58	-95.23	31.07	-25.00	-22.13	Vertical
3	10329.00	-54.26	RMS	37.40	-20.62	0.64	-95.23	23.55	-25.00	-29.26	Vertical

Ant. 0

Part 27M Mode 10
NR SA n41 100M Ch509202 1RB1 BPSK
L

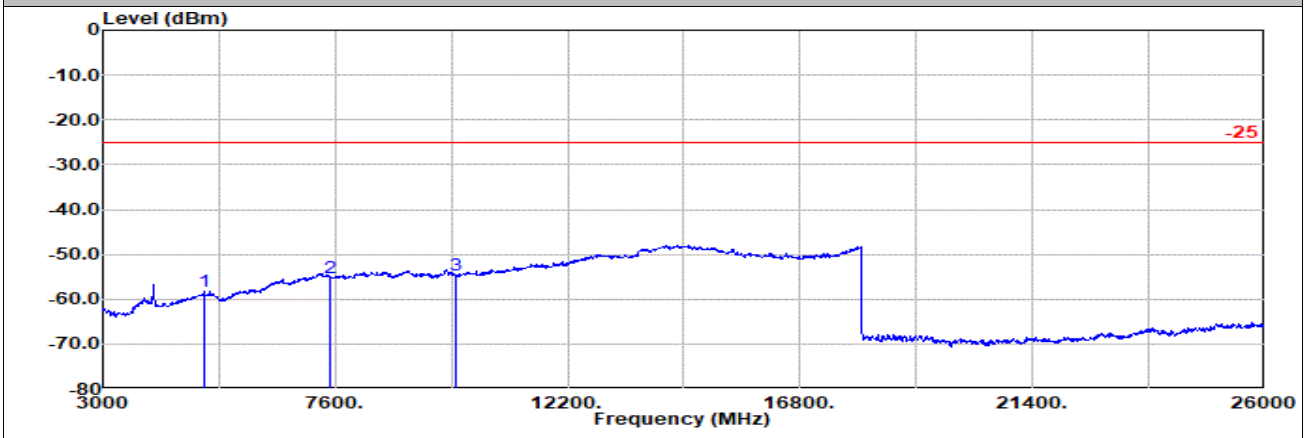

Site : 03CH22-HY
Condition: -25 3m DRH18-E_LE2C04A18EN_240711 Horizontal
: SA n41 100M Ch509202 1RB1 BPSK

	Freq	Level	Detector	Ant Factor	Amp\Cbl	Filter	EIRPCF	Reading	Limit	Margin	Pol
	MHz	dBm		dB/m	dB	dB	dB	dBuV	dBm	dB	
1	4995.00	-58.23	RMS	32.70	-21.01	0.68	-95.23	24.63	-25.00	-33.23	Horizontal
2	7491.00	-55.20	RMS	37.14	-20.38	0.62	-95.23	22.65	-25.00	-30.20	Horizontal
3	9990.00	-54.52	RMS	37.30	-20.50	0.62	-95.23	23.29	-25.00	-29.52	Horizontal

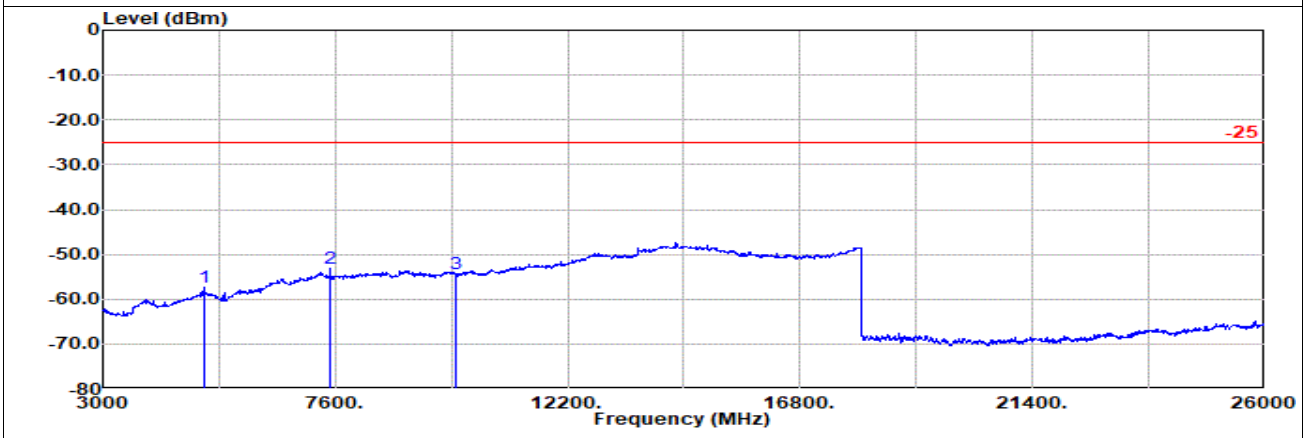

Site : 03CH22-HY
Condition: -25 3m DRH18-E_LE2C04A18EN_240711 Vertical
: SA n41 100M Ch509202 1RB1 BPSK

	Freq	Level	Detector	Ant Factor	Amp\Cbl	Filter	EIRPCF	Reading	Limit	Margin	Pol
	MHz	dBm		dB/m	dB	dB	dB	dBuV	dBm	dB	
1	4995.00	-57.46	RMS	32.70	-21.01	0.68	-95.23	25.40	-25.00	-32.46	Vertical
2	7491.00	-53.08	RMS	37.14	-20.38	0.62	-95.23	24.77	-25.00	-28.08	Vertical
3	9990.00	-54.37	RMS	37.30	-20.50	0.62	-95.23	23.44	-25.00	-29.37	Vertical

Ant. 0+2

Part 27M Mode 9

NR SA n38 40M Ch520000 1RB1 BPSK

H

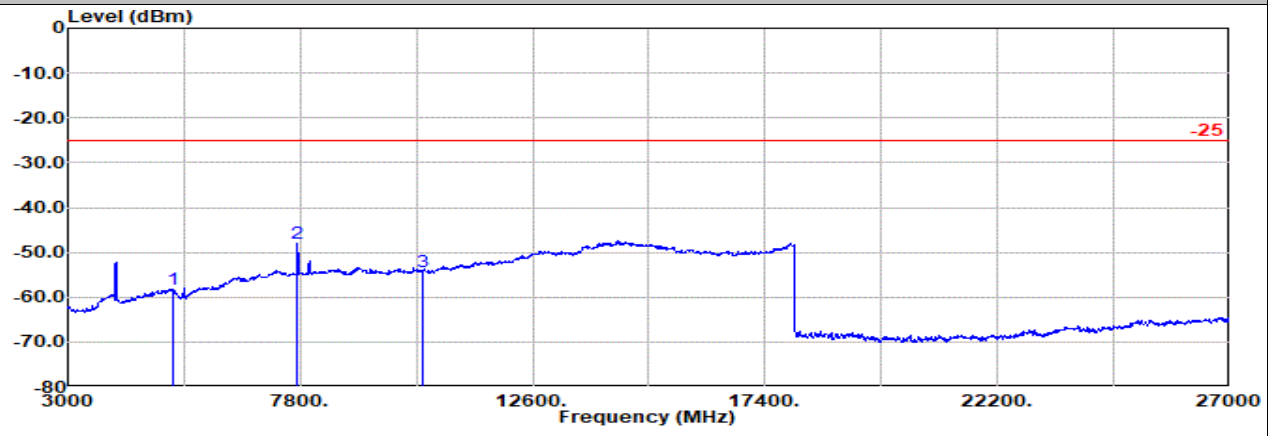

Site : 03CH22-HY
Condition: -25 3m DRH18-E_LE2C04A18EN_240711 Horizontal
: SA n38 40M Ch520000 1RB1 BPSK

	Freq	Level	Detector	Ant Factor	Amp\Cb l	Filter	EIRPCF	Readin g	Limit	Margin	Pol
	MHz	dBm		dB/m	dB	dB	dB	dBuV	dBm	dB	
1	5165.00	-58.27	RMS	32.67	-20.94	0.62	-95.23	24.61	-25.00	-33.27	Horizontal
2	7747.00	-48.09	RMS	36.81	-20.36	0.58	-95.23	30.11	-25.00	-23.09	Horizontal
3	10329.00	-54.19	RMS	37.40	-20.62	0.64	-95.23	23.62	-25.00	-29.19	Horizontal

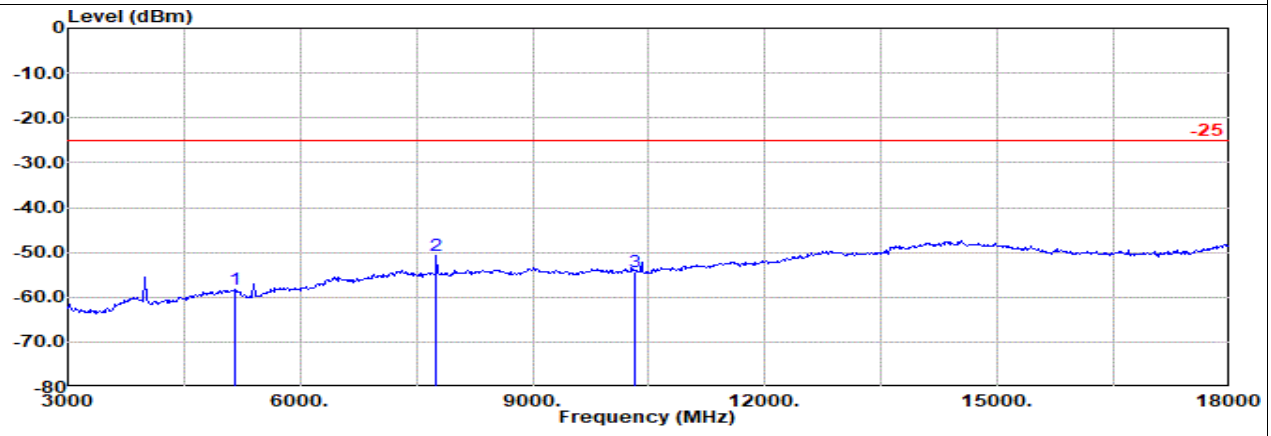

Site : 03CH22-HY
Condition: -25 3m DRH18-E_LE2C04A18EN_240711 Vertical
: SA n38 40M Ch520000 1RB1 BPSK

	Freq	Level	Detector	Ant Factor	Amp\Cb l	Filter	EIRPCF	Readin g	Limit	Margin	Pol
	MHz	dBm		dB/m	dB	dB	dB	dBuV	dBm	dB	
1	5165.00	-58.31	RMS	32.67	-20.94	0.62	-95.23	24.57	-25.00	-33.31	Vertical
2	7747.00	-50.85	RMS	36.81	-20.36	0.58	-95.23	27.35	-25.00	-25.85	Vertical
3	10329.00	-54.30	RMS	37.40	-20.62	0.64	-95.23	23.51	-25.00	-29.30	Vertical

Ant. 0+2

Part 27M Mode 11

NR SA n41 100M Ch509202 1RB1 BPSK

L

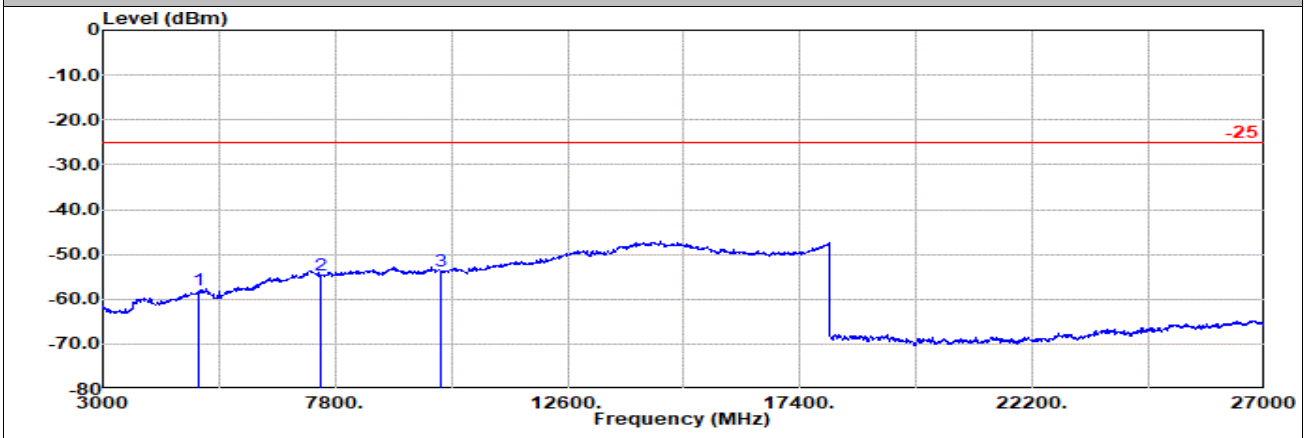

Site : 03CH22-HY
Condition: -25 3m DRH18-E_LE2C04A18EN_240711 Horizontal
: SA n41 100M Ch509202 1RB1 BPSK

	Freq	Level	Detector	Ant Factor	Amp\Cb l	Filter	EIRPCF	Readin g	Limit	Margin	Pol
	MHz	dBm		dB/m	dB	dB	dB	dBuV	dBm	dB	
1	4995.00	-57.83	RMS	32.70	-21.01	0.68	-95.23	25.03	-25.00	-32.83	Horizontal
2	7492.00	-54.64	RMS	37.13	-20.37	0.62	-95.23	23.21	-25.00	-29.64	Horizontal
3	9989.00	-53.64	RMS	37.30	-20.51	0.62	-95.23	24.18	-25.00	-28.64	Horizontal

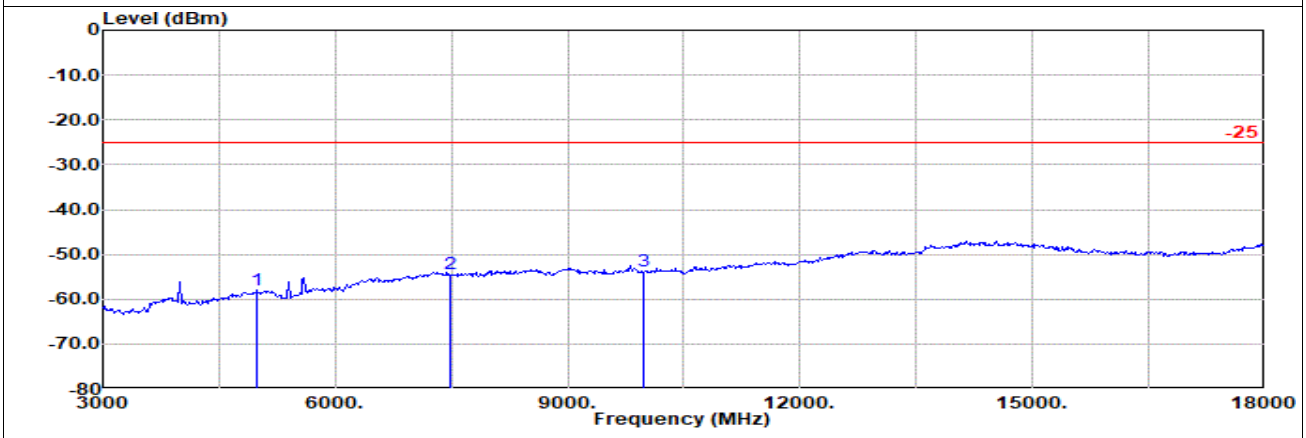

Site : 03CH22-HY
Condition: -25 3m DRH18-E_LE2C04A18EN_240711 Vertical
: SA n41 100M Ch509202 1RB1 BPSK

	Freq	Level	Detector	Ant Factor	Amp\Cb l	Filter	EIRPCF	Readin g	Limit	Margin	Pol
	MHz	dBm		dB/m	dB	dB	dB	dBuV	dBm	dB	
1	4995.00	-57.87	RMS	32.70	-21.01	0.68	-95.23	24.99	-25.00	-32.87	Vertical
2	7492.00	-54.44	RMS	37.13	-20.37	0.62	-95.23	23.41	-25.00	-29.44	Vertical
3	9989.00	-53.70	RMS	37.30	-20.51	0.62	-95.23	24.12	-25.00	-28.70	Vertical

Ant. 0

Part 90R Mode 2

NR SA n14 5M Ch158600 1RB1 BPSK

M

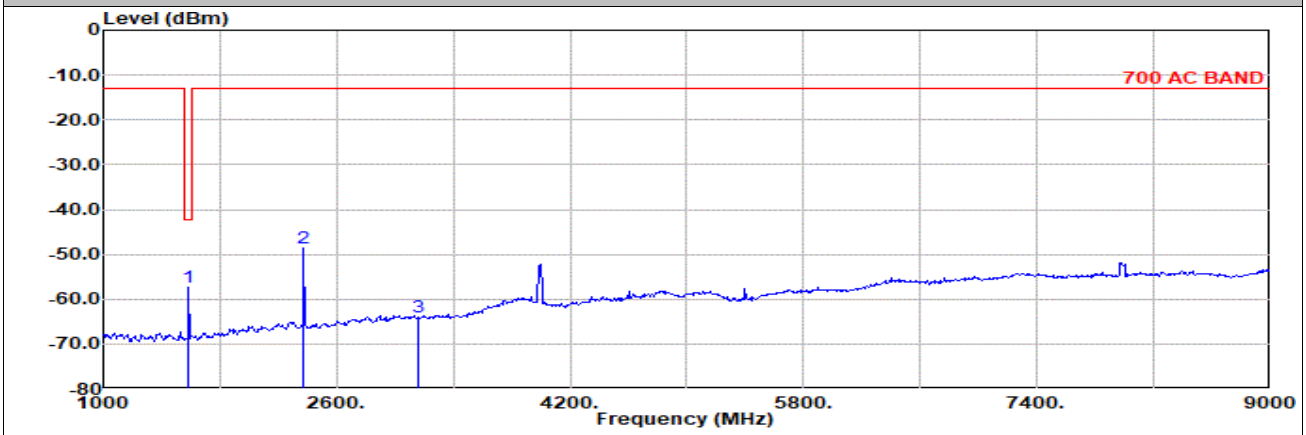

Site : 03CH22-HY
Condition: 700 AC BAND 3m DRH18-E_LE2C04A18EN_240711 Horizontal
: NR SA n14 5M Ch158600 1RB1 BPSK

	Freq	Level	Detector	Ant Factor	Amp\Cb l	Filter	EIRPCF	Readin g	Limit	Margin	Pol
	MHz	dBm		dB/m	dB	dB	dB	dBuV	dBm	dB	
1	1582.00	-57.26	RMS	24.40	-24.97	0.44	-95.23	38.10	-42.15	-15.11	Horizontal
2	2373.00	-48.53	RMS	26.94	-23.85	0.37	-95.23	43.24	-13.00	-35.53	Horizontal
3	3164.00	-64.03	RMS	28.13	-22.82	0.32	-95.23	25.57	-13.00	-51.03	Horizontal

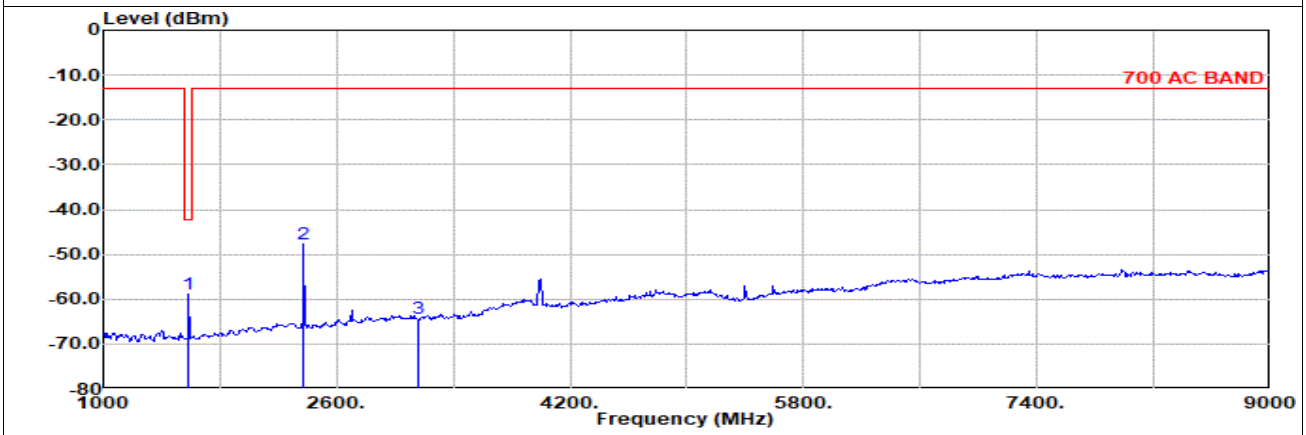

Site : 03CH22-HY
Condition: 700 AC BAND 3m DRH18-E_LE2C04A18EN_240711 Vertical
: NR SA n14 5M Ch158600 1RB1 BPSK

	Freq	Level	Detector	Ant Factor	Amp\Cb l	Filter	EIRPCF	Readin g	Limit	Margin	Pol
	MHz	dBm		dB/m	dB	dB	dB	dBuV	dBm	dB	
1	1582.00	-58.90	RMS	24.40	-24.97	0.44	-95.23	36.46	-42.15	-16.75	Vertical
2	2373.00	-47.69	RMS	26.94	-23.85	0.37	-95.23	44.08	-13.00	-34.69	Vertical
3	3164.00	-64.45	RMS	28.13	-22.82	0.32	-95.23	25.15	-13.00	-51.45	Vertical

Ant. 0

Part 90S Mode 2
NR SA n26 10M Ch163800 1RB1 BPSK
M

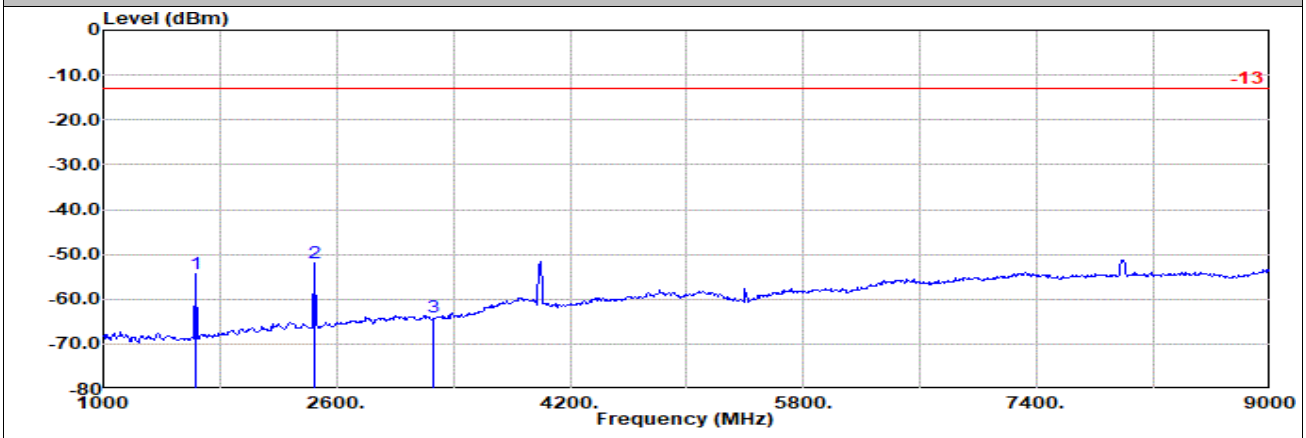

Site : 03CH22-HY
Condition: -13 3m DRH18-E_LE2C04A18EN_240711 Horizontal
: NR SA n26 5M Ch163800 1RB1 BPSK

	Freq	Level	Detector	Ant Factor	Amp\Cbl	Filter	EIRPCF	Reading	Limit	Margin	Pol
	MHz	dBm		dB/m	dB	dB	dB	dBuV	dBm	dB	
1	1630.00	-54.40	RMS	24.60	-24.90	0.47	-95.23	40.66	-13.00	-41.40	Horizontal
2	2444.00	-51.85	RMS	26.74	-23.77	0.33	-95.23	40.08	-13.00	-38.85	Horizontal
3	3259.00	-64.15	RMS	28.22	-22.78	0.29	-95.23	25.35	-13.00	-51.15	Horizontal

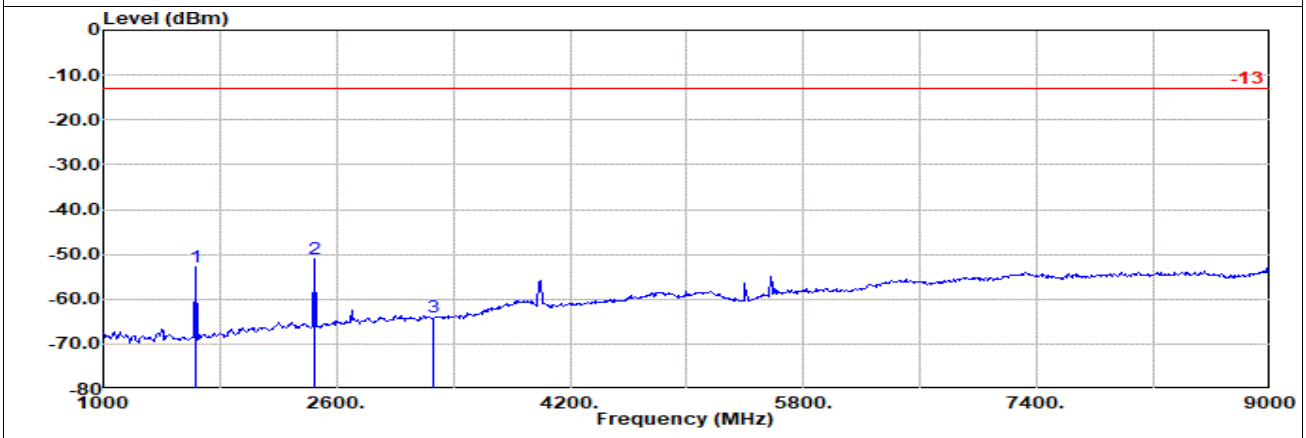

Site : 03CH22-HY
Condition: -13 3m DRH18-E_LE2C04A18EN_240711 Vertical
: NR SA n26 5M Ch163800 1RB1 BPSK

	Freq	Level	Detector	Ant Factor	Amp\Cbl	Filter	EIRPCF	Reading	Limit	Margin	Pol
	MHz	dBm		dB/m	dB	dB	dB	dBuV	dBm	dB	
1	1630.00	-52.93	RMS	24.60	-24.90	0.47	-95.23	42.13	-13.00	-39.93	Vertical
2	2444.00	-50.95	RMS	26.74	-23.77	0.33	-95.23	40.98	-13.00	-37.95	Vertical
3	3259.00	-63.85	RMS	28.22	-22.78	0.29	-95.23	25.65	-13.00	-50.85	Vertical

Ant. 0

Part 27D Mode 2
NR SA n30 5M Ch462500 1RB1 BPSK
H

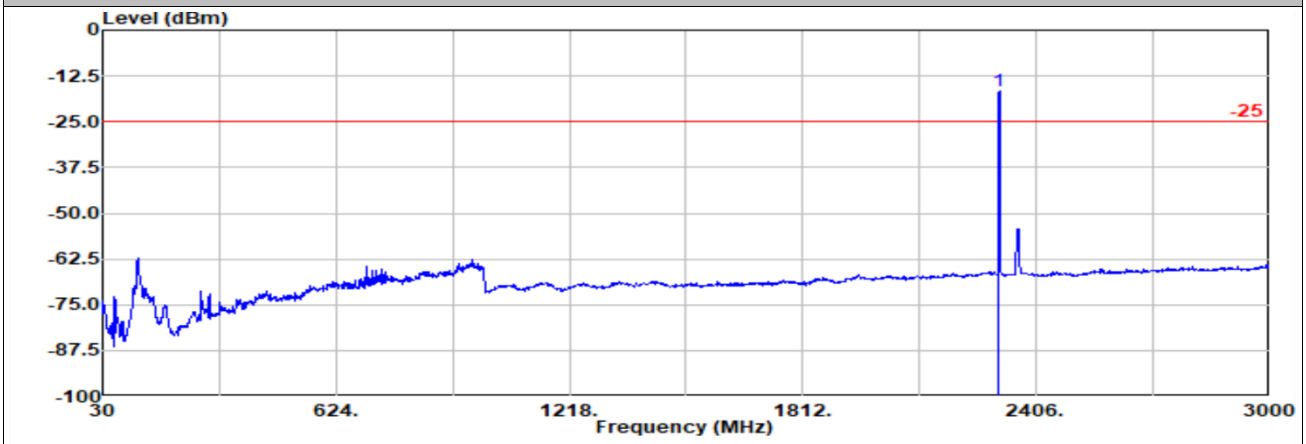


```
Site      : 03CH22-HY
Condition: -25 3m DRH18-E_LE2C04A18EN_240711 Horizontal
          : SA n30 5M Ch462500 1RB1 BPSK
          : #1 is fundamental signal which can be ignored.
```

	Freq	Level	Detector	Ant Factor	Amp\Cb l	Filter	EIRPCF	Readin g	Limit	Margin	Pol
	MHz	dBm		dB/m	dB	dB	dB	dBuV	dBm	dB	
1	2310.00	-16.56	RMS	27.00	-23.93	0.00	-95.23	75.60	-25.00	8.44	Horizontal

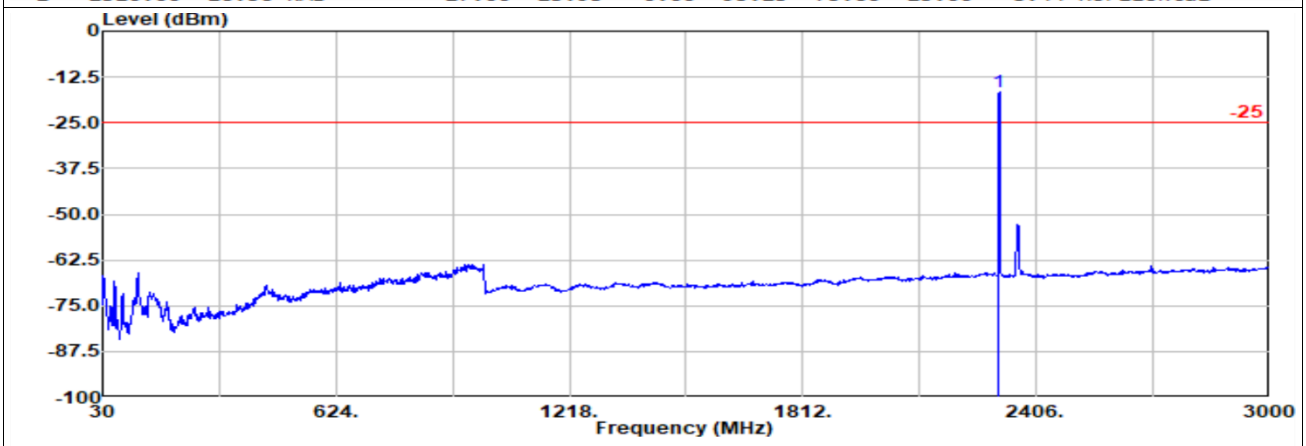


```
Site      : 03CH22-HY
Condition: -25 3m DRH18-E_LE2C04A18EN_240711 Vertical
          : SA n30 5M Ch462500 1RB1 BPSK
          : #1 is fundamental signal which can be ignored.
```

	Freq	Level	Detector	Ant Factor	Amp\Cb l	Filter	EIRPCF	Readin g	Limit	Margin	Pol
	MHz	dBm		dB/m	dB	dB	dB	dBuV	dBm	dB	
1	2310.00	-16.73	RMS	27.00	-23.93	0.00	-95.23	75.43	-25.00	8.27	Vertical

Remark: #1 is fundamental signal which can be ignored.