Mode	41	
	Harmonic	
	U-NII-7_6.525-6.875_802.11ax HE80_CH151_Full RU_6705MHz	
ANT	1+2	
Pol.	Horizontal	Vertical
Peak Avg	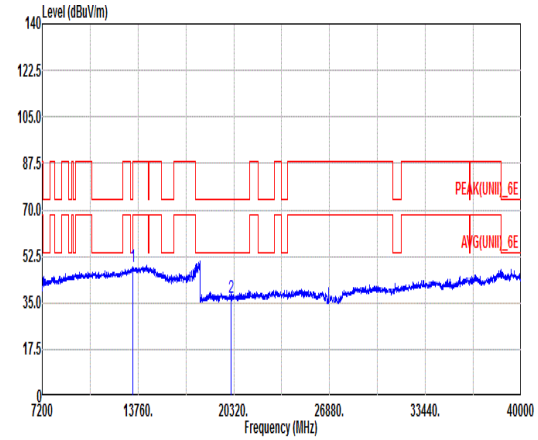 Site : 03CH15-HY Condition: PEAK(UNII)_6E 1m BBHA9170576 HORIZONTAL Freq Level Limit Line Margin Read Level Ant Factor Cable Loss Preamp Factor Aux Factor APos TPos Remark MHz dBuV/m dBuV/m dB dBuV dB/m dB dB dB cm deg 1 13410.00 48.35 74.00 -25.65 51.20 40.51 13.67 57.98 0.95 -- -- Peak 2 20115.00 36.72 74.00 -37.28 56.98 38.13 6.15 55.00 -9.54 -- -- Peak	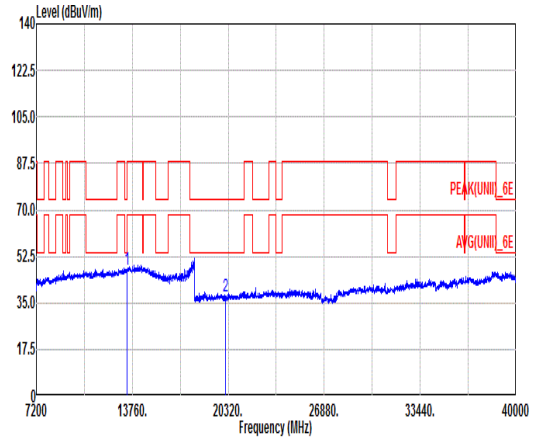 Site : 03CH15-HY Condition: PEAK(UNII)_6E 1m BBHA9170576 VERTICAL Freq Level Limit Line Margin Read Level Ant Factor Cable Loss Preamp Factor Aux Factor APos TPos Remark MHz dBuV/m dBuV/m dB dBuV dB/m dB dB dB cm deg 1 13410.00 47.56 74.00 -26.44 50.41 40.51 13.67 57.98 0.95 -- -- Peak 2 20115.00 37.74 74.00 -36.26 58.00 38.13 6.15 55.00 -9.54 -- -- Peak

Mode	41	
	Harmonic	
	U-NII-7_6.525-6.875_802.11ax HE80_CH151_Full RU_6705MHz	
ANT	1+2	
Pol.	Horizontal	Vertical
14.47G ~14.5G Avg	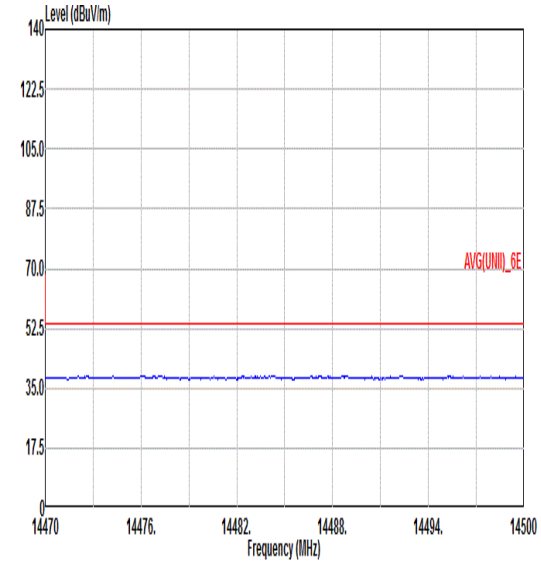 Site : 03CH15-HY Condition: AVG(UNII)_6E 3m BBHA 9120 D_9120D-02038 HORIZONTAL	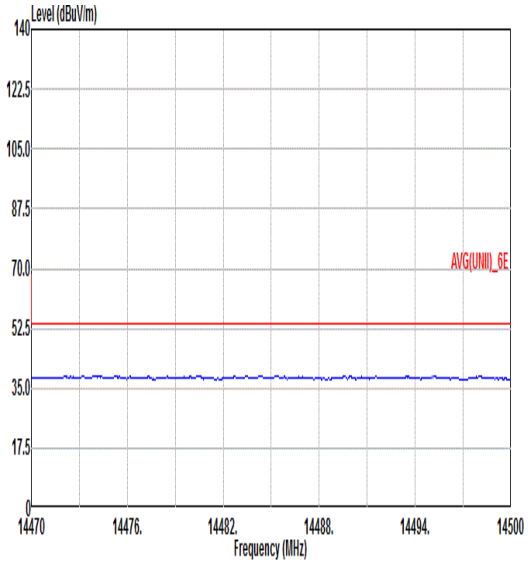 Site : 03CH15-HY Condition: AVG(UNII)_6E 3m BBHA 9120 D_9120D-02038 VERTICAL
17G ~18G Avg	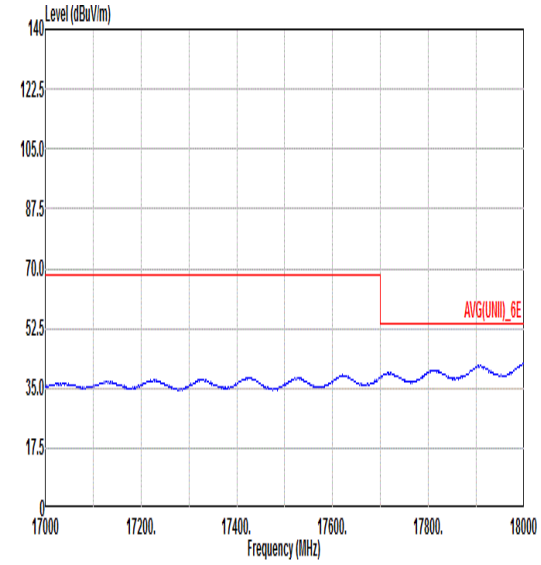 Site : 03CH15-HY Condition: AVG(UNII)_6E 3m BBHA 9120 D_9120D-02038 HORIZONTAL	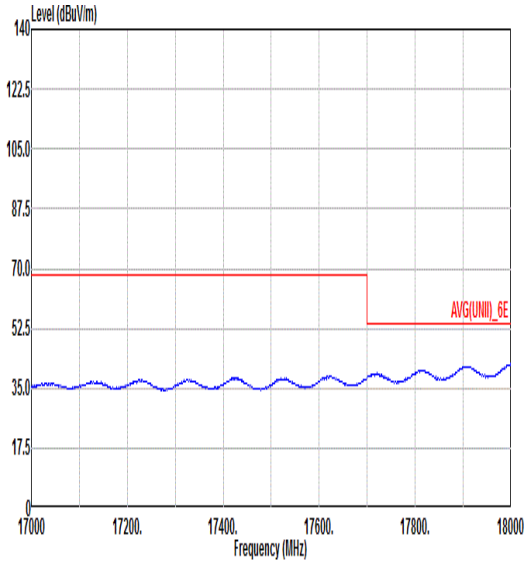 Site : 03CH15-HY Condition: AVG(UNII)_6E 3m BBHA 9120 D_9120D-02038 VERTICAL

Mode	42	
	Harmonic	
	U-NII-7_6.525-6.875_802.11ax HE80_CH167_Full RU_6785MHz	
ANT	1+2	
Pol.	Horizontal	Vertical
Peak Avg	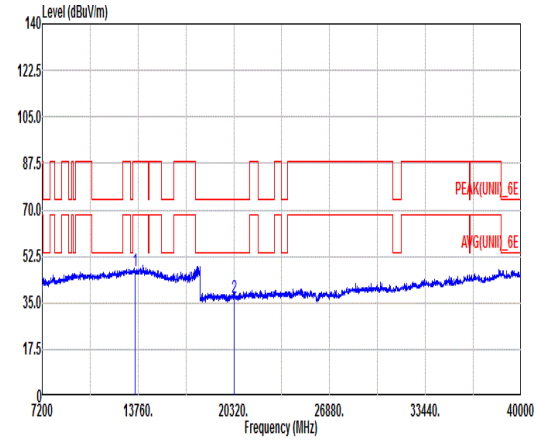 Site : 03CH15-HY Condition: PEAK(UNII)_6E 3m BBHA 9120 D_9120D-02294 HORIZONTAL Freq Level Limit Line Margin Read Level Ant Factor Cable Loss Preamp Factor Aux Factor APos TPos Remark MHz dBuV/m dBuV/m dB dBuV dB/m dB dB dB cm deg 1 13570.00 47.13 88.20 -41.07 50.23 40.13 13.80 58.02 0.99 -- -- PEAK 2 20355.00 36.93 74.00 -37.07 57.25 37.99 6.23 55.00 -9.54 -- -- Peak	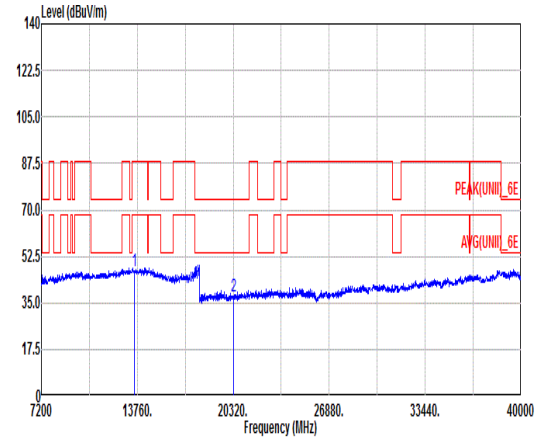 Site : 03CH15-HY Condition: PEAK(UNII)_6E 3m BBHA 9120 D_9120D-02294 VERTICAL Freq Level Limit Line Margin Read Level Ant Factor Cable Loss Preamp Factor Aux Factor APos TPos Remark MHz dBuV/m dBuV/m dB dBuV dB/m dB dB dB cm deg 1 13570.00 47.25 88.20 -40.95 50.35 40.13 13.80 58.02 0.99 -- -- PEAK 2 20355.00 37.35 74.00 -36.65 57.67 37.99 6.23 55.00 -9.54 -- -- Peak

Mode	42	
	Harmonic	
	U-NII-7_6.525-6.875_802.11ax HE80_CH167_Full RU_6785MHz	
ANT	1+2	
Pol.	Horizontal	Vertical
14.47G ~14.5G Avg	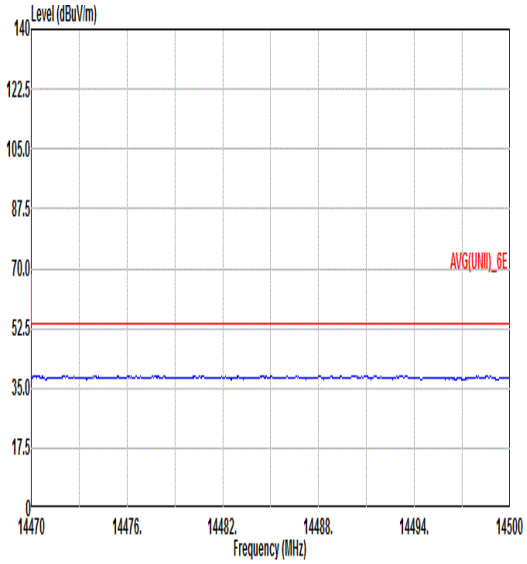 Site : 03CH15-HY Condition: AVG(UNII)_6E 3m BBHA 9120 D_9120D-02038 HORIZONTAL	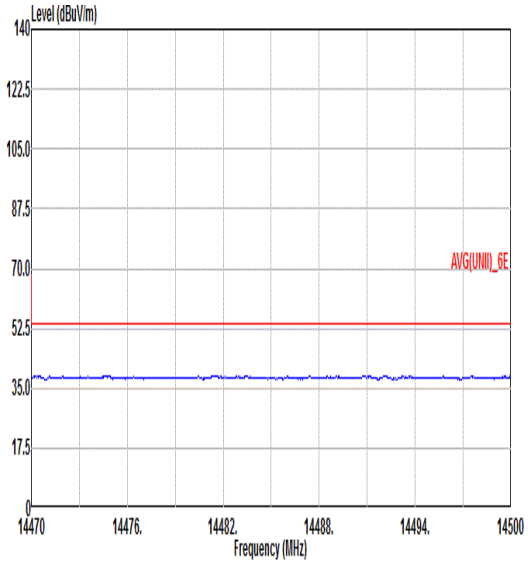 Site : 03CH15-HY Condition: AVG(UNII)_6E 3m BBHA 9120 D_9120D-02038 VERTICAL
17G ~18G Avg	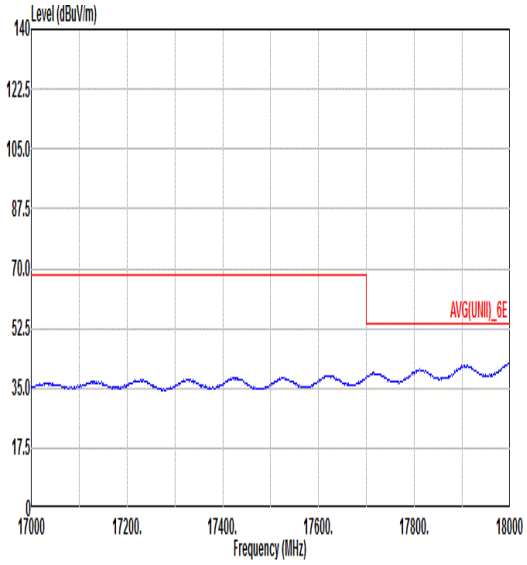 Site : 03CH15-HY Condition: AVG(UNII)_6E 3m BBHA 9120 D_9120D-02038 HORIZONTAL	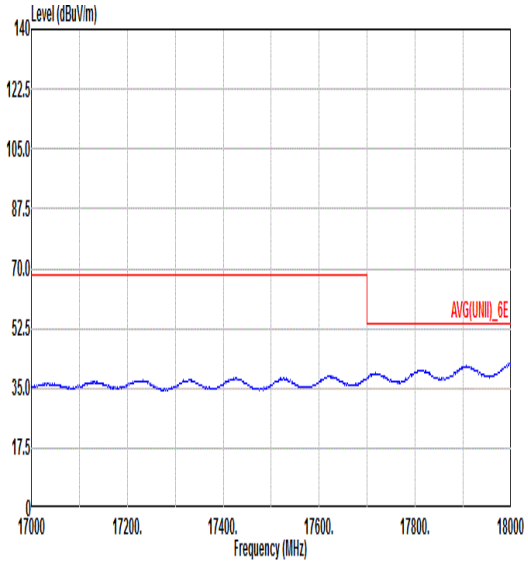 Site : 03CH15-HY Condition: AVG(UNII)_6E 3m BBHA 9120 D_9120D-02038 VERTICAL

Mode	43	
	Harmonic	
	U-NII-7_6.525-6.875_802.11ax HE160_CH143_Full RU_6665MHz	
ANT	1+2	
Pol.	Horizontal	Vertical
Peak Avg	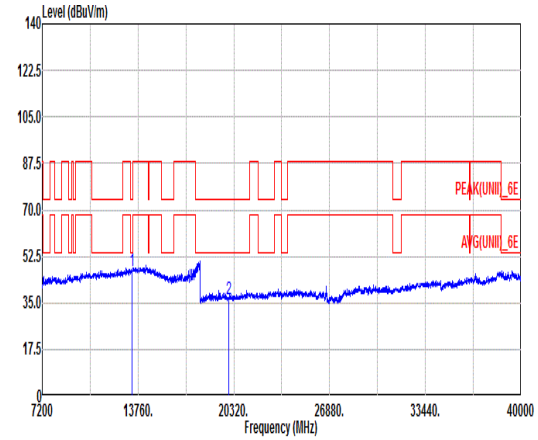 Site : 03CH15-HY Condition: PEAK(UNII)_6E 1m BBHA9170576 HORIZONTAL Freq Level Limit Line Margin Read Level Ant Factor Cable Loss Preamp Factor Aux Factor APos TPos Remark MHz dBuV/m dBuV/m dB dBuV dB/m dB dB dB cm deg 1 13330.00 47.15 74.00 -26.85 50.36 40.20 13.60 57.94 0.93 -- -- Peak 2 19995.00 36.24 74.00 -37.76 56.47 38.20 6.11 55.00 -9.54 -- -- Peak	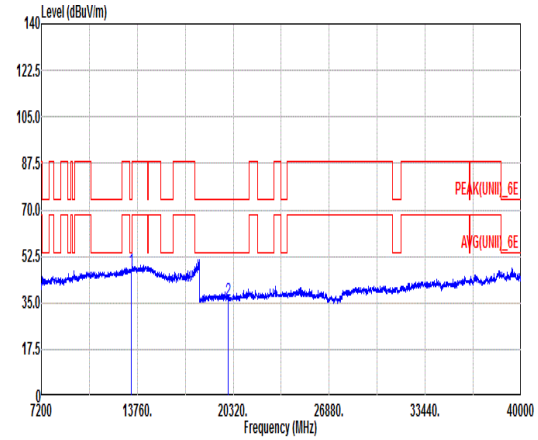 Site : 03CH15-HY Condition: PEAK(UNII)_6E 1m BBHA9170576 VERTICAL Freq Level Limit Line Margin Read Level Ant Factor Cable Loss Preamp Factor Aux Factor APos TPos Remark MHz dBuV/m dBuV/m dB dBuV dB/m dB dB dB cm deg 1 13330.00 46.88 74.00 -27.12 50.09 40.20 13.60 57.94 0.93 -- -- Peak 2 19995.00 35.80 74.00 -38.20 56.03 38.20 6.11 55.00 -9.54 -- -- Peak

Mode	43	
	Harmonic	
	U-NII-7_6.525-6.875_802.11ax HE160_CH143_Full RU_6665MHz	
ANT	1+2	
Pol.	Horizontal	Vertical
14.47G ~14.5G Avg	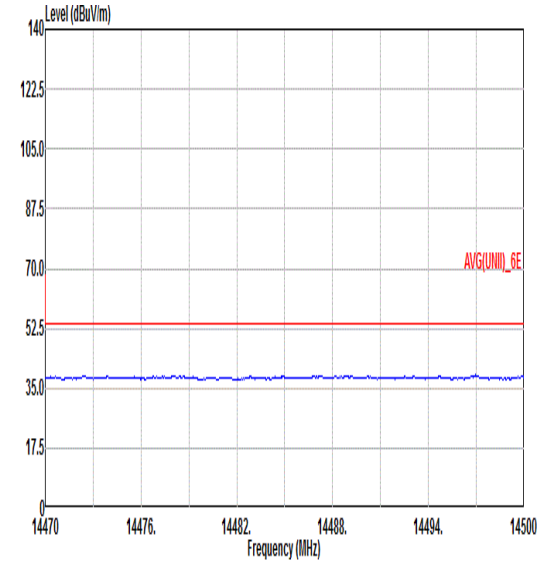 Site : 03CH15-HY Condition: AVG(UNII)_6E 3m BBHA 9120 D_9120D-02038 HORIZONTAL	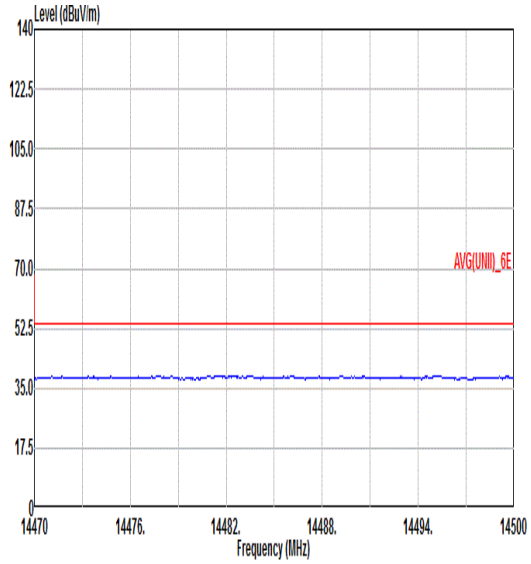 Site : 03CH15-HY Condition: AVG(UNII)_6E 3m BBHA 9120 D_9120D-02038 VERTICAL
17G ~18G Avg	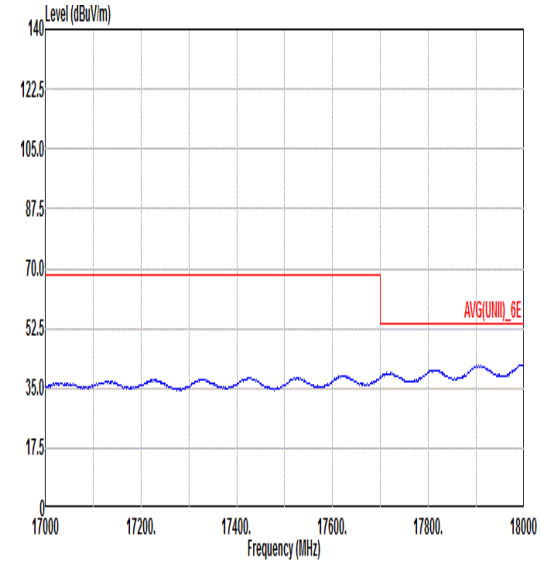 Site : 03CH15-HY Condition: AVG(UNII)_6E 3m BBHA 9120 D_9120D-02038 HORIZONTAL	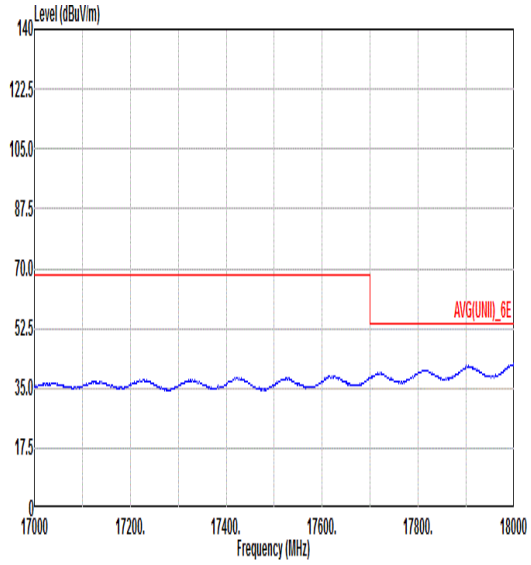 Site : 03CH15-HY Condition: AVG(UNII)_6E 3m BBHA 9120 D_9120D-02038 VERTICAL

Appendix D. Duty Cycle Plots

Antenna	Band	Duty Cycle(%)	T(us)	1/T(kHz)	VBW Setting
1+2	802.11a	99.29	-	-	10Hz
1+2	6GHz 802.11ax HE20 Full RU	99.71	-	-	10Hz
1+2	6GHz 802.11ax HE20 106 RU	85.45	4580	0.22	240Hz
1+2	6GHz 802.11ax HE40 Full RU	99.44	-	-	10Hz
1+2	6GHz 802.11ax HE40 242 RU	99.32	-	-	10Hz
1+2	6GHz 802.11ax HE80 Full RU	99.10	-	-	10Hz
1+2	6GHz 802.11ax HE80 484 RU	99.38	-	-	10Hz
1+2	6GHz 802.11ax HE160 Full RU	95.92	376	2.66	2.7kHz
1+2	6GHz 802.11ax HE160 996 RU	97.80	710	1.41	1.5kHz

MIMO <Ant. 1+2>

802.11a

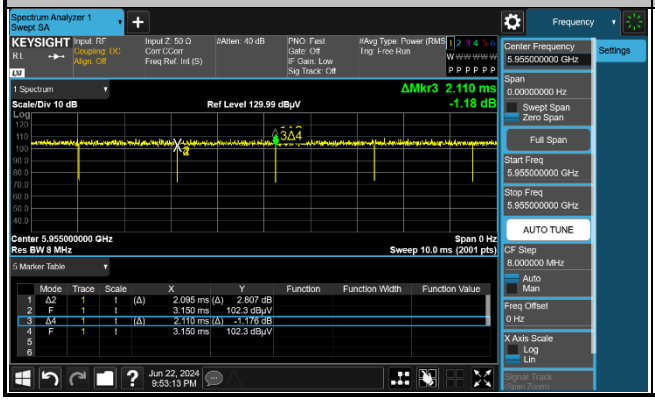

6GHz 802.11ax HE20 Full RU

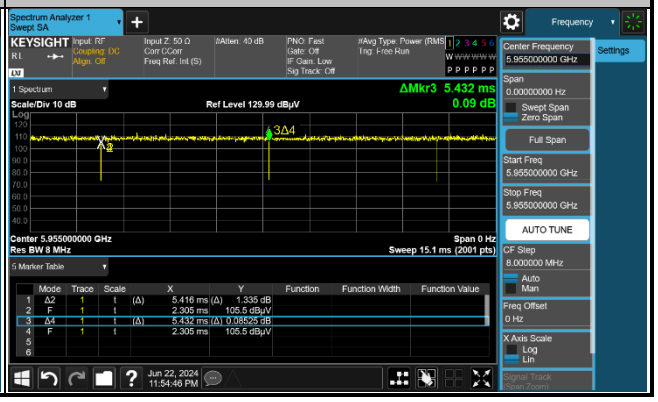

6GHz 802.11ax HE20 106 RU

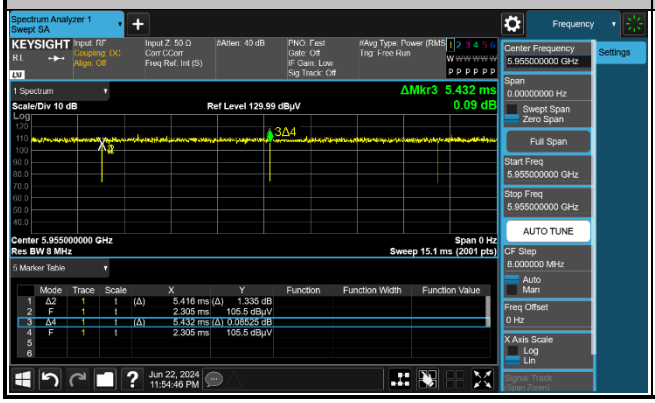

6GHz 802.11ax HE40 Full RU

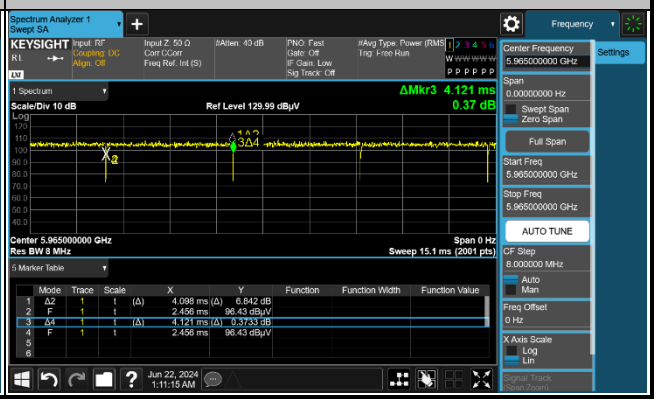

6GHz 802.11ax HE40 242 RU

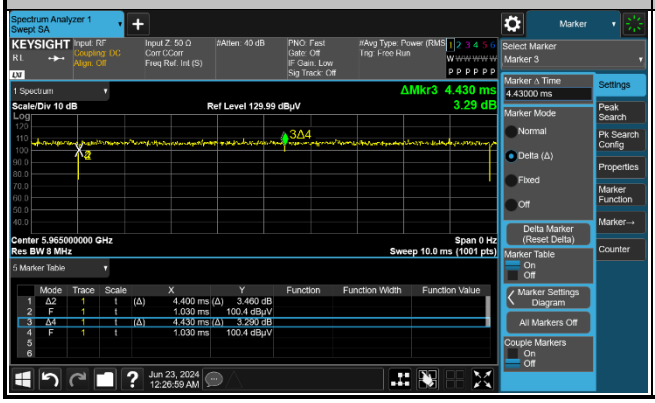

6GHz 802.11ax HE80 Full RU

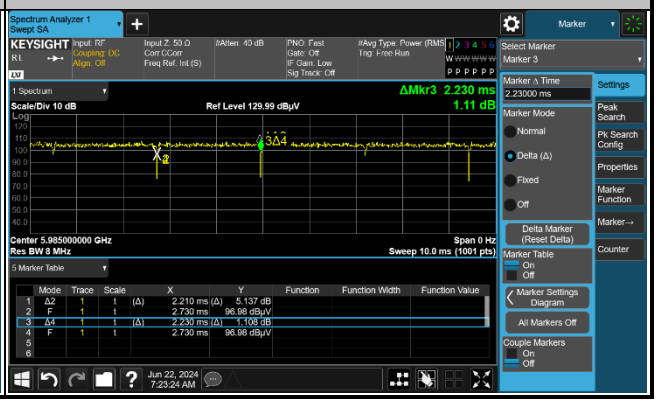

6GHz 802.11ax HE80 484 RU

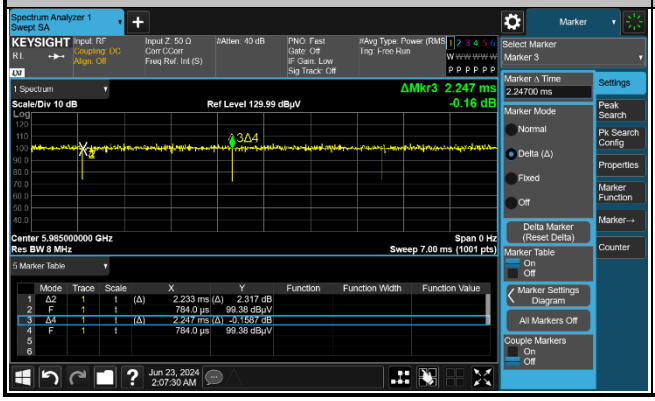

6GHz 802.11ax HE160 Full RU

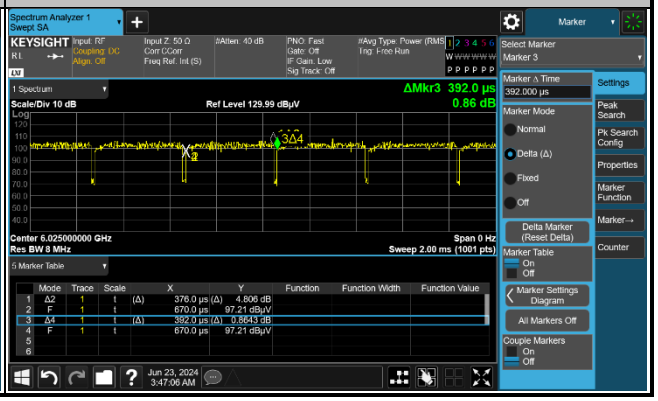

6GHz 802.11ax HE160 996 RU

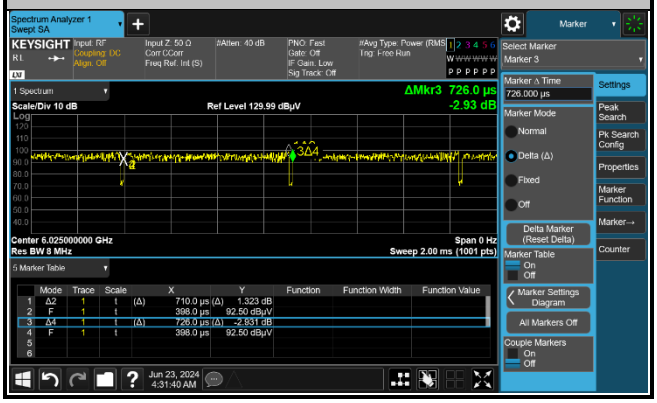

Appendix F. Spot Check Evaluation on KC50E22

Conducted power test and radiated spurious emission test configurations were selected from the worst cases identified in the parent model and tested to demonstrate the test data from original model remains representative for the variant model.

The deviation between the spot check and the referenced values is within 3dB, therefore data referencing is justified according to the guidance in the ECR inquiry

Mode	Test Item	UZ7KC50A22 Reference Worst mode Test Result	UZ7KC50E22 Variant Check Test Result	Deviation	Limit (dB)
Bluetooth	Number of Channels	79	79	0	Within the authorized block
	Hopping Channel Separation	1.003	1.007	0.004	Within the authorized block
	Dwell Time of Each Channel	0.31	0.31	0	Within the authorized block
	20dB Bandwidth	0.893	0.891	0.002	Within the authorized frequency block
	99% Bandwidth	0.827	0.827	0	Within the authorized frequency block
	Conducted Band Edges	-41.22	-41.73	0.51	Deviation (ddB) < 3 dB
	Conducted Spurious Emission	-31.93	-32.30	0.37	Deviation (ddB) < 3 dB
	Peak Output Power	5.40	6.20	0.8	Deviation (ddB) < 3 dB
	Radiated Band Edges and Radiated Spurious Emission	42.16	39.94	2.22	Deviation (ddB) < 3 dB
	AC Conducted Emission	42.98	40.01	2.97	Deviation (ddB) < 3 dB
Bluetooth-LE	6dB Bandwidth	0.674	0.668	0.006	Within the authorized frequency block
	99% Bandwidth	1.019	1.019	0	Within the authorized frequency block
	Power Spectral Density	-9.55	-10.09	0.54	Deviation (ddB) < 3 dB
	Conducted Band Edges	-41.10	-42.38	1.28	Deviation (ddB) < 3 dB
	Conducted Spurious Emission	-31.69	-32.23	0.54	Deviation (ddB) < 3 dB
	Power Output Measurement	4.80	4.60	0.2	Deviation (ddB) < 3 dB
	Radiated Band Edges and Spurious Emission	42.35	39.81	2.54	Deviation (ddB) < 3 dB
	AC Conducted Emission	42.98	40.01	2.97	Deviation (ddB) < 3 dB
WIFI 2.4G	6dB Bandwidth	8.06	8.08	0.02	Within the authorized frequency block
	99% Bandwidth	13.04	13.09	0.05	Within the authorized frequency block
	Power Spectral Density	3.70	3.78	0.08	Deviation (ddB) < 3 dB
	Conducted Band Edges	-36.65	-36.24	0.41	Deviation (ddB) < 3 dB
	Conducted Spurious Emission	-42.84	-41.89	0.95	Deviation (ddB) < 3 dB
	Output Power	26.46	26.36	0.1	Deviation (ddB) < 3 dB
	Radiated Band Edges and Spurious Emission	52.24	51.35	0.89	Deviation (ddB) < 3 dB
	AC Conducted Emission	42.98	40.01	2.97	Deviation (ddB) < 3 dB

Mode	Test Item	UZ7KC50A22 Reference Worst mode Test Result	UZ7KC50E22 Variant Check Test Result	Deviation	Limit (dB)
WIFI 5G	26dB Bandwidth	165.98	165.94	0.04	Within the authorized frequency block
	99% Bandwidth	156.32	156.56	0.24	Within the authorized frequency block
	Power Spectral Density	10.52	10.38	0.14	Deviation (ddB) < 3 dB
	Maximum Conducted Output Power	23.58	23.48	0.1	Deviation (ddB) < 3 dB
	Unwanted Emissions	66.96	64.84	2.12	Deviation (ddB) < 3 dB
	AC Conducted Emission	41.81	40.50	1.31	Deviation (ddB) < 3 dB
WIFI 6G	26dB Emission Bandwidth	165.84	166.56	0.72	Within the authorized frequency block
	99% Occupied Bandwidth	156.80	157.76	0.96	Within the authorized frequency block
	Contention Based Protocol	-66.35	-68.65	2.3	Within the authorized block
	Fundamental Maximum EIRP	26.54	25.96	0.58	Deviation (ddB) < 3 dB
	Fundamental Power Spectral Density	16.81	16.71	0.1	Deviation (ddB) < 3 dB
	In-Band Emissions (Channel Mask)	-42.43	-41.04	1.39	Deviation (ddB) < 3 dB
	Unwanted Emissions	67.14	66.93	0.21	Deviation (ddB) < 3 dB
	AC Conducted Emission	41.15	40.16	0.99	Deviation (ddB) < 3 dB

CBP test results on UZ7KC50E22: presented in Page G3 – G23

Band	Channel Freq. (MHz)	Channel BW (MHz)	Incumbent freq. (MHz)	Injected AWGN Level (dBm)	Detection Rate (%)	Regulated Threshold level (dBm)	Adjusted Power (dBm)	Margin (dB)
UNII Band 5	6135	20	6135	-70.07	100	-62	-73.50	11.50
					Result: Stop Transmission			
				-77.07	< 90	-62	-80.50	18.50
					Result: Minimal Operation			
				-78.07	0	-62	-81.50	19.50
					Result: Normal Operation			
	6185	160	6110	-66.26	100	-62	-69.69	7.69
					Result: Stop Transmission			
				-69.26	< 90	-62	-72.69	10.69
					Result: Minimal Operation			
				-70.26	0	-62	-73.69	11.69
					Result: Normal Operation			
			6185	-61.26	100	-62	-64.69	2.69
					Result: Stop Transmission			
				-63.26	< 90	-62	-66.69	4.69
					Result: Minimal Operation			
				-64.26	0	-62	-67.69	5.69
					Result: Normal Operation			
			6260	-66.07	100	-62	-69.50	7.50
					Result: Stop Transmission			
				-68.07	< 90	-62	-71.50	9.50
					Result: Minimal Operation			
				-69.07	0	-62	-72.50	10.50
					Result: Normal Operation			

Note 1: Adjusted Power = Injected AWGN Level - minimum antenna gain (3.43 dBi).

Note 2: The antenna gain has included the path loss between RF connector and antenna.

Note 3: Margin = Regulated Threshold level - Adjusted Power.

Band	Channel Freq. (MHz)	Channel BW (MHz)	Incumbent freq. (MHz)	Injected AWGN Level (dBm)	Detection Rate (%)	Regulated Threshold level (dBm)	Adjusted Power (dBm)	Margin (dB)
UNII Band 6	6455	20	6455	-70.83	100	-62	-74.32	12.32
					Result: Stop Transmission			
				-74.83	< 90	-62	-78.32	16.32
					Result: Minimal Operation			
				-75.83	0	-62	-79.32	17.32
					Result: Normal Operation			
	6505	160	6430	-63.95	100	-62	-67.44	5.44
					Result: Stop Transmission			
				-68.95	< 90	-62	-72.44	10.44
					Result: Minimal Operation			
				-69.95	0	-62	-73.44	11.44
					Result: Normal Operation			
			6505	-60.86	100	-62	-64.35	2.35
					Result: Stop Transmission			
				-62.86	< 90	-62	-66.35	4.35
					Result: Minimal Operation			
				-63.86	0	-62	-67.35	5.35
					Result: Normal Operation			
			6580	-64.75	100	-62	-68.24	6.24
					Result: Stop Transmission			
				-68.75	< 90	-62	-72.24	10.24
					Result: Minimal Operation			
				-69.75	0	-62	-73.24	11.24
					Result: Normal Operation			

Note 1: Adjusted Power = Injected AWGN Level - minimum antenna gain (3.49 dBi).

Note 2: The antenna gain has included the path loss between RF connector and antenna.

Note 3: Margin = Regulated Threshold level - Adjusted Power.

Band	Channel Freq. (MHz)	Channel BW (MHz)	Incumbent freq. (MHz)	Injected AWGN Level (dBm)	Detection Rate (%)	Regulated Threshold level (dBm)	Adjusted Power (dBm)	Margin (dB)
UNII Band 7	6695	20	6695	-71.01	100	-62	-74.50	12.50
					Result: Stop Transmission			
				-75.01	< 90	-62	-78.50	16.50
					Result: Minimal Operation			
				-76.01	0	-62	-79.50	17.50
					Result: Normal Operation			
	6665	160	6590	-67.73	100	-62	-71.22	9.22
					Result: Stop Transmission			
				-70.73	< 90	-62	-74.22	12.22
					Result: Minimal Operation			
				-71.73	0	-62	-75.22	13.22
					Result: Normal Operation			
			6665	-63.84	100	-62	-67.33	5.33
					Result: Stop Transmission			
				-65.84	< 90	-62	-69.33	7.33
					Result: Minimal Operation			
				-66.84	0	-62	-70.33	8.33
					Result: Normal Operation			
			6740	-66.95	100	-62	-70.44	8.44
					Result: Stop Transmission			
				-70.95	< 90	-62	-74.44	12.44
					Result: Minimal Operation			
				-71.95	0	-62	-75.44	13.44
					Result: Normal Operation			

Note 1: Adjusted Power = Injected AWGN Level - minimum antenna gain (3.49 dBi).

Note 2: The antenna gain has included the path loss between RF connector and antenna.

Note 3: Margin = Regulated Threshold level - Adjusted Power.

Band	Channel Freq. (MHz)	Channel BW (MHz)	Incumbent freq. (MHz)	Injected AWGN Level (dBm)	Detection Rate (%)	Regulated Threshold level (dBm)	Adjusted Power (dBm)	Margin (dB)
UNII Band 8	7015	20	7015	-67.53	100	-62	-71.14	9.14
					Result: Stop Transmission			
				-72.53	< 90	-62	-76.14	14.14
					Result: Minimal Operation			
				-73.53	0	-62	-77.14	15.14
					Result: Normal Operation			
	6985	160	6910	-64.78	100	-62	-68.39	6.39
					Result: Stop Transmission			
				-67.78	< 90	-62	-71.39	9.39
					Result: Minimal Operation			
				-68.78	0	-62	-72.39	10.39
					Result: Normal Operation			
			6985	-59.65	100	-62	-63.26	1.26
					Result: Stop Transmission			
				-61.65	< 90	-62	-65.26	3.26
					Result: Minimal Operation			
				-62.65	0	-62	-66.26	4.26
					Result: Normal Operation			
			7060	-64.53	100	-62	-68.14	6.14
					Result: Stop Transmission			
				-67.53	< 90	-62	-71.14	9.14
					Result: Minimal Operation			
				-68.53	0	-62	-72.14	10.14
					Result: Normal Operation			

Note 1: Adjusted Power = Injected AWGN Level - minimum antenna gain (3.84 dBi).

Note 2: The antenna gain has included the path loss between RF connector and antenna.

Note 3: Margin = Regulated Threshold level - Adjusted Power.

Test Plots of Contention Based Protocol Test

Contention Based Protocol Result Plots on U-NII 5 (AWGN Interference)	
802.11ax (HE20) / 6135MHz Threshold Level (TL) = -70.07dBm	802.11ax (HE20) / CH37 Test result is pass due to no transmission occur.
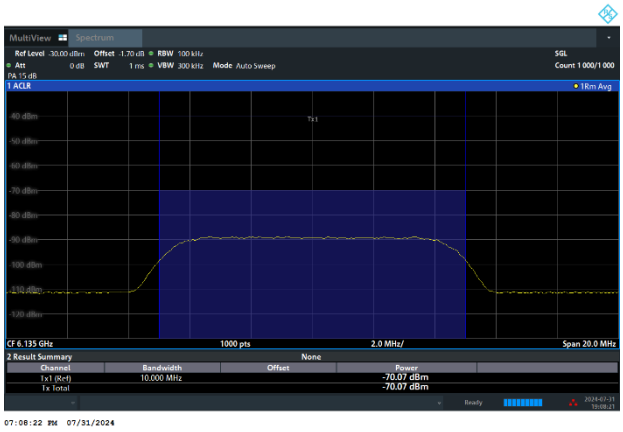	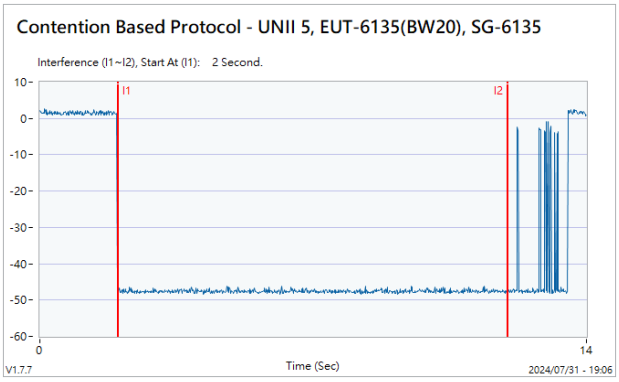
802.11ax (HE20) / 6135MHz Threshold Level (TL) = -71.08dBm	802.11ax (HE20) / CH37 Transmit when the interferer is 1dB lower.
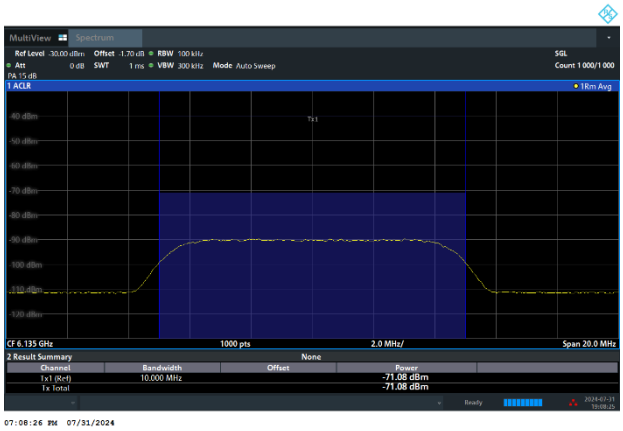	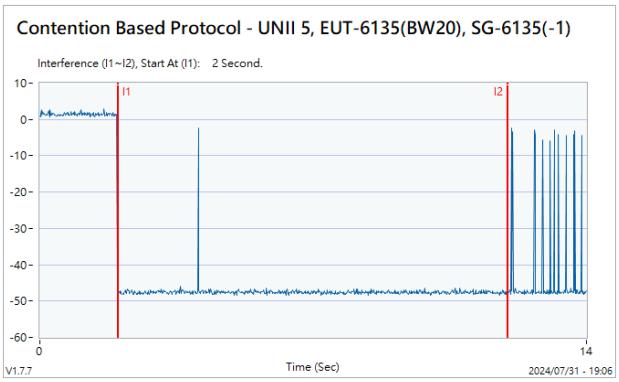

Contention Based Protocol Result Plots on U-NII 5 (AWGN Interference)	
802.11ax (HE160) / 6110MHz (Lower edge) Threshold Level (TL) = -66.26dBm	802.11ax (HE160) / CH47 (Lower edge) Test result is pass due to no transmission occur.
	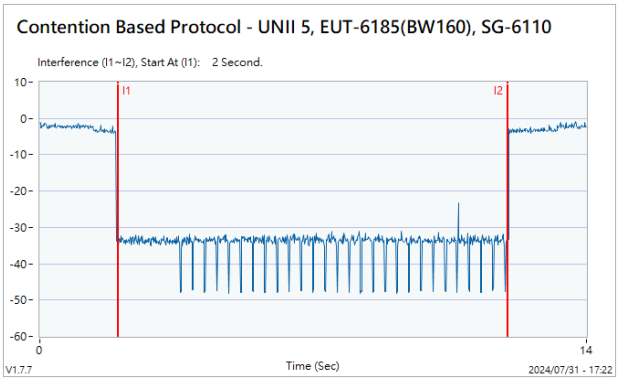
802.11ax (HE160) / 6110MHz (Lower edge) Threshold Level (TL) = -67.26dBm	802.11ax (HE160) / CH47 (Lower edge) Transmit when the interferer is 1dB lower.
	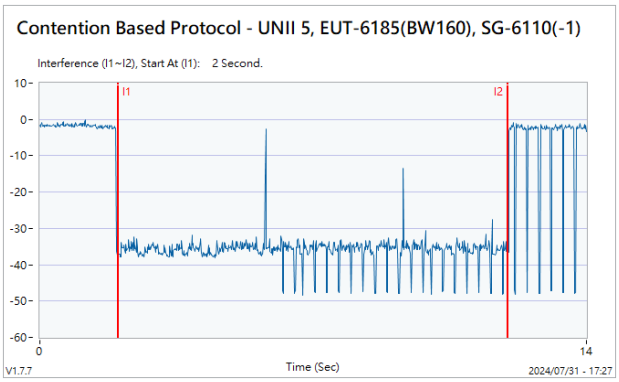

Contention Based Protocol Result Plots on U-NII 5 (AWGN Interference)	
802.11ax (HE160) / 6185MHz (Middle) Threshold Level (TL) = -61.26dBm	802.11ax (HE160) / CH47 (Middle) Test result is pass due to no transmission occur.
	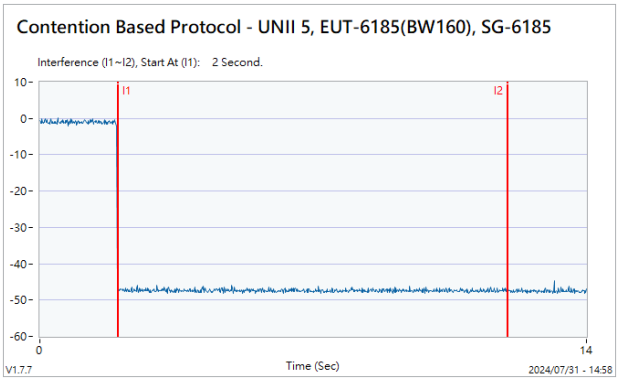
802.11ax (HE160) / 6185MHz (Middle) Threshold Level (TL) = -62.25dBm	802.11ax (HE160) / CH47 (Middle) Transmit when the interferer is 1dB lower.
	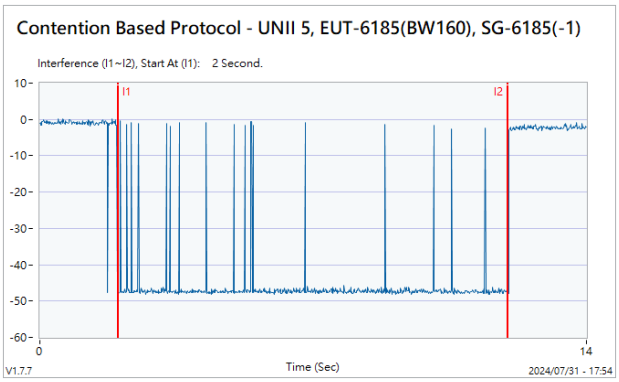

Contention Based Protocol Result Plots on U-NII 5 (AWGN Interference)	
802.11ax (HE160) / 6260MHz (Upper edge) Threshold Level (TL) = -66.07dBm	802.11ax (HE160) / CH47 (Upper edge) Test result is pass due to no transmission occur.
	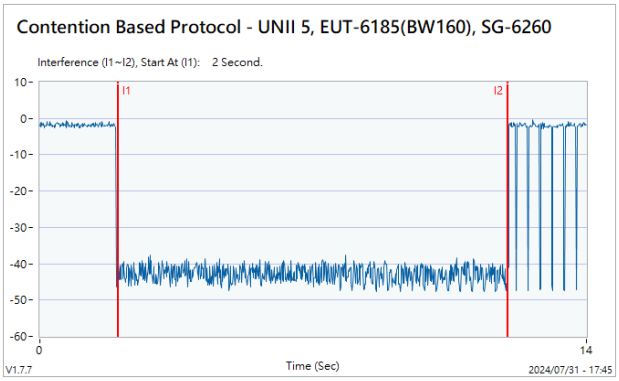
802.11ax (HE160) / 6260MHz (Upper edge) Threshold Level (TL) = -67.07dBm	802.11ax (HE160) / CH47 (Upper edge) Transmit when the interferer is 1dB lower.
	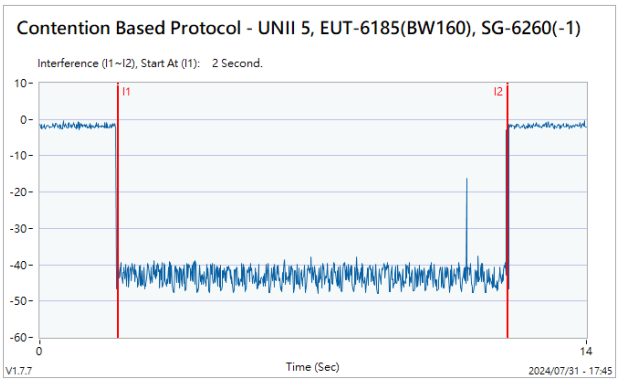

Contention Based Protocol Result Plots on U-NII 6 (AWGN Interference)	
802.11ax (HE20) / 6455MHz Threshold Level (TL) = -70.83dBm	802.11ax (HE20) / CH101 Test result is pass due to no transmission occur.
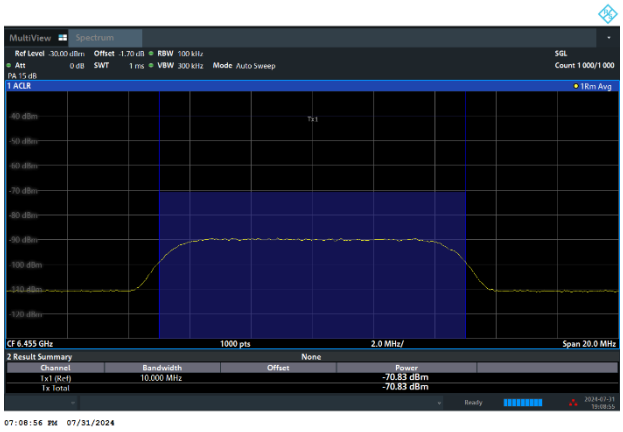	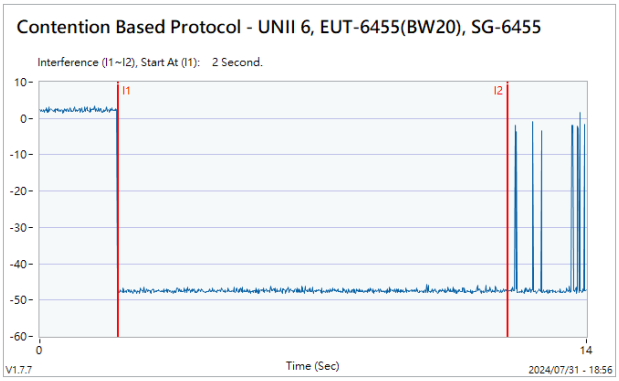
802.11ax (HE20) / 6455MHz Threshold Level (TL) = -71.82dBm	802.11ax (HE20) / CH101 Transmit when the interferer is 1dB lower.
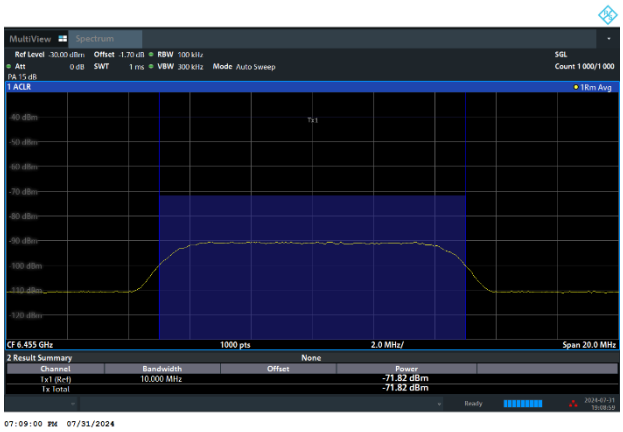	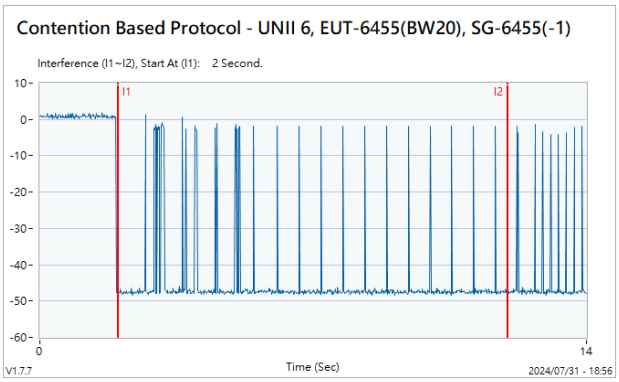

Contention Based Protocol Result Plots on U-NII 6 (AWGN Interference)	
802.11ax (HE160) / 6430MHz (Lower edge) Threshold Level (TL) = -63.95dBm	802.11ax (HE160) / CH111 (Lower edge) Test result is pass due to no transmission occur.
	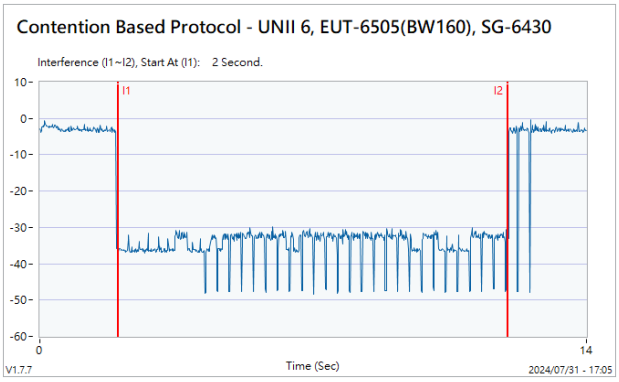
802.11ax (HE160) / 6430MHz (Lower edge) Threshold Level (TL) = -64.95dBm	802.11ax (HE160) / CH111 (Lower edge) Transmit when the interferer is 1dB lower.
	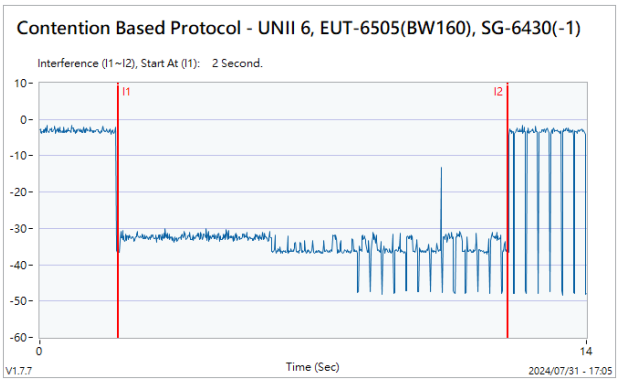

Contention Based Protocol Result Plots on U-NII 6 (AWGN Interference)	
802.11ax (HE160) / 6505MHz (Middle) Threshold Level (TL) = -60.86dBm	802.11ax (HE160) / CH111 (Middle) Test result is pass due to no transmission occur.
	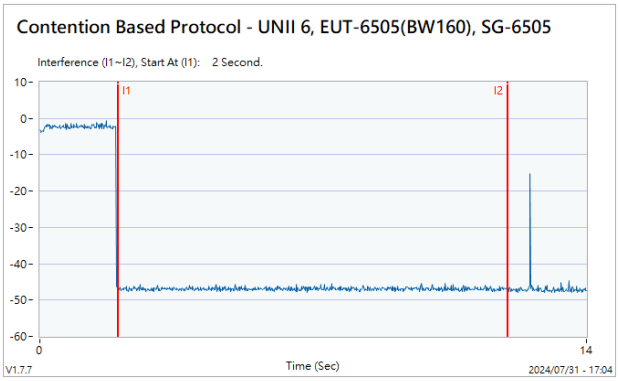
802.11ax (HE160) / 6505MHz (Middle) Threshold Level (TL) = -61.86dBm	802.11ax (HE160) / CH111 (Middle) Transmit when the interferer is 1dB lower.
	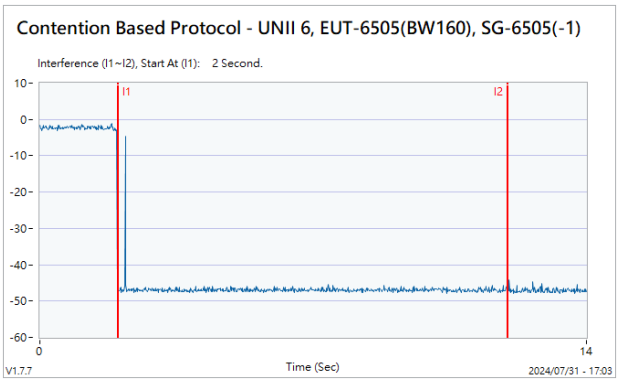

Contention Based Protocol Result Plots on U-NII 6 (AWGN Interference)	
802.11ax (HE160) / 6580MHz (Upper edge) Threshold Level (TL) = -64.75dBm	802.11ax (HE160) / CH111 (Upper edge) Test result is pass due to no transmission occur.
	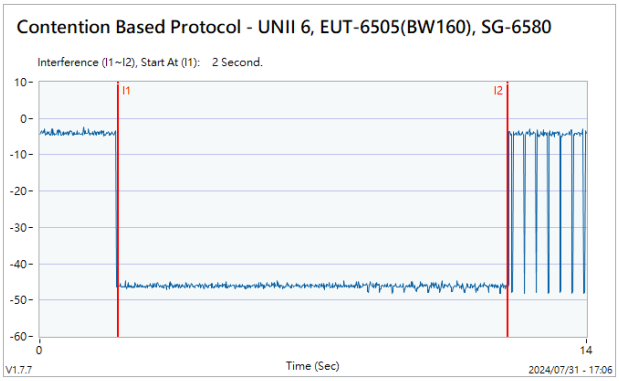
802.11ax (HE160) / 6580MHz (Upper edge) Threshold Level (TL) = -65.73dBm	802.11ax (HE160) / CH111 (Upper edge) Transmit when the interferer is 1dB lower.
	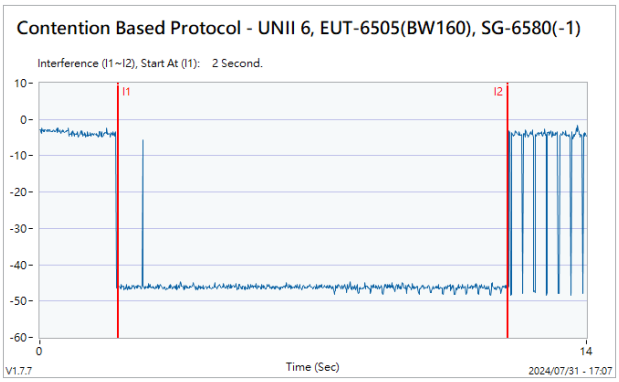

Contention Based Protocol Result Plots on U-NII 7 (AWGN Interference)	
802.11ax (HE20) / 6695MHz Threshold Level (TL) = -71.01dBm	802.11ax (HE20) / CH149 Test result is pass due to no transmission occur.
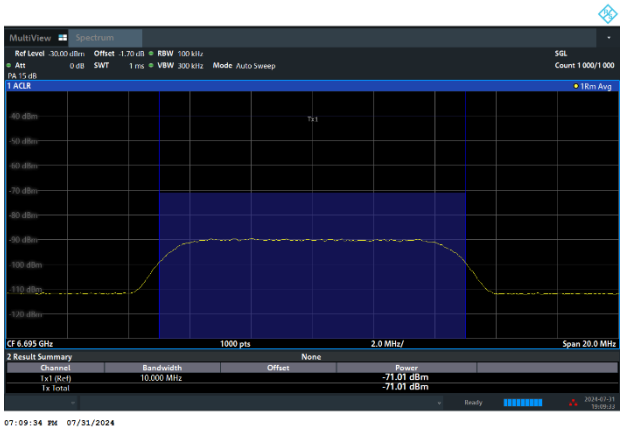	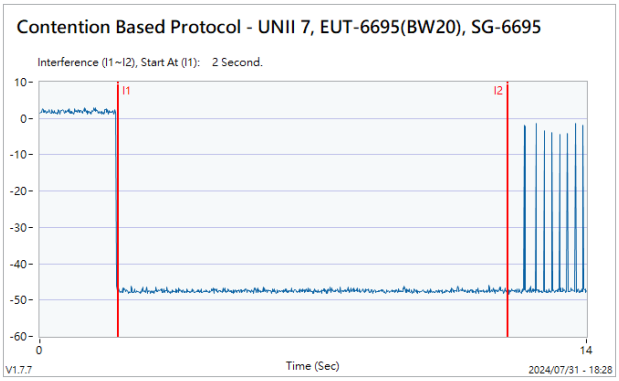
802.11ax (HE20) / 6695MHz Threshold Level (TL) = -72.01dBm	802.11ax (HE20) / CH149 Transmit when the interferer is 1dB lower.
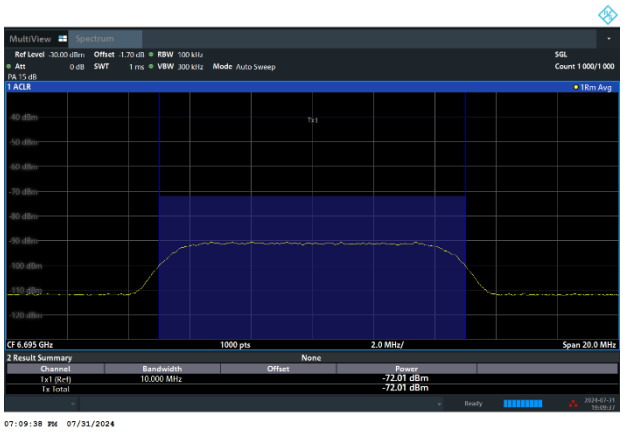	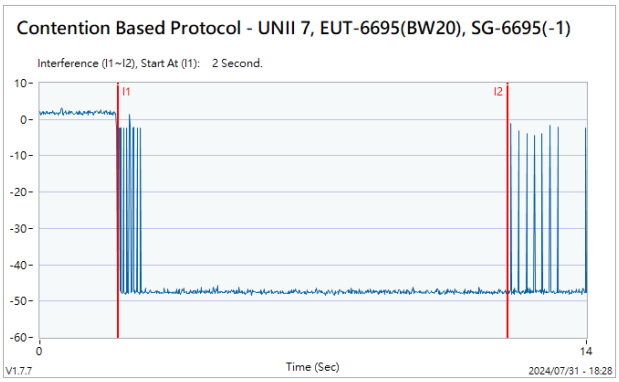

Contention Based Protocol Result Plots on U-NII 7 (AWGN Interference)	
802.11ax (HE160) / 6590MHz (Lower edge) Threshold Level (TL) = -67.73dBm	802.11ax (HE160) / CH143 (Lower edge) Test result is pass due to no transmission occur.
	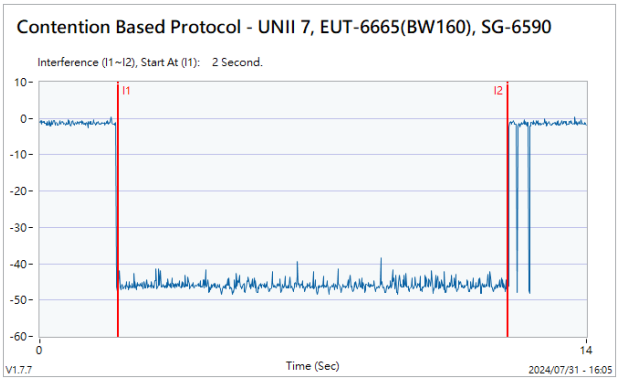
802.11ax (HE160) / 6590MHz (Lower edge) Threshold Level (TL) = -68.74dBm	802.11ax (HE160) / CH143 (Lower edge) Transmit when the interferer is 1dB lower.
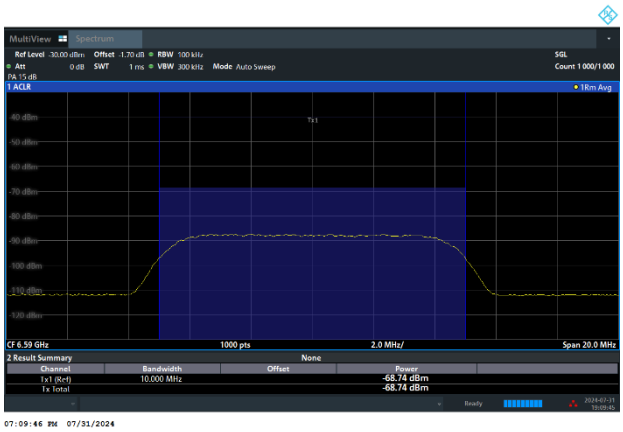	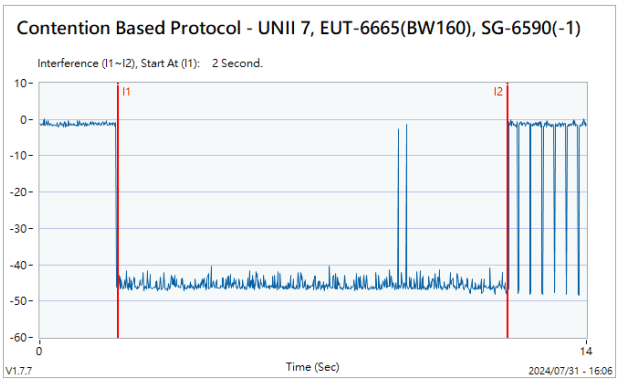

Contention Based Protocol Result Plots on U-NII 7 (AWGN Interference)	
802.11ax (HE160) / 6665MHz (Middle) Threshold Level (TL) = -63.84dBm	802.11ax (HE160) / CH143 (Middle) Test result is pass due to no transmission occur.
	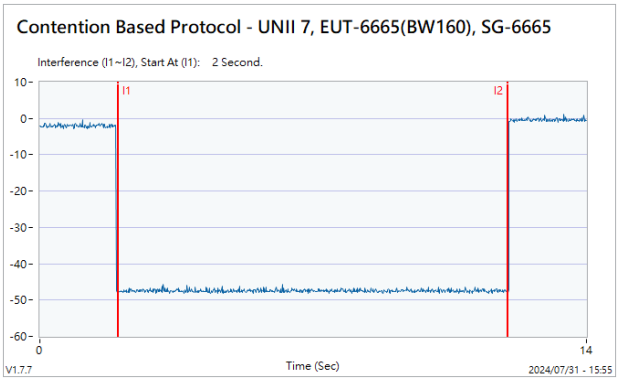
802.11ax (HE160) / 6665MHz (Middle) Threshold Level (TL) = -64.84dBm	802.11ax (HE160) / CH143 (Middle) Transmit when the interferer is 1dB lower.
	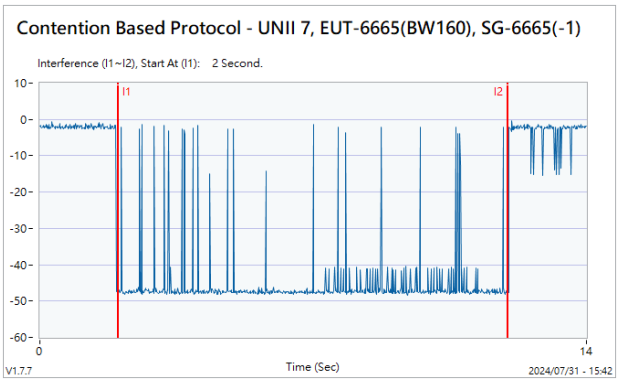

Contention Based Protocol Result Plots on U-NII 7 (AWGN Interference)	
802.11ax (HE160) / 6740MHz (Upper edge) Threshold Level (TL) = -66.95dBm	802.11ax (HE160) / CH143 (Upper edge) Test result is pass due to no transmission occur.
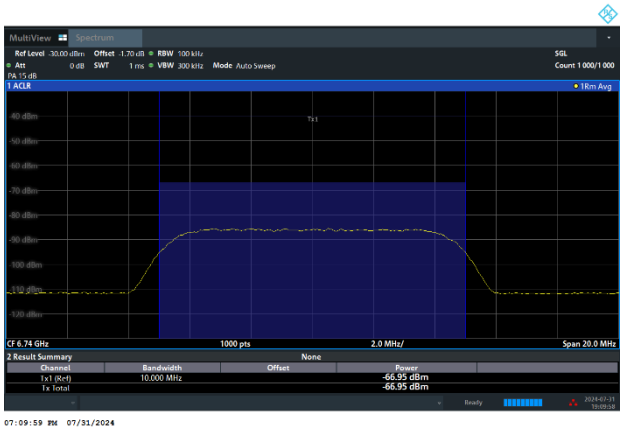	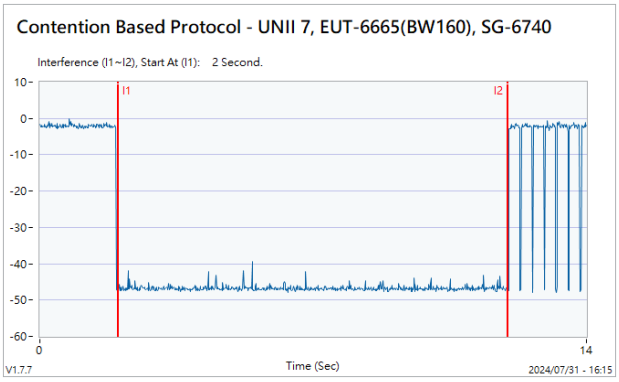
802.11ax (HE160) / 6740MHz (Upper edge) Threshold Level (TL) = -67.94dBm	802.11ax (HE160) / CH143 (Upper edge) Transmit when the interferer is 1dB lower.
	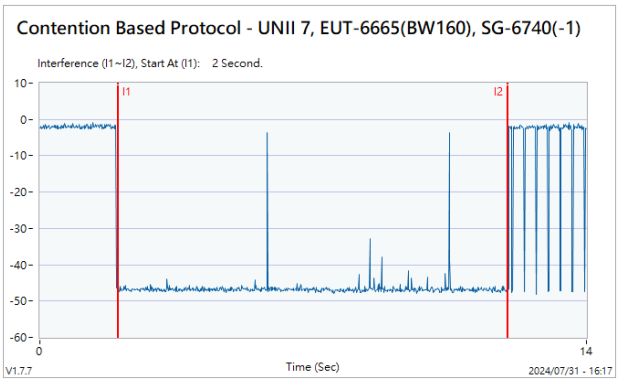

Contention Based Protocol Result Plots on U-NII 8 (AWGN Interference)	
802.11ax (HE20) / 7015MHz Threshold Level (TL) = -67.53dBm	802.11ax (HE20) / CH213 Test result is pass due to no transmission occur.
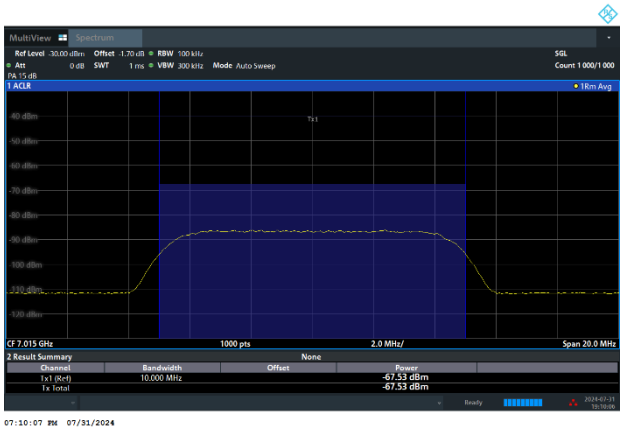	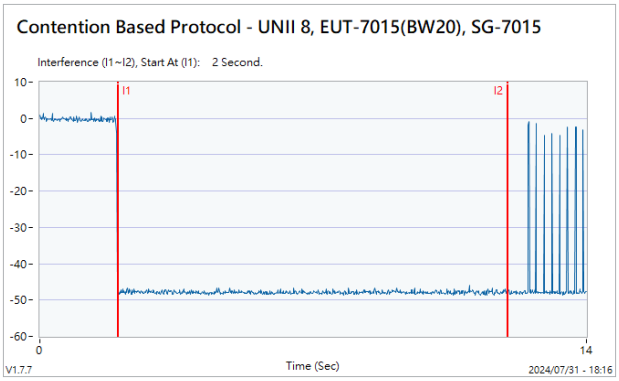
802.11ax (HE20) / 7015MHz Threshold Level (TL) = -68.55dBm	802.11ax (HE20) / CH213 Transmit when the interferer is 1dB lower.
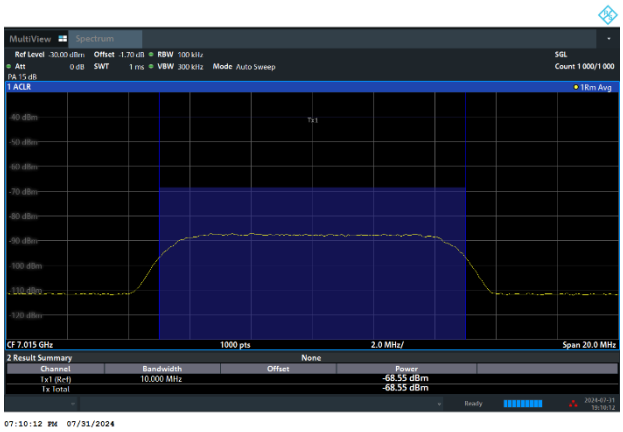	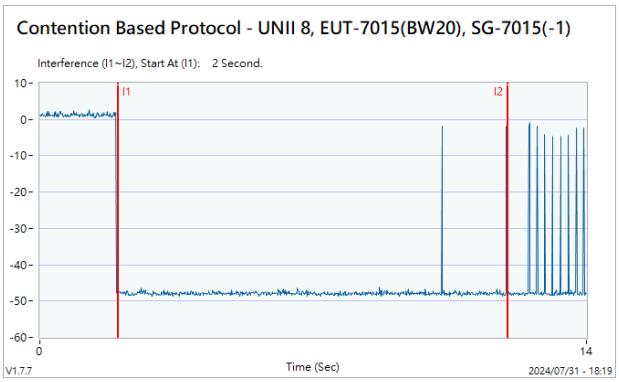

Contention Based Protocol Result Plots on U-NII 8 (AWGN Interference)	
802.11ax (HE160) / 6910MHz (Lower edge) Threshold Level (TL) = -64.78dBm	802.11ax (HE160) / CH207 (Lower edge) Test result is pass due to no transmission occur.
	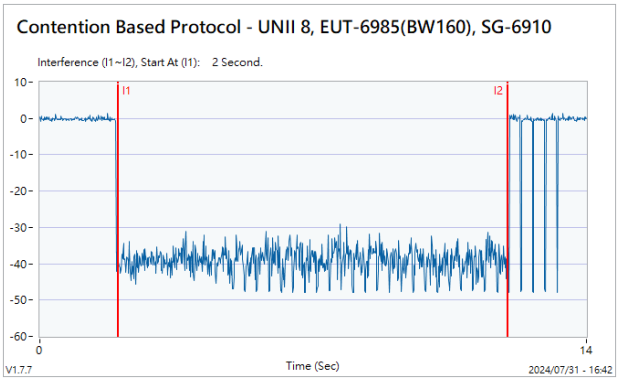
802.11ax (HE160) / 6910MHz (Lower edge) Threshold Level (TL) = -65.79dBm	802.11ax (HE160) / CH207 (Lower edge) Transmit when the interferer is 1dB lower.
	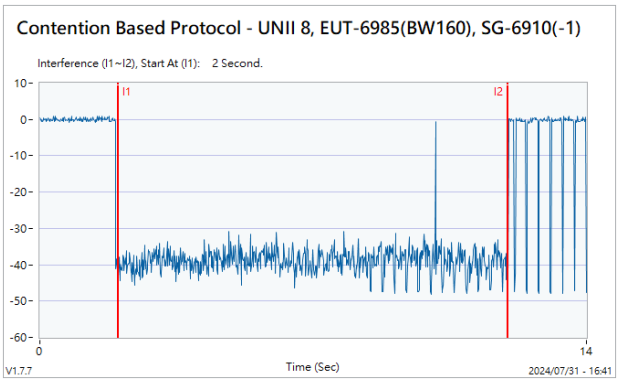

Contention Based Protocol Result Plots on U-NII 8 (AWGN Interference)	
802.11ax (HE160) / 6985MHz (Middle) Threshold Level (TL) = -59.65dBm	802.11ax (HE160) / CH207 (Middle) Test result is pass due to no transmission occur.
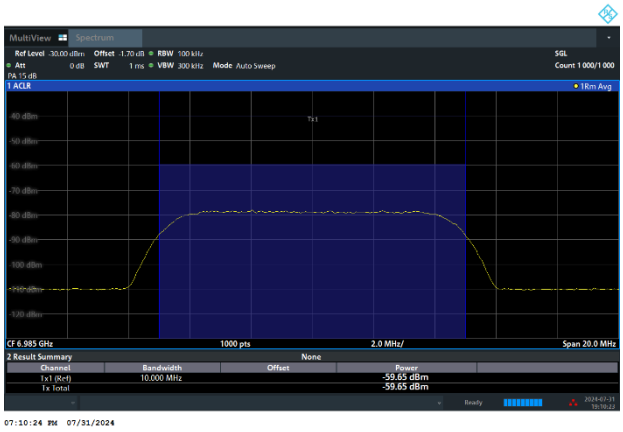	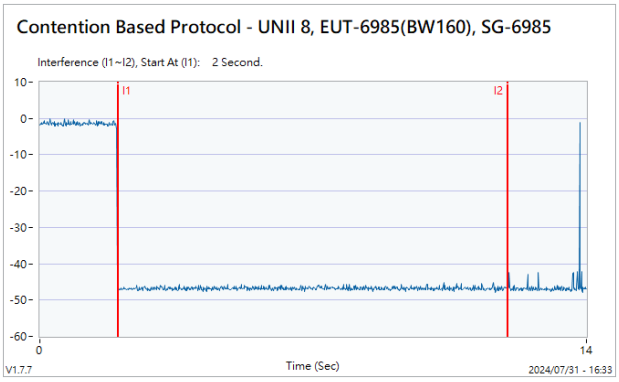
802.11ax (HE160) / 6985MHz (Middle) Threshold Level (TL) = -60.67dBm	802.11ax (HE160) / CH207 (Middle) Transmit when the interferer is 1dB lower.
	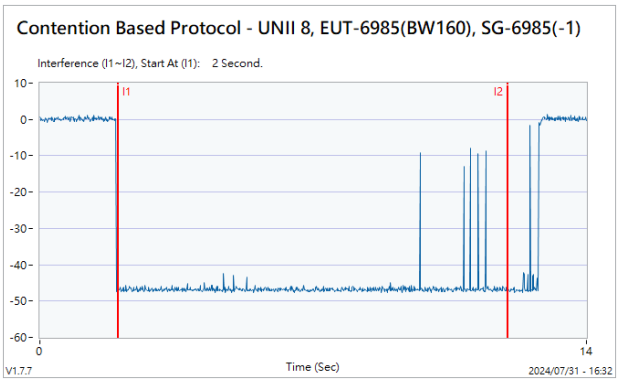

Contention Based Protocol Result Plots on U-NII 8 (AWGN Interference)	
802.11ax (HE160) / 7060MHz (Upper edge) Threshold Level (TL) = -64.53dBm	802.11ax (HE160) / CH207 (Upper edge) Test result is pass due to no transmission occur.
	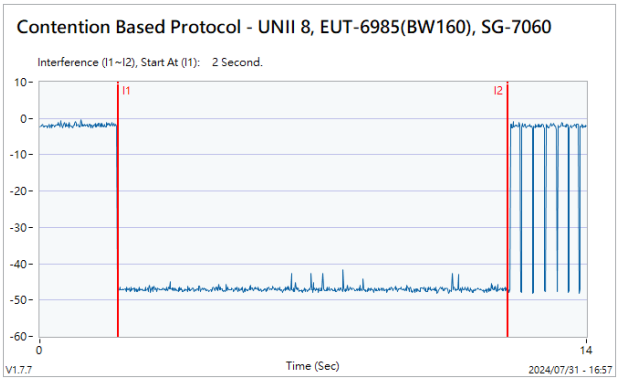
802.11ax (HE160) / 7060MHz (Upper edge) Threshold Level (TL) = -65.53dBm	802.11ax (HE160) / CH207 (Upper edge) Transmit when the interferer is 1dB lower.
	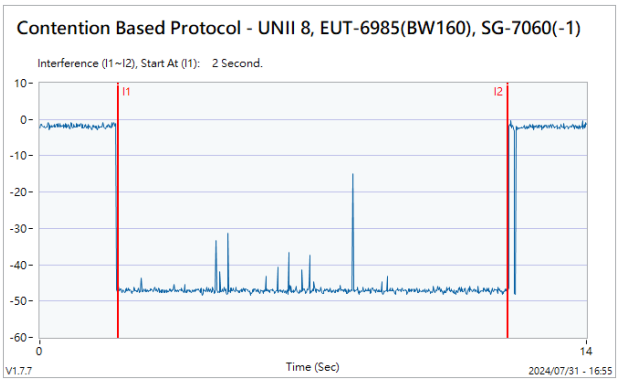

CBP verify with frequency domain plots

The device does not support channel puncturing with regards to Contention Based Protocol.

The entire bandwidth 160MHz stops transmission after the incumbent signal appears.

Otherwise, the entire 160MHz bandwidth is reduced to 20MHz or 80MHz.

Before incumbent injected on 160MHz channel	After 10MHz incumbent injected on center of channel, the entire 160MHz bandwidth stops transmission.
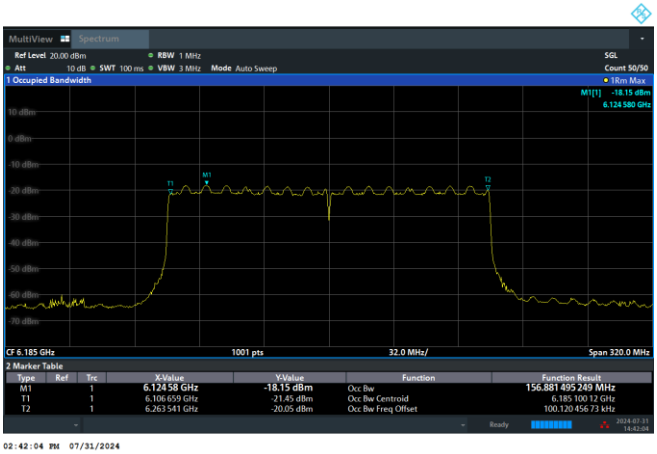	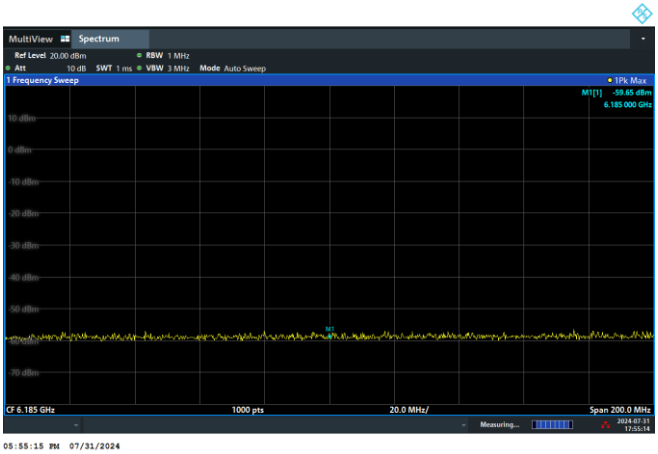
After 10MHz incumbent injected on bottom of channel, the EUT bandwidth is reduced from 160MHz to 20MHz channel.	After 10MHz incumbent injected on top of channel, the EUT bandwidth is reduced from 160MHz to 80MHz channel.
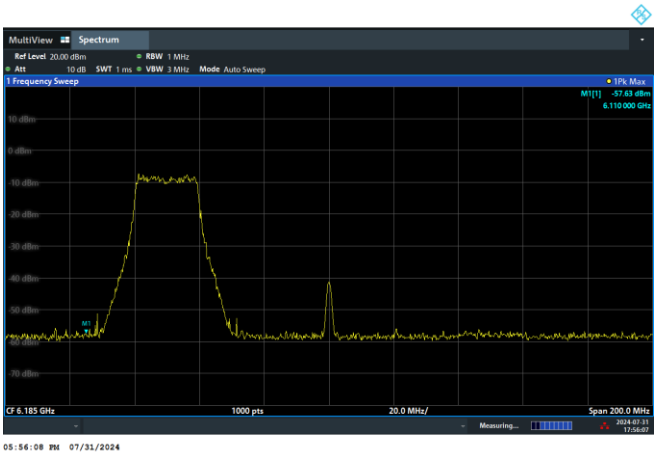	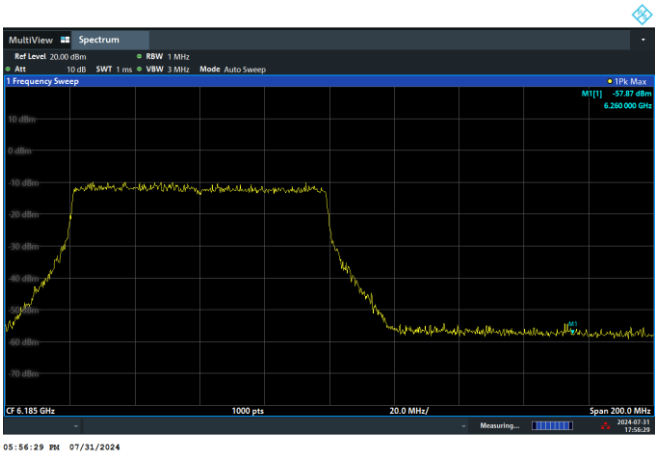

List of Measuring Equipment

Instrument	Brand Name	Model No.	Serial No.	Characteristics	Calibration Date	Test Date	Due Date	Remark
Hygrometer	TECPEL	DTM-303A	TP201996	N/A	Nov. 07. 2023	Jul. 26, 2024~ Aug. 14, 2024	Nov. 06. 2024	Conducted (TH05-HY)
Power Sensor	DARE	RPR3008W	RPR8W-23010 011 (NO:109)	10MHz~8GHz	Jul. 04, 2024	Jul. 26, 2024~ Aug. 14, 2024	Jul. 03, 2025	Conducted (TH05-HY)
Switch Control Mainframe	Burgeon	ETF-058	EC1300485 (BOX4)	N/A	Apr. 08, 2024	Jul. 26, 2024~ Aug. 14, 2024	Apr. 07, 2025	Conducted (TH05-HY)
Signal Analyzer	Rohde & Schwarz	FSV40	101564	10Hz ~ 40GHz	Sep. 12, 2023	Jul. 26, 2024~ Aug. 14, 2024	Sep. 11, 2024	Conducted (TH05-HY)
Software	Sporton	BTWIFI_Final_v ersion_240411	N/A	Conducted Other Test Item	N/A	Jul. 26, 2024~ Aug. 14, 2024	N/A	Conducted (TH05-HY)
AC Power Source	ACPOWER	AFC-11003G	F317040033	N/A	N/A	Jul. 16, 2024	N/A	Conduction (CO07-HY)
Software	Rohde & Schwarz	EMC32 V10.30	N/A	N/A	N/A	Jul. 16, 2024	N/A	Conduction (CO07-HY)
Pulse Limiter	SCHWARZBE CK	VTSD 9561-F N	9561-F N00373	9kHz-200MHz	Oct. 20, 2023	Jul. 16, 2024	Oct. 19, 2024	Conduction (CO07-HY)
RF Cable	HUBER + SUHNER	RG 214/U	1358175	9kHz~30MHz	Mar. 14, 2024	Jul. 16, 2024	Mar. 13, 2025	Conduction (CO07-HY)
Two-Line V-Network	TESEQ	NNB 51	45051	N/A	Mar. 10, 2024	Jul. 16, 2024	Mar. 9, 2025	Conduction (CO07-HY)
Four-Line V-Network	TESEQ	NNB 52	36122	N/A	Mar. 7, 2024	Jul. 16, 2024	Mar. 6, 2025	Conduction (CO07-HY)
EMI Test Receiver	Rohde & Schwarz	ESR3	102317	9kHz~3.6GHz	Sep. 20, 2023	Jul. 16, 2024	Sep. 19, 2024	Conduction (CO07-HY)
Signal Generator (Interferer)	Rohde & Schwarz	SMW200A	109425	100kHz~7.5GH z	Dec. 20,2023	Jul. 31,2024	Dec. 19,2024	CBP (DF02-HY)
Spectrum Analyzer	Rohde & Schwarz	FSV3013	101549	10Hz~13.6GHz	Jan. 30,2024	Jul. 31,2024	Jan. 29,2025	CBP (DF02-HY)
Power Divider	Woken	2Way Divider	DCMB1KW7A 2	0.5GHz-18GHz	Calibration from System	Jul. 31,2024	Calibration from System	CBP (DF02-HY)
Power Divider	Woken	3Way SMA Power Divder Rated to 20W	STI08-0010(#2)	2GHz-8GHz	Calibration from System	Jul. 31,2024	Calibration from System	CBP (DF02-HY)
Power Divider	Woken	0120A0405180 1O	DCMB1CW3A 7	0.5-18GHz	Calibration from System	Jul. 31,2024	Calibration from System	CBP (DF02-HY)
Coupler	Woken	10dB 30W SMA	DOM5CIW3A1	0.5-18GHz	Calibration from System	Jul. 31,2024	Calibration from System	CBP (DF02-HY)

Instrument	Brand Name	Model No.	Serial No.	Characteristics	Calibration Date	Test Date	Due Date	Remark
RF Cable	MTJ Cooperstion	SBF405-105FLEX	MTJ-30cm-01	30 kHz~18GHz	Calibration from System	Jul. 31,2024	Calibration from System	CBP (DF02-HY)
RF Cable	MTJ Cooperstion	SBF405-105FLEX	MTJ-30cm-03	30 kHz~18GHz	Calibration from System	Jul. 31,2024	Calibration from System	CBP (DF02-HY)
RF Cable	MTJ Cooperstion	SBF405-105FLEX	MTJ-30cm-05	30 kHz~18GHz	Calibration from System	Jul. 31,2024	Calibration from System	CBP (DF02-HY)
RF Cable	EM	SFL402	SFL402-30cm-#8	30 kHz~18GHz	Calibration from System	Jul. 31,2024	Calibration from System	CBP (DF02-HY)
RF Cable	EC	SS405	SS405-100cm-05	30 kHz~18GHz	Calibration from System	Jul. 31,2024	Calibration from System	CBP (DF02-HY)
RF Cable	EC	SS405	SS405-100cm-06	30 kHz~18GHz	Calibration from System	Jul. 31,2024	Calibration from System	CBP (DF02-HY)
RF Cable	EC	SLF405	EC-SFL405-100cm-#8	30 kHz~18GHz	Calibration from System	Jul. 31,2024	Calibration from System	CBP (DF02-HY)
RF Cable	EC	SLF405	EC-SFL405-100cm-#9	30 kHz~18GHz	Calibration from System	Jul. 31,2024	Calibration from System	CBP (DF02-HY)
RF Cable	MVE	SPF141	SPF141-100cm-#12	30 kHz~18GHz	Calibration from System	Jul. 31,2024	Calibration from System	CBP (DF02-HY)
Software 1	Sporton	Adaptivity Test Tools	N/A	Ver 1.7.7	NCR	Jul. 31,2024	NCR	CBP (DF02-HY)

———THE END———