FCC RADIO TEST REPORT

FCC ID	:	**UZ7MC3300R**
Equipment	:	**Mobile Computer**
Brand Name	:	**Zebra**
Model Name	:	**MC3300R**
Applicant	:	**Zebra Technologies Corporation 1 Zebra Plaza, Holtsville, NY 11742**
Manufacturer	:	**Zebra Technologies Corporation 1 Zebra Plaza, Holtsville, NY 11742**
Standard	:	**FCC Part 15 Subpart E §15.407**

The product was received on Jul. 19, 2018 and testing was started from Jul. 27, 2018 and completed on Sep. 04, 2018. We, SPORTON INTERNATIONAL INC., would like to declare that the tested sample has been evaluated in accordance with the test procedures and has been in compliance with the applicable technical standards.

The report must not be used by the client to claim product certification, approval, or endorsement by TAF or any agency of government.

The test results in this report apply exclusively to the tested model / sample. Without written approval of SPORTON INTERNATIONAL INC. EMC & Wireless Communications Laboratory, the test report shall not be reproduced except in full.

Approved by: Joseph Lin

SPORTON INTERNATIONAL INC. EMC & Wireless Communications Laboratory

No. 52, Huaya 1st Rd., Guishan Dist., Taoyuan City, Taiwan (R.O.C.)

Table of Contents

History of this test report **3**
Summary of Test Result **4**
1 General Description **5**
1.1 Product Feature of Equipment Under Test 5
1.2 Product Specification of Equipment Under Test 7
1.3 Modification of EUT 9
1.4 Testing Location 10
1.5 Applicable Standards 10
2 Test Configuration of Equipment Under Test **11**
2.1 Carrier Frequency and Channel 11
2.2 Test Mode 13
2.3 Connection Diagram of Test System 27
2.4 Support Unit used in test configuration and system 28
2.5 EUT Operation Test Setup 29
2.6 Measurement Results Explanation Example 29
3 Test Result **30**
3.1 26dB & 99% Occupied Bandwidth Measurement 30
3.2 Maximum Conducted Output Power Measurement 38
3.3 Power Spectral Density Measurement 47
3.4 Unwanted Emissions Measurement 56
3.5 AC Conducted Emission Measurement 62
3.6 Automatically Discontinue Transmission 64
3.7 Antenna Requirements 65
4 List of Measuring Equipment **67**
5 Uncertainty of Evaluation **69**
Appendix A. AC Conducted Emission Test Result
Appendix B. Radiated Spurious Emission
Appendix C. Radiated Spurious Emission Plots
Appendix D. Duty Cycle Plots
Appendix E. Setup Photographs

History of this test report

Report No.	Version	Description	Issued Date
FR812630-07E	01	Initial issue of report	Sep. 07, 2018

Summary of Test Result

Report Clause	Ref Std. Clause	Test Items	Result (PASS/FAIL)	Remark
3.1	15.403(i)	26dB Bandwidth	Pass	-
3.1	2.1049	99% Occupied Bandwidth	Reporting only	-
3.2	15.407(a)	Maximum Conducted Output Power	Pass	-
3.3	15.407(a)	Power Spectral Density	Pass	-
3.4	15.407(b)	Unwanted Emissions	Pass	Under limit 1.09 dB at 5150.000 MHz
3.5	15.207	AC Conducted Emission	Pass	Under limit 17.43 dB at 0.170 MHz
3.6	15.407(c)	Automatically Discontinue Transmission	Pass	-
3.7	15.203 15.407(a)	Antenna Requirement	Pass	-

Reviewed by: Wii Chang

Report Producer: Yimin Ho

1 General Description

1.1 Product Feature of Equipment Under Test

Product Feature	
Equipment	Mobile Computer
Brand Name	Zebra
Model Name	MC3300R
FCC ID	UZ7MC3300R
EUT supports Radios application	UHF RFID WLAN 11b/g/n HT20 WLAN 11a/n HT20/HT40 WLAN 11ac VHT20/VHT40/VHT80 Bluetooth BR/EDR/LE
HW Version	DV
SW Version	RFID Manager Application Version: 2.0.9.1 RFID Demo. Application Version: 2.2.5.24 Terminal Version: 91-01-49-NN-00-A
FW Version	Module Version: PAAEES00-001-N12 Radio Version: 2.0.29.0 Terminal Version: FUSION_BA_2_10.0.0.019_N
MFD	10JUL18
EUT Stage	Identical Prototype

Remark: The above EUT's information was declared by manufacturer..

Specification of Accessories				
Sentry 2X battery	**Brand Name**	Zebra	**Part Number**	BT-000337
MC32 2X battery	**Brand Name**	Symbol	**Part Number**	82-000012-02
Adapter	**Brand Name**	Zebra	**Part Number**	PWR-WUA5V12W0US
USB cable	**Brand Name**	Zebra	**Part Number**	CBL-MC33-USBCHG-01
GUN HOLSTER	**Brand Name**	Zebra	**Part Number**	SG-MC3021212-01R

<Sample Information>

	SKU1	SKU2	SKU3
Part Number	MC339R-GE2HA4-US	MC339R-GF2HA4-US	MC333R-GI2HA4-US
RFID Antenna	Long range	Long range	Middle range
Scanner	SE4850	SE4750	SE4750
Keypad	29	29	29
Region	US	US	US

	SKU4	SKU5	SKU6
Part Number	MC339R-GE3HA4US	MC339R-GF3HA4US	MC333R-GI3HA4US
RFID Antenna	Long range	Long range	Middle range
Scanner	SE4850	SE4750	SE4750
Keypad	38	38	38
Region	US	US	US

	SKU7	SKU8	SKU9
Part Number	MC339R-GE4HA4US	MC339R-GF4HA4US	MC333R-GI4HA4US
RFID Antenna	Long range	Long range	Middle range
Scanner	SE4850	SE4750	SE4750
Keypad	47	47	47
Region	US	US	US

1.2 Product Specification of Equipment Under Test

Standards-related Product Specification	
Tx/Rx Frequency Range	5180 MHz ~ 5240 MHz 5260 MHz ~ 5320 MHz 5500 MHz ~ 5720 MHz
Maximum Output Power to Antenna <CDD Modes>	**<5180 MHz ~ 5240 MHz>** **<Ant. 1>** 802.11a : 19.45 dBm / 0.0881 W 802.11n HT20 : 18.21 dBm / 0.0662 W 802.11n HT40 : 17.52 dBm / 0.0565 W 802.11ac VHT20: 18.24 dBm / 0.0667 W 802.11ac VHT40: 17.53 dBm / 0.0566 W 802.11ac VHT80: 11.46 dBm / 0.0140 W **<Ant. 2>** 802.11a : 19.42 dBm / 0.0875 W 802.11n HT20 : 18.00 dBm / 0.0631 W 802.11n HT40 : 17.28 dBm / 0.0535 W 802.11ac VHT20: 18.07 dBm / 0.0641 W 802.11ac VHT40: 17.30 dBm / 0.0537 W 802.11ac VHT80: 11.17 dBm / 0.0131 W **MIMO <Ant. 1 + 2>** 802.11a : 20.89 dBm / 0.1227 W 802.11n HT20 : 20.70 dBm / 0.1175 W 802.11n HT40 : 19.79 dBm / 0.0953 W 802.11ac VHT20: 20.75 dBm / 0.1189 W 802.11ac VHT40: 19.84 dBm / 0.0964 W 802.11ac VHT80: 14.45 dBm / 0.0279 W
	<5260 MHz ~ 5320 MHz> **<Ant. 1>** 802.11a : 18.83 dBm / 0.0764 W 802.11n HT20 : 18.73 dBm / 0.0746 W 802.11n HT40 : 18.94 dBm / 0.0783 W 802.11ac VHT20: 18.74 dBm / 0.0748 W 802.11ac VHT40: 18.97 dBm / 0.0789 W 802.11ac VHT80: 13.71 dBm / 0.0235 W **<Ant. 2>** 802.11a : 18.82 dBm / 0.0762 W 802.11n HT20 : 18.57 dBm / 0.0719 W 802.11n HT40 : 18.82 dBm / 0.0762 W 802.11ac VHT20: 18.58 dBm / 0.0721 W 802.11ac VHT40: 18.85 dBm / 0.0767 W 802.11ac VHT80: 13.64 dBm / 0.0231 W **MIMO <Ant. 1 + 2>** 802.11a : 20.81 dBm / 0.1205 W 802.11n HT20 : 20.53 dBm / 0.1130 W 802.11n HT40 : 19.99 dBm / 0.0998 W 802.11ac VHT20: 20.56 dBm / 0.1138 W 802.11ac VHT40: 20.30 dBm / 0.1072 W 802.11ac VHT80: 15.89 dBm / 0.0388 W

Standards-related Product Specification	
Maximum Output Power to Antenna <CDD Modes>	**<5500 MHz ~ 5720 MHz>** **<Ant. 1>** 802.11a : 18.95 dBm / 0.0785 W 802.11n HT20 : 18.57 dBm / 0.0719 W 802.11n HT40 : 18.67 dBm / 0.0736 W 802.11ac VHT20: 18.64 dBm / 0.0731 W 802.11ac VHT40: 18.67 dBm / 0.0736 W 802.11ac VHT80: 18.67 dBm / 0.0736 W **<Ant. 2>** 802.11a : 18.66 dBm / 0.0735 W 802.11n HT20 : 18.18 dBm / 0.0658 W 802.11n HT40 : 18.49 dBm / 0.0706 W 802.11ac VHT20: 18.49 dBm / 0.0706 W 802.11ac VHT40: 18.50 dBm / 0.0708 W 802.11ac VHT80: 18.60 dBm / 0.0724 W **MIMO <Ant. 1 + 2>** 802.11a : 20.35 dBm / 0.1084 W 802.11n HT20 : 20.49 dBm / 0.1119 W 802.11n HT40 : 19.98 dBm / 0.0995 W 802.11ac VHT20: 20.57 dBm / 0.1140 W 802.11ac VHT40: 20.23 dBm / 0.1054 W 802.11ac VHT80: 20.09 dBm / 0.1021 W
Maximum Output Power to Antenna <TXBF Modes>	**<5180 MHz ~ 5240 MHz>** **MIMO <Ant. 1 + 2>** 802.11n HT20 : 20.73 dBm / 0.1183 W 802.11n HT40 : 20.57 dBm / 0.1140 W 802.11ac VHT20: 20.78 dBm / 0.1197 W 802.11ac VHT40: 20.73 dBm / 0.1183 W 802.11ac VHT80: 18.10 dBm / 0.0646 W **<5260 MHz ~ 5320 MHz>** **MIMO <Ant. 1 + 2>** 802.11n HT20 : 19.97 dBm / 0.0993 W 802.11n HT40 : 20.52 dBm / 0.1127 W 802.11ac VHT20: 20.01 dBm / 0.1002 W 802.11ac VHT40: 20.57 dBm / 0.1140 W 802.11ac VHT80: 18.17 dBm / 0.0656 W **<5500 MHz ~ 5720 MHz>** **MIMO <Ant. 1 + 2>** 802.11n HT20 : 19.51 dBm / 0.0893 W 802.11n HT40 : 20.91 dBm / 0.1233 W 802.11ac VHT20: 19.66 dBm / 0.0925 W 802.11ac VHT40: 20.96 dBm / 0.1247 W 802.11ac VHT80: 20.76 dBm / 0.1191 W

Standards-related Product Specification	
99% Occupied Bandwidth <CDD Modes>	**<Ant. 1>** 802.11a : 18.55 MHz 802.11ac VHT20 : 18.55 MHz 802.11ac VHT40 : 37.60 MHz 802.11ac VHT80 : 77.40 MHz **MIMO <Ant. 1>** 802.11a : 17.45 MHz 802.11ac VHT20 : 18.30 MHz 802.11ac VHT40 : 37.00 MHz 802.11ac VHT80 : 77.40 MHz **MIMO <Ant. 2>** 802.11a : 17.25 MHz 802.11ac VHT20 : 18.20 MHz 802.11ac VHT40 : 37.40 MHz 802.11ac VHT80 : 77.28 MHz
99% Occupied Bandwidth <TXBF Modes>	**MIMO <Ant. 1>** 802.11ac VHT20 : 18.30 MHz 802.11ac VHT40 : 36.90 MHz 802.11ac VHT80 : 78.12 MHz **MIMO <Ant. 2>** 802.11ac VHT20 : 18.30 MHz 802.11ac VHT40 : 36.90 MHz 802.11ac VHT80 : 77.64 MHz
Antenna Type / Gain	**<5180 MHz ~ 5240 MHz>** **Ant. 1 :** Patch Antenna with gain 4.60 dBi **Ant. 2 :** Patch Antenna with gain 3.38 dBi **<5260 MHz ~ 5320 MHz>** **Ant. 1 :** Patch Antenna with gain 5.12 dBi **Ant. 2 :** Patch Antenna with gain 4.59 dBi **<5500 MHz ~ 5720 MHz>** **Ant. 1 :** Patch Antenna with gain 5.18 dBi **Ant. 2 :** Patch Antenna with gain 4.41 dBi
Type of Modulation	802.11a/n : OFDM (BPSK/QPSK/16QAM/64QAM) 802.11ac : OFDM (BPSK/QPSK/16QAM/64QAM/256QAM)
Antenna Function Description	

	Ant. 1	Ant. 2
802.11 a/n/ac	V	V
802.11 a/n/ac MIMO	V	V
802.11 ac TXBF	V	V

Note: MIMO Ant. 1+2 is a calculated result from sum of the power MIMO Ant. 1 and MIMO Ant. 2.

1.3 Modification of EUT

No modifications are made to the EUT during all test items.

1.4 Testing Location

Sporton Lab is accredited to ISO 17025 by Taiwan Accreditation Foundation (TAF code : 1190) and the FCC designation No. TW1190 and TW0007 under the FCC 2.948(e) by Mutual Recognition Agreement (MRA) in FCC Test.

Test Site	SPORTON INTERNATIONAL INC.	
Test Site Location	No.52, Huaya 1st Rd., Guishan Dist., Taoyuan City, Taiwan (R.O.C.) TEL: +886-3-327-3456 FAX: +886-3-328-4978	
Test Site No.	**Sporton Site No.**	
	TH05-HY	CO05-HY

Note: The test site complies with ANSI C63.4 2014 requirement.

Test Site	SPORTON INTERNATIONAL INC.
Test Site Location	No.58, Aly. 75, Ln. 564, Wenhua 3rd, Rd., Guishan Dist., Taoyuan City, Taiwan (R.O.C.) TEL: +886-3-327-0868 FAX: +886-3-327-0855
Test Site No.	**Sporton Site No.**
	03CH11-HY

Note: The test site complies with ANSI C63.4 2014 requirement.

1.5 Applicable Standards

According to the specifications of the manufacturer, the EUT must comply with the requirements of the following standards:

- FCC Part 15 Subpart E
- FCC KDB 789033 D02 General UNII Test Procedures New Rules v02r01.
- FCC KDB 414788 D01 Radiated Test Site v01r01.
- FCC KDB 662911 D01 Multiple Transmitter Output v02r01.
- ANSI C63.10-2013

Remark:

1. All test items were verified and recorded according to the standards and without any deviation during the test.
2. This EUT has also been tested and complied with the requirements of FCC Part 15, Subpart B, recorded in a separate test report.

2 Test Configuration of Equipment Under Test

a. The EUT has been associated with peripherals and configuration operated in a manner tended to maximize its emission characteristics in a typical application. Frequency range investigated: conduction emission (150 kHz to 30 MHz), radiation emission (9 kHz to the 10th harmonic of the highest fundamental frequency or to 40 GHz, whichever is lower). For radiated measurement, pre-scanned in three orthogonal panels, X, Y, Z. The worst cases (Z plane) were recorded in this report.

b. AC power line Conducted Emission was tested under maximum output power.

2.1 Carrier Frequency and Channel

Frequency Band	Channel	Freq. (MHz)	Channel	Freq. (MHz)
5150-5250 MHz Band 1 (U-NII-1)	36	5180	44	5220
	38*	5190	46*	5230
	40	5200	48	5240
	42#	5210		

Frequency Band	Channel	Freq. (MHz)	Channel	Freq. (MHz)
5250-5350 MHz Band 2 (U-NII-2A)	52	5260	60	5300
	54*	5270	62*	5310
	56	5280	64	5320
	58#	5290		

Frequency Band	Channel	Freq. (MHz)	Channel	Freq. (MHz)
5470-5725 MHz Band 3 (U-NII-2C)	100	5500	112	5560
	102*	5510	116	5580
	104	5520	132	5660
	106#	5530	134*	5670
	108	5540	136	5680
	110*	5550	140	5700

Frequency Band	Channel	Freq. (MHz)	Channel	Freq. (MHz)
TDWR Channel	118*	5590	124	5620
	120	5600	126*	5630
	122#	5610	128	5640

Frequency Band	Channel	Freq. (MHz)	Channel	Freq. (MHz)
Straddle Channel	138#	5690	144	5720
	142*	5710		

Note:

1. The above Frequency and Channel in "*" were 802.11n HT40 and 802.11ac VHT40.
2. The above Frequency and Channel in "#" were 802.11ac VHT80.

2.2 Test Mode

Final test modes are considering the modulation and worse data rates as below table.

Single Mode

Modulation	Data Rate
802.11a	6 Mbps
802.11n HT20 (Covered by VHT20)	MCS0
802.11n HT40 (Covered by VHT40)	MCS0
802.11ac VHT20	MCS0
802.11ac VHT40	MCS0
802.11ac VHT80	MCS0

MIMO Mode

Modulation	Data Rate
802.11a	6 Mbps
802.11n HT20 (Covered by VHT20)	MCS0
802.11n HT40 (Covered by VHT40)	MCS0
802.11ac VHT20	MCS0
802.11ac VHT40	MCS0
802.11ac VHT80	MCS0

TXBF Mode

Modulation	Data Rate
802.11ac VHT20	MCS0
802.11ac VHT40	MCS0
802.11ac VHT80	MCS0

Test Cases	
AC Conducted Emission	Mode 1: WLAN (5GHz) Link + Bluetooth Link + 29 Keypad + Scanner + Battery (Sentry 2X) + USB Cable + Adapter (PWR-WUA5V12W0US) for SKU 3
Remark: For Radiated Test Cases, the tests were performed with Sentry 2X battery.	

Ch. #		Band I：5150-5250 MHz	Band II：5250-5350 MHz	Band III：5470-5725MHz
		802.11a	802.11a	802.11a
L	Low	36	52	100
M	Middle	44	60	116
H	High	48	64	140
Straddle		-	-	144

Ch. #		Band I：5150-5250 MHz	Band II：5250-5350 MHz	Band III：5470-5725MHz
		802.11n HT20	802.11n HT20	802.11n HT20
L	Low	36	52	100
M	Middle	44	60	116
H	High	48	64	140
Straddle		-	-	144

Ch. #		Band I：5150-5250 MHz	Band II：5250-5350 MHz	Band III：5470-5725MHz
		802.11n HT40	802.11n HT40	802.11n HT40
L	Low	38	54	102
M	Middle	-	-	110
H	High	46	62	134
Straddle		-	-	142

Ch. #		Band I：5150-5250 MHz	Band II：5250-5350 MHz	Band III：5470-5725MHz
		802.11ac VHT80	802.11ac VHT80	802.11ac VHT80
L	Low	-	-	106
M	Middle	42	58	122
H	High	-	-	-
Straddle		-	-	138

<CDD Mode>

<Ant. 1>

802.11a RF Output Power (dBm)											
Power vs. Channel			Power vs Data Rate								
Channel	Frequency (MHz)	Data Rate (bps)	Channel	Data Rate (bps)							
		6M		9M	12M	18M	24M	36M	48M	54M	
Duty Cycle (%)		96.05		94.24	91.18	88.73	85.96	80.95	77.78	75.76	
CH 036	5180	15.75	CH 044	19.41	19.40	19.32	19.29	19.22	19.25	19.30	
CH 044	5220	**19.45**									
CH 048	5240	19.38									
CH 052	5260	**18.83**	CH 052	18.81	18.80	18.82	18.82	18.82	18.81	18.81	
CH 060	5300	17.81									
CH 064	5320	16.78									
CH 100	5500	17.81	CH 116	18.76	18.67	18.68	18.81	18.85	18.92	18.93	
CH 116	5580	**18.95**									
CH 140	5700	16.47									
CH 144*	5720	18.65									

Note: The above Frequency and Channel in "*" were straddle Channel.

802.11n HT20 RF Output Power (dBm)											
Power vs. Channel			Power vs Data Rate								
Channel	Frequency (MHz)	MCS Index	Channel	MCS Index							
		MCS0		MCS1	MCS2	MCS3	MCS4	MCS5	MCS6	MCS7	
Duty Cycle (%)		94.52		92.54	88.89	86.44	82.61	78.95	78.38	75.36	
CH 036	5180	15.81	CH 048	18.20	18.19	18.20	18.20	18.19	18.19	18.19	
CH 044	5220	18.18									
CH 048	5240	**18.21**									
CH 052	5260	17.72	CH 060	18.66	18.71	18.73	18.72	18.73	18.72	18.73	
CH 060	5300	**18.73**									
CH 064	5320	16.55									
CH 100	5500	17.77	CH 116	18.50	18.56	18.55	18.54	18.55	18.56	18.55	
CH 116	5580	**18.57**									
CH 140	5700	15.91									
CH 144*	5720	18.24									

Note: The above Frequency and Channel in "*" were straddle Channel.

802.11n HT40 RF Output Power (dBm)											
Power vs. Channel			Power vs Data Rate								
Channel	Frequency (MHz)	MCS Index	Channel	MCS Index							
		MCS0		MCS1	MCS2	MCS3	MCS4	MCS5	MCS6	MCS7
Duty Cycle (%)		91.67		85.96	82.22	78.38	75.00	70.37	70.37	68.00
CH 038	5190	12.47	CH 046	17.31	17.30	17.42	17.41	17.47	17.36	17.45
CH 046	5230	**17.52**								
CH 054	5270	**18.94**	CH 054	18.88	18.88	18.87	18.88	18.93	18.87	18.91
CH 062	5310	12.80								
CH 102	5510	15.50	CH 110	18.52	18.50	18.64	18.63	18.66	18.61	18.62
CH 110	5550	**18.67**								
CH 134	5670	17.63								
CH 142*	5710	18.17								

Note: The above Frequency and Channel in "*" were straddle Channel.

802.11ac VHT20 RF Output Power (dBm)											
Power vs. Channel			Power vs Data Rate								
Channel	Frequency (MHz)	MCS Index	Channel	MCS Index							
		MCS0		MCS1	MCS2	MCS3	MCS4	MCS5	MCS6	MCS7	MCS8
Duty Cycle (%)		95.89		92.54	88.89	86.44	82.61	78.95	78.38	75.36	71.88
CH 036	5180	15.94	CH 048	18.21	18.19	18.22	18.22	18.23	18.22	18.22	18.23
CH 044	5220	18.19									
CH 048	5240	**18.24**									
CH 052	5260	17.74	CH 060	18.66	18.71	18.73	18.72	18.73	18.72	18.73	18.72
CH 060	5300	**18.74**									
CH 064	5320	16.59									
CH 100	5500	18.04	CH 116	18.50	18.61	18.63	18.63	18.62	18.61	18.63	18.62
CH 116	5580	**18.64**									
CH 140	5700	16.04									
CH 144*	5720	18.34									

Note: The above Frequency and Channel in "*" were straddle Channel.

802.11ac VHT40 RF Output Power (dBm)													
Power vs. Channel			Power vs Data Rate										
Channel	Frequency (MHz)	MCS Index	Channel	MCS Index									
		MCS0		MCS1	MCS2	MCS3	MCS4	MCS5	MCS6	MCS7	MCS8	MCS9
Duty Cycle (%)		91.84		85.96	82.22	78.38	75.00	70.37	70.37	68.00	66.67	65.22
CH 038	5190	12.73	CH 046	17.34	17.33	17.45	17.43	17.45	17.41	17.52	17.49	17.47
CH 046	5230	**17.53**										
CH 054	5270	**18.97**	CH 054	18.90	18.95	18.89	18.96	18.95	18.94	18.92	18.94	18.95
CH 062	5310	12.83										
CH 102	5510	15.61	CH 110	18.53	18.51	18.66	18.64	18.63	18.63	18.65	18.62	18.62
CH 110	5550	**18.67**										
CH 134	5670	17.67										
CH 142*	5710	18.21										

Note: The above Frequency and Channel in "*" were straddle Channel.

802.11ac VHT80 RF Output Power (dBm)													
Power vs. Channel			Power vs Data Rate										
Channel	Frequency (MHz)	MCS Index	Channel	MCS Index									
		MCS0		MCS1	MCS2	MCS3	MCS4	MCS5	MCS6	MCS7	MCS8	MCS9
Duty Cycle (%)		85.19		79.45	75.41	72.73	69.39	66.67	66.67	64.29	65.12	61.73
CH 042	5210	**11.46**	CH 042	11.19	11.34	11.43	11.42	11.45	11.40	11.44	11.39	11.45
CH 058	5290	**13.71**	CH 058	13.62	13.62	13.68	13.70	13.68	13.66	13.68	13.67	13.70
CH 106	5530	12.42	CH 138	18.59	18.60	18.55	18.56	18.59	18.58	18.56	18.56	18.60
CH 122	5610	17.61										
CH 138*	5690	**18.67**										

Note: The above Frequency and Channel in "*" were straddle Channel.

<Ant. 2>

802.11a RF Output Power (dBm)											
Power vs. Channel			Power vs Data Rate								
Channel	Frequency (MHz)	Data Rate (bps)	Channel	Data Rate (bps)							
		6M		9M	12M	18M	24M	36M	48M	54M	
Duty Cycle (%)		96.05		94.25	92.38	88.89	86.73	80.95	77.14	73.85	
CH 036	5180	15.63	CH 044	19.41	19.40	19.41	19.40	19.40	19.39	19.40	
CH 044	5220	**19.42**									
CH 048	5240	19.18									
CH 052	5260	**18.82**	CH 052	18.79	18.80	18.81	18.81	18.80	18.80	18.79	
CH 060	5300	17.88									
CH 064	5320	16.71									
CH 100	5500	17.57	CH 116	18.46	18.44	18.36	18.40	18.31	18.60	18.52	
CH 116	5580	**18.66**									
CH 140	5700	16.40									
CH 144*	5720	18.47									

Note: The above Frequency and Channel in "*" were straddle Channel.

802.11n HT20 RF Output Power (dBm)											
Power vs. Channel			Power vs Data Rate								
Channel	Frequency (MHz)	MCS Index	Channel	MCS Index							
		MCS0		MCS1	MCS2	MCS3	MCS4	MCS5	MCS6	MCS7	
Duty Cycle (%)		94.52		92.42	88.89	86.67	82.61	78.95	77.78	74.29	
CH 036	5180	15.70	CH 044	17.99	17.98	17.98	17.97	17.98	17.99	17.98	
CH 044	5220	**18.00**									
CH 048	5240	17.94									
CH 052	5260	17.37	CH 060	18.55	18.56	18.55	18.55	18.56	18.55	18.56	
CH 060	5300	**18.57**									
CH 064	5320	16.51									
CH 100	5500	17.57	CH 144	18.09	18.08	18.08	18.09	18.08	18.08	18.09	
CH 116	5580	18.10									
CH 140	5700	15.77									
CH 144*	5720	**18.18**									

Note: The above Frequency and Channel in "*" were straddle Channel.

802.11n HT40 RF Output Power (dBm)											
Power vs. Channel			Power vs Data Rate								
Channel	Frequency (MHz)	MCS Index	Channel	MCS Index							
		MCS0		MCS1	MCS2	MCS3	MCS4	MCS5	MCS6	MCS7
Duty Cycle (%)		91.67		86.21	81.82	78.38	74.19	70.37	69.23	70.59
CH 038	5190	12.19	CH 046	17.22	17.17	17.24	17.24	17.24	17.20	17.14
CH 046	5230	**17.28**								
CH 054	5270	**18.82**	CH 054	18.48	18.60	18.70	18.64	18.65	18.56	18.53
CH 062	5310	12.63								
CH 102	5510	15.21	CH 110	18.27	18.35	18.38	18.40	18.34	18.38	18.19
CH 110	5550	**18.49**								
CH 134	5670	17.61								
CH 142*	5710	18.00								

Note: The above Frequency and Channel in "*" were straddle Channel.

802.11ac VHT20 RF Output Power (dBm)											
Power vs. Channel			Power vs Data Rate								
Channel	Frequency (MHz)	MCS Index	Channel	MCS Index							
		MCS0		MCS1	MCS2	MCS3	MCS4	MCS5	MCS6	MCS7	MCS8
Duty Cycle (%)		95.89		92.42	88.89	86.67	82.61	78.95	77.78	74.29	74.19
CH 036	5180	15.85	CH 044	18.01	18.00	18.02	18.03	18.03	18.02	18.01	18.02
CH 044	5220	**18.07**									
CH 048	5240	17.98									
CH 052	5260	17.55	CH 060	18.56	18.57	18.56	18.55	18.57	18.55	18.56	18.55
CH 060	5300	**18.58**									
CH 064	5320	16.55									
CH 100	5500	17.89	CH 116	18.34	18.31	18.40	18.47	18.46	18.47	18.48	18.48
CH 116	5580	**18.49**									
CH 140	5700	16.00									
CH 144*	5720	18.29									

Note: The above Frequency and Channel in "*" were straddle Channel.

802.11ac VHT40 RF Output Power (dBm)													
Power vs. Channel			Power vs Data Rate										
Channel	Frequency (MHz)	MCS Index	Channel	MCS Index									
		MCS0		MCS1	MCS2	MCS3	MCS4	MCS5	MCS6	MCS7	MCS8	MCS9
Duty Cycle (%)		91.84		85.96	82.22	78.38	75.00	70.37	70.37	68.00	66.67	65.22
CH 038	5190	12.73	CH 046	17.34	17.33	17.45	17.43	17.45	17.41	17.52	17.49	17.47
CH 046	5230	**17.53**										
CH 054	5270	**18.97**	CH 054	18.90	18.95	18.89	18.96	18.95	18.94	18.92	18.94	18.95
CH 062	5310	12.83										
CH 102	5510	15.61	CH 110	18.53	18.51	18.66	18.64	18.63	18.63	18.65	18.62	18.62
CH 110	5550	**18.67**										
CH 134	5670	17.67										
CH 142*	5710	18.21										

Note: The above Frequency and Channel in "*" were straddle Channel.

802.11ac VHT80 RF Output Power (dBm)													
Power vs. Channel			Power vs Data Rate										
Channel	Frequency (MHz)	MCS Index	Channel	MCS Index									
		MCS0		MCS1	MCS2	MCS3	MCS4	MCS5	MCS6	MCS7	MCS8	MCS9
Duty Cycle (%)		85.19		79.31	73.77	72.73	67.35	65.91	66.67	65.12	64.29	63.41
CH 042	5210	**11.17**	CH 042	11.06	11.13	11.15	11.14	11.12	11.14	11.16	11.14	11.16
CH 058	5290	**13.64**	CH 058	13.43	13.62	13.60	13.62	13.60	13.62	13.62	13.62	13.61
CH 106	5530	12.22	CH 138	18.52	18.55	18.57	18.53	18.56	18.57	18.56	18.55	18.52
CH 122	5610	17.58										
CH 138*	5690	**18.60**										

Note: The above Frequency and Channel in "*" were straddle Channel.

MIMO <Ant. 1 + 2>

802.11a RF Output Power (dBm)											
Power vs. Channel			Power vs Data Rate								
Channel	Frequency (MHz)	Data Rate (bps)	Channel	Data Rate (bps)							
		6M		9M	12M	18M	24M	36M	48M	54M	
Duty Cycle (%)											
CH 036	5180	19.09	CH 048	20.80	20.63	20.69	20.81	20.84	20.88	20.85	
CH 044	5220	20.83									
CH 048	5240	**20.89**									
CH 052	5260	**20.81**	CH 052	20.47	20.64	20.65	20.71	20.64	20.79	20.75	
CH 060	5300	20.11									
CH 064	5320	19.17									
CH 100	5500	20.07	CH 116	20.06	20.05	20.04	20.09	20.23	20.31	20.20	
CH 116	5580	**20.35**									
CH 140	5700	19.23									
CH 144*	5720	20.32									

Note: The above Frequency and Channel in "*" were straddle Channel.

802.11n HT20 RF Output Power (dBm)											
Power vs. Channel			Power vs Data Rate								
Channel	Frequency (MHz)	MCS Index	Channel	MCS Index							
		MCS0		MCS1	MCS2	MCS3	MCS4	MCS5	MCS6	MCS7	
Duty Cycle (%)											
CH 036	5180	18.51	CH 048	20.43	20.46	20.61	20.62	20.57	20.62	20.61	
CH 044	5220	20.29									
CH 048	5240	**20.70**									
CH 052	5260	20.08	CH 060	20.05	20.07	20.07	20.05	20.06	20.06	20.07	
CH 060	5300	**20.53**									
CH 064	5320	18.54									
CH 100	5500	20.04	CH 116	20.34	20.36	20.45	20.47	20.48	20.45	20.46	
CH 116	5580	**20.49**									
CH 140	5700	18.43									
CH 144*	5720	20.35									

Note: The above Frequency and Channel in "*" were straddle Channel.

802.11n HT40 RF Output Power (dBm)											
Power vs. Channel			Power vs Data Rate								
Channel	Frequency (MHz)	MCS Index	Channel	MCS Index							
		MCS0		MCS1	MCS2	MCS3	MCS4	MCS5	MCS6	MCS7
Duty Cycle (%)											
CH 038	5190	14.79	CH 046	19.57	19.48	19.75	19.74	19.75	19.59	19.77
CH 046	5230	**19.79**								
CH 054	5270	**19.99**	CH 054	19.95	19.75	19.93	19.90	19.98	19.83	19.97
CH 062	5310	15.79								
CH 102	5510	16.92	CH 110	19.90	19.72	19.95	19.95	19.95	19.87	19.93
CH 110	5550	**19.98**								
CH 134	5670	19.80								
CH 142*	5710	19.78								

Note: The above Frequency and Channel in "*" were straddle Channel.

802.11ac VHT20 RF Output Power (dBm)											
Power vs. Channel			Power vs Data Rate								
Channel	Frequency (MHz)	MCS Index	Channel	MCS Index							
		MCS0		MCS1	MCS2	MCS3	MCS4	MCS5	MCS6	MCS7	MCS8
Duty Cycle (%)											
CH 036	5180	18.62	CH 048	20.74	20.62	20.73	20.71	20.73	20.72	20.72	20.73
CH 044	5220	20.52									
CH 048	5240	**20.75**									
CH 052	5260	**20.56**	CH 052	20.52	20.40	20.55	20.52	20.54	20.52	20.49	20.51
CH 060	5300	20.53									
CH 064	5320	18.66									
CH 100	5500	20.08	CH 116	20.51	20.39	20.54	20.50	20.55	20.54	20.55	20.55
CH 116	5580	**20.57**									
CH 140	5700	18.73									
CH 144*	5720	20.53									

Note: The above Frequency and Channel in "*" were straddle Channel.

802.11ac VHT40 RF Output Power (dBm)													
Power vs. Channel			Power vs Data Rate										
Channel	Frequency (MHz)	MCS Index	Channel	MCS Index									
		MCS0		MCS1	MCS2	MCS3	MCS4	MCS5	MCS6	MCS7	MCS8	MCS9
Duty Cycle (%)													
CH 038	5190	14.82	CH 046	19.67	19.51	19.81	19.75	19.83	19.60	19.81	19.83	19.82
CH 046	5230	**19.84**										
CH 054	5270	**20.30**	CH 054	20.07	19.82	20.20	20.19	20.20	20.02	20.28	20.19	20.20
CH 062	5310	15.87										
CH 102	5510	16.94	CH 110	20.20	19.95	20.20	20.19	20.19	20.21	20.18	20.21	20.19
CH 110	5550	**20.23**										
CH 134	5670	20.06										
CH 142*	5710	20.03										

Note: The above Frequency and Channel in "*" were straddle Channel.

802.11ac VHT80 RF Output Power (dBm)													
Power vs. Channel			Power vs Data Rate										
Channel	Frequency (MHz)	MCS Index	Channel	MCS Index									
		MCS0		MCS1	MCS2	MCS3	MCS4	MCS5	MCS6	MCS7	MCS8	MCS9
Duty Cycle (%)													
CH 042	5210	**14.45**	CH 042	14.33	14.25	14.40	14.41	14.43	14.39	14.41	14.37	14.41
CH 058	5290	**15.89**	CH 058	15.84	15.81	15.84	15.86	15.86	15.80	15.84	15.84	15.82
CH 106	5530	14.35	CH 138	19.99	19.93	19.97	19.98	19.97	20.00	20.05	19.97	19.79
CH 122	5610	19.20										
CH 138*	5690	**20.09**										

Note: The above Frequency and Channel in "*" were straddle Channel.

<TXBF Mode>

MIMO<Ant. 1 + 2>

802.11n HT20 RF Output Power (dBm)											
Power vs. Channel			Power vs Data Rate								
Channel	Frequency (MHz)	MCS Index	Channel	MCS Index							
		MCS0		MCS1	MCS2	MCS3	MCS4	MCS5	MCS6	MCS7
CH 036	5180	19.61	CH 048	20.68	20.68	20.72	20.72	20.72	20.67	20.67
CH 044	5220	20.65								
CH 048	5240	**20.73**								
CH 052	5260	19.88	CH 064	19.91	19.92	19.96	19.81	19.91	19.96	19.81
CH 060	5300	19.77								
CH 064	5320	**19.97**								
CH 100	5500	19.46	CH 144	19.41	19.36	19.41	19.36	19.41	19.41	19.41
CH 116	5580	19.12								
CH 140	5700	19.31								
CH 144*	5720	**19.51**								

Note: The above Frequency and Channel in "*" were straddle Channel.

802.11n HT40 RF Output Power (dBm)											
Power vs. Channel			Power vs Data Rate								
Channel	Frequency (MHz)	MCS Index	Channel	MCS Index							
		MCS0		MCS1	MCS2	MCS3	MCS4	MCS5	MCS6	MCS7
CH 038	5190	15.85	CH 046	20.54	20.45	20.44	20.45	20.50	20.47	20.50
CH 046	5230	**20.57**								
CH 054	5270	**20.52**	CH 054	20.22	20.31	20.31	20.31	20.42	20.47	20.47
CH 062	5310	16.21								
CH 102	5510	17.56	CH 134	20.71	20.76	20.71	20.81	20.76	20.66	20.76
CH 110	5550	20.57								
CH 134	5670	**20.91**								
CH 142*	5710	20.86								

Note: The above Frequency and Channel in "*" were straddle Channel.

802.11ac VHT20 RF Output Power (dBm)												
Power vs. Channel			Power vs Data Rate									
Channel	Frequency (MHz)	MCS Index	Channel	MCS Index								
		MCS0		MCS1	MCS2	MCS3	MCS4	MCS5	MCS6	MCS7	MCS8
CH 036	5180	19.65	CH 048	20.74	20.74	20.77	20.77	20.77	20.73	20.72	20.77
CH 044	5220	20.68									
CH 048	5240	**20.78**									
CH 052	5260	19.91	CH 064	19.91	19.92	19.96	19.81	19.91	19.96	19.81	19.91
CH 060	5300	19.82									
CH 064	5320	**20.01**									
CH 100	5500	**19.66**	CH 100	19.61	19.56	19.61	19.56	19.61	19.61	19.61	19.61
CH 116	5580	19.17									
CH 140	5700	19.61									
CH 144*	5720	19.56									

Note: The above Frequency and Channel in "*" were straddle Channel.

802.11ac VHT40 RF Output Power (dBm)													
Power vs. Channel			Power vs Data Rate										
Channel	Frequency (MHz)	MCS Index	Channel	MCS Index									
		MCS0		MCS1	MCS2	MCS3	MCS4	MCS5	MCS6	MCS7	MCS8	MCS9
CH 038	5190	15.84	CH 046	20.63	20.54	20.53	20.54	20.58	20.55	20.58	20.70	20.65
CH 046	5230	**20.73**										
CH 054	5270	**20.57**	CH 054	20.22	20.31	20.31	20.31	20.47	20.52	20.47	20.37	20.47
CH 062	5310	16.37										
CH 102	5510	17.62	CH 134	20.76	20.81	20.76	20.86	20.81	20.71	20.81	20.81	20.91
CH 110	5550	20.68										
CH 134	5670	**20.96**										
CH 142*	5710	20.91										

Note: The above Frequency and Channel in "*" were straddle Channel.

802.11ac VHT80 RF Output Power (dBm)													
Power vs. Channel			Power vs Data Rate										
Channel	Frequency (MHz)	MCS Index	Channel	MCS Index									
		MCS0		MCS1	MCS2	MCS3	MCS4	MCS5	MCS6	MCS7	MCS8	MCS9
CH 042	5210	**18.10**	CH 042	17.97	17.97	17.97	17.97	17.97	17.97	17.97	17.91	17.91
CH 058	5290	**18.17**	CH 058	18.01	18.01	17.96	18.06	18.06	18.06	18.01	18.06	18.01
CH 106	5530	18.21	CH 122	20.66	20.56	20.66	20.66	20.66	20.66	20.71	20.66	20.71
CH 122	5610	**20.76**										
CH 138*	5690	20.56										

Note: The above Frequency and Channel in "*" were straddle Channel.

2.3 Connection Diagram of Test System

<Radiated Emission Mode>

<CDD Mode>

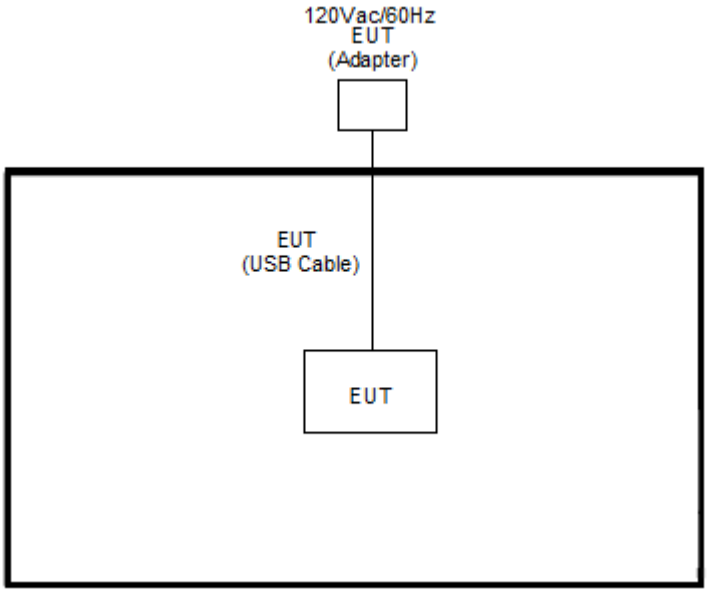

<TXBF Mode>

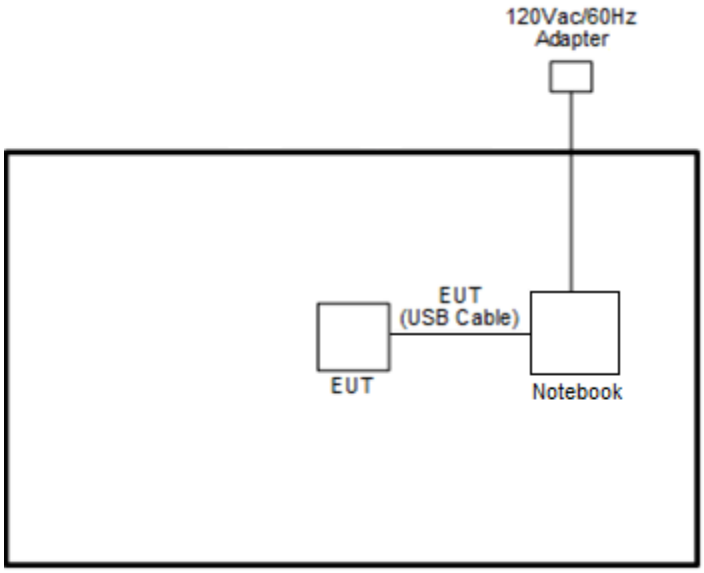

<AC Conducted Emission Mode>

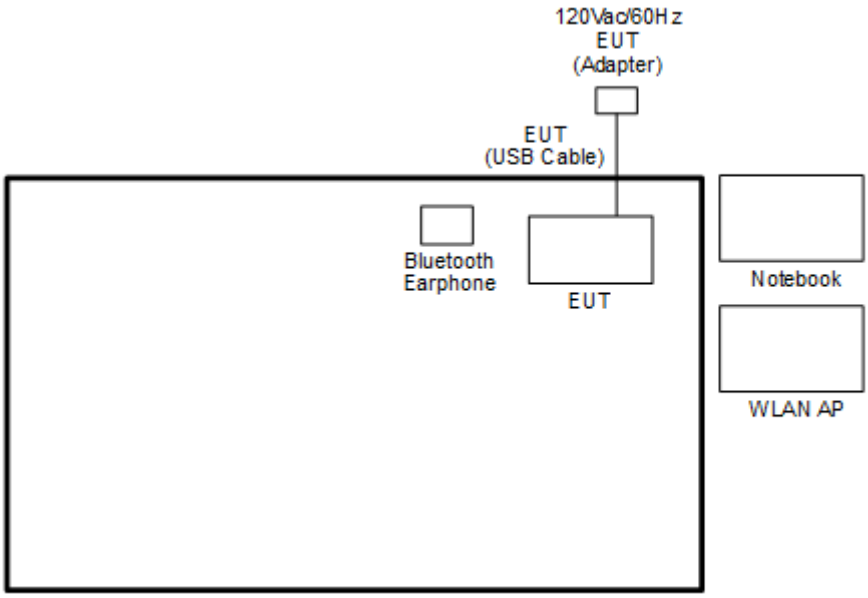

2.4 Support Unit used in test configuration and system

Item	Equipment	Trade Name	Model Name	FCC ID	Data Cable	Power Cord
1.	Bluetooth Earphone	Sony Ericsson	MW600	PY7DDA-2029	N/A	N/A
2.	WLAN AP	ASUS	RT-AC66U	MSQ-RTAC66U	N/A	Unshielded, 1.8 m
3.	Notebook	DELL	Latitude E6320	FCC DoC/ Contains FCC ID: QDS-BRCM1054	N/A	AC I/P: Unshielded, 1.2 m DC O/P: Shielded, 1.8 m
4.	Notebook	Lenovo	M490S(E330)	QDS-BRCM1063	N/A	AC I/P: Unshielded, 1.2 m DC O/P: Shielded, 1.8 m
5.	SD Card	SanDisk	MicroSD HC	FCC DoC	N/A	N/A

2.5 EUT Operation Test Setup

The RF test items, utility "CMD" was installed in Notebook which was programmed in order to make the EUT get into the engineering modes to provide channel selection, power level, data rate and the application type and for continuous transmitting signals.

For TXBF mode, the modulation modes and data rates manipulated by the command lines in the engineering program made the EUT link to another EUT by power under the normal operation. The "CMD" software tool was used to enable the EUT to transmit signals continuously.

2.6 Measurement Results Explanation Example

For all conducted test items:

The offset level is set in the spectrum analyzer to compensate the RF cable loss and attenuator factor between EUT conducted output port and spectrum analyzer. With the offset compensation, the spectrum analyzer reading level is exactly the EUT RF output level.

Example :

The spectrum analyzer offset is derived from RF cable loss and attenuator factor.

Offset = RF cable loss + attenuator factor.

Following shows an offset computation example with cable loss 4.2 dB and 10dB attenuator.

Offset(dB) = RF cable loss(dB) + attenuator factor(dB).

= 4.2 + 10 = 14.2 (dB)

3 Test Result

3.1 26dB & 99% Occupied Bandwidth Measurement

3.1.1 Description of 26dB & 99% Occupied Bandwidth

This section is for reporting purpose only.

There is no restriction limits for bandwidth.

For Straddle Channel, according to KDB 789033 D02 General UNII Test Procedures New Rules v02r01, if the power and PSD of the devices are uniform and comply with the lower limits specified for the U-NII-2 bands, a single measurement over the entire emission bandwidth can be performed to show compliance.

3.1.2 Measuring Instruments

See list of measuring equipment of this test report.

3.1.3 Test Procedures

1. The testing follows FCC KDB 789033 D02 General UNII Test Procedures New Rules v02r01. Section C) Emission bandwidth
2. Set RBW = approximately 1% of the emission bandwidth.
3. Set the VBW > RBW.
4. Detector = Peak.
5. Trace mode = max hold
6. Measure the maximum width of the emission that is 26 dB down from the peak of the emission. Compare this with the RBW setting of the analyzer. Readjust RBW and repeat measurement as needed until the RBW/EBW ratio is approximately 1%.
7. For 99% Bandwidth Measurement, the spectrum analyzer's resolution bandwidth (RBW) is set 1-5% of the emission bandwidth and set the Video bandwidth (VBW) ≥ 3 * RBW.
8. Measure and record the results in the test report.

3.1.4 Test Setup

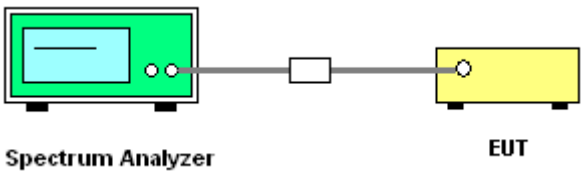

3.1.5 Test Result of 26dB & 99% Occupied Bandwidth

Test Engineer :	Kai Liao and Tommy Lee	Temperature :	21~25℃
		Relative Humidity :	51~54%

<CDD Mode>

Band I												
Mod.	Data Rate	NTX	CH.	Freq. (MHz)	99% Bandwidth (MHz)		26 dB Bandwidth (MHz)		IC 99% Bandwidth Power Limit (dBm)		IC 99% Bandwidth EIRP Limit (dBm)	
					Ant 1	Ant 2	Ant 1	Ant 2	Ant 1	Ant 2	Ant 1	Ant 2
11a	6Mbps	1	36	5180	17.20	-	22.90	-	-		22.36	-
11a	6Mbps	1	44	5220	18.55	-	40.00	-	-		22.68	-
11a	6Mbps	1	48	5240	17.60	-	39.90	-	-		22.46	-
VHT20	MCS0	1	36	5180	18.15	-	23.30	-	-		22.59	-
VHT20	MCS0	1	44	5220	18.40	-	40.20	-	-		22.65	-
VHT20	MCS0	1	48	5240	17.60	-	39.25	-	-		22.46	-
VHT40	MCS0	1	38	5190	36.90	-	41.22	-	-		23.01	-
VHT40	MCS0	1	46	5230	37.10	-	74.81	-	-		23.01	-
VHT80	MCS0	1	42	5210	77.28	-	81.92	-	-		23.01	-
11a	6Mbps	2	36	5180	17.25	17.05	23.30	22.70	-		22.32	
11a	6Mbps	2	44	5220	17.45	17.25	23.50	23.70	-		22.37	
11a	6Mbps	2	48	5240	16.75	16.70	23.60	26.80	-		22.23	
VHT20	MCS0	2	36	5180	18.15	18.00	23.40	23.10	-		22.55	
VHT20	MCS0	2	44	5220	18.10	18.10	23.40	24.70	-		22.58	
VHT20	MCS0	2	48	5240	17.50	17.55	33.60	30.00	-		22.43	
VHT40	MCS0	2	38	5190	36.80	36.70	41.22	41.04	-		23.01	
VHT40	MCS0	2	46	5230	36.80	36.90	41.40	41.22	-		23.01	
VHT80	MCS0	2	42	5210	**77.40**	77.04	**82.24**	81.92	-		23.01	

Band II														
Mod.	Data Rate	NTX	CH.	Freq. (MHz)	99% Bandwidth (MHz)		26 dB Bandwidth (MHz)		IC 99% Bandwidth Power Limit (dBm)		IC 99% Bandwidth EIRP Limit (dBm)		FCC 26dB Bandwidth Power Limit (dBm)	
					Ant 1	Ant 2	Ant 1	Ant 2	Ant 1	Ant 2	Ant 1	Ant 2	Ant 1	Ant 2
11a	6Mbps	1	52	5260	17.05	-	37.30	-	23.32	-	29.32	-	23.98	-
11a	6Mbps	1	60	5300	17.35	-	23.40	-	23.39	-	29.39	-	23.98	-
11a	6Mbps	1	64	5320	17.25	-	23.20	-	23.37	-	29.37	-	23.98	-
VHT20	MCS0	1	52	5260	17.60	-	34.90	-	23.46	-	29.46	-	23.98	-
VHT20	MCS0	1	60	5300	18.55	-	44.70	-	23.68	-	29.68	-	23.98	-
VHT20	MCS0	1	64	5320	18.20	-	23.50	-	23.60	-	29.60	-	23.98	-
VHT40	MCS0	1	54	5270	37.60	-	**91.64**	-	23.98	-	30.00	-	23.98	-
VHT40	MCS0	1	62	5310	36.90	-	41.22	-	23.98	-	30.00	-	23.98	-
VHT80	MCS0	1	58	5290	**77.40**	-	81.92	-	23.98	-	30.00	-	23.98	-
11a	6Mbps	2	52	5260	16.80	16.90	27.10	33.00	23.25		29.25		23.98	
11a	6Mbps	2	60	5300	17.15	17.05	23.20	22.80	23.32		29.32		23.98	
11a	6Mbps	2	64	5320	17.05	17.15	23.00	22.80	23.32		29.32		23.98	
VHT20	MCS0	2	52	5260	17.55	17.70	32.90	32.40	23.44		29.44		23.98	
VHT20	MCS0	2	60	5300	18.30	18.05	25.55	25.00	23.56		29.56		23.98	
VHT20	MCS0	2	64	5320	18.15	18.10	23.40	22.90	23.58		29.58		23.98	
VHT40	MCS0	2	54	5270	36.90	36.90	44.64	42.17	23.98		30.00		23.98	
VHT40	MCS0	2	62	5310	36.70	36.70	41.58	41.22	23.98		30.00		23.98	
VHT80	MCS0	2	58	5290	77.16	77.04	81.92	82.24	23.98		30.00		23.98	

Band III																
Mod.	Data Rate	NTX	CH.	Freq. (MHz)	99% Bandwidth In U-NII 2C (MHz)		26 dB Bandwidth In U-NII 2C (MHz)		IC 99% Bandwidth Power Limit (dBm)		IC 99% Bandwidth EIRP Limit (dBm)		FCC 26dB Bandwidth Power Limit (dBm)		6 dB Bandwidth for Straddle Channel (MHz)	
					Ant 1	Ant 2	Ant 1	Ant 2	Ant 1	Ant 2	Ant 1	Ant 2	Ant 1	Ant 2	Ant 1	Ant 2
11a	6Mbps	1	100	5500	17.20	-	23.20	-	23.36	-	29.36	-	23.98	-	----	----
11a	6Mbps	1	116	5580	16.95	-	35.80	-	23.29	-	29.29	-	23.98	-	----	----
11a	6Mbps	1	140	5700	17.15	-	23.10	-	23.34	-	29.34	-	23.98	-	----	----
11a	6Mbps	1	144	5720	13.85	-	21.25	-	22.41	-	28.41	-	23.98	-	3.15	-
VHT20	MCS0	1	100	5500	18.30	-	27.20	-	23.62	-	29.62	-	23.98	-	----	----
VHT20	MCS0	1	116	5580	17.65	-	42.50	-	23.47	-	29.47	-	23.98	-	----	----
VHT20	MCS0	1	140	5700	18.10	-	23.30	-	23.58	-	29.58	-	23.98	-	----	----
VHT20	MCS0	1	144	5720	14.30	-	26.35	-	22.55	-	28.55	-	23.98	-	3.8	-
VHT40	MCS0	1	102	5510	36.70	-	41.58	-	23.98	-	30.00	-	23.98	-	----	----
VHT40	MCS0	1	110	5550	37.20	-	72.64	-	23.98	-	30.00	-	23.98	-	----	----
VHT40	MCS0	1	134	5670	37.00	-	74.00	-	23.98	-	30.00	-	23.98	-	----	----
VHT40	MCS0	1	142	5710	33.70	-	55.98	-	23.98	-	30.00	-	23.98	-	2.73	-
VHT80	MCS0	1	106	5530	77.04	-	82.24	-	23.98	-	30.00	-	23.98	-	----	----
VHT80	MCS0	1	122	5610	**77.28**	-	106.67	-	23.98	-	30.00	-	23.98	-	----	----
VHT80	MCS0	1	138	5690	73.76	-	104.67	-	23.98	-	30.00	-	23.98	-	2.6	-
11a	6Mbps	2	100	5500	17.30	17.20	23.20	22.60	23.36		29.36		23.98		----	----
11a	6Mbps	2	116	5580	16.70	16.70	24.00	23.60	23.23		29.23		23.98		----	----
11a	6Mbps	2	140	5700	17.10	17.20	23.30	22.90	23.33		29.33		23.98		----	----
11a	6Mbps	2	144	5720	13.75	13.85	21.10	23.35	22.38		28.38		23.98		3.25	3.25
VHT20	MCS0	2	100	5500	18.10	18.15	23.70	23.00	23.58		29.58		23.98		----	----
VHT20	MCS0	2	116	5580	17.55	17.60	35.40	29.80	23.44		29.44		23.98		----	----
VHT20	MCS0	2	140	5700	18.30	18.20	23.40	23.50	23.60		29.60		23.98		----	----
VHT20	MCS0	2	144	5720	14.05	14.30	27.20	27.80	22.48		28.48		23.98		3.85	3.85
VHT40	MCS0	2	102	5510	36.70	36.70	41.58	41.22	23.98		30.00		23.98		----	----
VHT40	MCS0	2	110	5550	36.90	36.90	47.70	50.22	23.98		30.00		23.98		----	----
VHT40	MCS0	2	134	5670	37.00	37.40	60.66	74.37	23.98		30.00		23.98		----	----
VHT40	MCS0	2	142	5710	33.50	33.60	42.54	56.40	23.98		30.00		23.98		2.91	3
VHT80	MCS0	2	106	5530	77.16	77.16	82.24	82.33	23.98		30.00		23.98		----	----
VHT80	MCS0	2	122	5610	77.16	**77.28**	82.56	82.24	23.98		30.00		23.98		----	----
VHT80	MCS0	2	138	5690	73.52	74.00	97.78	**116.36**	23.98		30.00		23.98		2.76	2.76

Maximum 26dB Bandwidth

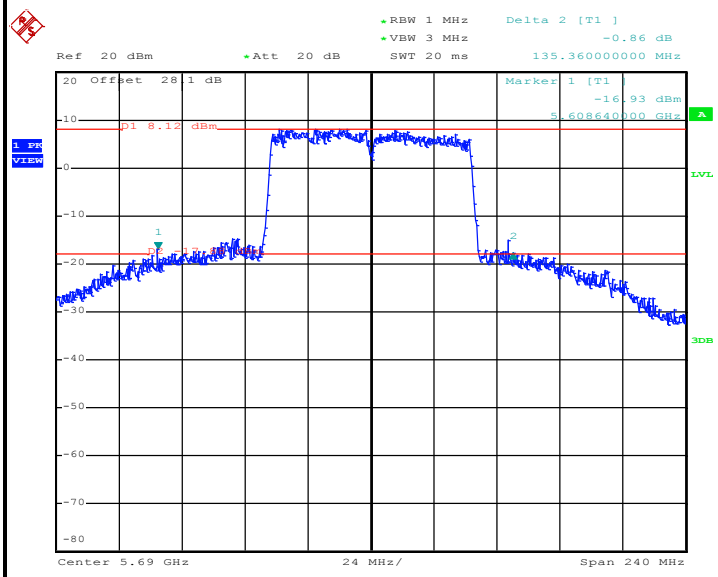

Date: 29.AUG.2018 06:11:27

Maximum 99% Occupied Bandwidth

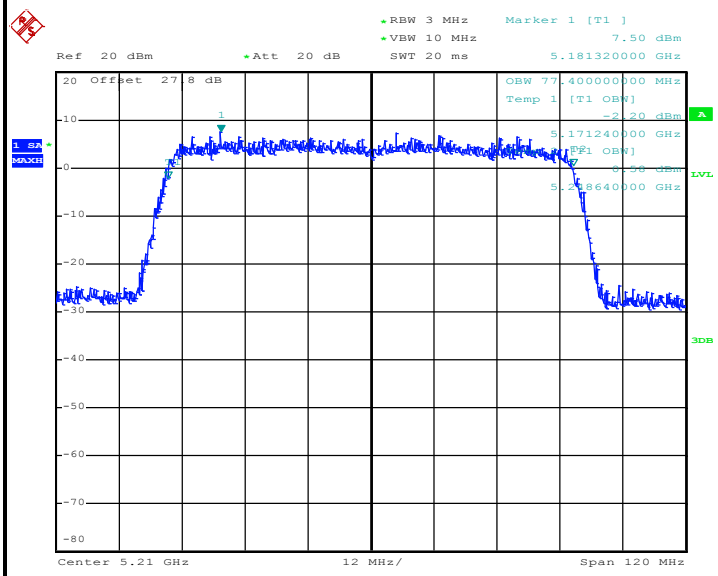

Date: 29.AUG.2018 06:52:30

Note: The occupied channel bandwidth is maintained within the band of operation for all of the modulations.

<TXBF Modes>

Band I												
Mod.	Data Rate	NTX	CH.	Freq. (MHz)	99% Bandwidth (MHz)		26 dB Bandwidth (MHz)		IC 99% Bandwidth Power Limit (dBm)		IC 99% Bandwidth EIRP Limit (dBm)	
					Ant 1	Ant 2	Ant 1	Ant 2	Ant 1	Ant 2	Ant 1	Ant 2
VHT20	MCS0	2	36	5180	18.20	18.05	23.30	23.35	-		22.56	
VHT20	MCS0	2	44	5220	18.30	18.25	23.10	23.45	-		22.61	
VHT20	MCS0	2	48	5240	17.50	17.50	22.40	22.60	-		22.43	
VHT40	MCS0	2	38	5190	36.80	36.70	41.49	41.22	-		23.01	
VHT40	MCS0	2	46	5230	36.50	36.80	59.94	41.69	-		23.01	
VHT80	MCS0	2	42	5210	**78.12**	77.16	**82.09**	81.28	-		23.01	

Band II														
Mod.	Data Rate	NTX	CH.	Freq. (MHz)	99% Bandwidth (MHz)		26 dB Bandwidth (MHz)		IC 99% Bandwidth Power Limit (dBm)		IC 99% Bandwidth EIRP Limit (dBm)		FCC 26dB Bandwidth Power Limit (dBm)	
					Ant 1	Ant 2	Ant 1	Ant 2	Ant 1	Ant 2	Ant 1	Ant 2	Ant 1	Ant 2
VHT20	MCS0	2	52	5260	17.45	17.55	20.80	20.70	23.42		29.42		23.98	
VHT20	MCS0	2	60	5300	18.15	18.10	23.55	23.20	23.58		29.58		23.98	
VHT20	MCS0	2	64	5320	18.15	18.15	23.10	23.30	23.59		29.59		23.98	
VHT40	MCS0	2	54	5270	36.80	36.80	41.92	60.41	23.98		30.00		23.98	
VHT40	MCS0	2	62	5310	36.90	36.80	40.86	41.10	23.98		30.00		23.98	
VHT80	MCS0	2	58	5290	**78.12**	77.16	**81.60**	81.44	23.98		30.00		23.98	

Band III																
Mod.	Data Rate	NTX	CH.	Freq. (MHz)	99% Bandwidth In U-NII 2C (MHz)		26 dB Bandwidth In U-NII 2C (MHz)		IC 99% Bandwidth Power Limit (dBm)		IC 99% Bandwidth EIRP Limit (dBm)		FCC 26dB Bandwidth Power Limit (dBm)		6 dB Bandwidth for Straddle Channel (MHz)	
					Ant 1	Ant 2	Ant 1	Ant 2	Ant 1	Ant 2	Ant 1	Ant 2	Ant 1	Ant 2	Ant 1	Ant 2
VHT20	MCS0	2	100	5500	18.15	18.25	23.25	22.90	23.59		29.59		23.98		----	----
VHT20	MCS0	2	116	5580	17.50	17.30	20.70	20.70	23.38		29.38		23.98		----	----
VHT20	MCS0	2	140	5700	18.15	18.30	23.10	23.80	23.59		29.59		23.98		----	----
VHT20	MCS0	2	144	5720	14.10	14.10	16.50	16.90	22.49		28.49		23.17		3.75	3.8
VHT40	MCS0	2	102	5510	36.70	36.70	40.86	41.29	23.98		30.00		23.98		----	----
VHT40	MCS0	2	110	5550	36.80	36.70	55.80	58.59	23.98		30.00		23.98		----	----
VHT40	MCS0	2	134	5670	36.90	36.90	59.31	72.29	23.98		30.00		23.98		----	----
VHT40	MCS0	2	142	5710	33.80	33.70	44.97	43.98	23.98		30.00		23.98		3.21	3.18
VHT80	MCS0	2	106	5530	**78.00**	76.32	82.05	81.92	23.98		30.00		23.98		----	----
VHT80	MCS0	2	122	5610	76.92	77.64	106.24	**130.72**	23.98		30.00		23.98		----	----
VHT80	MCS0	2	138	5690	74.36	73.88	90.68	97.08	23.98		30.00		23.98		3.17	3.24

Maximum 26dB Bandwidth

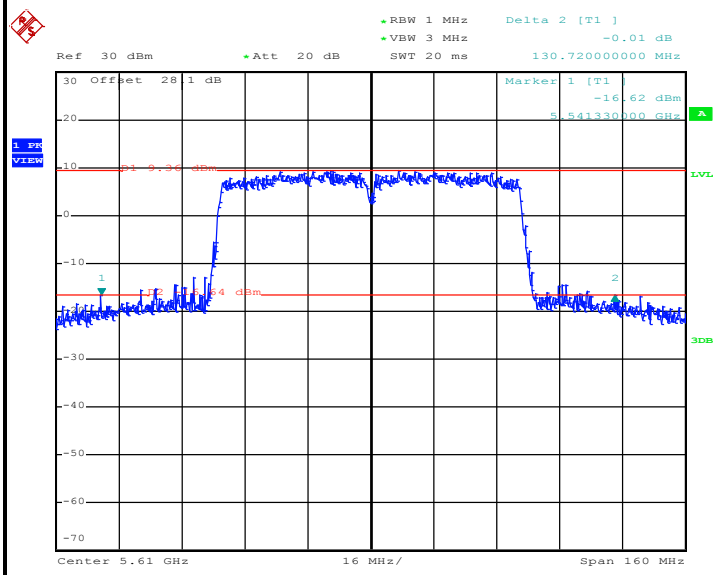

Date: 1.SEP.2018 03:46:34

Maximum 99% Occupied Bandwidth

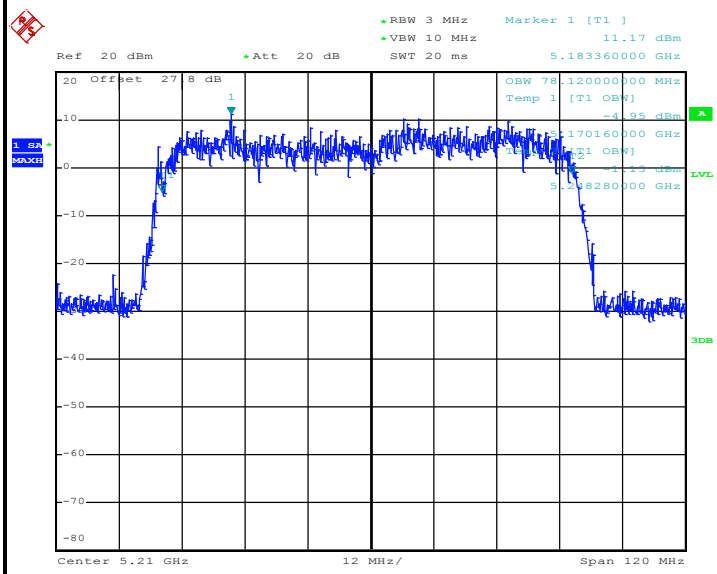

Date: 1.SEP.2018 03:19:44

Note: The occupied channel bandwidth is maintained within the band of operation for all of the modulations.

3.2 Maximum Conducted Output Power Measurement

3.2.1 Limit of Maximum Conducted Output Power

<FCC 14-30 CFR 15.407>

For the 5.15–5.25 GHz bands:

- For mobile and portable client devices in the 5.15–5.25 GHz band, the maximum conducted output power over the frequency band of operation shall not exceed 250 mW. For an indoor access point operating in the band 5.15-5.25 GHz, the maximum conducted output power over the frequency band of operation shall not exceed 1 W.

For the 5.25–5.725 GHz bands:

- The maximum conducted output power over the frequency bands of operation shall not exceed the lesser of 250 mW or 11 dBm 10 log B, where B is the 26 dB emission bandwidth in megahertz.

For Straddle Channel, according to KDB 789033 D02 General UNII Test Procedures New Rules v02r01, if the power and PSD of the devices are uniform and comply with the lower limits specified for the U-NII-2 bands, a single measurement over the entire emission bandwidth can be performed to show compliance.

If transmitting antennas of directional gain greater than 6 dBi are used, the peak output power shall be reduced by the amount in dB that the directional gain of the antenna exceeds 6 dBi.

Note that U-NII-2 band, devices with a maximum e.i.r.p. greater than 500 mW shall implement TPC in order to have the capability to operate at least 6 dB below the maximum permitted e.i.r.p. of 1 W.

3.2.2 Measuring Instruments

See list of measuring equipment of this test report.

3.2.3 Test Procedures

<CDD Modes>

The testing follows Method PM of FCC KDB 789033 D02 General UNII Test Procedures New Rules v02r01.

Method PM (Measurement using an RF average power meter):

1. Measurement is performed using a wideband RF power meter.
2. The EUT is configured to transmit continuously with a consistent duty cycle at its maximum power control level.
3. Measure the average power of the transmitter, and the average power is corrected with duty factor, 10 log(1/x), where x is the duty cycle.

<TXBF Modes>

The testing follows Method PM-G of FCC KDB 789033 D02 General UNII Test Procedures New Rules v02r01 for TXBF modes.

Method PM-G (Measurement using a gated RF average power meter):

1. Measurement is performed using a wideband RF power meter.
2. The EUT is configured to transmit at its maximum power control level.
3. Measure the average power of the transmitter
4. Since the measurement is made only during the ON time of the transmitter, no duty cycle correction factor is required.

For Straddle Channel, according to KDB 789033 D02 General UNII Test Procedures New Rules v02r01, if the power and PSD of the devices are uniform and comply with the lower limits specified for the U-NII-2 bands, a single measurement over the entire emission bandwidth can be performed to show compliance.

3.2.4 Test Setup

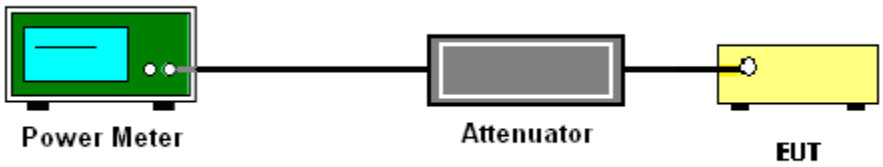

3.2.5 Test Result of Maximum Conducted Output Power

Test Engineer :	Kai Liao and Tommy Lee	Temperature :	21~25℃
		Relative Humidity :	51~54%

<CDD Mode>

FCC Band I														
Mod.	Data Rate	NTX	CH.	Freq. (MHz)	Duty Factor (dB)		Average Conducted Power (dBm)			FCC Conducted Power Limit (dBm)		DG (dBi)		Pass/Fail
					Ant 1	Ant 2	Ant 1	Ant 2	SUM	Ant 1	Ant 2	Ant 1	Ant 2	
11a	6Mbps	1	36	5180	0.18	0.18	15.75	15.63		24.00	24.00	4.60	3.38	Pass
11a	6Mbps	1	44	5220	0.18	0.18	19.45	19.42		24.00	24.00	4.60	3.38	Pass
11a	6Mbps	1	48	5240	0.18	0.18	19.38	19.18		24.00	24.00	4.60	3.38	Pass
HT20	MCS0	1	36	5180	0.24	0.24	15.81	15.70		24.00	24.00	4.60	3.38	Pass
HT20	MCS0	1	44	5220	0.24	0.24	18.18	18.00		24.00	24.00	4.60	3.38	Pass
HT20	MCS0	1	48	5240	0.24	0.24	18.21	17.94		24.00	24.00	4.60	3.38	Pass
HT40	MCS0	1	38	5190	0.38	0.38	12.47	12.19		24.00	24.00	4.60	3.38	Pass
HT40	MCS0	1	46	5230	0.38	0.38	17.52	17.28		24.00	24.00	4.60	3.38	Pass
VHT20	MCS0	1	36	5180	0.18	0.18	15.94	15.85		24.00	24.00	4.60	3.38	Pass
VHT20	MCS0	1	44	5220	0.18	0.18	18.19	18.07		24.00	24.00	4.60	3.38	Pass
VHT20	MCS0	1	48	5240	0.18	0.18	18.24	17.98		24.00	24.00	4.60	3.38	Pass
VHT40	MCS0	1	38	5190	0.37	0.37	12.73	12.33		24.00	24.00	4.60	3.38	Pass
VHT40	MCS0	1	46	5230	0.37	0.37	17.53	17.30		24.00	24.00	4.60	3.38	Pass
VHT80	MCS0	1	42	5210	0.70	0.70	11.46	11.17		24.00	24.00	4.60	3.38	Pass
11a	6Mbps	2	36	5180	0.18	0.18	15.54	16.56	19.09	24.00		4.60		Pass
11a	6Mbps	2	44	5220	0.18	0.18	17.35	18.25	20.83	24.00		4.60		Pass
11a	6Mbps	2	48	5240	0.18	0.18	17.54	18.21	**20.89**	24.00		4.60		Pass
HT20	MCS0	2	36	5180	0.24	0.24	14.95	15.98	18.51	24.00		4.60		Pass
HT20	MCS0	2	44	5220	0.24	0.24	16.89	17.62	20.29	24.00		4.60		Pass
HT20	MCS0	2	48	5240	0.24	0.24	17.37	17.97	20.70	24.00		4.60		Pass
HT40	MCS0	2	38	5190	0.38	0.38	11.30	12.21	14.79	24.00		4.60		Pass
HT40	MCS0	2	46	5230	0.38	0.38	16.18	17.31	19.79	24.00		4.60		Pass
VHT20	MCS0	2	36	5180	0.18	0.18	14.99	16.14	18.62	24.00		4.60		Pass
VHT20	MCS0	2	44	5220	0.18	0.18	16.98	17.98	20.52	24.00		4.60		Pass
VHT20	MCS0	2	48	5240	0.18	0.18	17.47	17.98	20.75	24.00		4.60		Pass
VHT40	MCS0	2	38	5190	0.37	0.37	11.29	12.28	14.82	24.00		4.60		Pass
VHT40	MCS0	2	46	5230	0.37	0.37	16.46	17.17	19.84	24.00		4.60		Pass
VHT80	MCS0	2	42	5210	0.68	0.68	11.01	11.83	14.45	24.00		4.60		Pass

FCC Band II															
Mod.	Data Rate	NTX	CH.	Freq. (MHz)	Duty Factor (dB)		Average Conducted Power (dBm)			FCC Conducted Power Limit (dBm)		DG (dBi)		EIRP Power Limit (dBm)	Pass/Fail
					Ant 1	Ant 2	Ant 1	Ant 2	SUM	Ant 1	Ant 2	Ant 1	Ant 2		
11a	6Mbps	1	52	5260	0.18	0.18	18.83	18.82		23.98	-	5.12	4.59	30	Pass
11a	6Mbps	1	60	5300	0.18	0.18	17.81	17.88		23.98	-	5.12	4.59	30	Pass
11a	6Mbps	1	64	5320	0.18	0.18	16.78	16.71		23.98	-	5.12	4.59	30	Pass
HT20	MCS0	1	52	5260	0.24	0.24	17.72	17.37		23.98	-	5.12	4.59	30	Pass
HT20	MCS0	1	60	5300	0.24	0.24	18.73	18.57		23.98	-	5.12	4.59	30	Pass
HT20	MCS0	1	64	5320	0.24	0.24	16.55	16.51		23.98	-	5.12	4.59	30	Pass
HT40	MCS0	1	54	5270	0.38	0.38	18.94	18.82		23.98	-	5.12	4.59	30	Pass
HT40	MCS0	1	62	5310	0.38	0.38	12.80	12.63		23.98	-	5.12	4.59	30	Pass
VHT20	MCS0	1	52	5260	0.18	0.18	17.74	17.55		23.98	-	5.12	4.59	30	Pass
VHT20	MCS0	1	60	5300	0.18	0.18	18.74	18.58		23.98	-	5.12	4.59	30	Pass
VHT20	MCS0	1	64	5320	0.18	0.18	16.59	16.55		23.98	-	5.12	4.59	30	Pass
VHT40	MCS0	1	54	5270	0.37	0.37	18.97	18.85		23.98	-	5.12	4.59	30	Pass
VHT40	MCS0	1	62	5310	0.37	0.37	12.83	12.68		23.98	-	5.12	4.59	30	Pass
VHT80	MCS0	1	58	5290	0.70	0.70	13.71	13.64		23.98	-	5.12	4.59	30	Pass
11a	6Mbps	2	52	5260	0.18	0.18	17.51	18.08	**20.81**	23.98		5.12		30	Pass
11a	6Mbps	2	60	5300	0.18	0.18	16.99	17.22	20.11	23.98		5.12		30	Pass
11a	6Mbps	2	64	5320	0.18	0.18	16.03	16.30	19.17	23.98		5.12		30	Pass
HT20	MCS0	2	52	5260	0.24	0.24	16.84	17.28	20.08	23.98		5.12		30	Pass
HT20	MCS0	2	60	5300	0.24	0.24	17.28	17.73	20.53	23.98		5.12		30	Pass
HT20	MCS0	2	64	5320	0.24	0.24	15.35	15.69	18.54	23.98		5.12		30	Pass
HT40	MCS0	2	54	5270	0.38	0.38	16.78	17.18	19.99	23.98		5.12		30	Pass
HT40	MCS0	2	62	5310	0.38	0.38	12.57	12.99	15.79	23.98		5.12		30	Pass
VHT20	MCS0	2	52	5260	0.18	0.18	17.31	17.77	20.56	23.98		5.12		30	Pass
VHT20	MCS0	2	60	5300	0.18	0.18	17.29	17.74	20.53	23.98		5.12		30	Pass
VHT20	MCS0	2	64	5320	0.18	0.18	15.63	15.67	18.66	23.98		5.12		30	Pass
VHT40	MCS0	2	54	5270	0.37	0.37	17.10	17.47	20.30	23.98		5.12		30	Pass
VHT40	MCS0	2	62	5310	0.37	0.37	12.81	12.90	15.87	23.98		5.12		30	Pass
VHT80	MCS0	2	58	5290	0.68	0.68	12.65	13.10	15.89	23.98		5.12		30	Pass

FCC Band III															
Mod.	Data Rate	NTX	CH.	Freq. (MHz)	Duty Factor (dB)		Average Conducted Power (dBm)			FCC Conducted Power Limit (dBm)		DG (dBi)		EIRP Power Limit (dBm)	Pass/Fail
					Ant 1	Ant 2	Ant 1	Ant 2	SUM	Ant 1	Ant 2	Ant 1	Ant 2		
11a	6Mbps	1	100	5500	0.18	0.18	17.81	17.57		23.98	-	5.18	4.41	30	Pass
11a	6Mbps	1	116	5580	0.18	0.18	18.95	18.66		23.98	-	5.18	4.41	30	Pass
11a	6Mbps	1	140	5700	0.18	0.18	16.47	16.40		23.98	-	5.18	4.41	30	Pass
11a	6Mbps	1	144	5720	0.18	0.18	18.65	18.47		23.98	-	5.18	4.41	30	Pass
HT20	MCS0	1	100	5500	0.24	0.24	17.77	17.57		23.98	-	5.18	4.41	30	Pass
HT20	MCS0	1	116	5580	0.24	0.24	18.57	18.10		23.98	-	5.18	4.41	30	Pass
HT20	MCS0	1	140	5700	0.24	0.24	15.91	15.77		23.98	-	5.18	4.41	30	Pass
HT20	MCS0	1	144	5720	0.24	0.24	18.24	18.18		23.98	-	5.18	4.41	30	Pass
HT40	MCS0	1	102	5510	0.38	0.38	15.50	15.21		23.98	-	5.18	4.41	30	Pass
HT40	MCS0	1	110	5550	0.38	0.38	18.67	18.49		23.98	-	5.18	4.41	30	Pass
HT40	MCS0	1	134	5670	0.38	0.38	17.63	17.61		23.98	-	5.18	4.41	30	Pass
HT40	MCS0	1	142	5710	0.38	0.38	18.17	18.00		23.98	-	5.18	4.41	30	Pass
VHT20	MCS0	1	100	5500	0.18	0.18	18.04	17.89		23.98	-	5.18	4.41	30	Pass
VHT20	MCS0	1	116	5580	0.18	0.18	18.64	18.49		23.98	-	5.18	4.41	30	Pass
VHT20	MCS0	1	140	5700	0.18	0.18	16.04	16.00		23.98	-	5.18	4.41	30	Pass
VHT20	MCS0	1	144	5720	0.18	0.18	18.34	18.29		23.98	-	5.18	4.41	30	Pass
VHT40	MCS0	1	102	5510	0.37	0.37	15.61	15.23		23.98	-	5.18	4.41	30	Pass
VHT40	MCS0	1	110	5550	0.37	0.37	18.67	18.50		23.98	-	5.18	4.41	30	Pass
VHT40	MCS0	1	134	5670	0.37	0.37	17.67	17.65		23.98	-	5.18	4.41	30	Pass
VHT40	MCS0	1	142	5710	0.37	0.37	18.21	18.10		23.98	-	5.18	4.41	30	Pass
VHT80	MCS0	1	106	5530	0.70	0.70	12.42	12.22		23.98	-	5.18	4.41	30	Pass
VHT80	MCS0	1	122	5610	0.70	0.70	17.61	17.58		23.98	-	5.18	4.41	30	Pass
VHT80	MCS0	1	138	5690	0.70	0.70	18.67	18.60		23.98	-	5.18	4.41	30	Pass

FCC Band III															
Mod.	Data Rate	NTX	CH.	Freq. (MHz)	Duty Factor (dB)		Average Conducted Power (dBm)			FCC Conducted Power Limit (dBm)		DG (dBi)		EIRP Power Limit (dBm)	Pass/Fail
					Ant 1	Ant 2	Ant 1	Ant 2	SUM	Ant 1	Ant 2	Ant 1	Ant 2		
11a	6Mbps	2	100	5500	0.18	0.18	17.12	17.01	20.07	23.98		5.18		30	Pass
11a	6Mbps	2	116	5580	0.18	0.18	17.40	17.28	20.35	23.98		5.18		30	Pass
11a	6Mbps	2	140	5700	0.18	0.18	16.23	16.22	19.23	23.98		5.18		30	Pass
11a	6Mbps	2	144	5720	0.18	0.18	17.44	17.19	20.32	23.98		5.18		30	Pass
HT20	MCS0	2	100	5500	0.24	0.24	17.06	16.99	20.04	23.98		5.18		30	Pass
HT20	MCS0	2	116	5580	0.24	0.24	17.50	17.44	20.49	23.98		5.18		30	Pass
HT20	MCS0	2	140	5700	0.24	0.24	15.43	15.40	18.43	23.98		5.18		30	Pass
HT20	MCS0	2	144	5720	0.24	0.24	17.49	17.17	20.35	23.98		5.18		30	Pass
HT40	MCS0	2	102	5510	0.38	0.38	14.03	13.80	16.92	23.98		5.18		30	Pass
HT40	MCS0	2	110	5550	0.38	0.38	17.20	16.73	19.98	23.98		5.18		30	Pass
HT40	MCS0	2	134	5670	0.38	0.38	16.76	16.82	19.80	23.98		5.18		30	Pass
HT40	MCS0	2	142	5710	0.38	0.38	16.78	16.76	19.78	23.98		5.18		30	Pass
VHT20	MCS0	2	100	5500	0.18	0.18	17.19	16.95	20.08	23.98		5.18		30	Pass
VHT20	MCS0	2	116	5580	0.18	0.18	17.60	17.52	**20.57**	23.98		5.18		30	Pass
VHT20	MCS0	2	140	5700	0.18	0.18	15.80	15.63	18.73	23.98		5.18		30	Pass
VHT20	MCS0	2	144	5720	0.18	0.18	17.65	17.38	20.53	23.98		5.18		30	Pass
VHT40	MCS0	2	102	5510	0.37	0.37	14.09	13.77	16.94	23.98		5.18		30	Pass
VHT40	MCS0	2	110	5550	0.37	0.37	17.54	16.88	20.23	23.98		5.18		30	Pass
VHT40	MCS0	2	134	5670	0.37	0.37	17.00	17.09	20.06	23.98		5.18		30	Pass
VHT40	MCS0	2	142	5710	0.37	0.37	17.18	16.85	20.03	23.98		5.18		30	Pass
VHT80	MCS0	2	106	5530	0.68	0.68	11.55	11.12	14.35	23.98		5.18		30	Pass
VHT80	MCS0	2	122	5610	0.68	0.68	16.42	15.93	19.20	23.98		5.18		30	Pass
VHT80	MCS0	2	138	5690	0.68	0.68	17.14	17.01	20.09	23.98		5.18		30	Pass

<TXBF Mode>

FCC Band I															
Mod.	Data Rate	NTX	CH.	Freq. (MHz)	Duty Factor (dB)		Average Conducted Power (dBm)			FCC Conducted Power Limit (dBm)		DG (dBi)		Pass/Fail
					Ant 1	Ant 2	Ant 1	Ant 2	SUM	Ant 1	Ant 2	Ant 1	Ant 2	
HT20	MCS0	2	36	5180	0.00	0.00	15.90	17.20	19.61	22.98		7.02		Pass
HT20	MCS0	2	44	5220	0.00	0.00	17.00	18.20	20.65	22.98		7.02		Pass
HT20	MCS0	2	48	5240	0.00	0.00	17.30	18.10	20.73	22.98		7.02		Pass
HT40	MCS0	2	38	5190	0.00	0.00	12.20	13.40	15.85	22.98		7.02		Pass
HT40	MCS0	2	46	5230	0.00	0.00	17.20	17.90	20.57	22.98		7.02		Pass
VHT20	MCS0	2	36	5180	0.00	0.00	16.00	17.20	19.65	22.98		7.02		Pass
VHT20	MCS0	2	44	5220	0.00	0.00	17.20	18.10	20.68	22.98		7.02		Pass
VHT20	MCS0	2	48	5240	0.00	0.00	17.30	18.20	**20.78**	22.98		7.02		Pass
VHT40	MCS0	2	38	5190	0.00	0.00	12.30	13.30	15.84	22.98		7.02		Pass
VHT40	MCS0	2	46	5230	0.00	0.00	17.30	18.10	20.73	22.98		7.02		Pass
VHT80	MCS0	2	42	5210	0.00	0.00	14.50	15.60	18.10	22.98		7.02		Pass

FCC Band II															
Mod.	Data Rate	NTX	CH.	Freq. (MHz)	Duty Factor (dB)		Average Conducted Power (dBm)			FCC Conducted Power Limit (dBm)		DG (dBi)		EIRP Power Limit (dBm)	Pass/Fail
					Ant 1	Ant 2	Ant 1	Ant 2	SUM	Ant 1	Ant 2	Ant 1	Ant 2		
HT20	MCS0	2	52	5260	0.00	0.00	16.40	17.30	19.88	22.11		7.87		30	Pass
HT20	MCS0	2	60	5300	0.00	0.00	16.50	17.00	19.77	22.11		7.87		30	Pass
HT20	MCS0	2	64	5320	0.00	0.00	16.70	17.20	19.97	22.11		7.87		30	Pass
HT40	MCS0	2	54	5270	0.00	0.00	17.20	17.80	20.52	22.11		7.87		30	Pass
HT40	MCS0	2	62	5310	0.00	0.00	13.00	13.40	16.21	22.11		7.87		30	Pass
VHT20	MCS0	2	52	5260	0.00	0.00	16.70	17.10	19.91	22.11		7.87		30	Pass
VHT20	MCS0	2	60	5300	0.00	0.00	16.50	17.10	19.82	22.11		7.87		30	Pass
VHT20	MCS0	2	64	5320	0.00	0.00	16.80	17.20	20.01	22.11		7.87		30	Pass
VHT40	MCS0	2	54	5270	0.00	0.00	17.30	17.80	**20.57**	22.11		7.87		30	Pass
VHT40	MCS0	2	62	5310	0.00	0.00	13.10	13.60	16.37	22.11		7.87		30	Pass
VHT80	MCS0	2	58	5290	0.00	0.00	14.90	15.40	18.17	22.11		7.87		30	Pass

FCC Band III															
Mod.	Data Rate	NTX	CH.	Freq. (MHz)	Duty Factor (dB)		Average Conducted Power (dBm)			FCC Conducted Power Limit (dBm)		DG (dBi)		EIRP Power Limit (dBm)	Pass/Fail
					Ant 1	Ant 2	Ant 1	Ant 2	SUM	Ant 1	Ant 2	Ant 1	Ant 2		
HT20	MCS0	2	100	5500	0.00	0.00	16.60	16.30	19.46	22.17		7.81		30	Pass
HT20	MCS0	2	116	5580	0.00	0.00	16.40	15.80	19.12	22.17		7.81		30	Pass
HT20	MCS0	2	140	5700	0.00	0.00	16.50	16.10	19.31	22.17		7.81		30	Pass
HT20	MCS0	2	144	5720	0.00	0.00	16.60	16.40	19.51	21.36		7.81		30	Pass
HT40	MCS0	2	102	5510	0.00	0.00	14.70	14.40	17.56	22.17		7.81		30	Pass
HT40	MCS0	2	110	5550	0.00	0.00	17.80	17.30	20.57	22.17		7.81		30	Pass
HT40	MCS0	2	134	5670	0.00	0.00	17.90	17.90	20.91	22.17		7.81		30	Pass
HT40	MCS0	2	142	5710	0.00	0.00	17.90	17.80	20.86	22.17		7.81		30	Pass
VHT20	MCS0	2	100	5500	0.00	0.00	16.70	16.60	19.66	22.17		7.81		30	Pass
VHT20	MCS0	2	116	5580	0.00	0.00	16.40	15.90	19.17	22.17		7.81		30	Pass
VHT20	MCS0	2	140	5700	0.00	0.00	16.70	16.50	19.61	22.17		7.81		30	Pass
VHT20	MCS0	2	144	5720	0.00	0.00	16.70	16.40	19.56	21.36		7.81		30	Pass
VHT40	MCS0	2	102	5510	0.00	0.00	14.90	14.30	17.62	22.17		7.81		30	Pass
VHT40	MCS0	2	110	5550	0.00	0.00	18.10	17.20	20.68	22.17		7.81		30	Pass
VHT40	MCS0	2	134	5670	0.00	0.00	17.90	18.00	**20.96**	22.17		7.81		30	Pass
VHT40	MCS0	2	142	5710	0.00	0.00	17.90	17.90	20.91	22.17		7.81		30	Pass
VHT80	MCS0	2	106	5530	0.00	0.00	15.40	15.00	18.21	22.17		7.81		30	Pass
VHT80	MCS0	2	122	5610	0.00	0.00	17.90	17.60	20.76	22.17		7.81		30	Pass
VHT80	MCS0	2	138	5690	0.00	0.00	17.40	17.70	20.56	22.17		7.81		30	Pass

3.3 Power Spectral Density Measurement

3.3.1 Limit of Power Spectral Density

<FCC 14-30 CFR 15.407>

For the 5.15–5.25 GHz bands:

For mobile and portable client devices in the 5.15–5.25 GHz band, the maximum power spectral density shall not exceed 11 dBm in any 1.0 MHz band. For an indoor access point operating in the band 5.15-5.25 GHz, the maximum power spectral density shall not exceed 17 dBm in any 1.0 MHz band.

For the 5.25–5.725 GHz bands:

The maximum power spectral density shall not exceed 11 dBm in any 1.0 MHz band.

For Straddle Channel, according to KDB 789033 D02 General UNII Test Procedures New Rules v02r01, if the power and PSD of the devices are uniform and comply with the lower limits specified for the U-NII-2 bands, a single measurement over the entire emission bandwidth can be performed to show compliance.

If transmitting antennas of directional gain greater than 6 dBi are used, the peak output power shall be reduced by the amount in dB that the directional gain of the antenna exceeds 6 dBi.

3.3.2 Measuring Instruments

See list of measuring equipment of this test report.

3.3.3 Test Procedures

The testing follows FCC KDB 789033 D02 General UNII Test Procedures New Rules v02r01. Section F) Maximum power spectral density.

<CDD Modes>

 # Method SA-2 #

(trace averaging across on and off times of the EUT transmissions, followed by duty cycle correction).

- Measure the duty cycle.
- Set span to encompass the entire emission bandwidth (EBW) of the signal.
- Set RBW = 1 MHz.
- Set VBW ≥ 3 MHz.
- Number of points in sweep ≥ 2 Span / RBW.
- Sweep time = auto.
- Detector = RMS
- Trace average at least 100 traces in power averaging mode.
- Add 10 log(1/x), where x is the duty cycle, to the measured power in order to compute the average power during the actual transmission times. For example, add 10 log(1/0.25) = 6 dB if the duty cycle is 25 percent.

<TXBF Modes>

 # Method SA-3 #

(power averaging (rms) detection with max hold):

- Set span to encompass the entire emission bandwidth (EBW) of the signal.
- Set RBW = 1 MHz.
- Set VBW ≥ 3 MHz
- Number of points in sweep ≥ 2 Span / RBW.
- Sweep time ≤ (number of points in sweep) × T, when duty cycle is less than 98 percent where T is the minimum transmission duration over which the transmitter is on and is transmitting at its maximum power control level for the tested mode of operation.
- Detector = power averaging (rms).
- Trace mode = max hold.
- Allow max hold to run for at least 60 seconds, or longer as needed to allow the trace to stabilize.

1. The RF output of EUT was connected to the spectrum analyzer by a low loss cable.
2. Each plot has already offset with cable loss, and attenuator loss. Measure the PPSD and record it.
3. For MIMO mode, calculation method follows FCC KDB 662911 D01 Multiple Transmitter Output v02r01.

   Method (a): Measure and sum the spectra across the outputs.

   The total final Power Spectral Density is from a device with 2 transmitter outputs. The spectrum measurements of the individual outputs are all performed with the same span and number of points; the spectrum value in the first spectral bin of output 1 is summed with that in the first spectral bin of output 2 to obtain the value for the first frequency bin of the summed spectrum.

3.3.4 Test Setup

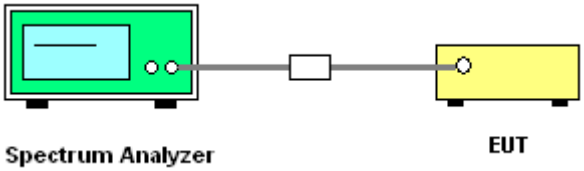

3.3.5 Test Result of Power Spectral Density

Test Engineer :	Kai Liao and Tommy Lee	Temperature :	21~25℃
		Relative Humidity :	51~54%

<CDD Modes>

FCC Band I															
Mod.	Data Rate	NTX	CH.	Freq. (MHz)	Duty Factor (dB)		Average Power Density (dBm/MHz)			Average PSD Limit (dBm/MHz)		DG (dBi)		Pass /Fail
					Ant 1	Ant 2	Ant 1	Ant 2	SUM	Ant 1	Ant 2	Ant 1	Ant 2	
11a	6Mbps	1	36	5180	0.18	0.18	4.68	-		11.00	-	4.60	3.38	Pass
11a	6Mbps	1	44	5220	0.18	0.18	8.26	-		11.00	-	4.60	3.38	Pass
11a	6Mbps	1	48	5240	0.18	0.18	8.27	-		11.00	-	4.60	3.38	Pass
VHT20	MCS0	1	36	5180	0.18	0.18	4.66	-		11.00	-	4.60	3.38	Pass
VHT20	MCS0	1	44	5220	0.18	0.18	6.95	-		11.00	-	4.60	3.38	Pass
VHT20	MCS0	1	48	5240	0.18	0.18	7.02	-		11.00	-	4.60	3.38	Pass
VHT40	MCS0	1	38	5190	0.37	0.37	-1.47	-		11.00	-	4.60	3.38	Pass
VHT40	MCS0	1	46	5230	0.37	0.37	3.38	-		11.00	-	4.60	3.38	Pass
VHT80	MCS0	1	42	5210	0.70	0.70	-5.39	-		11.00	-	4.60	3.38	Pass
11a	6Mbps	2	36	5180	0.18	0.18			8.77	9.98		7.02		Pass
11a	6Mbps	2	44	5220	0.18	0.18			9.94	9.98		7.02		Pass
11a	6Mbps	2	48	5240	0.18	0.18			**9.97**	9.98		7.02		Pass
VHT20	MCS0	2	36	5180	0.18	0.18			7.81	9.98		7.02		Pass
VHT20	MCS0	2	44	5220	0.18	0.18			9.79	9.98		7.02		Pass
VHT20	MCS0	2	48	5240	0.18	0.18			9.58	9.98		7.02		Pass
VHT40	MCS0	2	38	5190	0.37	0.37			1.09	9.98		7.02		Pass
VHT40	MCS0	2	46	5230	0.37	0.37			6.08	9.98		7.02		Pass
VHT80	MCS0	2	42	5210	0.68	0.68			-1.92	9.98		7.02		Pass

Band II														
Mod.	Data Rate	NTX	CH.	Freq. (MHz)	Duty Factor (dB)		Average Power Density (dBm/MHz)			Average PSD Limit (dBm/MHz)		DG (dBi)		Pass /Fail
					Ant 1	Ant 2	Ant 1	Ant 2	SUM	Ant 1	Ant 2	Ant 1	Ant 2	
11a	6Mbps	1	52	5260	0.18	0.18	7.23	-		11.00	-	5.12	4.59	Pass
11a	6Mbps	1	60	5300	0.18	0.18	6.26	-		11.00	-	5.12	4.59	Pass
11a	6Mbps	1	64	5320	0.18	0.18	4.88	-		11.00	-	5.12	4.59	Pass
VHT20	MCS0	1	52	5260	0.18	0.18	6.07	-		11.00	-	5.12	4.59	Pass
VHT20	MCS0	1	60	5300	0.18	0.18	6.68	-		11.00	-	5.12	4.59	Pass
VHT20	MCS0	1	64	5320	0.18	0.18	4.50	-		11.00	-	5.12	4.59	Pass
VHT40	MCS0	1	54	5270	0.37	0.37	3.87	-		11.00	-	5.12	4.59	Pass
VHT40	MCS0	1	62	5310	0.37	0.37	-2.41	-		11.00	-	5.12	4.59	Pass
VHT80	MCS0	1	58	5290	0.70	0.70	-3.93	-		11.00	-	5.12	4.59	Pass
11a	6Mbps	2	52	5260	0.18	0.18			**9.06**	9.13		7.87		Pass
11a	6Mbps	2	60	5300	0.18	0.18			8.24	9.13		7.87		Pass
11a	6Mbps	2	64	5320	0.18	0.18			7.32	9.13		7.87		Pass
VHT20	MCS0	2	52	5260	0.18	0.18			8.63	9.13		7.87		Pass
VHT20	MCS0	2	60	5300	0.18	0.18			8.38	9.13		7.87		Pass
VHT20	MCS0	2	64	5320	0.18	0.18			6.54	9.13		7.87		Pass
VHT40	MCS0	2	54	5270	0.37	0.37			5.36	9.13		7.87		Pass
VHT40	MCS0	2	62	5310	0.37	0.37			0.87	9.13		7.87		Pass
VHT80	MCS0	2	58	5290	0.68	0.68			-1.93	9.13		7.87		Pass

Band III															
Mod.	Data Rate	NTX	CH.	Freq. (MHz)	Duty Factor (dB)		Average Power Density (dBm/MHz)			Average PSD Limit (dBm/MHz)		DG (dBi)		Pass /Fail
					Ant 1	Ant 2	Ant 1	Ant 2	SUM	Ant 1	Ant 2	Ant 1	Ant 2	
11a	6Mbps	1	100	5500	0.18	0.18	7.24	-		11.00	-	5.18	4.41	Pass
11a	6Mbps	1	116	5580	0.18	0.18	7.51	-		11.00	-	5.18	4.41	Pass
11a	6Mbps	1	140	5700	0.18	0.18	5.36	-		11.00	-	5.18	4.41	Pass
11a	6Mbps	1	144	5720	0.18	0.18	7.18	-		11.00	-	5.18	4.41	Pass
VHT20	MCS0	1	100	5500	0.18	0.18	7.50	-		11.00	-	5.18	4.41	Pass
VHT20	MCS0	1	116	5580	0.18	0.18	8.52	-		11.00	-	5.18	4.41	Pass
VHT20	MCS0	1	140	5700	0.18	0.18	4.92	-		11.00	-	5.18	4.41	Pass
VHT20	MCS0	1	144	5720	0.18	0.18	7.25	-		11.00	-	5.18	4.41	Pass
VHT40	MCS0	1	102	5510	0.37	0.37	1.98	-		11.00	-	5.18	4.41	Pass
VHT40	MCS0	1	110	5550	0.37	0.37	5.47	-		11.00	-	5.18	4.41	Pass
VHT40	MCS0	1	134	5670	0.37	0.37	3.31	-		11.00	-	5.18	4.41	Pass
VHT40	MCS0	1	142	5710	0.37	0.37	3.83	-		11.00	-	5.18	4.41	Pass
VHT80	MCS0	1	106	5530	0.70	0.70	-3.85	-		11.00	-	5.18	4.41	Pass
VHT80	MCS0	1	122	5610	0.70	0.70	1.30	-		11.00	-	5.18	4.41	Pass
VHT80	MCS0	1	138	5690	0.70	0.70	0.60	-		11.00	-	5.18	4.41	Pass
11a	6Mbps	2	100	5500	0.18	0.18			8.25	9.19		7.81		Pass
11a	6Mbps	2	116	5580	0.18	0.18			8.72	9.19		7.81		Pass
11a	6Mbps	2	140	5700	0.18	0.18			7.54	9.19		7.81		Pass
11a	6Mbps	2	144	5720	0.18	0.18			8.58	9.19		7.81		Pass
VHT20	MCS0	2	100	5500	0.18	0.18			7.93	9.19		7.81		Pass
VHT20	MCS0	2	116	5580	0.18	0.18			8.87	9.19		7.81		Pass
VHT20	MCS0	2	140	5700	0.18	0.18			6.72	9.19		7.81		Pass
VHT20	MCS0	2	144	5720	0.18	0.18			**8.92**	9.19		7.81		Pass
VHT40	MCS0	2	102	5510	0.37	0.37			3.31	9.19		7.81		Pass
VHT40	MCS0	2	110	5550	0.37	0.37			6.79	9.19		7.81		Pass
VHT40	MCS0	2	134	5670	0.37	0.37			5.70	9.19		7.81		Pass
VHT40	MCS0	2	142	5710	0.37	0.37			5.59	9.19		7.81		Pass
VHT80	MCS0	2	106	5530	0.68	0.68			-2.07	9.19		7.81		Pass
VHT80	MCS0	2	122	5610	0.68	0.68			2.94	9.19		7.81		Pass
VHT80	MCS0	2	138	5690	0.68	0.68			2.26	9.19		7.81		Pass

Worst Case Power Density (dBm/MHz)

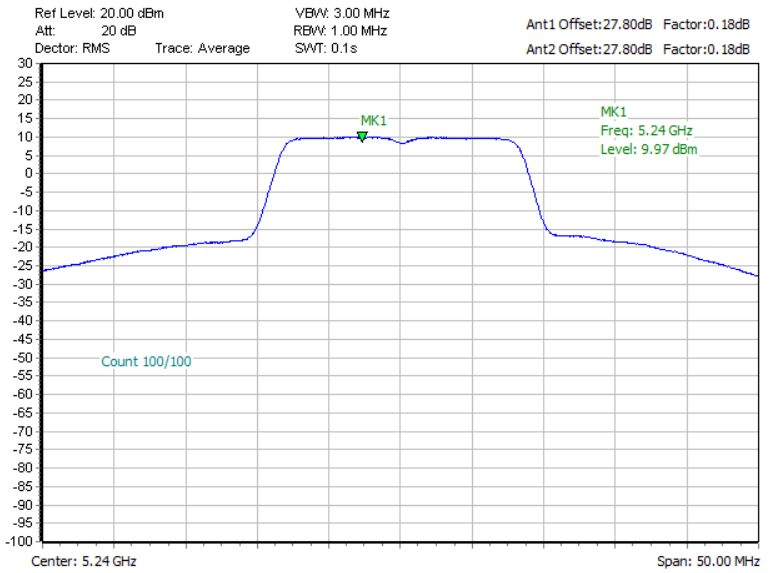

Note: Average Power Density (dB) = Measured value+ Duty Factor

<TXBF Modes>

FCC Band I															
Mod.	Data Rate	NTX	CH.	Freq. (MHz)	Duty Factor (dB)		Average Power Density (dBm/MHz)			Average PSD Limit (dBm/MHz)		DG (dBi)		Pass /Fail
					Ant 1	Ant 2	Ant 1	Ant 2	SUM	Ant 1	Ant 2	Ant 1	Ant 2	
VHT20	MCS0	2	36	5180	0.00	0.00			8.27	9.98		7.02		Pass
VHT20	MCS0	2	44	5220	0.00	0.00			9.74	9.98		7.02		Pass
VHT20	MCS0	2	48	5240	0.00	0.00			**9.86**	9.98		7.02		Pass
VHT40	MCS0	2	38	5190	0.00	0.00			1.87	9.98		7.02		Pass
VHT40	MCS0	2	46	5230	0.00	0.00			6.62	9.98		7.02		Pass
VHT80	MCS0	2	42	5210	0.00	0.00			0.41	9.98		7.02		Pass

Band II															
Mod.	Data Rate	NTX	CH.	Freq. (MHz)	Duty Factor (dB)		Average Power Density (dBm/MHz)			Average PSD Limit (dBm/MHz)		DG (dBi)		Pass /Fail
					Ant 1	Ant 2	Ant 1	Ant 2	SUM	Ant 1	Ant 2	Ant 1	Ant 2	
VHT20	MCS0	2	52	5260	0.00	0.00			8.78	9.13		7.87		Pass
VHT20	MCS0	2	60	5300	0.00	0.00			8.65	9.13		7.87		Pass
VHT20	MCS0	2	64	5320	0.00	0.00			**8.82**	9.13		7.87		Pass
VHT40	MCS0	2	54	5270	0.00	0.00			6.54	9.13		7.87		Pass
VHT40	MCS0	2	62	5310	0.00	0.00			3.14	9.13		7.87		Pass
VHT80	MCS0	2	58	5290	0.00	0.00			0.99	9.13		7.87		Pass

Band III															
Mod.	Data Rate	NTX	CH.	Freq. (MHz)	Duty Factor (dB)		Average Power Density (dBm/MHz)			Average PSD Limit (dBm/MHz)		DG (dBi)		Pass /Fail
					Ant 1	Ant 2	Ant 1	Ant 2	SUM	Ant 1	Ant 2	Ant 1	Ant 2	
VHT20	MCS0	2	100	5500	0.00	0.00			**8.87**	9.19		7.81		Pass
VHT20	MCS0	2	116	5580	0.00	0.00			8.78	9.19		7.81		Pass
VHT20	MCS0	2	140	5700	0.00	0.00			8.31	9.19		7.81		Pass
VHT20	MCS0	2	144	5720	0.00	0.00			8.10	9.19		7.81		Pass
VHT40	MCS0	2	102	5510	0.00	0.00			4.04	9.19		7.81		Pass
VHT40	MCS0	2	110	5550	0.00	0.00			6.72	9.19		7.81		Pass
VHT40	MCS0	2	134	5670	0.00	0.00			6.79	9.19		7.81		Pass
VHT40	MCS0	2	142	5710	0.00	0.00			6.25	9.19		7.81		Pass
VHT80	MCS0	2	106	5530	0.00	0.00			1.13	9.19		7.81		Pass
VHT80	MCS0	2	122	5610	0.00	0.00			3.76	9.19		7.81		Pass
VHT80	MCS0	2	138	5690	0.00	0.00			3.23	9.19		7.81		Pass

Worst Case Power Density (dBm/MHz)

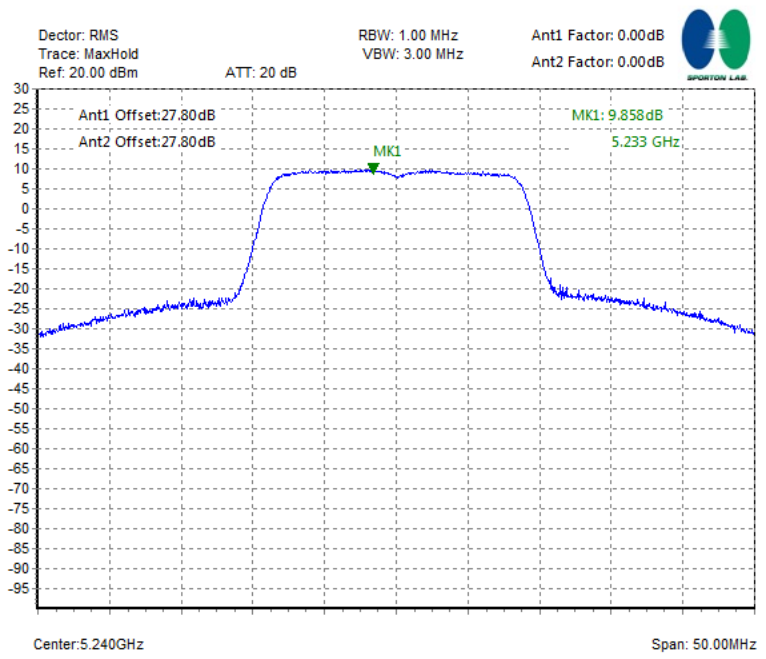

3.4 Unwanted Emissions Measurement

This section is to measure unwanted emissions through radiated measurement for band edge spurious emissions and out of band emissions measurement.

3.4.1 Limit of Unwanted Emissions

(1) For transmitters operating in the 5150-5250 MHz band: all emissions outside of the 5150-5350 MHz band shall not exceed an EIRP of –27dBm/MHz.

For transmitters operating in the 5250-5350 MHz band: all emissions outside of the 5150-5350 MHz band shall not exceed an EIRP of -27 dBm/MHz. Devices operating in the 5250-5350 MHz band that generate emissions in the 5150-5250 MHz band must meet all applicable technical requirements for operation in the 5150-5250 MHz band (including indoor use) or alternatively meet an out-of-band emission EIRP limit of -27 dBm/MHz in the 5150-5250 MHz band.

For transmitters operating in the 5470-5600 MHz and 5650-5725MHz band: all emissions outside of the 5470-5600 MHz and 5650-5725MHz band shall not exceed an EIRP of -27 dBm/MHz.

(2) Unwanted spurious emissions fallen in restricted bands shall comply with the general field strength limits as below table,

Frequency (MHz)	Field Strength (microvolts/meter)	Measurement Distance (meters)
0.009 – 0.490	2400/F(kHz)	300
0.490 – 1.705	24000/F(kHz)	30
1.705 – 30.0	30	30
30 – 88	100	3
88 – 216	150	3
216 - 960	200	3
Above 960	500	3

Note: The following formula is used to convert the EIRP to field strength.

$$E=\frac{1000000\sqrt{30P}}{3}$$ μV/m, where P is the eirp (Watts)

EIRP (dBm)	Field Strength at 3m (dBμV/m)
- 27	68.3

(3) KDB789033 D02 v02r01 G)2)c)

(i) Section 15.407(b)(1) to (b)(3) specify the unwanted emission limits for the U-NII-1 and U-NII-2 bands. As specified, emissions above 1000 MHz that are outside of the restricted bands are subject to a peak emission limit of -27 dBm/MHz.[3]

(ii) Section 15.407(b)(4) specifies the unwanted emission limit for the U-NII-3 band. A band emissions mask is specified in Section 15.407(b)(4)(i). The emission limits are in terms of a Peak detector. An alternative to the band emissions mask is specified in Section 15.407(b)(4)(ii). The alternative limits are based on the highest antenna gain specified in the filing. There are also marketing and importation restrictions for the devices using the alternative limit.[4]

Note 3: An out-of-band emission that complies with both the average and peak limits of Section 15.209 is not required to satisfy the -27 dBm/MHz peak emission limit.

Note 4: Only devices with antenna gains of 10 dBi or less may be approved using the emission limits specified in Section 15.247(d) till March 2, 2018; all other devices operating in this band must use the mask specified in Section 15.407(b)(4)(i).

3.4.2 Measuring Instruments

See list of measuring equipment of this test report.

3.4.3 Test Procedures

1. The testing follows FCC KDB 789033 D02 General UNII Test Procedures New Rules v02r01. Section G) Unwanted emissions measurement.

(1) Procedure for Unwanted Emissions Measurements Below 1000MHz

- RBW = 120 kHz
- VBW = 300 kHz
- Detector = Peak
- Trace mode = max hold

(2) Procedure for Peak Unwanted Emissions Measurements Above 1000 MHz

- RBW = 1 MHz
- VBW ≥ 3 MHz
- Detector = Peak
- Sweep time = auto
- Trace mode = max hold

(3) Procedures for Average Unwanted Emissions Measurements Above 1000MHz

- RBW = 1 MHz
- VBW = 10 Hz, when duty cycle is no less than 98 percent.
- VBW ≥ 1/T, when duty cycle is less than 98 percent where T is the minimum transmission duration over which the transmitter is on and is transmitting at its maximum power control level for the tested mode of operation.

2. The EUT was placed on a turntable with 0.8 meter for frequency below 1GHz and 1.5 meter for frequency above 1GHz respectively above ground.
3. The EUT was set 3 meters from the interference receiving antenna which was mounted on the top of a variable height antenna tower.
4. The antenna is a broadband antenna and its height is adjusted between one meter and four meters above ground to find the maximum value of the field strength for both horizontal polarization and vertical polarization of the antenna.
5. For each suspected emission, the EUT was arranged to its worst case and then adjust the antenna tower (from 1 m to 4 m) and turntable (from 0 degree to 360 degrees) to find the maximum reading.
6. For testing below 1GHz, if the emission level of the EUT in peak mode was 3 dB lower than the limit specified, then peak values of EUT will be reported, otherwise, the emissions will be repeated one by one using the CISPR quasi-peak method and reported.
7. For testing above 1GHz, the emission level of the EUT in peak mode was 20dB lower than average limit (that means the emission level in average mode also complies with the limit in average mode), then peak values of EUT will be reported, otherwise, the emissions will be measured in average mode again and reported.

3.4.4 Test Setup

For radiated emissions below 30MHz

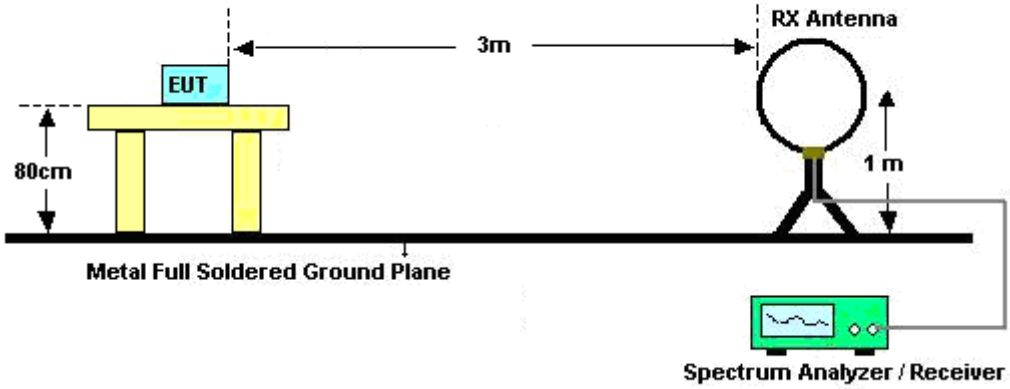

For radiated emissions from 30MHz to 1GHz

<CDD Mode>

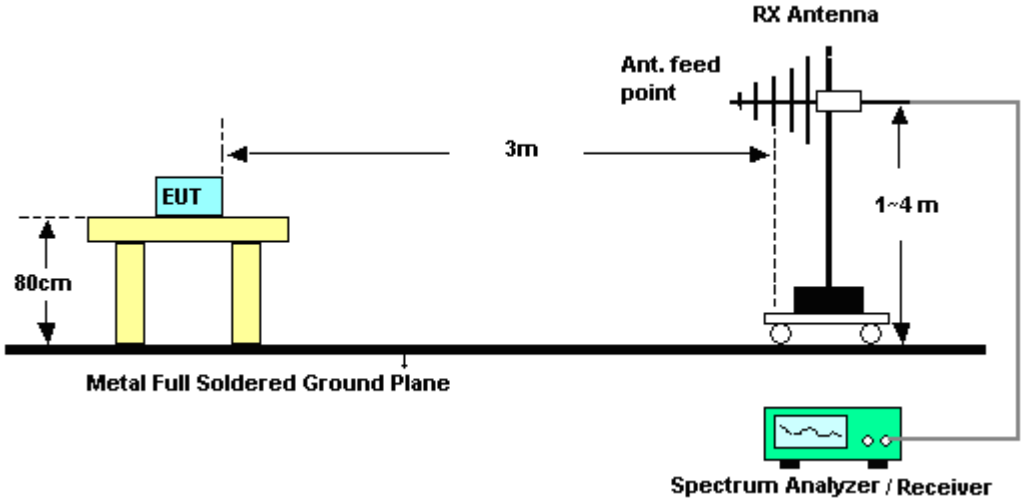

<TXBF Modes>

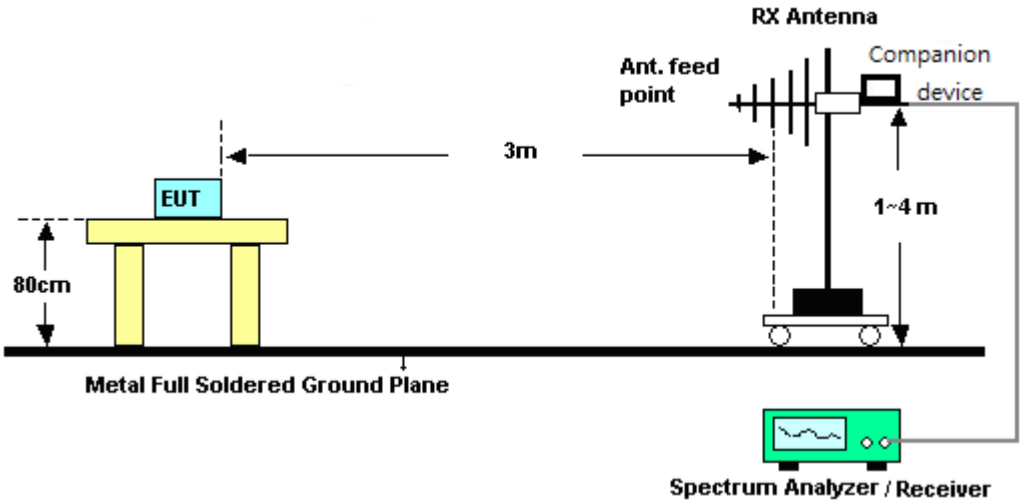

For radiated emissions above 1GHz

<CDD Mode>

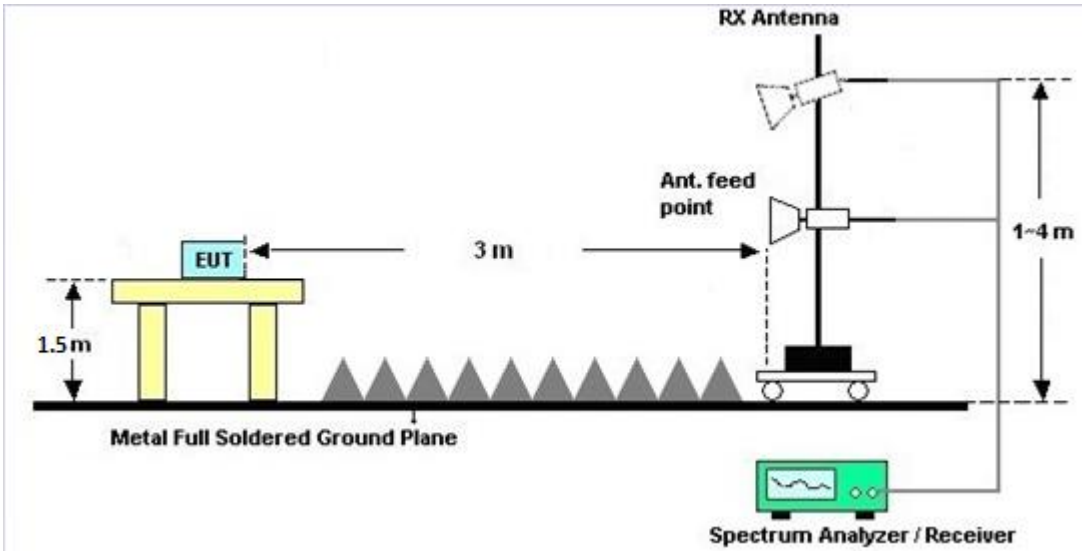

<TXBF Modes>

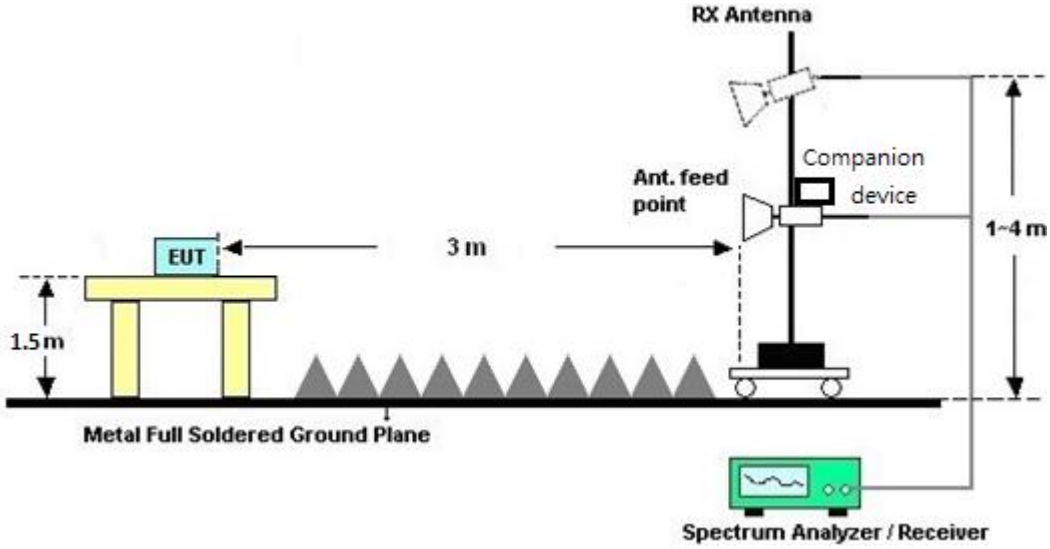

3.4.5 Test Results of Radiated Spurious Emissions (9 kHz ~ 30 MHz)

The low frequency, which started from 9 kHz to 30MHz, was pre-scanned and the result which was 20dB lower than the limit line was not reported.

There is a comparison data of both open-field test site and alternative test site - semi-Anechoic chamber according to 414788 D01 Radiated Test Site v01r01, and the result came out very similar.

3.4.6 Test Result of Radiated Spurious at Band Edges

Please refer to Appendix B and C.

3.4.7 Duty Cycle

Please refer to Appendix D.

3.4.8 Test Result of Radiated Spurious Emissions (30MHz ~ 10th Harmonic)

Please refer to Appendix B and C.

3.5 AC Conducted Emission Measurement

3.5.1 Limit of AC Conducted Emission

For equipment that is designed to be connected to the public utility (AC) power line, the radio frequency voltage that is conducted back onto the AC power line on any frequency or frequencies within the band 150 kHz to 30 MHz shall not exceed the limits in the following table.

Frequency of emission (MHz)	Conducted limit (dBμV)	
	Quasi-peak	Average
0.15-0.5	66 to 56*	56 to 46*
0.5-5	56	46
5-30	60	50

*Decreases with the logarithm of the frequency.

3.5.2 Measuring Instruments

See list of measuring equipment of this test report.

3.5.3 Test Procedures

1. The EUT was placed 0.4 meter from the conducting wall of the shielding room was kept at least 80 centimeters from any other grounded conducting surface.
2. Connect EUT to the power mains through a line impedance stabilization network (LISN).
3. All the support units are connecting to the other LISN.
4. The LISN provides 50 ohm coupling impedance for the measuring instrument.
5. The FCC states that a 50 ohm, 50 microhenry LISN should be used.
6. Both sides of AC line were checked for maximum conducted interference.
7. The frequency range from 150 kHz to 30 MHz was searched.
8. Set the test-receiver system to Peak Detect Function and specified bandwidth with Maximum Hold Mode.

3.5.4 Test Setup

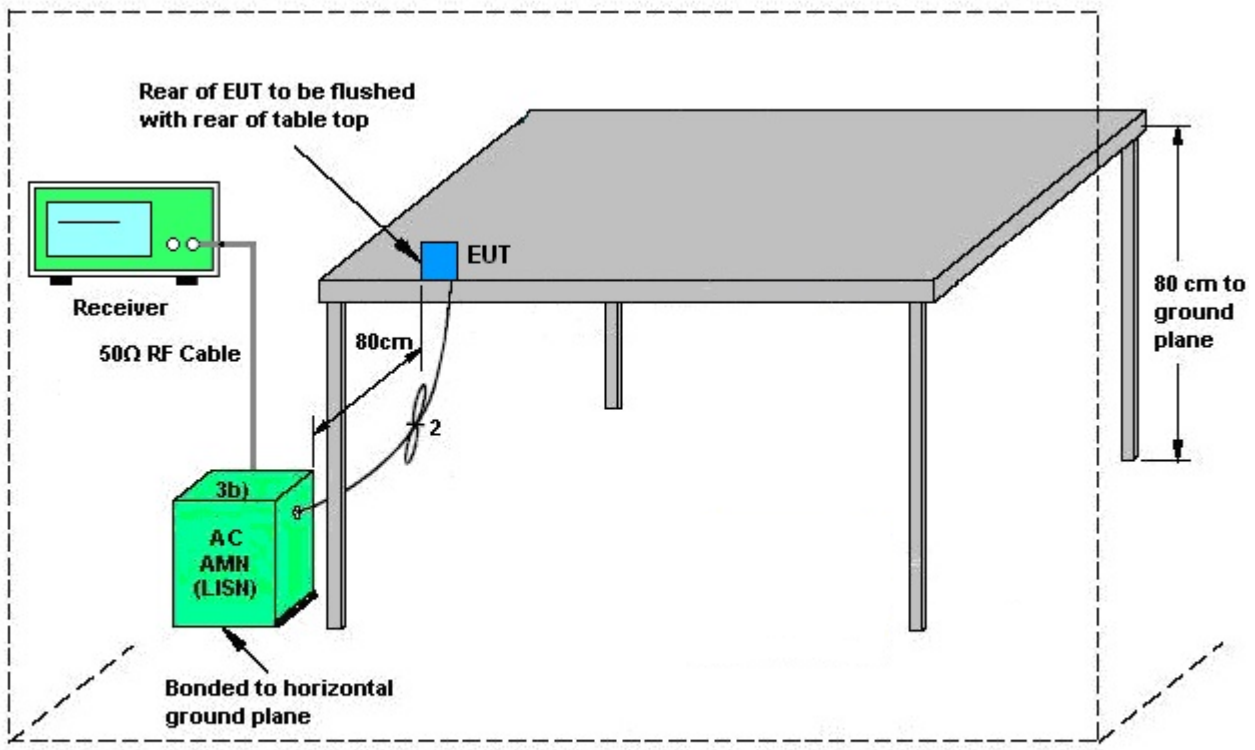

AMN = Artificial mains network (LISN)
AE = Associated equipment
EUT = Equipment under test
ISN = Impedance stabilization network

3.5.5 Test Result of AC Conducted Emission

Please refer to Appendix A.

3.6 Automatically Discontinue Transmission

3.6.1 Limit of Automatically Discontinue Transmission

The device shall automatically discontinue transmission in case of either absence of information to transmit or operational failure. These provisions are not intended to preclude the transmission of control or signaling information or the use of repetitive codes used by certain digital technologies to complete frame or burst intervals. Applicants shall include in their application for equipment authorization to describe how this requirement is met.

3.6.2 Measuring Instruments

See list of measuring equipment of this test report.

3.6.3 Test Result of Automatically Discontinue Transmission

While the EUT is not transmitting any information, the EUT can automatically discontinue transmission and become standby mode for power saving. The EUT can detect the controlling signal of ACK message transmitting from remote device and verify whether it shall resend or discontinue transmission.

3.7 Antenna Requirements

3.7.1 Standard Applicable

If transmitting antenna directional gain is greater than 6 dBi, both the peak transmit power and the peak power spectral density shall be reduced by the amount in dB that the directional gain of the antenna exceeds 6 dBi.

3.7.2 Antenna Anti-Replacement Construction

An embedded-in antenna design is used.

3.7.3 Antenna Gain

<CDD Modes >

FCC KDB 662911 D01 Multiple Transmitter Output v02r01

For CDD transmissions, directional gain is calculated as

Directional gain = GANT + Array Gain, where Array Gain is as follows.

For power spectral density (PSD) measurements on all devices,

Array Gain = 10 log(NANT/NSS=1) dB.

For power measurements on IEEE 802.11 devices,

Array Gain = 0 dB (i.e., no array gain) for NANT ≤ 4.

Directional gain may be calculated by using the formulas applicable to equal gain antennas with GANT set equal to the gain of the antenna having the highest gain;

The EUT supports CDD mode.

For power, the directional gain GANT is set equal to the antenna having the highest gain, i.e., F)2)f)i).

For PSD, the directional gain calculation is following F)2)f)ii) of KDB 662911 D01 v02r01.

The power and PSD limit should be modified if the directional gain of EUT is over 6 dBi,

The directional gain “DG” is calculated as following table.

<CDD Modes>

	Ant. 1 (dBi)	Ant. 2 (dBi)	DG for Power (dBi)	DG for PSD (dBi)	Power Limit Reduction (dB)	PSD Limit Reduction (dB)
Band I	4.60	3.38	4.60	7.02	0.00	1.02
Band II	5.12	4.59	5.12	7.87	0.00	1.87
Band III	5.18	4.41	5.18	7.81	0.00	1.81

Power limit reduction = Composite gain – 6dBi, (min = 0)

PSD limit reduction = Composite gain + PSD Array gain – 6dBi, (min = 0)

TXBF modes

FCC KDB 662911 D01 Multiple Transmitter Output v02r01

For CDD transmissions, directional gain is calculated as

$$DirectionalGain = 10 \cdot \log \left[\frac{\sum_{j=1}^{N_{SS}} \left\{ \sum_{k=1}^{N_{ANT}} g_{j,k} \right\}^2}{N_{ANT}} \right]$$

where

Each antenna is driven by no more than one spatial stream;

N_{SS} = the number of independent spatial streams of data;

N_{ANT} = the total number of antennas

$g_{j,k} = 10^{G_k/20}$ if the kth antenna is being fed by spatial stream j, or zero if it is not;

G_k is the gain in dBi of the kth antenna.

The EUT supports beamforming for 802.11ac modes.

The directional gain calculation is following F)2)e)ii) of KDB 662911 D01 v02r01.

The power and PSD limit should be modified if the directional gain of EUT is over 6 dBi,

The directional gain "DG" is calculated as following table.

	Ant 1 (dBi)	Ant 2 (dBi)	DG for Power (dBi)	DG for PSD (dBi)	Power Limit Reduction (dB)	PSD Limit Reduction (dB)
Band I	4.60	3.38	7.02	7.02	1.02	1.02
Band II	5.12	4.59	7.87	7.87	1.87	1.87
Band III	5.18	4.41	7.81	7.81	1.81	1.81

Power Limit Reduction = DG(Power) – 6dBi, (min = 0)

PSD Limit Reduction = DG(PSD) – 6dBi, (min = 0)

4 List of Measuring Equipment

Instrument	Manufacturer	Model No.	Serial No.	Characteristics	Calibration Date	Test Date	Due Date	Remark
Power Meter	Anritsu	ML2495A	1240001	N/A	Sep. 07, 2017	Jul. 27, 2018~ Sep. 04, 2018	Sep. 06, 2018	Conducted (TH05-HY)
Power Sensor	Anritsu	MA2411B	1207349	300MHz~40GHz	Sep. 07, 2017	Jul. 27, 2018~ Sep. 04, 2018	Sep. 06, 2018	Conducted (TH05-HY)
Power Sensor	DARE	RPR3006W	15I00041SNO10	10MHz~6GHz	May 07, 2018	Jul. 27, 2018~ Sep. 04, 2018	May 06, 2019	Conducted (TH05-HY)
Spectrum Analyzer	Rohde & Schwarz	FSP40	100057	9kHz-40GHz	Nov. 21, 2017	Jul. 27, 2018~ Sep. 04, 2018	Nov. 20, 2018	Conducted (TH05-HY)
Switch Box & RF Cable	Burgeon	ETF-058	EC1300484	N/A	Mar. 01, 2018	Jul. 27, 2018~ Sep. 04, 2018	Feb. 28, 2019	Conducted (TH05-HY)
AC Power Source	ChainTek	APC-1000W	N/A	N/A	N/A	Aug. 06, 2018	N/A	Conduction (CO05-HY)
EMI Test Receiver	Rohde & Schwarz	ESR3	102388	9KHz~3.6GHz	Dec. 08, 2017	Aug. 06, 2018	Dec. 07, 2018	Conduction (CO05-HY)
LISN	Rohde & Schwarz	ENV216	100080	9kHz~30MHz	Nov. 30, 2017	Aug. 06, 2018	Nov. 29, 2018	Conduction (CO05-HY)
Software	Rohde & Schwarz	EMC32 V10.30	N/A	N/A	N/A	Aug. 06, 2018	N/A	Conduction (CO05-HY)
LF Cable	HUBER + SUHNER	RG-214/U	LF01	N/A	Jan. 03, 2018	Aug. 06, 2018	Jan. 02, 2019	Conduction (CO05-HY)
Pulse Limiter	Rohde & Schwarz	ESH3-Z2	100851	N/A	Jan. 03, 2018	Aug. 06, 2018	Jan. 02, 2019	Conduction (CO05-HY)

Instrument	Manufacturer	Model No.	Serial No.	Characteristics	Calibration Date	Test Date	Due Date	Remark
Amplifier	MITEQ	TTA1840-35-HG	1871923	18GHz~40GHz, VSWR : 2.5:1 max	Jul. 16, 2018	Aug. 07, 2018~ Aug. 27, 2018	Jul. 15, 2019	Radiation (03CH11-HY)
Amplifier	SONOMA	310N	187312	9kHz~1GHz	Jan. 16, 2018	Aug. 07, 2018~ Aug. 27, 2018	Jan. 15, 2019	Radiation (03CH11-HY)
Bilog Antenna	TESEQ	CBL 6111D&N-6-06	35414&AT-N0602	30MHz~1GHz	Oct. 14, 2017	Aug. 07, 2018~ Aug. 27, 2018	Oct. 13, 2018	Radiation (03CH11-HY)
Horn Antenna	SCHWARZBECK	BBHA 9120 D	9120D-1326	1GHz ~ 18GHz	Oct. 16, 2017	Aug. 07, 2018~ Aug. 27, 2018	Oct. 15, 2018	Radiation (03CH11-HY)
Loop Antenna	Rohde & Schwarz	HFH2-Z2	100488	9 kHz~30 MHz	Nov. 23, 2017	Aug. 07, 2018~ Aug. 27, 2018	Nov. 22, 2018	Radiation (03CH11-HY)
Preamplifier	Keysight	83017A	MY53270080	1GHz~26.5GHz	Jan. 16, 2018	Aug. 07, 2018~ Aug. 27, 2018	Jan. 15, 2020	Radiation (03CH11-HY)
Spectrum Analyzer	Keysight	N9010A	MY54200486	10Hz ~ 44GHz	Oct. 19, 2017	Aug. 07, 2018~ Aug. 27, 2018	Oct. 18, 2018	Radiation (03CH11-HY)
Antenna Mast	EMEC	AM-BS-4500-B	N/A	1~4m	N/A	Aug. 07, 2018~ Aug. 27, 2018	N/A	Radiation (03CH11-HY)
Turn Table	EMEC	TT 2000	N/A	0~360 Degree	N/A	Aug. 07, 2018~ Aug. 27, 2018	N/A	Radiation (03CH11-HY)
Preamplifier	Jet-Power	JPA0118-55-303K	1710001800054001	1GHz~18GHz	Apr. 16, 2018	Aug. 07, 2018~ Aug. 27, 2018	Apr. 15, 2019	Radiation (03CH11-HY)
SHF-EHF Horn Antenna	SCHWARZBECK	BBHA 9170	BBHA9170584	18GHz- 40GHz	Nov. 27, 2017	Aug. 07, 2018~ Aug. 27, 2018	Nov. 26, 2018	Radiation (03CH11-HY)
Software	Audix	E3 6.2009-8-24	RK-001042	N/A	N/A	Aug. 07, 2018~ Aug. 27, 2018	N/A	Radiation (03CH11-HY)
RF Cable	HUBER + SUHNER	SUCOFLEX 104	MY9837/4PE	9kHz-30MHz	Mar. 14, 2018	Aug. 07, 2018~ Aug. 27, 2018	Mar. 13, 2019	Radiation (03CH11-HY)
RF Cable	HUBER + SUHNER	SUCOFLEX 102	MY2859/2	30MHz-40GHz	Mar. 14, 2018	Aug. 07, 2018~ Aug. 27, 2018	Mar. 13, 2019	Radiation (03CH11-HY)
RF Cable	HUBER + SUHNER	SUCOFLEX 104	MY9837/4PE	30M-18G	Mar. 14, 2018	Aug. 07, 2018~ Aug. 27, 2018	Mar. 13, 2019	Radiation (03CH11-HY)
RF Cable	HUBER + SUHNER	SUCOFLEX 102	MY4274/2	30MHz-40GHz	Mar. 14, 2018	Aug. 07, 2018~ Aug. 27, 2018	Mar. 13, 2019	Radiation (03CH11-HY)
Filter	Wainwright	WLK4-1000-1530-8000-40SS	SN11	1G Low Pass	Sep. 18, 2017	Aug. 07, 2018~ Aug. 27, 2018	Sep. 17, 2018	Radiation (03CH11-HY)
Filter	Wainwright	WHKX12-2700-3000-18000-60SS	SN3	2.7G High Pass	Sep. 18, 2017	Aug. 07, 2018~ Aug. 27, 2018	Sep. 17, 2018	Radiation (03CH11-HY)

5 Uncertainty of Evaluation

Uncertainty of Conducted Emission Measurement (150kHz ~ 30MHz)

Measuring Uncertainty for a Level of Confidence of 95% (U = 2Uc(y))	2.70

Uncertainty of Radiated Emission Measurement (30 MHz ~ 1000 MHz)

Measuring Uncertainty for a Level of Confidence of 95% (U = 2Uc(y))	5.20

Uncertainty of Radiated Emission Measurement (1000 MHz ~ 18000 MHz)

Measuring Uncertainty for a Level of Confidence of 95% (U = 2Uc(y))	5.50

Uncertainty of Radiated Emission Measurement (18000 MHz ~ 40000 MHz)

Measuring Uncertainty for a Level of Confidence of 95% (U = 2Uc(y))	5.20

Appendix A. AC Conducted Emission Test Results

Test Engineer :	Arthur Hsieh	**Temperature :**	21~25℃
		Relative Humidity :	51~55%
Test Voltage :	120Vac / 60Hz	**Phase :**	Line

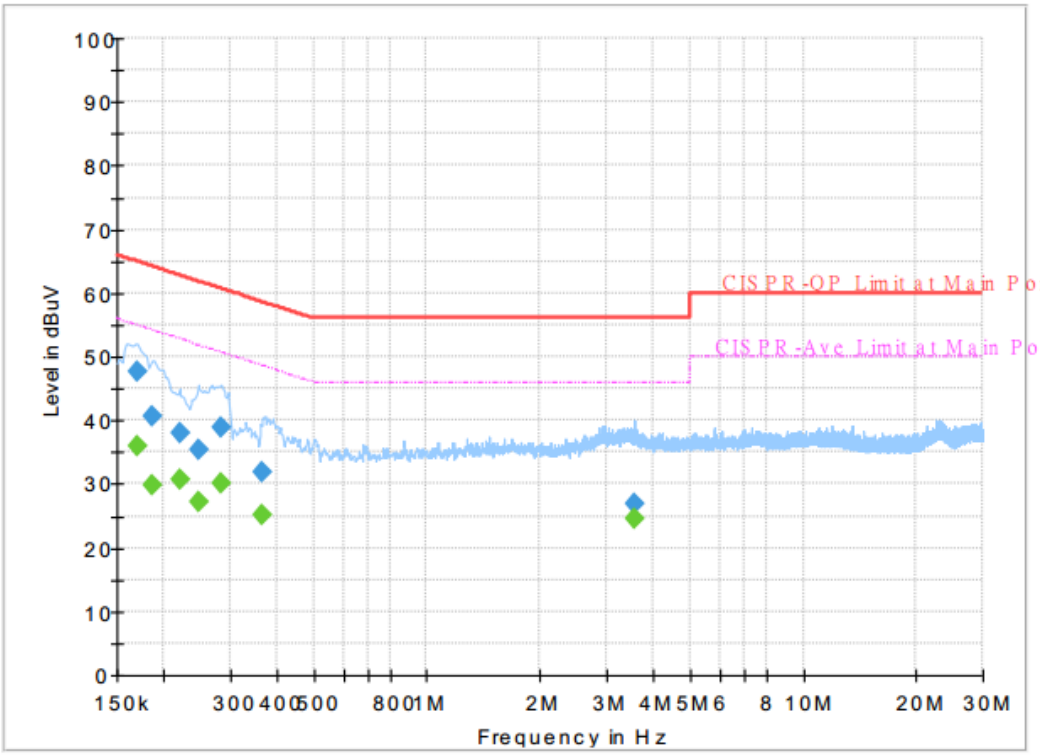

Final Result

Frequency (MHz)	QuasiPeak (dBµV)	CAverage (dBµV)	Limit (dBµV)	Margin (dB)	Line	Filter	Corr. (dB)
0.170250	---	35.96	54.95	18.99	L1	OFF	19.5
0.170250	47.52	---	64.95	17.43	L1	OFF	19.5
0.186000	---	29.86	54.21	24.35	L1	OFF	19.5
0.186000	40.51	---	64.21	23.70	L1	OFF	19.5
0.219750	---	30.74	52.83	22.09	L1	OFF	19.5
0.219750	38.03	---	62.83	24.80	L1	OFF	19.5
0.246750	---	27.09	51.87	24.78	L1	OFF	19.5
0.246750	35.34	---	61.87	26.53	L1	OFF	19.5
0.285000	---	30.18	50.67	20.49	L1	OFF	19.5
0.285000	39.02	---	60.67	21.65	L1	OFF	19.5
0.366000	---	25.17	48.59	23.42	L1	OFF	19.5
0.366000	31.78	---	58.59	26.81	L1	OFF	19.5
3.552000	---	24.67	46.00	21.33	L1	OFF	19.7
3.552000	26.98	---	56.00	29.02	L1	OFF	19.7

Test Engineer :	Arthur Hsieh	**Temperature :**	21~25℃
		Relative Humidity :	51~55%
Test Voltage :	120Vac / 60Hz	**Phase :**	Neutral

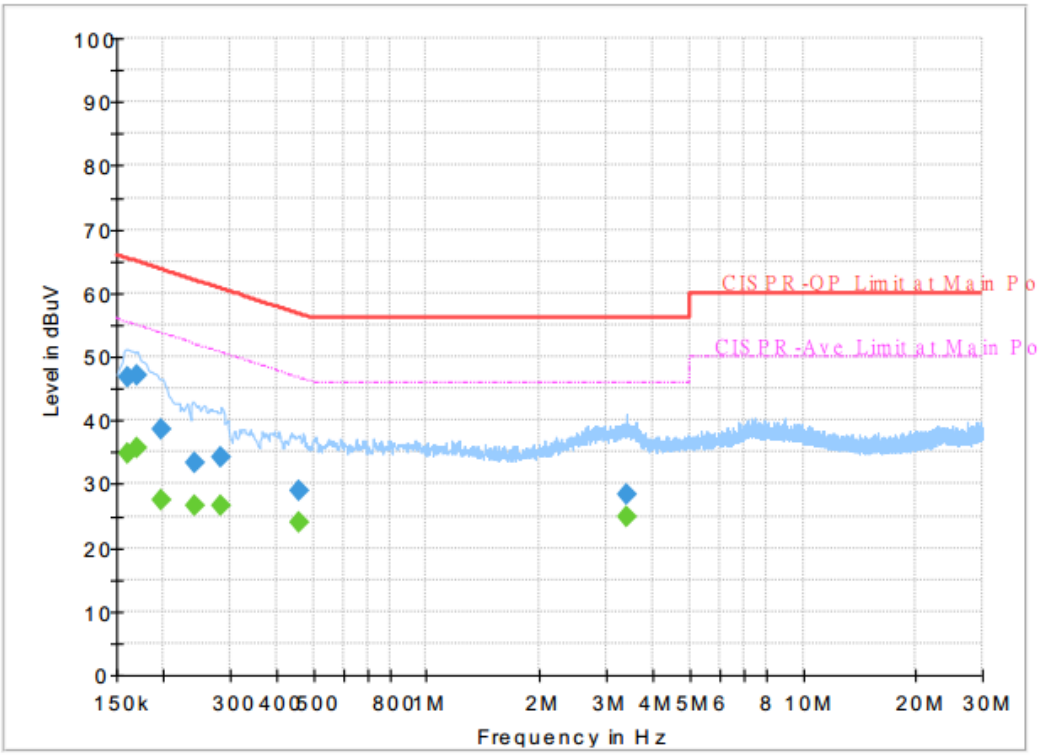

Final Result

Frequency (MHz)	QuasiPeak (dBµV)	CAverage (dBµV)	Limit (dBµV)	Margin (dB)	Line	Filter	Corr. (dB)
0.161250	---	34.78	55.40	20.62	N	OFF	19.5
0.161250	46.81	---	65.40	18.59	N	OFF	19.5
0.170250	---	35.74	54.95	19.21	N	OFF	19.5
0.170250	47.14	---	64.95	17.81	N	OFF	19.5
0.197250	---	27.56	53.73	26.17	N	OFF	19.5
0.197250	38.47	---	63.73	25.26	N	OFF	19.5
0.242250	---	26.68	52.02	25.34	N	OFF	19.5
0.242250	33.46	---	62.02	28.56	N	OFF	19.5
0.285000	---	26.68	50.67	23.99	N	OFF	19.5
0.285000	34.11	---	60.67	26.56	N	OFF	19.5
0.460500	---	23.97	46.68	22.71	N	OFF	19.5
0.460500	28.96	---	56.68	27.72	N	OFF	19.5
3.401250	---	24.91	46.00	21.09	N	OFF	19.7
3.401250	28.40	---	56.00	27.60	N	OFF	19.7

Appendix B. Radiated Spurious Emission

Test Engineer :	Hao Hsu, Ken Wu, and Chuan Zhu	Temperature :	22~25°C
		Relative Humidity :	50~55%

<CDD Mode>

<SKU 1>

Band 3 - 5470~5725MHz

WIFI 802.11ac VHT20 (Band Edge @ 3m)

WIFI Ant.	Note	Frequency	Level	Over Limit	Limit Line	Read Level	Antenna Factor	Path Loss	Preamp Factor	Ant Pos	Table Pos	Peak Avg.	Pol.
1		(MHz)	(dBµV/m)	(dB)	(dBµV/m)	(dBµV)	(dB/m)	(dB)	(dB)	(cm)	(deg)	(P/A)	(H/V)
802.11ac VHT20 CH 100 5500MHz		5458.32	57.85	-16.15	74	49.53	32.05	9.29	33.02	271	29	P	H
		5469.04	60.08	-8.12	68.2	51.74	32.07	9.29	33.02	271	29	P	H
		5456.72	50.14	-3.86	54	41.82	32.05	9.29	33.02	271	29	A	H
	*	5500	111.62	-	-	103.17	32.1	9.37	33.02	271	29	P	H
	*	5500	103.05	-	-	94.6	32.1	9.37	33.02	271	29	A	H
													H
		5456.72	57.85	-16.15	74	49.53	32.05	9.29	33.02	100	260	P	V
		5470	59.5	-8.7	68.2	51.16	32.07	9.29	33.02	100	260	P	V
		5458.8	49.61	-4.39	54	41.29	32.05	9.29	33.02	100	260	A	V
	*	5500	110.55	-	-	102.1	32.1	9.37	33.02	100	260	P	V
	*	5500	101.95	-	-	93.5	32.1	9.37	33.02	100	260	A	V
													V
Remark	1. No other spurious found. 2. All results are PASS against Peak and Average limit line.												

Band 3 - 5470~5725MHz

WIFI 802.11ac VHT20 (Harmonic @ 3m)

WIFI Ant. 1	Note	Frequency (MHz)	Level (dBμV/m)	Over Limit (dB)	Limit Line (dBμV/m)	Read Level (dBμV)	Antenna Factor (dB/m)	Path Loss (dB)	Preamp Factor (dB)	Ant Pos (cm)	Table Pos (deg)	Peak Avg. (P/A)	Pol. (H/V)
802.11ac VHT20 CH 100 5500MHz		11000	46.8	-27.2	74	52.72	40.1	15.38	61.4	100	0	P	H
		16500	56.9	-11.3	68.2	58.86	38.5	19.04	59.5	100	0	P	H
													H
													H
		11000	46.04	-27.96	74	51.96	40.1	15.38	61.4	100	0	P	V
		16500	54.58	-13.62	68.2	56.54	38.5	19.04	59.5	100	0	P	V
													V
													V
Remark	1. No other spurious found. 2. All results are PASS against Peak and Average limit line.												

Emission below 1GHz

WIFI 802.11n VHT20 (LF @ 3m)

WIFI Ant. 1	Note	Frequency (MHz)	Level (dBμV/m)	Over Limit (dB)	Limit Line (dBμV/m)	Read Level (dBμV)	Antenna Factor (dB/m)	Path Loss (dB)	Preamp Factor (dB)	Ant Pos (cm)	Table Pos (deg)	Peak Avg. (P/A)	Pol. (H/V)
802.11n VHT20 LF		123.69	30.43	-13.07	43.5	44.11	17.23	1.55	32.46	-	-	P	H
		159.6	30.07	-13.43	43.5	44.51	16.28	1.71	32.43	-	-	P	H
		184.17	22.46	-21.04	43.5	38.47	14.62	1.77	32.4	-	-	P	H
		559.7	26.99	-19.01	46	30.28	26.07	3.07	32.43	-	-	P	H
		752.9	29.76	-16.24	46	30.67	27.84	3.57	32.32	-	-	P	H
		920.9	33.3	-12.7	46	31.48	29.34	3.95	31.47	100	0	P	H
													H
													H
													H
													H
													H
													H
		39.72	36.64	-3.36	40	49.09	19.21	0.83	32.49	100	0	P	V
		63.75	31.08	-8.92	40	50.85	11.69	1.03	32.49	-	-	P	V
		78.6	29.87	-10.13	40	48.18	12.94	1.23	32.48	-	-	P	V
		553.4	25.22	-20.78	46	29.12	25.45	3.07	32.42	-	-	P	V
		759.2	29.43	-16.57	46	30.25	27.9	3.58	32.3	-	-	P	V
		927.9	32.59	-13.41	46	30.38	29.62	3.99	31.4	-	-	P	V
													V
													V
													V
													V
													V
													V
Remark	1. No other spurious found. 2. All results are PASS against limit line.												

Band 1 - 5150~5250MHz

WIFI 802.11a (Band Edge @ 3m)

WIFI Ant. 1+2	Note	Frequency (MHz)	Level (dBμV/m)	Over Limit (dB)	Limit Line (dBμV/m)	Read Level (dBμV)	Antenna Factor (dB/m)	Path Loss (dB)	Preamp Factor (dB)	Ant Pos (cm)	Table Pos (deg)	Peak Avg. (P/A)	Pol. (H/V)
802.11a CH 36 5180MHz		5149.24	62.31	-11.69	74	54.54	31.75	9.05	33.03	307	74	P	H
		5149.76	52.71	-1.29	54	44.94	31.75	9.05	33.03	307	74	A	H
	*	5180	113.22	-	-	105.4	31.78	9.07	33.03	307	74	P	H
	*	5180	105.02	-	-	97.2	31.78	9.07	33.03	307	74	A	H
													H
													H
		5144.56	60.38	-13.62	74	52.61	31.75	9.05	33.03	100	259	P	V
		5150	52.91	-1.09	54	45.14	31.75	9.05	33.03	100	259	A	V
	*	5180	114.02	-	-	106.2	31.78	9.07	33.03	100	259	P	V
	*	5180	106.16	-	-	98.34	31.78	9.07	33.03	100	259	A	V
													V
													V
Remark	1. No other spurious found. 2. All results are PASS against Peak and Average limit line.												

Band 1 5150~5250MHz

WIFI 802.11a (Harmonic @ 3m)

WIFI Ant. 1+2	Note	Frequency (MHz)	Level (dBμV/m)	Over Limit (dB)	Limit Line (dBμV/m)	Read Level (dBμV)	Antenna Factor (dB/m)	Path Loss (dB)	Preamp Factor (dB)	Ant Pos (cm)	Table Pos (deg)	Peak Avg. (P/A)	Pol. (H/V)
802.11a CH 36 5180MHz		10360	48.2	-20	68.2	54.51	39.51	14.94	60.76	100	0	P	H
		15540	58.96	-15.04	74	63.19	38	18.34	60.57	262	341	P	H
		15540	45.95	-8.05	54	50.18	38	18.34	60.57	262	341	A	H
													H
		10360	48.43	-19.77	68.2	54.74	39.51	14.94	60.76	100	0	P	V
		15540	59.27	-14.73	74	63.5	38	18.34	60.57	100	60	P	V
		15540	46.48	-7.52	54	50.71	38	18.34	60.57	100	60	A	V
													V
Remark	1. No other spurious found. 2. All results are PASS against Peak and Average limit line.												

Band 2 - 5250~5350MHz

WIFI 802.11ac VHT80 (Band Edge @ 3m)

WIFI Ant. 1+2	Note	Frequency (MHz)	Level (dBµV/m)	Over Limit (dB)	Limit Line (dBµV/m)	Read Level (dBµV)	Antenna Factor (dB/m)	Path Loss (dB)	Preamp Factor (dB)	Ant Pos (cm)	Table Pos (deg)	Peak Avg. (P/A)	Pol. (H/V)
802.11ac VHT80 CH 58 5290MHz		5139.2	55.53	-18.47	74	47.78	31.73	9.05	33.03	314	70	P	H
		5134.7	49.42	-4.58	54	41.67	31.73	9.05	33.03	314	70	A	H
	*	5290	104.19	-	-	96.18	31.88	9.16	33.03	314	70	P	H
	*	5290	97.09	-	-	89.08	31.88	9.16	33.03	314	70	A	H
		5358	58.17	-15.83	74	50.06	31.95	9.19	33.03	314	70	P	H
		5358.72	50.98	-3.02	54	42.87	31.95	9.19	33.03	314	70	A	H
		5146.1	56.54	-17.46	74	48.77	31.75	9.05	33.03	100	259	P	V
		5135	49.94	-4.06	54	42.19	31.73	9.05	33.03	100	259	A	V
	*	5290	105.02	-	-	97.01	31.88	9.16	33.03	100	259	P	V
	*	5290	97.61	-	-	89.6	31.88	9.16	33.03	100	259	A	V
		5354.88	61.14	-12.86	74	53.03	31.95	9.19	33.03	100	259	P	V
		5354.88	52.53	-1.47	54	44.42	31.95	9.19	33.03	100	259	P	V
Remark	1. No other spurious found. 2. All results are PASS against Peak and Average limit line.												

Band 2 5250~5350MHz

WIFI 802.11ac VHT80 (Harmonic @ 3m)

WIFI Ant. 1+2	Note	Frequency (MHz)	Level (dBμV/m)	Over Limit (dB)	Limit Line (dBμV/m)	Read Level (dBμV)	Antenna Factor (dB/m)	Path Loss (dB)	Preamp Factor (dB)	Ant Pos (cm)	Table Pos (deg)	Peak Avg. (P/A)	Pol. (H/V)
802.11ac VHT80 CH 58 5290MHz		10580	43.05	-25.15	68.2	49.26	39.77	15.09	61.07	100	0	P	H
		15870	44.16	-29.84	74	48.91	37.04	18.51	60.3	100	0	P	H
													H
													H
		10580	43.21	-24.99	68.2	49.42	39.77	15.09	61.07	100	0	P	V
		15870	45.43	-28.57	74	50.18	37.04	18.51	60.3	100	0	P	V
													V
													V
Remark	1. No other spurious found. 2. All results are PASS against Peak and Average limit line.												

Emission below 1GHz

WIFI 802.11a (LF @ 3m)

WIFI Ant.	Note	Frequency	Level	Over Limit	Limit Line	Read Level	Antenna Factor	Path Loss	Preamp Factor	Ant Pos	Table Pos	Peak Avg.	Pol.
1+2		(MHz)	(dBμV/m)	(dB)	(dBμV/m)	(dBμV)	(dB/m)	(dB)	(dB)	(cm)	(deg)	(P/A)	(H/V)
802.11a LF		79.14	23.16	-16.84	40	41.35	13.06	1.23	32.48	-	-	P	H
		125.58	31.14	-12.36	43.5	44.8	17.24	1.56	32.46	100	0	P	H
		247.62	21.27	-24.73	46	33.58	18.05	2.02	32.38	-	-	P	H
		489.7	24.81	-21.19	46	30.73	23.57	2.89	32.38	-	-	P	H
		701.1	28.62	-17.38	46	31.18	26.43	3.48	32.47	-	-	P	H
		884.5	31.78	-14.22	46	30.55	29.08	3.89	31.74	-	-	P	H
													H
													H
													H
													H
													H
													H
		37.02	36.75	-3.25	40	47.63	20.79	0.82	32.49	100	0	P	V
		63.48	36.57	-3.43	40	56.34	11.69	1.03	32.49	-	-	P	V
		78.33	33.34	-6.66	40	51.65	12.94	1.23	32.48	-	-	P	V
		419.7	23.97	-22.03	46	31.12	22.51	2.68	32.34	-	-	P	V
		649.3	27.66	-18.34	46	30.52	26.29	3.31	32.46	-	-	P	V
		951	33.04	-12.96	46	29.63	30.61	3.99	31.19	-	-	P	V
													V
													V
													V
													V
													V
													V
Remark	1. No other spurious found. 2. All results are PASS against limit line.												

<SKU 2>

Band 3 - 5470~5725MHz

WIFI 802.11ac VHT20 (Band Edge @ 3m)

WIFI Ant.	Note	Frequency	Level	Over Limit	Limit Line	Read Level	Antenna Factor	Path Loss	Preamp Factor	Ant Pos	Table Pos	Peak Avg.	Pol.
1		(MHz)	(dBμV/m)	(dB)	(dBμV/m)	(dBμV)	(dB/m)	(dB)	(dB)	(cm)	(deg)	(P/A)	(H/V)
802.11ac VHT20 CH 100 5500MHz		5458.32	58.68	-15.32	74	50.36	32.05	9.29	33.02	105	314	P	H
		5465.04	61.34	-6.86	68.2	53	32.07	9.29	33.02	105	314	P	H
		5459.6	51	-3	54	42.68	32.05	9.29	33.02	105	314	A	H
	*	5500	112.55	-	-	104.1	32.1	9.37	33.02	105	314	P	H
	*	5500	104.09	-	-	95.64	32.1	9.37	33.02	105	314	A	H
													H
		5459.92	56.7	-17.3	74	48.38	32.05	9.29	33.02	100	254	P	V
		5469.36	59.36	-8.84	68.2	51.02	32.07	9.29	33.02	100	254	P	V
		5460	49.99	-4.01	54	41.67	32.05	9.29	33.02	100	254	A	V
	*	5500	110.95	-	-	102.5	32.1	9.37	33.02	100	254	P	V
	*	5500	102.94	-	-	94.49	32.1	9.37	33.02	100	254	A	V
													V
Remark	1. No other spurious found. 2. All results are PASS against Peak and Average limit line.												

Band 3 - 5470~5725MHz

WIFI 802.11ac VHT20 (Harmonic @ 3m)

WIFI Ant. 1	Note	Frequency (MHz)	Level (dBμV/m)	Over Limit (dB)	Limit Line (dBμV/m)	Read Level (dBμV)	Antenna Factor (dB/m)	Path Loss (dB)	Preamp Factor (dB)	Ant Pos (cm)	Table Pos (deg)	Peak Avg. (P/A)	Pol. (H/V)
802.11ac VHT20 CH 100 5500MHz		11000	46.15	-27.85	74	52.07	40.1	15.38	61.4	100	0	P	H
		16500	52.49	-15.71	68.2	54.45	38.5	19.04	59.5	100	0	P	H
													H
													H
		11000	45.1	-28.9	74	51.02	40.1	15.38	61.4	100	0	P	V
		16500	54.92	-13.28	68.2	56.88	38.5	19.04	59.5	100	0	P	V
													V
													V
Remark	1. No other spurious found. 2. All results are PASS against Peak and Average limit line.												

Emission below 1GHz

WIFI 802.11ac VHT20 (LF @ 3m)

WIFI Ant. 1	Note	Frequency (MHz)	Level (dBμV/m)	Over Limit (dB)	Limit Line (dBμV/m)	Read Level (dBμV)	Antenna Factor (dB/m)	Path Loss (dB)	Preamp Factor (dB)	Ant Pos (cm)	Table Pos (deg)	Peak Avg. (P/A)	Pol. (H/V)
802.11ac VHT20 LF		108.84	30.5	-13	43.5	44.94	16.61	1.42	32.47	100	0	P	H
		183.9	22.6	-20.9	43.5	38.61	14.62	1.77	32.4	-	-	P	H
		249.51	21.98	-24.02	46	34.02	18.32	2.02	32.38	-	-	P	H
		437.9	24.92	-21.08	46	31.77	22.76	2.74	32.35	-	-	P	H
		645.1	29.29	-16.71	46	32.13	26.31	3.31	32.46	-	-	P	H
		876.1	31.66	-14.34	46	30.45	29.1	3.89	31.78	-	-	P	H
													H
													H
													H
													H
													H
													H
		35.94	36.4	-3.6	40	46.76	21.31	0.82	32.49	100	0	P	V
		43.77	33	-7	40	47.39	17.08	1.02	32.49	-	-	P	V
		63.48	31.5	-8.5	40	51.27	11.69	1.03	32.49	-	-	P	V
		482.7	24.86	-21.14	46	30.92	23.49	2.82	32.37	-	-	P	V
		661.9	28.61	-17.39	46	31.53	26.24	3.31	32.47	-	-	P	V
		939.8	33.39	-12.61	46	30.64	30.05	3.99	31.29	-	-	P	V
													V
													V
													V
													V
													V
													V
Remark	1. No other spurious found. 2. All results are PASS against limit line.												

Band 1 - 5150~5250MHz

WIFI 802.11a (Band Edge @ 3m)

WIFI Ant. 1+2	Note	Frequency (MHz)	Level (dBμV/m)	Over Limit (dB)	Limit Line (dBμV/m)	Read Level (dBμV)	Antenna Factor (dB/m)	Path Loss (dB)	Preamp Factor (dB)	Ant Pos (cm)	Table Pos (deg)	Peak Avg. (P/A)	Pol. (H/V)
802.11a CH 36 5180MHz		5147.16	59.61	-14.39	74	51.84	31.75	9.05	33.03	113	26	P	H
		5147.68	52.81	-1.19	54	45.04	31.75	9.05	33.03	113	26	P	H
	*	5180	112.71	-	-	104.89	31.78	9.07	33.03	113	26	P	H
	*	5180	104.98	-	-	97.16	31.78	9.07	33.03	113	26	A	H
													H
													H
		5146.38	60.98	-13.02	74	53.21	31.75	9.05	33.03	100	253	P	V
		5150	52.77	-1.23	54	45	31.75	9.05	33.03	100	253	P	V
	*	5180	113.42	-	-	105.6	31.78	9.07	33.03	100	253	P	V
	*	5180	105.42	-	-	97.6	31.78	9.07	33.03	100	253	A	V
													V
													V
Remark	1. No other spurious found. 2. All results are PASS against Peak and Average limit line.												

Band 1 5150~5250MHz

WIFI 802.11a (Harmonic @ 3m)

WIFI Ant. 1+2	Note	Frequency (MHz)	Level (dBμV/m)	Over Limit (dB)	Limit Line (dBμV/m)	Read Level (dBμV)	Antenna Factor (dB/m)	Path Loss (dB)	Preamp Factor (dB)	Ant Pos (cm)	Table Pos (deg)	Peak Avg. (P/A)	Pol. (H/V)
802.11a CH 36 5180MHz		10360	43.75	-24.45	68.2	50.06	39.51	14.94	60.76	100	0	P	H
		15540	62.32	-11.68	74	66.55	38	18.34	60.57	286	340	P	H
		15540	49.96	-4.04	54	54.19	38	18.34	60.57	286	340	A	H
													H
		10360	44.15	-24.05	68.2	50.46	39.51	14.94	60.76	100	0	P	V
		15540	62.98	-11.02	74	67.21	38	18.34	60.57	309	354	P	V
		15540	50.68	-3.32	54	54.91	38	18.34	60.57	309	354	A	V
													V
Remark	1. No other spurious found. 2. All results are PASS against Peak and Average limit line.												

Band 2 - 5250~5350MHz

WIFI 802.11ac VHT80 (Band Edge @ 3m)

WIFI Ant. 1+2	Note	Frequency (MHz)	Level (dBμV/m)	Over Limit (dB)	Limit Line (dBμV/m)	Read Level (dBμV)	Antenna Factor (dB/m)	Path Loss (dB)	Preamp Factor (dB)	Ant Pos (cm)	Table Pos (deg)	Peak Avg. (P/A)	Pol. (H/V)
802.11ac VHT80 CH 58 5290MHz		5136.5	53.62	-20.38	74	45.87	31.73	9.05	33.03	148	24	P	H
		5143.7	47.39	-6.61	54	39.62	31.75	9.05	33.03	148	24	A	H
	*	5290	103.09	-	-	95.08	31.88	9.16	33.03	148	24	P	H
	*	5290	96.31	-	-	88.3	31.88	9.16	33.03	148	24	A	H
		5351.28	58.83	-15.17	74	50.72	31.95	9.19	33.03	148	24	P	H
		5387.76	52.15	-1.85	54	43.99	31.98	9.2	33.02	148	24	A	H
		5138.6	55.03	-18.97	74	47.28	31.73	9.05	33.03	100	254	P	V
		5134.7	47.82	-6.18	54	40.07	31.73	9.05	33.03	100	254	A	V
	*	5290	105.01	-	-	97	31.88	9.16	33.03	100	254	P	V
	*	5290	98.11	-	-	90.1	31.88	9.16	33.03	100	254	A	V
		5355.6	61.83	-12.17	74	53.72	31.95	9.19	33.03	100	254	P	V
		5350.08	52.35	-1.65	54	44.24	31.95	9.19	33.03	100	254	P	V
Remark	1. No other spurious found. 2. All results are PASS against Peak and Average limit line.												

Band 2 5250~5350MHz

WIFI 802.11ac VHT80 (Harmonic @ 3m)

WIFI Ant. 1+2	Note	Frequency (MHz)	Level (dBμV/m)	Over Limit (dB)	Limit Line (dBμV/m)	Read Level (dBμV)	Antenna Factor (dB/m)	Path Loss (dB)	Preamp Factor (dB)	Ant Pos (cm)	Table Pos (deg)	Peak Avg. (P/A)	Pol. (H/V)
802.11ac VHT80 CH 58 5290MHz		10580	43.95	-24.25	68.2	50.16	39.77	15.09	61.07	100	0	P	H
		15870	45.03	-28.97	74	49.78	37.04	18.51	60.3	100	0	P	H
													H
													H
		10580	43.05	-25.15	68.2	49.26	39.77	15.09	61.07	100	0	P	V
		15870	45.9	-28.1	74	50.65	37.04	18.51	60.3	100	0	P	V
													V
													V
Remark	1. No other spurious found. 2. All results are PASS against Peak and Average limit line.												

Emission below 1GHz

WIFI 802.11a (LF @ 3m)

WIFI Ant. 1+2	Note	Frequency (MHz)	Level (dBμV/m)	Over Limit (dB)	Limit Line (dBμV/m)	Read Level (dBμV)	Antenna Factor (dB/m)	Path Loss (dB)	Preamp Factor (dB)	Ant Pos (cm)	Table Pos (deg)	Peak Avg. (P/A)	Pol. (H/V)
802.11a LF		63.48	26.72	-13.28	40	46.49	11.69	1.03	32.49	-	-	P	H
		123.69	30.61	-12.89	43.5	44.29	17.23	1.55	32.46	100	0	P	H
		184.71	21.82	-21.68	43.5	37.83	14.62	1.77	32.4	-	-	P	H
		425.3	24.66	-21.34	46	31.73	22.59	2.68	32.34	-	-	P	H
		673.8	28.32	-17.68	46	31.13	26.27	3.39	32.47	-	-	P	H
		937	33.03	-12.97	46	30.42	29.94	3.99	31.32	-	-	P	H
													H
													H
													H
													H
													H
													H
		37.29	36.72	-3.28	40	48.12	20.26	0.83	32.49	100	0	P	V
		72.66	32.45	-7.55	40	51.45	12.25	1.24	32.49	-	-	P	V
		77.25	30.06	-9.94	40	48.5	12.81	1.23	32.48	-	-	P	V
		490.4	24.23	-21.77	46	30.14	23.58	2.89	32.38	-	-	P	V
		712.3	28.19	-17.81	46	30.47	26.68	3.48	32.44	-	-	P	V
		913.2	32.11	-13.89	46	30.48	29.22	3.95	31.54	-	-	P	V
													V
													V
													V
													V
													V
													V
Remark	1. No other spurious found. 2. All results are PASS against limit line.												

<SKU 3>

Band 1 - 5150~5250MHz

WIFI 802.11a (Band Edge @ 3m)

WIFI Ant. 1	Note	Frequency (MHz)	Level (dBμV/m)	Over Limit (dB)	Limit Line (dBμV/m)	Read Level (dBμV)	Antenna Factor (dB/m)	Path Loss (dB)	Preamp Factor (dB)	Ant Pos (cm)	Table Pos (deg)	Peak Avg. (P/A)	Pol. (H/V)
802.11a CH 36 5180MHz		5147.94	61.28	-12.72	74	53.51	31.75	9.05	33.03	100	314	P	H
		5150	51.96	-2.04	54	44.19	31.75	9.05	33.03	100	314	A	H
	*	5180	110.71	-	-	102.89	31.78	9.07	33.03	100	314	P	H
	*	5180	103.44	-	-	95.62	31.78	9.07	33.03	100	314	A	H
													H
													H
		5149.76	57.96	-16.04	74	50.19	31.75	9.05	33.03	100	296	P	V
		5149.76	49.82	-4.18	54	42.05	31.75	9.05	33.03	100	296	A	V
	*	5180	108.36	-	-	100.54	31.78	9.07	33.03	100	296	P	V
	*	5180	100.42	-	-	92.6	31.78	9.07	33.03	100	296	A	V
													V
													V
802.11a CH 44 5220MHz		5147.42	56.86	-17.14	74	49.09	31.75	9.05	33.03	100	316	P	H
		5149.76	49.68	-4.32	54	41.91	31.75	9.05	33.03	100	316	A	H
	*	5220	115.19	-	-	107.29	31.82	9.11	33.03	100	316	P	H
	*	5220	106.89	-	-	98.99	31.82	9.11	33.03	100	316	A	H
		5430.88	50.54	-23.46	74	42.27	32.03	9.26	33.02	100	316	P	H
		5431.16	43.91	-10.09	54	35.64	32.03	9.26	33.02	100	316	A	H
		5140.66	54.25	-19.75	74	46.48	31.75	9.05	33.03	102	296	P	V
		5150	47.52	-6.48	54	39.75	31.75	9.05	33.03	102	296	A	V
	*	5220	113.49	-	-	105.59	31.82	9.11	33.03	102	296	P	V
	*	5220	105.69	-	-	97.79	31.82	9.11	33.03	102	296	A	V
		5444.6	49.5	-24.5	74	41.23	32.03	9.26	33.02	102	296	P	V
		5435.64	42.48	-11.52	54	34.21	32.03	9.26	33.02	102	296	A	V

802.11a CH 48 5240MHz		5148.72	50.92	-23.08	74	43.15	31.75	9.05	33.03	100	319	P	H
		5147.42	44.91	-9.09	54	37.14	31.75	9.05	33.03	100	319	A	H
	*	5240	114.06	-	-	106.14	31.83	9.12	33.03	100	319	P	H
	*	5240	106.73	-	-	98.81	31.83	9.12	33.03	100	319	A	H
		5452.44	52.29	-21.71	74	43.97	32.05	9.29	33.02	100	319	P	H
		5451.6	43.54	-10.46	54	35.22	32.05	9.29	33.02	100	319	A	H
		5148.2	50.62	-23.38	74	42.85	31.75	9.05	33.03	100	296	P	V
		5148.98	43.53	-10.47	54	35.76	31.75	9.05	33.03	100	296	A	V
	*	5240	111.41	-	-	103.49	31.83	9.12	33.03	100	296	P	V
		5455.8	49.96	-24.04	74	41.64	32.05	9.29	33.02	100	296	P	V
		5452.16	42.55	-11.45	54	34.23	32.05	9.29	33.02	100	296	A	V
													V
Remark	1. No other spurious found. 2. All results are PASS against Peak and Average limit line.												

Band 1 5150~5250MHz

WIFI 802.11a (Harmonic @ 3m)

WIFI Ant. 1	Note	Frequency (MHz)	Level (dBμV/m)	Over Limit (dB)	Limit Line (dBμV/m)	Read Level (dBμV)	Antenna Factor (dB/m)	Path Loss (dB)	Preamp Factor (dB)	Ant Pos (cm)	Table Pos (deg)	Peak Avg. (P/A)	Pol. (H/V)
802.11a CH 36 5180MHz		10360	45.85	-22.35	68.2	52.16	39.51	14.94	60.76	100	0	P	H
		15540	58.11	-15.89	74	62.34	38	18.34	60.57	238	360	P	H
		15540	45.55	-8.45	54	49.78	38	18.34	60.57	238	360	A	H
													H
		10360	46.38	-21.82	68.2	52.69	39.51	14.94	60.76	100	0	P	V
		15540	49.55	-24.45	74	53.78	38	18.34	60.57	100	0	P	V
													V
													V
802.11a CH 44 5220MHz		10440	46.09	-22.11	68.2	52.37	39.61	14.99	60.88	100	0	P	H
		15660	60.61	-13.39	74	65.01	37.67	18.41	60.48	100	359	P	H
		15660	50.69	-3.31	54	55.09	37.67	18.41	60.48	100	359	A	H
													H
		10440	46.72	-21.48	68.2	53	39.61	14.99	60.88	100	0	P	V
		15660	59.38	-14.62	74	63.78	37.67	18.41	60.48	100	330	P	V
		15660	49.45	-4.55	54	53.85	37.67	18.41	60.48	100	330	A	V
													V
802.11a CH 48 5240MHz		10480	45.06	-23.14	68.2	51.32	39.68	15.03	60.97	100	0	P	H
		15720	61.31	-12.69	74	65.83	37.47	18.43	60.42	241	360	P	H
		15720	50.57	-3.43	54	55.09	37.47	18.43	60.42	241	360	A	H
													H
		10476	46.26	-21.94	68.2	52.53	39.65	15.02	60.94	100	0	P	V
		15720	56.39	-17.61	74	60.91	37.47	18.43	60.42	101	331	P	V
		15720	45.6	-8.4	54	50.12	37.47	18.43	60.42	101	331	A	V
													V
Remark	1. No other spurious found. 2. All results are PASS against Peak and Average limit line.												

Band 1 5150~5250MHz

WIFI 802.11ac VHT20 (Band Edge @ 3m)

WIFI Ant. 1	Note	Frequency (MHz)	Level (dBμV/m)	Over Limit (dB)	Limit Line (dBμV/m)	Read Level (dBμV)	Antenna Factor (dB/m)	Path Loss (dB)	Preamp Factor (dB)	Ant Pos (cm)	Table Pos (deg)	Peak Avg. (P/A)	Pol. (H/V)
802.11ac VHT20 CH 36 5180MHz		5149.76	59.45	-14.55	74	51.68	31.75	9.05	33.03	100	316	P	H
		5148.46	52.49	-1.51	54	44.72	31.75	9.05	33.03	100	316	A	H
	*	5180	110.92	-	-	103.1	31.78	9.07	33.03	100	316	P	H
	*	5180	102.42	-	-	94.6	31.78	9.07	33.03	100	316	A	H
													H
													H
		5147.94	58.87	-15.13	74	51.1	31.75	9.05	33.03	100	299	P	V
		5150	51.06	-2.94	54	43.29	31.75	9.05	33.03	100	299	A	V
	*	5180	108.62	-	-	100.8	31.78	9.07	33.03	100	299	P	V
	*	5180	100.52	-	-	92.7	31.78	9.07	33.03	100	299	A	V
													V
													V
802.11ac VHT20 CH 44 5220MHz		5149.5	54.69	-19.31	74	46.92	31.75	9.05	33.03	100	317	P	H
		5149.5	47.81	-6.19	54	40.04	31.75	9.05	33.03	100	317	A	H
	*	5220	113.59	-	-	105.69	31.82	9.11	33.03	100	317	P	H
	*	5220	105.09	-	-	97.19	31.82	9.11	33.03	100	317	A	H
		5433.96	50.72	-23.28	74	42.45	32.03	9.26	33.02	100	317	P	H
		5429.2	44.01	-9.99	54	35.74	32.03	9.26	33.02	100	317	A	H
		5146.64	50.95	-23.05	74	43.18	31.75	9.05	33.03	100	301	P	V
		5148.46	45.65	-8.35	54	37.88	31.75	9.05	33.03	100	301	A	V
	*	5220	111.09	-	-	103.19	31.82	9.11	33.03	100	301	P	V
	*	5220	102.49	-	-	94.59	31.82	9.11	33.03	100	301	A	V
		5405.96	49.38	-24.62	74	41.18	32	9.22	33.02	100	301	P	V
		5433.68	42.39	-11.61	54	34.12	32.03	9.26	33.02	100	301	A	V

802.11ac VHT20 CH 48 5240MHz		5146.9	51.51	-22.49	74	43.74	31.75	9.05	33.03	100	318	P	H
		5140.14	44.23	-9.77	54	36.46	31.75	9.05	33.03	100	318	A	H
	*	5240	113.87	-	-	105.95	31.83	9.12	33.03	100	318	P	H
	*	5240	105.23	-	-	97.31	31.83	9.12	33.03	100	318	A	H
		5369.84	50.15	-23.85	74	42.01	31.97	9.2	33.03	100	318	P	H
		5451.04	43.89	-10.11	54	35.57	32.05	9.29	33.02	100	318	A	H
		5142.74	50.45	-23.55	74	42.68	31.75	9.05	33.03	100	302	P	V
		5149.5	43.14	-10.86	54	35.37	31.75	9.05	33.03	100	302	A	V
	*	5240	111.23	-	-	103.31	31.83	9.12	33.03	100	302	P	V
	*	5240	102.9	-	-	94.98	31.83	9.12	33.03	100	302	A	V
		5452.16	50.22	-23.78	74	41.9	32.05	9.29	33.02	100	302	P	V
		5451.32	42.53	-11.47	54	34.21	32.05	9.29	33.02	100	302	A	V
Remark	1. No other spurious found. 2. All results are PASS against Peak and Average limit line.												

Band 1 5150~5250MHz

WIFI 802.11ac VHT20 (Harmonic @ 3m)

WIFI Ant. 1	Note	Frequency (MHz)	Level (dBμV/m)	Over Limit (dB)	Limit Line (dBμV/m)	Read Level (dBμV)	Antenna Factor (dB/m)	Path Loss (dB)	Preamp Factor (dB)	Ant Pos (cm)	Table Pos (deg)	Peak Avg. (P/A)	Pol. (H/V)
802.11ac VHT20 CH 36 5180MHz		10360	45.65	-22.55	68.2	51.96	39.51	14.94	60.76	100	0	P	H
		15540	56.74	-17.26	74	60.97	38	18.34	60.57	242	360	P	H
		15540	45.75	-8.25	54	49.98	38	18.34	60.57	242	360	A	H
													H
		10360	46.1	-22.1	68.2	52.41	39.51	14.94	60.76	100	0	P	V
		15540	49.35	-24.65	74	53.58	38	18.34	60.57	100	0	P	V
													V
													V
802.11ac VHT20 CH 44 5220MHz		10440	46	-22.2	68.2	52.28	39.61	14.99	60.88	100	0	P	H
		15660	60.32	-13.68	74	64.72	37.67	18.41	60.48	235	360	P	H
		15660	50.42	-3.58	54	54.82	37.67	18.41	60.48	235	360	A	H
													H
		10440	46.27	-21.93	68.2	52.55	39.61	14.99	60.88	100	0	P	V
		15660	56.35	-17.65	74	60.75	37.67	18.41	60.48	100	332	P	V
		15660	47.17	-6.83	54	51.57	37.67	18.41	60.48	100	332	A	V
													V
802.11ac VHT20 CH 48 5240MHz		10480	46.42	-21.78	68.2	52.68	39.68	15.03	60.97	100	0	P	H
		15720	60.08	-13.92	74	64.6	37.47	18.43	60.42	241	360	P	H
		15720	50.28	-3.72	54	54.8	37.47	18.43	60.42	241	360	A	H
													H
		10480	46.37	-21.83	68.2	52.63	39.68	15.03	60.97	100	0	P	V
		15720	56.99	-17.01	74	61.51	37.47	18.43	60.42	100	333	P	V
		15720	46.58	-7.42	54	51.1	37.47	18.43	60.42	100	333	A	V
													V
Remark	1. No other spurious found. 2. All results are PASS against Peak and Average limit line.												

Band 1 5150~5250MHz

WIFI 802.11ac VHT40 (Band Edge @ 3m)

WIFI Ant. 1	Note	Frequency (MHz)	Level (dBμV/m)	Over Limit (dB)	Limit Line (dBμV/m)	Read Level (dBμV)	Antenna Factor (dB/m)	Path Loss (dB)	Preamp Factor (dB)	Ant Pos (cm)	Table Pos (deg)	Peak Avg. (P/A)	Pol. (H/V)
802.11ac VHT40 CH 38 5190MHz		5146.12	59.68	-14.32	74	51.91	31.75	9.05	33.03	100	313	P	H
		5148.72	52.69	-1.31	54	44.92	31.75	9.05	33.03	100	313	A	H
	*	5190	105.06	-	-	97.22	31.78	9.09	33.03	100	313	P	H
	*	5190	96.5	-	-	88.66	31.78	9.09	33.03	100	313	A	H
		5442.92	48.18	-25.82	74	39.91	32.03	9.26	33.02	100	313	P	H
		5431.72	40.3	-13.7	54	32.03	32.03	9.26	33.02	100	313	A	H
		5148.46	57.52	-16.48	74	49.75	31.75	9.05	33.03	100	298	P	V
		5147.42	50.92	-3.08	54	43.15	31.75	9.05	33.03	100	298	A	V
	*	5190	102.74	-	-	94.9	31.78	9.09	33.03	100	298	P	V
	*	5190	94.24	-	-	86.4	31.78	9.09	33.03	100	298	A	V
		5383	48.19	-25.81	74	40.03	31.98	9.2	33.02	100	298	P	V
		5425.56	40.25	-13.75	54	31.99	32.02	9.26	33.02	100	298	A	V
802.11ac VHT40 CH 46 5230MHz		5145.08	60.25	-13.75	74	52.48	31.75	9.05	33.03	100	317	P	H
		5149.24	52.1	-1.9	54	44.33	31.75	9.05	33.03	100	317	A	H
	*	5230	109.51	-	-	101.6	31.83	9.11	33.03	100	317	P	H
	*	5230	101.31	-	-	93.4	31.83	9.11	33.03	100	317	A	H
		5369	50.6	-23.4	74	42.46	31.97	9.2	33.03	100	317	P	H
		5350	42.89	-11.11	54	34.78	31.95	9.19	33.03	100	317	A	H
		5150	56.96	-17.04	74	49.19	31.75	9.05	33.03	100	299	P	V
		5149.76	50.51	-3.49	54	42.74	31.75	9.05	33.03	100	299	A	V
	*	5230	107.11	-	-	99.2	31.83	9.11	33.03	100	299	P	V
	*	5230	98.71	-	-	90.8	31.83	9.11	33.03	100	299	A	V
		5456.92	49.36	-24.64	74	41.04	32.05	9.29	33.02	100	299	P	V
		5354.44	41.2	-12.8	54	33.09	31.95	9.19	33.03	100	299	A	V
Remark	1. No other spurious found. 2. All results are PASS against Peak and Average limit line.												

Band 1 5150~5250MHz

WIFI 802.11ac VHT40 (Harmonic @ 3m)

WIFI Ant. 1	Note	Frequency (MHz)	Level (dBμV/m)	Over Limit (dB)	Limit Line (dBμV/m)	Read Level (dBμV)	Antenna Factor (dB/m)	Path Loss (dB)	Preamp Factor (dB)	Ant Pos (cm)	Table Pos (deg)	Peak Avg. (P/A)	Pol. (H/V)
802.11ac VHT40 CH 38 5190MHz		10380	45.16	-23.04	68.2	51.46	39.54	14.95	60.79	100	0	P	H
		15570	48.67	-25.33	74	52.94	37.91	18.36	60.54	100	0	P	H
													H
													H
		10380	45.09	-23.11	68.2	51.39	39.54	14.95	60.79	100	0	P	V
		15570	46.59	-27.41	74	50.86	37.91	18.36	60.54	100	0	P	V
													V
													V
802.11ac VHT40 CH 46 5230MHz		10460	46.52	-21.68	68.2	52.8	39.63	15	60.91	100	0	P	H
		15690	54.25	-19.75	74	58.72	37.57	18.41	60.45	100	356	P	H
		15690	44.9	-9.1	54	49.37	37.57	18.41	60.45	100	356	A	H
													H
		10460	47.27	-20.93	68.2	53.55	39.63	15	60.91	100	0	P	V
		15690	47.92	-26.08	74	52.39	37.57	18.41	60.45	100	0	P	V
													V
													V
Remark	1. No other spurious found. 2. All results are PASS against Peak and Average limit line.												

Band 1 5150~5250MHz

WIFI 802.11ac VHT80 (Band Edge @ 3m)

WIFI Ant. 1	Note	Frequency (MHz)	Level (dBμV/m)	Over Limit (dB)	Limit Line (dBμV/m)	Read Level (dBμV)	Antenna Factor (dB/m)	Path Loss (dB)	Preamp Factor (dB)	Ant Pos (cm)	Table Pos (deg)	Peak Avg. (P/A)	Pol. (H/V)
802.11ac VHT80 CH 42 5210MHz		5124.28	57.02	-16.98	74	49.29	31.73	9.03	33.03	100	318	P	H
		5146.38	52.08	-1.92	54	44.31	31.75	9.05	33.03	100	318	A	H
	*	5210	100.81	-	-	92.93	31.82	9.09	33.03	100	318	P	H
	*	5210	93.1	-	-	85.22	31.82	9.09	33.03	100	318	A	H
		5433.74	48.69	-25.31	74	40.42	32.03	9.26	33.02	100	318	P	H
		5436.08	42.01	-11.99	54	33.74	32.03	9.26	33.02	100	318	A	H
		5139.1	56.06	-17.94	74	48.31	31.73	9.05	33.03	100	301	P	V
		5114.92	49.62	-4.38	54	41.91	31.72	9.03	33.04	100	301	A	V
	*	5210	98	-	-	90.12	31.82	9.09	33.03	100	301	P	V
	*	5210	90.34	-	-	82.46	31.82	9.09	33.03	100	301	A	V
		5403.32	48.53	-25.47	74	40.33	32	9.22	33.02	100	301	P	V
		5352.62	41.96	-12.04	54	33.85	31.95	9.19	33.03	100	301	A	V
Remark	1. No other spurious found. 2. All results are PASS against Peak and Average limit line.												

Band 1 5150~5250MHz

WIFI 802.11ac VHT80 (Harmonic @ 3m)

WIFI Ant. 1	Note	Frequency (MHz)	Level (dBμV/m)	Over Limit (dB)	Limit Line (dBμV/m)	Read Level (dBμV)	Antenna Factor (dB/m)	Path Loss (dB)	Preamp Factor (dB)	Ant Pos (cm)	Table Pos (deg)	Peak Avg. (P/A)	Pol. (H/V)
802.11ac VHT80 CH 42 5210MHz		10420	45.73	-22.47	68.2	52.02	39.58	14.98	60.85	100	0	P	H
		15630	43.93	-30.07	74	48.32	37.71	18.39	60.49	100	0	P	H
													H
													H
		10420	46.27	-21.93	68.2	52.56	39.58	14.98	60.85	100	0	P	V
		15630	44.37	-29.63	74	48.76	37.71	18.39	60.49	100	0	P	V
													V
													V
Remark	1. No other spurious found. 2. All results are PASS against Peak and Average limit line.												

Band 2 - 5250~5350MHz

WIFI 802.11a (Band Edge @ 3m)

WIFI Ant.	Note	Frequency	Level	Over Limit	Limit Line	Read Level	Antenna Factor	Path Loss	Preamp Factor	Ant Pos	Table Pos	Peak Avg.	Pol.
1		(MHz)	(dBμV/m)	(dB)	(dBμV/m)	(dBμV)	(dB/m)	(dB)	(dB)	(cm)	(deg)	(P/A)	(H/V)
802.11a CH 52 5260MHz		5111.86	50.45	-23.55	74	42.74	31.72	9.03	33.04	100	322	P	H
		5145.86	43.46	-10.54	54	35.69	31.75	9.05	33.03	100	322	A	H
	*	5260	114.19	-	-	106.23	31.87	9.12	33.03	100	322	P	H
	*	5260	106.84	-	-	98.88	31.87	9.12	33.03	100	322	A	H
		5356.08	49.83	-24.17	74	41.72	31.95	9.19	33.03	100	322	P	H
		5353.68	42.95	-11.05	54	34.84	31.95	9.19	33.03	100	322	A	H
		5121.72	50.18	-23.82	74	42.46	31.72	9.03	33.03	102	296	P	V
		5144.5	43.12	-10.88	54	35.35	31.75	9.05	33.03	102	296	A	V
	*	5260	111.25	-	-	103.29	31.87	9.12	33.03	102	296	P	V
	*	5260	104.03	-	-	96.07	31.87	9.12	33.03	102	296	A	V
		5440.56	49.24	-24.76	74	40.97	32.03	9.26	33.02	102	296	P	V
		5355.6	41.81	-12.19	54	33.7	31.95	9.19	33.03	102	296	A	V
802.11a CH 60 5300MHz		5149.6	50.19	-23.81	74	42.42	31.75	9.05	33.03	100	319	P	H
		5074.12	42.95	-11.05	54	35.32	31.68	8.99	33.04	100	319	A	H
	*	5300	112.23	-	-	104.2	31.9	9.16	33.03	100	319	P	H
	*	5300	103.83	-	-	95.8	31.9	9.16	33.03	100	319	A	H
		5355.84	55.51	-18.49	74	47.4	31.95	9.19	33.03	100	319	P	H
		5351.28	47.12	-6.88	54	39.01	31.95	9.19	33.03	100	319	A	H
		5074.12	50.41	-23.59	74	42.78	31.68	8.99	33.04	100	297	P	V
		5074.46	42.71	-11.29	54	35.08	31.68	8.99	33.04	100	297	A	V
	*	5300	109.98	-	-	101.95	31.9	9.16	33.03	100	297	P	V
	*	5300	101.56	-	-	93.53	31.9	9.16	33.03	100	297	A	V
		5351.04	51.95	-22.05	74	43.84	31.95	9.19	33.03	100	297	P	V
		5350.56	45.34	-8.66	54	37.23	31.95	9.19	33.03	100	297	A	V

802.11a CH 64 5320MHz	*	5320	112.17	-	-	104.11	31.92	9.17	33.03	102	319	P	H
	*	5320	104.32	-	-	96.26	31.92	9.17	33.03	102	319	A	H
		5351.84	62.07	-11.93	74	53.96	31.95	9.19	33.03	102	319	P	H
		5351.04	51.94	-2.06	54	43.83	31.95	9.19	33.03	102	319	A	H
													H
													H
	*	5320	107.65	-	-	99.59	31.92	9.17	33.03	100	284	P	V
	*	5320	100.34	-	-	92.28	31.92	9.17	33.03	100	284	A	V
		5352.32	57.79	-16.21	74	49.68	31.95	9.19	33.03	100	284	P	V
		5351.68	48.9	-5.1	54	40.79	31.95	9.19	33.03	100	284	A	V
													V
													V
Remark	1. No other spurious found. 2. All results are PASS against Peak and Average limit line.												

Band 2 5250~5350MHz

WIFI 802.11a (Harmonic @ 3m)

WIFI Ant. 1	Note	Frequency (MHz)	Level (dBμV/m)	Over Limit (dB)	Limit Line (dBμV/m)	Read Level (dBμV)	Antenna Factor (dB/m)	Path Loss (dB)	Preamp Factor (dB)	Ant Pos (cm)	Table Pos (deg)	Peak Avg. (P/A)	Pol. (H/V)
802.11a CH 52 5260MHz		10520	44.74	-23.46	68.2	50.99	39.71	15.05	61.01	100	0	P	H
		15780	61.92	-12.08	74	66.51	37.33	18.46	60.38	235	360	P	H
		15780	50.87	-3.13	54	55.46	37.33	18.46	60.38	235	360	A	H
													H
		10520	45.32	-22.88	68.2	51.57	39.71	15.05	61.01	100	0	P	V
		15780	58.65	-15.35	74	63.24	37.33	18.46	60.38	100	334	P	V
		15780	47.93	-6.07	54	52.52	37.33	18.46	60.38	100	334	A	V
													V
802.11a CH 60 5300MHz		10600	44.01	-29.99	74	50.2	39.78	15.11	61.08	100	0	P	H
		15900	61.61	-12.39	74	66.37	36.99	18.53	60.28	240	357	P	H
		15900	50.01	-3.99	54	54.77	36.99	18.53	60.28	240	357	A	H
													H
		10600	44.69	-29.31	74	50.88	39.78	15.11	61.08	100	0	P	V
		15900	57.62	-16.38	74	62.38	36.99	18.53	60.28	100	331	P	V
		15900	46.27	-7.73	54	51.03	36.99	18.53	60.28	100	331	A	V
													V
802.11a CH 64 5320MHz		10640	45.05	-28.95	74	51.23	39.81	15.12	61.11	100	0	P	H
		15960	59.47	-14.53	74	64.34	36.8	18.56	60.23	242	360	P	H
		15960	47.66	-6.34	54	52.53	36.8	18.56	60.23	242	360	A	H
													H
		10640	44.19	-29.81	74	50.37	39.81	15.12	61.11	100	0	P	V
		15960	57.34	-16.66	74	62.21	36.8	18.56	60.23	100	360	P	V
		15960	44.83	-9.17	54	49.7	36.8	18.56	60.23	100	360	A	V
													V
Remark	1. No other spurious found. 2. All results are PASS against Peak and Average limit line.												

Band 2 5250~5350MHz

WIFI 802.11ac VHT20 (Band Edge @ 3m)

WIFI Ant. 1	Note	Frequency (MHz)	Level (dBμV/m)	Over Limit (dB)	Limit Line (dBμV/m)	Read Level (dBμV)	Antenna Factor (dB/m)	Path Loss (dB)	Preamp Factor (dB)	Ant Pos (cm)	Table Pos (deg)	Peak Avg. (P/A)	Pol. (H/V)
802.11ac VHT20 CH 52 5260MHz		5144.5	50.96	-23.04	74	43.19	31.75	9.05	33.03	101	317	P	H
		5146.54	43.24	-10.76	54	35.47	31.75	9.05	33.03	101	317	A	H
	*	5260	112.7	-	-	104.74	31.87	9.12	33.03	101	317	P	H
	*	5260	104.46	-	-	96.5	31.87	9.12	33.03	101	317	A	H
		5430.96	50.11	-23.89	74	41.84	32.03	9.26	33.02	101	317	P	H
		5368.08	42.3	-11.7	54	34.16	31.97	9.2	33.03	101	317	A	H
		5040.8	52.01	-21.99	74	44.43	31.65	8.97	33.04	100	296	P	V
		5123.42	42.36	-11.64	54	34.63	31.73	9.03	33.03	100	296	A	V
	*	5260	110.06	-	-	102.1	31.87	9.12	33.03	100	296	P	V
	*	5260	101.66	-	-	93.7	31.87	9.12	33.03	100	296	A	V
		5449.92	49.52	-24.48	74	41.2	32.05	9.29	33.02	100	296	P	V
		5375.76	41.05	-12.95	54	32.9	31.97	9.2	33.02	100	296	A	V
802.11ac VHT20 CH 60 5300MHz		5147.56	51.11	-22.89	74	43.34	31.75	9.05	33.03	102	321	P	H
		5071.06	43.2	-10.8	54	35.58	31.67	8.99	33.04	102	321	A	H
	*	5300	113.87	-	-	105.84	31.9	9.16	33.03	102	321	P	H
	*	5300	106.02	-	-	97.99	31.9	9.16	33.03	102	321	A	H
		5350.32	56.83	-17.17	74	48.72	31.95	9.19	33.03	102	321	P	H
		5350.08	49.73	-4.27	54	41.62	31.95	9.19	33.03	102	321	A	H
		5080.92	51.29	-22.71	74	43.66	31.68	8.99	33.04	105	297	P	V
		5071.74	43.18	-10.82	54	35.55	31.68	8.99	33.04	105	297	A	V
	*	5300	110.91	-	-	102.88	31.9	9.16	33.03	105	297	P	V
	*	5300	102.94	-	-	94.91	31.9	9.16	33.03	105	297	A	V
		5350.08	53.82	-20.18	74	45.71	31.95	9.19	33.03	105	297	P	V
		5350.08	47.48	-6.52	54	39.37	31.95	9.19	33.03	105	297	A	V

	*	5320	112.08	-	-	104.02	31.92	9.17	33.03	100	317	P	H
	*	5320	103.46	-	-	95.4	31.92	9.17	33.03	100	317	A	H
		5350.08	61.66	-12.34	74	53.55	31.95	9.19	33.03	100	317	P	H
		5350.08	52.79	-1.21	54	44.68	31.95	9.19	33.03	100	317	A	H
802.11ac													H
VHT20													H
CH 64	*	5320	108.05	-	-	99.99	31.92	9.17	33.03	100	272	P	V
5320MHz	*	5320	99.66	-	-	91.6	31.92	9.17	33.03	100	272	A	V
		5350.4	56.63	-17.37	74	48.52	31.95	9.19	33.03	100	272	P	V
		5350.24	49.16	-4.84	54	41.05	31.95	9.19	33.03	100	272	A	V
													V
													V
Remark	1. No other spurious found. 2. All results are PASS against Peak and Average limit line.												

Band 2 5250~5350MHz

WIFI 802.11ac VHT20 (Harmonic @ 3m)

WIFI Ant. 1	Note	Frequency (MHz)	Level (dBμV/m)	Over Limit (dB)	Limit Line (dBμV/m)	Read Level (dBμV)	Antenna Factor (dB/m)	Path Loss (dB)	Preamp Factor (dB)	Ant Pos (cm)	Table Pos (deg)	Peak Avg. (P/A)	Pol. (H/V)
802.11ac VHT20 CH 52 5260MHz		10520	46.25	-21.95	68.2	52.5	39.71	15.05	61.01	100	0	P	H
		15780	59.65	-14.35	74	64.24	37.33	18.46	60.38	240	360	P	H
		15780	50.07	-3.93	54	54.66	37.33	18.46	60.38	240	360	A	H
													H
		10520	46.82	-21.38	68.2	53.07	39.71	15.05	61.01	100	0	P	V
		15780	55.71	-18.29	74	60.3	37.33	18.46	60.38	100	332	P	V
		15780	46.35	-7.65	54	50.94	37.33	18.46	60.38	100	332	A	V
													V
802.11ac VHT20 CH 60 5300MHz		10600	43.51	-30.49	74	49.7	39.78	15.11	61.08	100	0	P	H
		15900	60.82	-13.18	74	65.58	36.99	18.53	60.28	239	360	P	H
		15900	50.74	-3.26	54	55.5	36.99	18.53	60.28	239	360	A	H
													H
		10600	43.69	-30.31	74	49.88	39.78	15.11	61.08	100	0	P	V
		15900	56.96	-17.04	74	61.72	36.99	18.53	60.28	100	360	P	V
		15900	47.45	-6.55	54	52.21	36.99	18.53	60.28	100	360	A	V
													V
802.11ac VHT20 CH 64 5320MHz		10640	45.31	-28.69	74	51.49	39.81	15.12	61.11	100	0	P	H
		15960	57.72	-16.28	74	62.58	36.8	18.57	60.23	242	360	P	H
		15960	47.66	-6.34	54	52.52	36.8	18.57	60.23	242	360	A	H
													H
		10640	44.91	-29.09	74	51.09	39.81	15.12	61.11	100	0	P	V
		15960	55.42	-18.58	74	60.29	36.8	18.56	60.23	100	360	P	V
		15960	44.79	-9.21	54	49.66	36.8	18.56	60.23	100	360	A	V
													V
Remark	1. No other spurious found. 2. All results are PASS against Peak and Average limit line.												

Band 2 5250~5350MHz

WIFI 802.11ac VHT40 (Band Edge @ 3m)

WIFI Ant. 1	Note	Frequency (MHz)	Level (dBμV/m)	Over Limit (dB)	Limit Line (dBμV/m)	Read Level (dBμV)	Antenna Factor (dB/m)	Path Loss (dB)	Preamp Factor (dB)	Ant Pos (cm)	Table Pos (deg)	Peak Avg. (P/A)	Pol. (H/V)
802.11ac VHT40 CH 54 5270MHz		5139.4	56.92	-17.08	74	49.17	31.73	9.05	33.03	100	316	P	H
		5141.1	50.66	-3.34	54	42.89	31.75	9.05	33.03	100	316	A	H
	*	5270	111.55	-	-	103.57	31.87	9.14	33.03	100	316	P	H
	*	5270	102.68	-	-	94.7	31.87	9.14	33.03	100	316	A	H
		5353.44	58.17	-15.83	74	50.06	31.95	9.19	33.03	100	316	P	H
		5350.08	51.82	-2.18	54	43.71	31.95	9.19	33.03	100	316	A	H
		5140.42	57.35	-16.65	74	49.58	31.75	9.05	33.03	100	296	P	V
		5147.22	48.31	-5.69	54	40.54	31.75	9.05	33.03	100	296	A	V
	*	5270	108.88	-	-	100.9	31.87	9.14	33.03	100	296	P	V
	*	5270	100.24	-	-	92.26	31.87	9.14	33.03	100	296	A	V
		5353.2	56.8	-17.2	74	48.69	31.95	9.19	33.03	100	296	P	V
		5350.08	49.21	-4.79	54	41.1	31.95	9.19	33.03	100	296	A	V
802.11ac VHT40 CH 62 5310MHz		5103.02	50.41	-23.59	74	42.74	31.7	9.01	33.04	100	318	P	H
		5129.2	41.94	-12.06	54	34.21	31.73	9.03	33.03	100	318	A	H
	*	5310	104.59	-	-	96.54	31.92	9.16	33.03	100	318	P	H
	*	5310	96.46	-	-	88.41	31.92	9.16	33.03	100	318	A	H
		5351.04	59.83	-14.17	74	51.72	31.95	9.19	33.03	100	318	P	H
		5350.32	52.16	-1.84	54	44.05	31.95	9.19	33.03	100	318	A	H
		5069.36	49.31	-24.69	74	41.69	31.67	8.99	33.04	100	299	P	V
		5132.6	41.6	-12.4	54	33.87	31.73	9.03	33.03	100	299	A	V
	*	5310	101.64	-	-	93.59	31.92	9.16	33.03	100	299	P	V
	*	5310	93.34	-	-	85.29	31.92	9.16	33.03	100	299	A	V
		5359.44	56.21	-17.79	74	48.1	31.95	9.19	33.03	100	299	P	V
		5350.56	49.38	-4.62	54	41.27	31.95	9.19	33.03	100	299	A	V
Remark	1. No other spurious found. 2. All results are PASS against Peak and Average limit line.												

Band 2 5250~5350MHz

WIFI 802.11ac VHT40 (Harmonic @ 3m)

WIFI Ant. 1	Note	Frequency (MHz)	Level (dBμV/m)	Over Limit (dB)	Limit Line (dBμV/m)	Read Level (dBμV)	Antenna Factor (dB/m)	Path Loss (dB)	Preamp Factor (dB)	Ant Pos (cm)	Table Pos (deg)	Peak Avg. (P/A)	Pol. (H/V)
802.11ac VHT40 CH 54 5270MHz		10540	45.78	-22.42	68.2	52.01	39.73	15.07	61.03	100	0	P	H
		15810	57.31	-16.69	74	61.94	37.23	18.49	60.35	100	354	P	H
		15810	47.8	-6.2	54	52.43	37.23	18.49	60.35	100	354	A	H
													H
		10540	46.31	-21.89	68.2	52.54	39.73	15.07	61.03	100	0	P	V
		15810	56.66	-17.34	74	61.29	37.23	18.49	60.35	100	328	P	V
		15810	47.31	-6.69	54	51.94	37.23	18.49	60.35	100	328	A	V
													V
802.11ac VHT40 CH 62 5310MHz		10620	44.92	-29.08	74	51.11	39.8	15.11	61.1	100	0	P	H
		15930	43.81	-30.19	74	48.63	36.89	18.55	60.26	100	0	P	H
													H
													H
		10620	44.32	-29.68	74	50.51	39.8	15.11	61.1	100	0	P	V
		15930	43.36	-30.64	74	48.18	36.89	18.55	60.26	100	0	P	V
													V
													V
Remark	1. No other spurious found. 2. All results are PASS against Peak and Average limit line.												

Band 2 5250~5350MHz

WIFI 802.11ac VHT80 (Band Edge @ 3m)

WIFI Ant. 1	Note	Frequency (MHz)	Level (dBμV/m)	Over Limit (dB)	Limit Line (dBμV/m)	Read Level (dBμV)	Antenna Factor (dB/m)	Path Loss (dB)	Preamp Factor (dB)	Ant Pos (cm)	Table Pos (deg)	Peak Avg. (P/A)	Pol. (H/V)
802.11ac VHT80 CH 58 5290MHz		5134.7	53.81	-20.19	74	46.06	31.73	9.05	33.03	100	321	P	H
		5145.2	48.61	-5.39	54	40.84	31.75	9.05	33.03	100	321	A	H
	*	5290	102.7	-	-	94.69	31.88	9.16	33.03	100	321	P	H
	*	5290	95.44	-	-	87.43	31.88	9.16	33.03	100	321	A	H
		5358.48	58.85	-15.15	74	50.74	31.95	9.19	33.03	100	321	P	H
		5352.96	52.4	-1.6	54	44.29	31.95	9.19	33.03	100	321	A	H
		5131.7	52.25	-21.75	74	44.52	31.73	9.03	33.03	100	303	P	V
		5138.3	47.61	-6.39	54	39.86	31.73	9.05	33.03	100	303	A	V
	*	5290	100.06	-	-	92.05	31.88	9.16	33.03	100	303	P	V
	*	5290	92.53	-	-	84.52	31.88	9.16	33.03	100	303	A	V
		5357.76	54.66	-19.34	74	46.55	31.95	9.19	33.03	100	303	P	V
		5353.2	48.11	-5.89	54	40	31.95	9.19	33.03	100	303	A	V
Remark	1. No other spurious found. 2. All results are PASS against Peak and Average limit line.												

Band 2 5250~5350MHz

WIFI 802.11ac VHT80 (Harmonic @ 3m)

WIFI Ant. 1	Note	Frequency (MHz)	Level (dBμV/m)	Over Limit (dB)	Limit Line (dBμV/m)	Read Level (dBμV)	Antenna Factor (dB/m)	Path Loss (dB)	Preamp Factor (dB)	Ant Pos (cm)	Table Pos (deg)	Peak Avg. (P/A)	Pol. (H/V)
802.11ac VHT80 CH 58 5290MHz		10580	45.44	-22.76	68.2	51.65	39.77	15.09	61.07	100	0	P	H
		15870	44.55	-29.45	74	49.3	37.04	18.51	60.3	100	0	P	H
													H
													H
		10580	45.84	-22.36	68.2	52.05	39.77	15.09	61.07	100	0	P	V
		15870	43.52	-30.48	74	48.27	37.04	18.51	60.3	100	0	P	V
													V
													V
Remark	1. No other spurious found. 2. All results are PASS against Peak and Average limit line.												

Band 3 - 5470~5725MHz

WIFI 802.11a (Band Edge @ 3m)

WIFI Ant.	Note	Frequency	Level	Over Limit	Limit Line	Read Level	Antenna Factor	Path Loss	Preamp Factor	Ant Pos	Table Pos	Peak Avg.	Pol.
1		(MHz)	(dBμV/m)	(dB)	(dBμV/m)	(dBμV)	(dB/m)	(dB)	(dB)	(cm)	(deg)	(P/A)	(H/V)
802.11a CH 100 5500MHz		5456.56	60.84	-13.16	74	52.52	32.05	9.29	33.02	100	318	P	H
		5469.68	61.94	-6.26	68.2	53.6	32.07	9.29	33.02	100	318	P	H
		5460	51.18	-2.82	54	42.86	32.05	9.29	33.02	100	318	A	H
	*	5500	112.3	-	-	103.85	32.1	9.37	33.02	100	318	P	H
	*	5500	105.14	-	-	96.69	32.1	9.37	33.02	100	318	A	H
													H
		5458.8	53.7	-20.3	74	45.38	32.05	9.29	33.02	100	296	P	V
		5466.64	59.18	-9.02	68.2	50.84	32.07	9.29	33.02	100	296	P	V
		5459.92	47.95	-6.05	54	39.63	32.05	9.29	33.02	100	296	A	V
	*	5500	108.54	-	-	100.09	32.1	9.37	33.02	100	296	P	V
	*	5500	101.19	-	-	92.74	32.1	9.37	33.02	100	296	A	V
													V
802.11a CH 116 5580MHz		5448.4	49.85	-24.15	74	41.53	32.05	9.29	33.02	100	317	P	H
		5469.28	49.2	-19	68.2	40.86	32.07	9.29	33.02	100	317	P	H
		5458.48	42.02	-11.98	54	33.7	32.05	9.29	33.02	100	317	A	H
	*	5580	115.15	-	-	106.52	32.22	9.48	33.07	100	317	P	H
	*	5580	106.83	-	-	98.2	32.22	9.48	33.07	100	317	A	H
		5743.58	49.83	-18.37	68.2	40.57	32.53	9.88	33.15	100	317	P	H
		5453.68	49.46	-24.54	74	41.14	32.05	9.29	33.02	100	302	P	V
		5467.6	47.31	-20.89	68.2	38.97	32.07	9.29	33.02	100	302	P	V
		5458	41.09	-12.91	54	32.77	32.05	9.29	33.02	100	302	A	V
	*	5580	112.07	-	-	103.44	32.22	9.48	33.07	100	302	P	V
	*	5580	103.83	-	-	95.2	32.22	9.48	33.07	100	302	A	V
		5759.645	50.31	-17.89	68.2	40.95	32.57	9.95	33.16	100	302	P	V

802.11a CH 140 5700MHz	*	5700	111.32	-	-	102.25	32.44	9.75	33.12	100	318	P	H
	*	5700	103.95	-	-	94.88	32.44	9.75	33.12	100	318	A	H
		5725.88	64.98	-3.22	68.2	55.8	32.5	9.81	33.13	100	318	P	H
													H
													H
													H
	*	5700	106.73	-	-	97.66	32.44	9.75	33.12	100	243	P	V
	*	5700	99.5	-	-	90.43	32.44	9.75	33.12	100	243	A	V
		5726.52	58.19	-10.01	68.2	49.01	32.5	9.81	33.13	100	243	P	V
													V
													V
													V
Remark	1. No other spurious found. 2. All results are PASS against Peak and Average limit line.												

Band 3 - 5470~5725MHz

WIFI 802.11a (Harmonic @ 3m)

WIFI Ant. 1	Note	Frequency (MHz)	Level (dBμV/m)	Over Limit (dB)	Limit Line (dBμV/m)	Read Level (dBμV)	Antenna Factor (dB/m)	Path Loss (dB)	Preamp Factor (dB)	Ant Pos (cm)	Table Pos (deg)	Peak Avg. (P/A)	Pol. (H/V)
802.11a CH 100 5500MHz		11000	46.86	-27.14	74	52.78	40.1	15.38	61.4	100	0	P	H
		16500	49.07	-19.13	68.2	51.03	38.5	19.04	59.5	100	0	P	H
													H
													H
		11000	47.02	-26.98	74	52.94	40.1	15.38	61.4	100	0	P	V
		16500	46.84	-21.36	68.2	48.8	38.5	19.04	59.5	100	0	P	V
													V
													V
802.11a CH 116 5580MHz		11160	47.52	-26.48	74	53.36	40.07	15.49	61.4	100	0	P	H
		16740	51.36	-16.84	68.2	51.95	39.08	19.25	58.92	100	0	P	H
													H
													H
		11160	47.67	-26.33	74	53.51	40.07	15.49	61.4	100	0	P	V
		16740	51.05	-17.15	68.2	51.64	39.08	19.25	58.92	100	0	P	V
													V
													V
802.11a CH 140 5700MHz		11400	46.59	-27.41	74	52.31	40.02	15.66	61.4	100	0	P	H
		17100	47.36	-20.84	68.2	45.73	40.06	19.53	57.96	100	0	P	H
													H
													H
		11400	47.81	-26.19	74	53.53	40.02	15.66	61.4	100	0	P	V
		17100	48.34	-19.86	68.2	46.71	40.06	19.53	57.96	100	0	P	V
													V
													V
Remark	1. No other spurious found. 2. All results are PASS against Peak and Average limit line.												

Band 3 - 5470~5725MHz

WIFI 802.11ac VHT20 (Band Edge @ 3m)

WIFI Ant. 1	Note	Frequency (MHz)	Level (dBμV/m)	Over Limit (dB)	Limit Line (dBμV/m)	Read Level (dBμV)	Antenna Factor (dB/m)	Path Loss (dB)	Preamp Factor (dB)	Ant Pos (cm)	Table Pos (deg)	Peak Avg. (P/A)	Pol. (H/V)
802.11ac VHT20 CH 100 5500MHz		5458.64	61.57	-12.43	74	53.25	32.05	9.29	33.02	100	313	P	H
		5466.48	66.48	-1.72	68.2	58.14	32.07	9.29	33.02	100	313	P	H
		5459.92	52.89	-1.11	54	44.57	32.05	9.29	33.02	100	313	P	H
	*	5500	113.75	-	-	105.3	32.1	9.37	33.02	100	313	P	H
	*	5500	105.11	-	-	96.66	32.1	9.37	33.02	100	313	A	H
													H
		5453.68	57.11	-16.89	74	48.79	32.05	9.29	33.02	102	301	P	V
		5465.68	61.02	-7.18	68.2	52.68	32.07	9.29	33.02	102	301	P	V
		5459.28	49.28	-4.72	54	40.96	32.05	9.29	33.02	102	301	A	V
	*	5500	110	-	-	101.55	32.1	9.37	33.02	102	301	P	V
	*	5500	101.65	-	-	93.2	32.1	9.37	33.02	102	301	A	V
													V
802.11ac VHT20 CH 116 5580MHz		5422.72	49.74	-24.26	74	41.48	32.02	9.26	33.02	100	315	P	H
		5461.12	50.46	-17.74	68.2	42.14	32.05	9.29	33.02	100	315	P	H
		5448.4	42.15	-11.85	54	33.83	32.05	9.29	33.02	100	315	A	H
	*	5580	115.23	-	-	106.6	32.22	9.48	33.07	100	315	P	H
	*	5580	106.86	-	-	98.23	32.22	9.48	33.07	100	315	A	H
		5738.54	49.91	-18.29	68.2	40.65	32.53	9.88	33.15	100	315	P	H
		5458.48	48.54	-25.46	74	40.22	32.05	9.29	33.02	100	303	P	V
		5460.88	49.45	-18.75	68.2	41.13	32.05	9.29	33.02	100	303	P	V
		5459.92	41.22	-12.78	54	32.9	32.05	9.29	33.02	100	303	A	V
	*	5580	112.23	-	-	103.6	32.22	9.48	33.07	100	303	P	V
	*	5580	103.43	-	-	94.8	32.22	9.48	33.07	100	303	A	V
		5731.295	50.59	-17.61	68.2	41.36	32.5	9.88	33.15	100	303	P	V

	*	5700	111.47	-	-	102.4	32.44	9.75	33.12	100	320	P	H
	*	5700	103.12	-	-	94.05	32.44	9.75	33.12	100	320	A	H
		5725.4	65.7	-2.5	68.2	56.52	32.5	9.81	33.13	100	320	P	H
													H
802.11ac													H
VHT20													H
CH 140	*	5700	108.57	-	-	99.5	32.44	9.75	33.12	103	300	P	V
5700MHz	*	5700	99.96	-	-	90.89	32.44	9.75	33.12	103	300	A	V
		5725.24	63.8	-4.4	68.2	54.62	32.5	9.81	33.13	103	300	P	V
													V
													V
													V
Remark	1. No other spurious found. 2. All results are PASS against Peak and Average limit line.												

Band 3 - 5470~5725MHz

WIFI 802.11ac VHT20 (Harmonic @ 3m)

WIFI Ant. 1	Note	Frequency (MHz)	Level (dBμV/m)	Over Limit (dB)	Limit Line (dBμV/m)	Read Level (dBμV)	Antenna Factor (dB/m)	Path Loss (dB)	Preamp Factor (dB)	Ant Pos (cm)	Table Pos (deg)	Peak Avg. (P/A)	Pol. (H/V)
802.11ac VHT20 CH 100 5500MHz		11000	47.13	-26.87	74	53.05	40.1	15.38	61.4	100	0	P	H
		16500	49.07	-19.13	68.2	51.03	38.5	19.04	59.5	100	0	P	H
													H
													H
		11000	46.51	-27.49	74	52.43	40.1	15.38	61.4	100	0	P	V
		16500	47.4	-20.8	68.2	49.36	38.5	19.04	59.5	100	0	P	V
													V
													V
802.11ac VHT20 CH 116 5580MHz		11160	47.69	-26.31	74	53.53	40.07	15.49	61.4	100	0	P	H
		16740	49.98	-18.22	68.2	50.57	39.08	19.25	58.92	100	0	P	H
													H
													H
		11160	47.25	-26.75	74	53.09	40.07	15.49	61.4	100	0	P	V
		16740	50.18	-18.02	68.2	50.77	39.08	19.25	58.92	100	0	P	V
													V
													V
802.11ac VHT20 CH 140 5700MHz		11400	46.59	-27.41	74	52.31	40.02	15.66	61.4	100	0	P	H
		17100	48.57	-19.63	68.2	46.94	40.06	19.53	57.96	100	0	P	H
													H
													H
		11400	46.51	-27.49	74	52.23	40.02	15.66	61.4	100	0	P	V
		17100	47.92	-20.28	68.2	46.29	40.06	19.53	57.96	100	0	P	V
													V
													V
Remark	1. No other spurious found. 2. All results are PASS against Peak and Average limit line.												

Band 3 - 5470~5725MHz

WIFI 802.11ac VHT40 (Band Edge @ 3m)

WIFI Ant. 1	Note	Frequency (MHz)	Level (dBμV/m)	Over Limit (dB)	Limit Line (dBμV/m)	Read Level (dBμV)	Antenna Factor (dB/m)	Path Loss (dB)	Preamp Factor (dB)	Ant Pos (cm)	Table Pos (deg)	Peak Avg. (P/A)	Pol. (H/V)
802.11ac VHT40 CH 102 5510MHz		5458.72	59.87	-14.13	74	51.55	32.05	9.29	33.02	100	320	P	H
		5461.6	65.62	-2.58	68.2	57.3	32.05	9.29	33.02	100	320	P	H
		5459.92	52.1	-1.9	54	43.78	32.05	9.29	33.02	100	320	A	H
	*	5510	106.92	-	-	98.48	32.1	9.37	33.03	100	320	P	H
	*	5510	98.95	-	-	90.51	32.1	9.37	33.03	100	320	A	H
		5746.415	50.92	-17.28	68.2	41.66	32.53	9.88	33.15	100	320	P	H
		5458.96	56.73	-17.27	74	48.41	32.05	9.29	33.02	100	302	P	V
		5469.28	60.21	-7.99	68.2	51.87	32.07	9.29	33.02	100	302	P	V
		5452.48	49.05	-4.95	54	40.73	32.05	9.29	33.02	100	302	A	V
	*	5510	102.98	-	-	94.54	32.1	9.37	33.03	100	302	P	V
	*	5510	94.96	-	-	86.52	32.1	9.37	33.03	100	302	A	V
		5757.755	49.85	-18.35	68.2	40.49	32.57	9.95	33.16	100	302	P	V
802.11ac VHT40 CH 110 5550MHz		5459.44	58.49	-15.51	74	50.17	32.05	9.29	33.02	103	320	P	H
		5466.16	60.5	-7.7	68.2	52.16	32.07	9.29	33.02	103	320	P	H
		5459.92	52.6	-1.4	54	44.28	32.05	9.29	33.02	103	320	A	H
	*	5550	111.69	-	-	103.11	32.19	9.44	33.05	103	320	P	H
	*	5550	103.1	-	-	94.52	32.19	9.44	33.05	103	320	A	H
		5732.555	49.91	-18.29	68.2	40.68	32.5	9.88	33.15	103	320	P	H
		5452.48	55.36	-18.64	74	47.04	32.05	9.29	33.02	100	302	P	V
		5465.92	57.3	-10.9	68.2	48.96	32.07	9.29	33.02	100	302	P	V
		5459.92	48.88	-5.12	54	40.56	32.05	9.29	33.02	100	302	A	V
	*	5550	107.2	-	-	98.62	32.19	9.44	33.05	100	302	P	V
	*	5550	99.15	-	-	90.57	32.19	9.44	33.05	100	302	A	V
		5759.645	49.18	-19.02	68.2	39.82	32.57	9.95	33.16	100	302	P	V

802.11ac VHT40 CH 134 5670MHz		5453.6	50.19	-23.81	74	41.87	32.05	9.29	33.02	100	321	P	H
		5464.8	48.15	-20.05	68.2	39.81	32.07	9.29	33.02	100	321	P	H
		5429.1	41.48	-12.52	54	33.21	32.03	9.26	33.02	100	321	A	H
	*	5670	110.94	-	-	101.96	32.41	9.68	33.11	100	321	P	H
	*	5670	102.52	-	-	93.54	32.41	9.68	33.11	100	321	A	H
		5727.55	66.23	-1.97	68.2	57.05	32.5	9.81	33.13	100	321	P	H
		5434.7	49.62	-24.38	74	41.35	32.03	9.26	33.02	102	300	P	V
		5466.55	49.44	-18.76	68.2	41.1	32.07	9.29	33.02	102	300	P	V
		5458.85	40.98	-13.02	54	32.66	32.05	9.29	33.02	102	300	A	V
	*	5670	106.82	-	-	97.84	32.41	9.68	33.11	102	300	P	V
	*	5670	98.65	-	-	89.67	32.41	9.68	33.11	102	300	A	V
		5725	59.21	-8.99	68.2	50.03	32.5	9.81	33.13	102	300	P	V
Remark	1. No other spurious found. 2. All results are PASS against Peak and Average limit line.												

Band 3 - 5470~5725MHz

WIFI 802.11ac VHT40 (Harmonic @ 3m)

WIFI Ant. 1	Note	Frequency (MHz)	Level (dBμV/m)	Over Limit (dB)	Limit Line (dBμV/m)	Read Level (dBμV)	Antenna Factor (dB/m)	Path Loss (dB)	Preamp Factor (dB)	Ant Pos (cm)	Table Pos (deg)	Peak Avg. (P/A)	Pol. (H/V)
802.11ac VHT40 CH 102 5510MHz		11020	47.58	-26.42	74	53.48	40.1	15.4	61.4	100	0	P	H
		16530	46.53	-21.67	68.2	48.31	38.58	19.06	59.42	100	0	P	H
													H
													H
		11020	46.79	-27.21	74	52.69	40.1	15.4	61.4	100	0	P	V
		16530	44.82	-23.38	68.2	46.6	38.58	19.06	59.42	100	0	P	V
													V
													V
802.11ac VHT40 CH 110 5550MHz		11100	46.47	-27.53	74	52.34	40.08	15.45	61.4	100	0	P	H
		16650	47.64	-20.56	68.2	48.73	38.87	19.17	59.13	100	0	P	H
													H
													H
		11100	46.43	-27.57	74	52.3	40.08	15.45	61.4	100	0	P	V
		16650	46.2	-22	68.2	47.29	38.87	19.17	59.13	100	0	P	V
													V
													V
802.11ac VHT40 CH 134 5670MHz		11340	46.3	-27.7	74	52.05	40.03	15.62	61.4	100	0	P	H
		17010	46.55	-21.65	68.2	45.55	39.76	19.48	58.24	100	0	P	H
													H
													H
		11340	46.83	-27.17	74	52.58	40.03	15.62	61.4	100	0	P	V
		17010	47.35	-20.85	68.2	46.35	39.76	19.48	58.24	100	0	P	V
													V
													V
Remark	1. No other spurious found. 2. All results are PASS against Peak and Average limit line.												

Band 3 5470~5725MHz

WIFI 802.11ac VHT80 (Band Edge @ 3m)

WIFI Ant. 1	Note	Frequency (MHz)	Level (dBμV/m)	Over Limit (dB)	Limit Line (dBμV/m)	Read Level (dBμV)	Antenna Factor (dB/m)	Path Loss (dB)	Preamp Factor (dB)	Ant Pos (cm)	Table Pos (deg)	Peak Avg. (P/A)	Pol. (H/V)
802.11ac VHT80 CH 106 5530MHz		5437.6	57.9	-16.1	74	49.63	32.03	9.26	33.02	100	319	P	H
		5463.76	59.19	-9.01	68.2	50.85	32.07	9.29	33.02	100	319	P	H
		5442.64	52.42	-1.58	54	44.15	32.03	9.26	33.02	100	319	A	H
	*	5530	101.24	-	-	92.75	32.13	9.41	33.05	100	319	P	H
	*	5530	93.54	-	-	85.05	32.13	9.41	33.05	100	319	A	H
		5745.47	49.27	-18.93	68.2	40.01	32.53	9.88	33.15	100	319	P	H
		5457.04	54.42	-19.58	74	46.1	32.05	9.29	33.02	103	304	P	V
		5465.68	54.51	-13.69	68.2	46.17	32.07	9.29	33.02	103	304	P	V
		5438.56	48.45	-5.55	54	40.18	32.03	9.26	33.02	103	304	A	V
	*	5530	97.95	-	-	89.46	32.13	9.41	33.05	103	304	P	V
	*	5530	90.25	-	-	81.76	32.13	9.41	33.05	103	304	A	V
		5738.225	48.97	-19.23	68.2	39.71	32.53	9.88	33.15	103	304	P	V
802.11ac VHT80 CH 122 5610MHz		5455	58.93	-15.07	74	50.61	32.05	9.29	33.02	111	321	P	H
		5469	57.51	-10.69	68.2	49.17	32.07	9.29	33.02	111	321	P	H
		5459.9	52.18	-1.82	54	43.86	32.05	9.29	33.02	111	321	A	H
	*	5610	107.15	-	-	98.39	32.29	9.55	33.08	111	321	P	H
	*	5610	99.86	-	-	91.1	32.29	9.55	33.08	111	321	A	H
		5725.45	57.14	-11.06	68.2	47.96	32.5	9.81	33.13	111	321	P	H
		5454.65	53.74	-20.26	74	45.42	32.05	9.29	33.02	100	304	P	V
		5465.15	54.41	-13.79	68.2	46.07	32.07	9.29	33.02	100	304	P	V
		5459.9	48.75	-5.25	54	40.43	32.05	9.29	33.02	100	304	A	V
	*	5610	103.11	-	-	94.35	32.29	9.55	33.08	100	304	P	V
	*	5610	95.69	-	-	86.93	32.29	9.55	33.08	100	304	A	V
		5727.725	53.44	-14.76	68.2	44.26	32.5	9.81	33.13	100	304	P	V
Remark	1. No other spurious found. 2. All results are PASS against Peak and Average limit line.												

Band 3 5470~5725MHz

WIFI 802.11ac VHT80 (Harmonic @ 3m)

WIFI Ant. 1	Note	Frequency (MHz)	Level (dBμV/m)	Over Limit (dB)	Limit Line (dBμV/m)	Read Level (dBμV)	Antenna Factor (dB/m)	Path Loss (dB)	Preamp Factor (dB)	Ant Pos (cm)	Table Pos (deg)	Peak Avg. (P/A)	Pol. (H/V)
802.11ac VHT80 CH 106 5530MHz		11060	46.77	-27.23	74	52.66	40.09	15.42	61.4	100	0	P	H
		16590	47.02	-21.18	68.2	48.49	38.71	19.11	59.29	100	0	P	H
													H
													H
		11060	46.23	-27.77	74	52.12	40.09	15.42	61.4	100	0	P	V
		16590	46.41	-21.79	68.2	47.88	38.71	19.11	59.29	100	0	P	V
													V
													V
802.11ac VHT80 CH 122 5610MHz		11220	46.54	-27.46	74	52.34	40.06	15.54	61.4	100	0	P	H
		16830	46.24	-21.96	68.2	46.33	39.29	19.33	58.71	100	0	P	H
													H
													H
		11220	46.13	-27.87	74	51.93	40.06	15.54	61.4	100	0	P	V
		16830	46.7	-21.5	68.2	46.79	39.29	19.33	58.71	100	0	P	V
													V
													V
Remark	1. No other spurious found. 2. All results are PASS against Peak and Average limit line.												

Band 3 - Straddle Channel

WIFI 802.11a (Band Edge @ 3m)

WIFI Ant. 1	Note	Frequency (MHz)	Level (dBμV/m)	Over Limit (dB)	Limit Line (dBμV/m)	Read Level (dBμV)	Antenna Factor (dB/m)	Path Loss (dB)	Preamp Factor (dB)	Ant Pos (cm)	Table Pos (deg)	Peak Avg. (P/A)	Pol. (H/V)
802.11a CH 144 5720MHz		5432.29	48.93	-25.07	74	40.66	32.03	9.26	33.02	115	319	P	H
		5467.78	48.81	-19.39	68.2	40.47	32.07	9.29	33.02	115	319	P	H
		5458.81	41.07	-12.93	54	32.75	32.05	9.29	33.02	115	319	A	H
	*	5720	113.8	-	-	104.62	32.5	9.81	33.13	115	319	P	H
	*	5720	105.3	-	-	96.12	32.5	9.81	33.13	115	319	A	H
		5886	50.48	-17.72	68.2	40.9	32.78	10.02	33.22	115	319	P	H
		5412.4	49.53	-24.47	74	41.31	32.02	9.22	33.02	100	302	P	V
		5469.73	49.1	-19.1	68.2	40.76	32.07	9.29	33.02	100	302	P	V
		5457.25	40.75	-13.25	54	32.43	32.05	9.29	33.02	100	302	A	V
	*	5720	109.46	-	-	100.28	32.5	9.81	33.13	100	302	P	V
	*	5720	102.12	-	-	92.94	32.5	9.81	33.13	100	302	A	V
		5855.75	50.6	-17.6	68.2	41.02	32.75	10.02	33.19	100	302	P	V
Remark	1. No other spurious found. 2. All results are PASS against Peak and Average limit line.												

Band 3 - Straddle Channel

WIFI 802.11a (Harmonic @ 3m)

WIFI Ant. 1	Note	Frequency (MHz)	Level (dBμV/m)	Over Limit (dB)	Limit Line (dBμV/m)	Read Level (dBμV)	Antenna Factor (dB/m)	Path Loss (dB)	Preamp Factor (dB)	Ant Pos (cm)	Table Pos (deg)	Peak Avg. (P/A)	Pol. (H/V)
802.11a CH 144 5720MHz		11440	45.73	-28.27	74	51.44	40.01	15.68	61.4	100	0	P	H
		17160	47.24	-20.96	68.2	45.11	40.3	19.56	57.73	100	0	P	H
													H
													H
		11440	46.08	-27.92	74	51.79	40.01	15.68	61.4	100	0	P	V
		17160	47.03	-21.17	68.2	44.9	40.3	19.56	57.73	100	0	P	V
													V
													V
Remark	1. No other spurious found. 2. All results are PASS against Peak and Average limit line.												

Band 3 - Straddle Channel

WIFI 802.11ac VHT20 (Band Edge @ 3m)

WIFI Ant. 1	Note	Frequency (MHz)	Level (dBµV/m)	Over Limit (dB)	Limit Line (dBµV/m)	Read Level (dBµV)	Antenna Factor (dB/m)	Path Loss (dB)	Preamp Factor (dB)	Ant Pos (cm)	Table Pos (deg)	Peak Avg. (P/A)	Pol. (H/V)
802.11ac VHT20 CH 144 5720MHz		5422.93	48.96	-25.04	74	40.7	32.02	9.26	33.02	100	300	P	H
		5463.49	48.47	-19.73	68.2	40.13	32.07	9.29	33.02	100	300	P	H
		5451.4	41.33	-12.67	54	33.01	32.05	9.29	33.02	100	300	A	H
	*	5720	113.88	-	-	104.7	32.5	9.81	33.13	100	300	P	H
	*	5720	105.28	-	-	96.1	32.5	9.81	33.13	100	300	A	H
		5852	50.35	-17.85	68.2	40.8	32.72	10.02	33.19	100	300	P	H
		5367.94	49.11	-24.89	74	40.97	31.97	9.2	33.03	100	301	P	V
		5465.83	49.63	-18.57	68.2	41.29	32.07	9.29	33.02	100	301	P	V
		5454.91	41.03	-12.97	54	32.71	32.05	9.29	33.02	100	301	A	V
	*	5720	110.58	-	-	101.4	32.5	9.81	33.13	100	301	P	V
	*	5720	101.48	-	-	92.3	32.5	9.81	33.13	100	301	A	V
		5861.75	50.9	-17.3	68.2	41.34	32.75	10.02	33.21	100	301	P	V
Remark	1. No other spurious found. 2. All results are PASS against Peak and Average limit line.												

Band 3 - Straddle Channel

WIFI 802.11ac VHT20 (Harmonic @ 3m)

WIFI Ant. 1	Note	Frequency (MHz)	Level (dBμV/m)	Over Limit (dB)	Limit Line (dBμV/m)	Read Level (dBμV)	Antenna Factor (dB/m)	Path Loss (dB)	Preamp Factor (dB)	Ant Pos (cm)	Table Pos (deg)	Peak Avg. (P/A)	Pol. (H/V)
802.11ac VHT20 CH 144 5720MHz		11440	46.84	-27.16	74	52.55	40.01	15.68	61.4	100	0	P	H
		17160	48.89	-19.31	68.2	46.76	40.3	19.56	57.73	100	0	P	H
													H
													H
		11440	46.43	-27.57	74	52.14	40.01	15.68	61.4	100	0	P	V
		17160	47.97	-20.23	68.2	45.84	40.3	19.56	57.73	100	0	P	V
													V
													V
Remark	1. No other spurious found. 2. All results are PASS against Peak and Average limit line.												

Band 3 - Straddle Channel

WIFI 802.11ac VHT40 (Band Edge @ 3m)

WIFI Ant. 1	Note	Frequency (MHz)	Level (dBμV/m)	Over Limit (dB)	Limit Line (dBμV/m)	Read Level (dBμV)	Antenna Factor (dB/m)	Path Loss (dB)	Preamp Factor (dB)	Ant Pos (cm)	Table Pos (deg)	Peak Avg. (P/A)	Pol. (H/V)
802.11ac VHT40 CH 142 5710MHz		5458.81	49.7	-24.3	74	41.38	32.05	9.29	33.02	103	323	P	H
		5468.17	48.61	-19.59	68.2	40.27	32.07	9.29	33.02	103	323	P	H
		5458.03	41.45	-12.55	54	33.13	32.05	9.29	33.02	103	323	A	H
	*	5710	111.35	-	-	102.2	32.47	9.81	33.13	103	323	P	H
	*	5710	102.97	-	-	93.82	32.47	9.81	33.13	103	323	A	H
		5862.25	51.85	-16.35	68.2	42.29	32.75	10.02	33.21	103	323	P	H
		5432.29	49.64	-24.36	74	41.37	32.03	9.26	33.02	100	301	P	V
		5461.93	49.1	-19.1	68.2	40.78	32.05	9.29	33.02	100	301	P	V
		5455.3	40.93	-13.07	54	32.61	32.05	9.29	33.02	100	301	A	V
	*	5710	107.35	-	-	98.2	32.47	9.81	33.13	100	301	P	V
	*	5710	99.3	-	-	90.15	32.47	9.81	33.13	100	301	A	V
		5916.75	49.98	-18.22	68.2	40.35	32.84	10.02	33.23	100	301	P	V
Remark	1. No other spurious found. 2. All results are PASS against Peak and Average limit line.												

Band 3 - Straddle Channel

WIFI 802.11ac VHT40 (Harmonic @ 3m)

WIFI Ant. 1	Note	Frequency (MHz)	Level (dBμV/m)	Over Limit (dB)	Limit Line (dBμV/m)	Read Level (dBμV)	Antenna Factor (dB/m)	Path Loss (dB)	Preamp Factor (dB)	Ant Pos (cm)	Table Pos (deg)	Peak Avg. (P/A)	Pol. (H/V)
802.11ac VHT40 CH 142 5710MHz		11420	46.61	-27.39	74	52.32	40.02	15.67	61.4	100	0	P	H
		17130	47.53	-20.67	68.2	45.65	40.18	19.55	57.85	100	0	P	H
													H
													H
		11420	46.45	-27.55	74	52.16	40.02	15.67	61.4	100	0	P	V
		17130	47.73	-20.47	68.2	45.85	40.18	19.55	57.85	100	0	P	V
													V
													V
Remark	1. No other spurious found. 2. All results are PASS against Peak and Average limit line.												

Band 3 - Straddle Channel

WIFI 802.11ac VHT80 (Band Edge @ 3m)

WIFI Ant. 1	Note	Frequency (MHz)	Level (dBµV/m)	Over Limit (dB)	Limit Line (dBµV/m)	Read Level (dBµV)	Antenna Factor (dB/m)	Path Loss (dB)	Preamp Factor (dB)	Ant Pos (cm)	Table Pos (deg)	Peak Avg. (P/A)	Pol. (H/V)
802.11ac VHT80 CH 138 5690MHz		5456.08	56.87	-17.13	74	48.55	32.05	9.29	33.02	106	324	P	H
		5469.34	58	-10.2	68.2	49.66	32.07	9.29	33.02	106	324	P	H
		5459.98	51.44	-2.56	54	43.12	32.05	9.29	33.02	106	324	A	H
	*	5690	108.67	-	-	99.6	32.44	9.75	33.12	106	324	P	H
	*	5690	101.5	-	-	92.43	32.44	9.75	33.12	106	324	A	H
		5850.1	56.57	-11.63	68.2	47.02	32.72	10.02	33.19	106	324	P	H
		5453.74	54.15	-19.85	74	45.83	32.05	9.29	33.02	100	301	P	V
		5468.17	53.96	-14.24	68.2	45.62	32.07	9.29	33.02	100	301	P	V
		5452.57	48.92	-5.08	54	40.6	32.05	9.29	33.02	100	301	A	V
	*	5690	104.65	-	-	95.58	32.44	9.75	33.12	100	301	P	V
	*	5690	97.69	-	-	88.62	32.44	9.75	33.12	100	301	A	V
		5898.4	51.72	-16.48	68.2	42.11	32.81	10.02	33.22	100	301	P	V
Remark	1. No other spurious found. 2. All results are PASS against Peak and Average limit line.												

Band 3 - Straddle Channel

WIFI 802.11ac VHT80 (Harmonic @ 3m)

WIFI Ant. 1	Note	Frequency (MHz)	Level (dBμV/m)	Over Limit (dB)	Limit Line (dBμV/m)	Read Level (dBμV)	Antenna Factor (dB/m)	Path Loss (dB)	Preamp Factor (dB)	Ant Pos (cm)	Table Pos (deg)	Peak Avg. (P/A)	Pol. (H/V)
802.11ac VHT80 CH 138 5690MHz		11380	47.06	-26.94	74	52.79	40.02	15.65	61.4	100	0	P	H
		17070	47.41	-20.79	68.2	46.02	39.94	19.52	58.07	100	0	P	H
													H
													H
		11380	46.15	-27.85	74	51.88	40.02	15.65	61.4	100	0	P	V
		17070	47.37	-20.83	68.2	45.98	39.94	19.52	58.07	100	0	P	V
													V
													V
Remark	1. No other spurious found. 2. All results are PASS against Peak and Average limit line.												

Emission below 1GHz

WIFI 802.11ac VHT20 (LF @ 3m)

WIFI Ant. 1	Note	Frequency (MHz)	Level (dBμV/m)	Over Limit (dB)	Limit Line (dBμV/m)	Read Level (dBμV)	Antenna Factor (dB/m)	Path Loss (dB)	Preamp Factor (dB)	Ant Pos (cm)	Table Pos (deg)	Peak Avg. (P/A)	Pol. (H/V)
802.11ac VHT20 LF		64.56	26.89	-13.11	40	46.61	11.74	1.03	32.49	-	-	P	H
		123.42	31.67	-11.83	43.5	45.32	17.26	1.55	32.46	100	0	P	H
		162.03	28.48	-15.02	43.5	43.11	16.08	1.71	32.42	-	-	P	H
		523.3	24.62	-21.38	46	30.22	23.82	2.98	32.4	-	-	P	H
		790.7	29.55	-16.45	46	30.05	28.07	3.64	32.21	-	-	P	H
		941.2	32.39	-13.61	46	29.58	30.1	3.99	31.28	-	-	P	H
													H
													H
													H
													H
													H
													H
		36.48	36.85	-3.15	40	47.73	20.79	0.82	32.49	100	0	P	V
		44.04	34.21	-5.79	40	48.6	17.08	1.02	32.49	-	-	P	V
		64.56	32.06	-7.94	40	51.78	11.74	1.03	32.49	-	-	P	V
		461.7	23.53	-22.47	46	29.9	23.18	2.81	32.36	-	-	P	V
		697.6	28.05	-17.95	46	30.65	26.39	3.48	32.47	-	-	P	V
		885.9	32.03	-13.97	46	30.8	29.07	3.89	31.73	-	-	P	V
													V
													V
													V
													V
													V
													V
Remark	1. No other spurious found. 2. All results are PASS against limit line.												

Band 1 - 5150~5250MHz

WIFI 802.11a (Band Edge @ 3m)

WIFI Ant. 2	Note	Frequency (MHz)	Level (dBμV/m)	Over Limit (dB)	Limit Line (dBμV/m)	Read Level (dBμV)	Antenna Factor (dB/m)	Path Loss (dB)	Preamp Factor (dB)	Ant Pos (cm)	Table Pos (deg)	Peak Avg. (P/A)	Pol. (H/V)
802.11a CH 36 5180MHz		5148.2	58.47	-15.53	74	50.7	31.75	9.05	33.03	231	295	P	H
		5147.94	49.86	-4.14	54	42.09	31.75	9.05	33.03	231	295	A	H
	*	5180	109.52	-	-	101.7	31.78	9.07	33.03	231	295	P	H
	*	5180	101.12	-	-	93.3	31.78	9.07	33.03	231	295	A	H
													H
													H
		5143.78	56.46	-17.54	74	48.69	31.75	9.05	33.03	235	257	P	V
		5150	48.2	-5.8	54	40.43	31.75	9.05	33.03	235	257	A	V
	*	5180	107.52	-	-	99.7	31.78	9.07	33.03	235	257	P	V
	*	5180	99.42	-	-	91.6	31.78	9.07	33.03	235	257	A	V
													V
													V

Band 1 5150~5250MHz

WIFI 802.11a (Harmonic @ 3m)

WIFI Ant. 2	Note	Frequency (MHz)	Level (dBμV/m)	Over Limit (dB)	Limit Line (dBμV/m)	Read Level (dBμV)	Antenna Factor (dB/m)	Path Loss (dB)	Preamp Factor (dB)	Ant Pos (cm)	Table Pos (deg)	Peak Avg. (P/A)	Pol. (H/V)
802.11a CH 36 5180MHz		10360	45.25	-22.95	68.2	51.56	39.51	14.94	60.76	100	0	P	H
		15540	45.79	-28.21	74	50.02	38	18.34	60.57	100	0	P	H
													H
													H
		10360	45.64	-22.56	68.2	51.95	39.51	14.94	60.76	100	0	P	V
		15540	45.47	-28.53	74	49.7	38	18.34	60.57	100	0	P	V
													V
													V
Remark	1. No other spurious found. 2. All results are PASS against Peak and Average limit line.												

Band 1 5150~5250MHz

WIFI 802.11ac VHT40 (Band Edge @ 3m)

WIFI Ant. 2	Note	Frequency (MHz)	Level (dBμV/m)	Over Limit (dB)	Limit Line (dBμV/m)	Read Level (dBμV)	Antenna Factor (dB/m)	Path Loss (dB)	Preamp Factor (dB)	Ant Pos (cm)	Table Pos (deg)	Peak Avg. (P/A)	Pol. (H/V)
802.11ac VHT40 CH 38 5190MHz		5147.42	57.54	-16.46	74	49.77	31.75	9.05	33.03	222	298	P	H
		5150	50.83	-3.17	54	43.06	31.75	9.05	33.03	222	298	A	H
	*	5190	102.91	-	-	95.07	31.78	9.09	33.03	222	298	P	H
	*	5190	95.49	-	-	87.65	31.78	9.09	33.03	222	298	A	H
		5405.12	48.4	-25.6	74	40.2	32	9.22	33.02	222	298	P	H
		5402.32	40.77	-13.23	54	32.57	32	9.22	33.02	222	298	A	H
		5150	57.9	-16.1	74	50.13	31.75	9.05	33.03	239	265	P	V
		5148.2	49.08	-4.92	54	41.31	31.75	9.05	33.03	239	265	A	V
	*	5190	102.11	-	-	94.27	31.78	9.09	33.03	239	265	P	V
	*	5190	94.67	-	-	86.83	31.78	9.09	33.03	239	265	A	V
		5449.92	48.68	-25.32	74	40.36	32.05	9.29	33.02	239	265	P	V
		5440.4	40.59	-13.41	54	32.32	32.03	9.26	33.02	239	265	A	V
Remark	1. No other spurious found. 2. All results are PASS against Peak and Average limit line.												

Band 1 5150~5250MHz

WIFI 802.11ac VHT40 (Harmonic @ 3m)

WIFI Ant. 2	Note	Frequency (MHz)	Level (dBμV/m)	Over Limit (dB)	Limit Line (dBμV/m)	Read Level (dBμV)	Antenna Factor (dB/m)	Path Loss (dB)	Preamp Factor (dB)	Ant Pos (cm)	Table Pos (deg)	Peak Avg. (P/A)	Pol. (H/V)
802.11ac VHT40 CH 38 5190MHz		10380	45.47	-22.73	68.2	51.77	39.54	14.95	60.79	100	0	P	H
		15570	44.37	-29.63	74	48.64	37.91	18.36	60.54	100	0	P	H
													H
													H
		10380	45.21	-22.99	68.2	51.51	39.54	14.95	60.79	100	0	P	V
		15570	44.86	-29.14	74	49.13	37.91	18.36	60.54	100	0	P	V
													V
													V
Remark	1. No other spurious found. 2. All results are PASS against Peak and Average limit line.												

Band 3 - 5470~5725MHz

WIFI 802.11ac VHT20 (Band Edge @ 3m)

WIFI	Note	Frequency	Level	Over	Limit	Read	Antenna	Path	Preamp	Ant	Table	Peak	Pol.
Ant.				Limit	Line	Level	Factor	Loss	Factor	Pos	Pos	Avg.	
2		(MHz)	(dBμV/m)	(dB)	(dBμV/m)	(dBμV)	(dB/m)	(dB)	(dB)	(cm)	(deg)	(P/A)	(H/V)
		5456.56	58.54	-15.46	74	50.22	32.05	9.29	33.02	100	43	P	H
		5469.68	66.53	-1.67	68.2	58.19	32.07	9.29	33.02	100	43	P	H
		5460	51.35	-2.65	54	43.03	32.05	9.29	33.02	100	43	A	H
	*	5500	110.45	42.25	68.2	102	32.1	9.37	33.02	100	43	P	H
802.11ac	*	5500	103.59	49.59	54	95.14	32.1	9.37	33.02	100	43	A	H
VHT20													H
CH 100		5459.12	60.57	-13.43	74	52.25	32.05	9.29	33.02	280	267	P	V
5500MHz		5467.6	66.05	-2.15	68.2	57.71	32.07	9.29	33.02	280	267	P	V
		5460	52.04	-1.96	54	43.72	32.05	9.29	33.02	280	267	A	V
	*	5500	109.79	-	-	101.34	32.1	9.37	33.02	280	267	P	V
	*	5500	102.47	-	-	94.02	32.1	9.37	33.02	280	267	A	V
													V

Band 3 - 5470~5725MHz

WIFI 802.11ac VHT20 (Harmonic @ 3m)

WIFI Ant. 2	Note	Frequency (MHz)	Level (dBμV/m)	Over Limit (dB)	Limit Line (dBμV/m)	Read Level (dBμV)	Antenna Factor (dB/m)	Path Loss (dB)	Preamp Factor (dB)	Ant Pos (cm)	Table Pos (deg)	Peak Avg. (P/A)	Pol. (H/V)
802.11ac VHT20 CH 100 5500MHz		11000	46.99	-27.01	74	52.91	40.1	15.38	61.4	100	0	P	H
		16500	46.65	-21.55	68.2	48.61	38.5	19.04	59.5	100	0	P	H
													H
													H
		11000	46.63	-27.37	74	52.55	40.1	15.38	61.4	100	0	P	V
		16500	46.44	-21.76	68.2	48.4	38.5	19.04	59.5	100	0	P	V
													V
													V
Remark	1. No other spurious found. 2. All results are PASS against Peak and Average limit line.												

Band 3 - 5470~5725MHz

WIFI 802.11ac VHT80 (Band Edge @ 3m)

WIFI Ant. 2	Note	Frequency (MHz)	Level (dBμV/m)	Over Limit (dB)	Limit Line (dBμV/m)	Read Level (dBμV)	Antenna Factor (dB/m)	Path Loss (dB)	Preamp Factor (dB)	Ant Pos (cm)	Table Pos (deg)	Peak Avg. (P/A)	Pol. (H/V)
802.11ac VHT80 CH 106 5530MHz		5441.68	56.25	-17.75	74	47.98	32.03	9.26	33.02	100	43	P	H
		5461.84	55.72	-12.48	68.2	47.4	32.05	9.29	33.02	100	43	P	H
		5432.56	50.18	-3.82	54	41.91	32.03	9.26	33.02	100	43	A	H
	*	5530	99.15	-	-	90.66	32.13	9.41	33.05	100	43	P	H
	*	5530	91.65	-	-	83.16	32.13	9.41	33.05	100	43	A	H
		5761.85	50.05	-18.15	68.2	40.69	32.57	9.95	33.16	100	43	P	H
		5439.04	54.59	-19.41	74	46.32	32.03	9.26	33.02	380	270	P	V
		5462.32	55.02	-13.18	68.2	46.7	32.05	9.29	33.02	380	270	P	V
		5437.36	49.34	-4.66	54	41.07	32.03	9.26	33.02	380	270	A	V
	*	5530	98.51	-	-	90.02	32.13	9.41	33.05	380	270	P	V
	*	5530	90.71	-	-	82.22	32.13	9.41	33.05	380	270	A	V
		5740.43	49.98	-18.22	68.2	40.72	32.53	9.88	33.15	380	270	P	V
Remark	1. No other spurious found. 2. All results are PASS against Peak and Average limit line.												

Band 3 5470~5725MHz

WIFI 802.11ac VHT80 (Harmonic @ 3m)

WIFI Ant. 2	Note	Frequency (MHz)	Level (dBμV/m)	Over Limit (dB)	Limit Line (dBμV/m)	Read Level (dBμV)	Antenna Factor (dB/m)	Path Loss (dB)	Preamp Factor (dB)	Ant Pos (cm)	Table Pos (deg)	Peak Avg. (P/A)	Pol. (H/V)
802.11ac VHT80 CH 106 5530MHz		11060	46.25	-27.75	74	52.14	40.09	15.42	61.4	100	0	P	H
		16590	44.59	-23.61	68.2	46.06	38.71	19.11	59.29	100	0	P	H
													H
													H
		11060	45.54	-28.46	74	51.43	40.09	15.42	61.4	100	0	P	V
		16590	45.06	-23.14	68.2	46.53	38.71	19.11	59.29	100	0	P	V
													V
													V
Remark	1. No other spurious found. 2. All results are PASS against Peak and Average limit line.												

Emission below 1GHz

WIFI 802.11ac VHT20 (LF @ 3m)

WIFI Ant. 2	Note	Frequency (MHz)	Level (dBμV/m)	Over Limit (dB)	Limit Line (dBμV/m)	Read Level (dBμV)	Antenna Factor (dB/m)	Path Loss (dB)	Preamp Factor (dB)	Ant Pos (cm)	Table Pos (deg)	Peak Avg. (P/A)	Pol. (H/V)
802.11ac VHT20 LF		63.75	26.87	-13.13	40	46.64	11.69	1.03	32.49	-	-	P	H
		122.34	31.03	-12.47	43.5	44.66	17.28	1.55	32.46	100	0	P	H
		159.6	29.28	-14.22	43.5	43.72	16.28	1.71	32.43	-	-	P	H
		425.3	24.37	-21.63	46	31.44	22.59	2.68	32.34	-	-	P	H
		665.4	27.32	-18.68	46	30.22	26.25	3.32	32.47	-	-	P	H
		880.3	31.95	-14.05	46	30.72	29.1	3.89	31.76	-	-	P	H
													H
													H
													H
													H
													H
													H
		37.83	36.83	-3.17	40	48.23	20.26	0.83	32.49	100	0	P	V
		42.15	34.56	-5.44	40	48.62	17.61	0.82	32.49	-	-	P	V
		67.8	33.36	-6.64	40	52.93	11.88	1.04	32.49	-	-	P	V
		437.2	23.48	-22.52	46	30.34	22.75	2.74	32.35	-	-	P	V
		744.5	29.59	-16.41	46	30.59	27.77	3.57	32.34	-	-	P	V
		948.9	32.48	-13.52	46	29.19	30.51	3.99	31.21	-	-	P	V
													V
													V
													V
													V
													V
													V
Remark	1. No other spurious found. 2. All results are PASS against limit line.												

Band 1 - 5150~5250MHz

WIFI 802.11a (Band Edge @ 3m)

WIFI Ant. 1+2	Note	Frequency (MHz)	Level (dBμV/m)	Over Limit (dB)	Limit Line (dBμV/m)	Read Level (dBμV)	Antenna Factor (dB/m)	Path Loss (dB)	Preamp Factor (dB)	Ant Pos (cm)	Table Pos (deg)	Peak Avg. (P/A)	Pol. (H/V)
802.11a CH 36 5180MHz		5141.96	58.91	-15.09	74	51.14	31.75	9.05	33.03	100	317	P	H
		5148.2	52.9	-1.1	54	45.13	31.75	9.05	33.03	100	317	A	H
	*	5180	113.39	-	-	105.57	31.78	9.07	33.03	100	317	P	H
	*	5180	105.73	-	-	97.91	31.78	9.07	33.03	100	317	A	H
													H
													H
		5142.22	57.57	-16.43	74	49.8	31.75	9.05	33.03	100	278	P	V
		5150	51.4	-2.6	54	43.63	31.75	9.05	33.03	100	278	A	V
	*	5180	110.38	-	-	102.56	31.78	9.07	33.03	100	278	P	V
	*	5180	102.87	-	-	95.05	31.78	9.07	33.03	100	278	A	V
													V
													V
802.11a CH 44 5220MHz		5149.76	52.83	-21.17	74	45.06	31.75	9.05	33.03	105	317	P	H
		5150	46.64	-7.36	54	38.87	31.75	9.05	33.03	105	317	A	H
	*	5220	115.31	-	-	107.41	31.82	9.11	33.03	105	317	P	H
	*	5220	107.64	-	-	99.74	31.82	9.11	33.03	105	317	A	H
		5430.04	50.38	-23.62	74	42.11	32.03	9.26	33.02	105	317	P	H
		5430.88	44.27	-9.73	54	36	32.03	9.26	33.02	105	317	A	H
		5149.76	51.17	-22.83	74	43.4	31.75	9.05	33.03	100	285	P	V
		5149.5	44.68	-9.32	54	36.91	31.75	9.05	33.03	100	285	A	V
	*	5220	112.84	-	-	104.94	31.82	9.11	33.03	100	285	P	V
	*	5220	105.18	-	-	97.28	31.82	9.11	33.03	100	285	A	V
		5444.04	49.64	-24.36	74	41.37	32.03	9.26	33.02	100	285	P	V
		5433.12	41.98	-12.02	54	33.71	32.03	9.26	33.02	100	285	A	V

802.11a CH 48 5240MHz		5129.22	51.06	-22.94	74	43.33	31.73	9.03	33.03	100	300	P	H
		5148.72	44.38	-9.62	54	36.61	31.75	9.05	33.03	100	300	A	H
	*	5240	114.49	-	-	106.57	31.83	9.12	33.03	100	300	P	H
	*	5240	107.19	-	-	99.27	31.83	9.12	33.03	100	300	A	H
		5456.64	50.72	-23.28	74	42.4	32.05	9.29	33.02	100	300	P	H
		5451.6	44.15	-9.85	54	35.83	32.05	9.29	33.02	100	300	A	H
		5149.76	50.35	-23.65	74	42.58	31.75	9.05	33.03	106	281	P	V
		5142.74	42.63	-11.37	54	34.86	31.75	9.05	33.03	106	281	A	V
	*	5240	113.22	-	-	105.3	31.83	9.12	33.03	106	281	P	V
	*	5240	106.15	-	-	98.23	31.83	9.12	33.03	106	281	A	V
		5371.8	50.47	-23.53	74	42.33	31.97	9.2	33.03	106	281	P	V
		5453	41.9	-12.1	54	33.58	32.05	9.29	33.02	106	281	A	V
Remark	1. No other spurious found. 2. All results are PASS against Peak and Average limit line.												

Band 1 5150~5250MHz

WIFI 802.11a (Harmonic @ 3m)

WIFI Ant. 1+2	Note	Frequency (MHz)	Level (dBμV/m)	Over Limit (dB)	Limit Line (dBμV/m)	Read Level (dBμV)	Antenna Factor (dB/m)	Path Loss (dB)	Preamp Factor (dB)	Ant Pos (cm)	Table Pos (deg)	Peak Avg. (P/A)	Pol. (H/V)
802.11a CH 36 5180MHz		10360	45	-23.2	68.2	51.31	39.51	14.94	60.76	100	0	P	H
		15540	55.86	-18.14	74	60.09	38	18.34	60.57	240	350	P	H
		15540	47.17	-6.83	54	51.4	38	18.34	60.57	240	350	A	H
													H
		10360	45.19	-23.01	68.2	51.5	39.51	14.94	60.76	100	0	P	V
		15540	51.19	-22.81	74	55.42	38	18.34	60.57	100	360	P	V
		15540	42.41	-11.59	54	46.64	38	18.34	60.57	100	360	A	V
													V
802.11a CH 44 5220MHz		10440	45.85	-22.35	68.2	52.13	39.61	14.99	60.88	100	0	P	H
		15660	59.58	-14.42	74	63.98	37.67	18.41	60.48	240	358	P	H
		15660	49.55	-4.45	54	53.95	37.67	18.41	60.48	240	358	A	H
													H
		10440	46.73	-21.47	68.2	53.01	39.61	14.99	60.88	100	0	P	V
		15660	56.07	-17.93	74	60.47	37.67	18.41	60.48	100	331	P	V
		15660	45.98	-8.02	54	50.38	37.67	18.41	60.48	100	331	A	V
													V
802.11a CH 48 5240MHz		10480	45.6	-22.6	68.2	51.86	39.68	15.03	60.97	100	0	P	H
		15720	60.06	-13.94	74	64.58	37.47	18.43	60.42	238	360	P	H
		15720	50.18	-3.82	54	54.7	37.47	18.43	60.42	238	360	A	H
													H
		10480	45.69	-22.51	68.2	51.95	39.68	15.03	60.97	100	0	P	V
		15720	56.13	-17.87	74	60.65	37.47	18.43	60.42	100	360	P	V
		15720	46.29	-7.71	54	50.81	37.47	18.43	60.42	100	360	A	V
													V
Remark	1. No other spurious found. 2. All results are PASS against Peak and Average limit line.												

Band 1 5150~5250MHz

WIFI 802.11ac VHT20 (Band Edge @ 3m)

WIFI Ant. 1+2	Note	Frequency (MHz)	Level (dBμV/m)	Over Limit (dB)	Limit Line (dBμV/m)	Read Level (dBμV)	Antenna Factor (dB/m)	Path Loss (dB)	Preamp Factor (dB)	Ant Pos (cm)	Table Pos (deg)	Peak Avg. (P/A)	Pol. (H/V)
802.11ac VHT20 CH 36 5180MHz		5145.86	57.93	-16.07	74	50.16	31.75	9.05	33.03	100	317	P	H
		5148.98	51.68	-2.32	54	43.91	31.75	9.05	33.03	100	317	A	H
	*	5180	112.15	-	-	104.33	31.78	9.07	33.03	100	317	P	H
	*	5180	104.59	-	-	96.77	31.78	9.07	33.03	100	317	A	H
													H
													H
		5142.74	54.85	-19.15	74	47.08	31.75	9.05	33.03	110	299	P	V
		5149.5	48.86	-5.14	54	41.09	31.75	9.05	33.03	110	299	A	V
	*	5180	108.17	-	-	100.35	31.78	9.07	33.03	110	299	P	V
	*	5180	101.9	-	-	94.08	31.78	9.07	33.03	110	299	A	V
													V
													V
802.11ac VHT20 CH 44 5220MHz		5148.46	54.62	-19.38	74	46.85	31.75	9.05	33.03	100	317	P	H
		5148.72	46.85	-7.15	54	39.08	31.75	9.05	33.03	100	317	A	H
	*	5220	114.32	-	-	106.42	31.82	9.11	33.03	100	317	P	H
	*	5220	106.97	-	-	99.07	31.82	9.11	33.03	100	317	A	H
		5431.44	51.98	-22.02	74	43.71	32.03	9.26	33.02	100	317	P	H
		5429.2	44.55	-9.45	54	36.28	32.03	9.26	33.02	100	317	A	H
		5148.2	52.07	-21.93	74	44.3	31.75	9.05	33.03	100	284	P	V
		5149.76	44.76	-9.24	54	36.99	31.75	9.05	33.03	100	284	A	V
	*	5220	112.65	-	-	104.75	31.82	9.11	33.03	100	284	P	V
	*	5220	104.83	-	-	96.93	31.82	9.11	33.03	100	284	A	V
		5372.08	51.61	-22.39	74	43.47	31.97	9.2	33.03	100	284	P	V
		5430.04	42.12	-11.88	54	33.85	32.03	9.26	33.02	100	284	A	V

802.11ac VHT20 CH 48 5240MHz		5034.84	52.34	-21.66	74	44.78	31.63	8.97	33.04	100	321	P	H
		5149.24	44.32	-9.68	54	36.55	31.75	9.05	33.03	100	321	A	H
	*	5240	114.18	-	-	106.26	31.83	9.12	33.03	100	321	P	H
	*	5240	107.38	-	-	99.46	31.83	9.12	33.03	100	321	A	H
		5403.44	52.04	-21.96	74	43.84	32	9.22	33.02	100	321	P	H
		5449.92	44.14	-9.86	54	35.82	32.05	9.29	33.02	100	321	A	H
		5135.46	52.25	-21.75	74	44.5	31.73	9.05	33.03	100	286	P	V
		5149.76	42.81	-11.19	54	35.04	31.75	9.05	33.03	100	286	A	V
	*	5240	112.87	-	-	104.95	31.83	9.12	33.03	100	286	P	V
	*	5240	104.66	-	-	96.74	31.83	9.12	33.03	100	286	A	V
		5455.24	50.58	-23.42	74	42.26	32.05	9.29	33.02	100	286	P	V
		5451.04	42.56	-11.44	54	34.24	32.05	9.29	33.02	100	286	A	V
Remark	1. No other spurious found. 2. All results are PASS against Peak and Average limit line.												

Band 1 5150~5250MHz

WIFI 802.11ac VHT20 (Harmonic @ 3m)

WIFI Ant. 1+2	Note	Frequency (MHz)	Level (dBμV/m)	Over Limit (dB)	Limit Line (dBμV/m)	Read Level (dBμV)	Antenna Factor (dB/m)	Path Loss (dB)	Preamp Factor (dB)	Ant Pos (cm)	Table Pos (deg)	Peak Avg. (P/A)	Pol. (H/V)
802.11ac VHT20 CH 36 5180MHz		10360	45.97	-22.23	68.2	52.28	39.51	14.94	60.76	100	0	P	H
		15540	53.38	-20.62	74	57.61	38	18.34	60.57	237	360	P	H
		15540	44.53	-9.47	54	48.76	38	18.34	60.57	237	360	A	H
													H
		10360	45.35	-22.85	68.2	51.66	39.51	14.94	60.76	100	0	P	V
		15540	50.43	-23.57	74	54.66	38	18.34	60.57	100	59	P	V
		15540	40.82	-13.18	54	45.05	38	18.34	60.57	100	59	A	V
													V
802.11ac VHT20 CH 44 5220MHz		10440	44.98	-23.22	68.2	51.26	39.61	14.99	60.88	100	0	P	H
		15660	60.01	-13.99	74	64.41	37.67	18.41	60.48	242	360	P	H
		15660	50.07	-3.93	54	54.47	37.67	18.41	60.48	242	360	A	H
													H
		10440	44.9	-23.3	68.2	51.18	39.61	14.99	60.88	100	0	P	V
		15660	55.87	-18.13	74	60.27	37.67	18.41	60.48	100	58	P	V
		15660	46.37	-7.63	54	50.77	37.67	18.41	60.48	100	58	A	V
													V
802.11ac VHT20 CH 48 5240MHz		10480	45.82	-22.38	68.2	52.08	39.68	15.03	60.97	100	0	P	H
		15720	59.68	-14.32	74	64.2	37.47	18.43	60.42	237	360	P	H
		15720	49.71	-4.29	54	54.23	37.47	18.43	60.42	237	360	A	H
													H
		10480	45.3	-22.9	68.2	51.56	39.68	15.03	60.97	100	0	P	V
		15720	55.09	-18.91	74	59.61	37.47	18.43	60.42	100	58	P	V
		15720	45.63	-8.37	54	50.15	37.47	18.43	60.42	100	58	A	V
													V
Remark	1. No other spurious found. 2. All results are PASS against Peak and Average limit line.												

Band 1 5150~5250MHz

WIFI 802.11ac VHT40 (Band Edge @ 3m)

WIFI Ant. 1+2	Note	Frequency (MHz)	Level (dBμV/m)	Over Limit (dB)	Limit Line (dBμV/m)	Read Level (dBμV)	Antenna Factor (dB/m)	Path Loss (dB)	Preamp Factor (dB)	Ant Pos (cm)	Table Pos (deg)	Peak Avg. (P/A)	Pol. (H/V)
802.11ac VHT40 CH 38 5190MHz		5143.52	58.46	-15.54	74	50.69	31.75	9.05	33.03	100	320	P	H
		5149.76	52.46	-1.54	54	44.69	31.75	9.05	33.03	100	320	A	H
	*	5190	104.82	-	-	96.98	31.78	9.09	33.03	100	320	P	H
	*	5190	97.04	-	-	89.2	31.78	9.09	33.03	100	320	A	H
		5454.4	48.46	-25.54	74	40.14	32.05	9.29	33.02	100	320	P	H
		5352.2	40.23	-13.77	54	32.12	31.95	9.19	33.03	100	320	A	H
		5147.68	56.82	-17.18	74	49.05	31.75	9.05	33.03	100	299	P	V
		5150	50.19	-3.81	54	42.42	31.75	9.05	33.03	100	299	A	V
	*	5190	102.32	-	-	94.48	31.78	9.09	33.03	100	299	P	V
		5436.76	48.13	-25.87	74	39.86	32.03	9.26	33.02	100	299	P	V
		5457.48	40.22	-13.78	54	31.9	32.05	9.29	33.02	100	299	A	V
													V
802.11ac VHT40 CH 46 5230MHz		5145.86	57.22	-16.78	74	49.45	31.75	9.05	33.03	100	318	P	H
		5149.5	51.62	-2.38	54	43.85	31.75	9.05	33.03	100	318	A	H
	*	5230	110.41	-	-	102.5	31.83	9.11	33.03	100	318	P	H
	*	5230	102.61	-	-	94.7	31.83	9.11	33.03	100	318	A	H
		5366.48	50.49	-23.51	74	42.36	31.97	9.19	33.03	100	318	P	H
		5360.32	42.04	-11.96	54	33.93	31.95	9.19	33.03	100	318	A	H
		5142.74	56.34	-17.66	74	48.57	31.75	9.05	33.03	100	302	P	V
		5149.76	49.49	-4.51	54	41.72	31.75	9.05	33.03	100	302	A	V
	*	5230	107.61	-	-	99.7	31.83	9.11	33.03	100	302	P	V
	*	5230	99.31	-	-	91.4	31.83	9.11	33.03	100	302	A	V
		5448.8	47.84	-26.16	74	39.52	32.05	9.29	33.02	100	302	P	V
		5354.72	40.67	-13.33	54	32.56	31.95	9.19	33.03	100	302	A	V
Remark	1. No other spurious found. 2. All results are PASS against Peak and Average limit line.												

Band 1 5150~5250MHz

WIFI 802.11ac VHT40 (Harmonic @ 3m)

WIFI Ant. 1+2	Note	Frequency (MHz)	Level (dBμV/m)	Over Limit (dB)	Limit Line (dBμV/m)	Read Level (dBμV)	Antenna Factor (dB/m)	Path Loss (dB)	Preamp Factor (dB)	Ant Pos (cm)	Table Pos (deg)	Peak Avg. (P/A)	Pol. (H/V)
802.11ac VHT40 CH 38 5190MHz		10380	44.83	-23.37	68.2	51.13	39.54	14.95	60.79	100	0	P	H
		15570	44.48	-29.52	74	48.75	37.91	18.36	60.54	100	0	P	H
													H
													H
		10380	45.55	-22.65	68.2	51.85	39.54	14.95	60.79	100	0	P	V
		15570	44.15	-29.85	74	48.42	37.91	18.36	60.54	100	0	P	V
													V
													V
802.11ac VHT40 CH 46 5230MHz		10460	45.27	-22.93	68.2	51.55	39.63	15	60.91	100	0	P	H
		15690	48.72	-25.28	74	53.19	37.57	18.41	60.45	100	0	P	H
													H
													H
		10460	45.6	-22.6	68.2	51.88	39.63	15	60.91	100	0	P	V
		15690	46.65	-27.35	74	51.12	37.57	18.41	60.45	100	0	P	V
													V
													V
Remark	1. No other spurious found. 2. All results are PASS against Peak and Average limit line.												

Band 1 5150~5250MHz

WIFI 802.11ac VHT80 (Band Edge @ 3m)

WIFI Ant. 1+2	Note	Frequency (MHz)	Level (dBμV/m)	Over Limit (dB)	Limit Line (dBμV/m)	Read Level (dBμV)	Antenna Factor (dB/m)	Path Loss (dB)	Preamp Factor (dB)	Ant Pos (cm)	Table Pos (deg)	Peak Avg. (P/A)	Pol. (H/V)
802.11ac VHT80 CH 42 5210MHz		5144.3	58.78	-15.22	74	51.01	31.75	9.05	33.03	100	323	P	H
		5114.66	52.67	-1.33	54	44.96	31.72	9.03	33.04	100	323	A	H
	*	5210	102.78	-	-	94.9	31.82	9.09	33.03	100	323	P	H
	*	5210	95.51	-	-	87.63	31.82	9.09	33.03	100	323	A	H
		5353.14	49.66	-24.34	74	41.55	31.95	9.19	33.03	100	323	P	H
		5387.98	41.85	-12.15	54	33.69	31.98	9.2	33.02	100	323	A	H
		5147.42	56.8	-17.2	74	49.03	31.75	9.05	33.03	100	283	P	V
		5115.44	50.23	-3.77	54	42.52	31.72	9.03	33.04	100	283	A	V
	*	5210	99.98	-	-	92.1	31.82	9.09	33.03	100	283	P	V
	*	5210	93.25	-	-	85.37	31.82	9.09	33.03	100	283	A	V
		5359.9	48.13	-25.87	74	40.02	31.95	9.19	33.03	100	283	P	V
		5382.52	41.86	-12.14	54	33.7	31.98	9.2	33.02	100	283	A	V
Remark	1. No other spurious found. 2. All results are PASS against Peak and Average limit line.												

Band 1 5150~5250MHz

WIFI 802.11ac VHT80 (Harmonic @ 3m)

WIFI Ant. 1+2	Note	Frequency (MHz)	Level (dBμV/m)	Over Limit (dB)	Limit Line (dBμV/m)	Read Level (dBμV)	Antenna Factor (dB/m)	Path Loss (dB)	Preamp Factor (dB)	Ant Pos (cm)	Table Pos (deg)	Peak Avg. (P/A)	Pol. (H/V)
802.11ac VHT80 CH 42 5210MHz		10420	46.22	-21.98	68.2	52.51	39.58	14.98	60.85	100	0	P	H
		15630	43.79	-30.21	74	48.18	37.71	18.39	60.49	100	0	P	H
													H
													H
		10420	46.16	-22.04	68.2	52.45	39.58	14.98	60.85	100	0	P	V
		15630	43.41	-30.59	74	47.8	37.71	18.39	60.49	100	0	P	V
													V
													V
Remark	1. No other spurious found. 2. All results are PASS against Peak and Average limit line.												

Band 2 - 5250~5350MHz

WIFI 802.11a (Band Edge @ 3m)

WIFI Ant. 1+2	Note	Frequency (MHz)	Level (dBμV/m)	Over Limit (dB)	Limit Line (dBμV/m)	Read Level (dBμV)	Antenna Factor (dB/m)	Path Loss (dB)	Preamp Factor (dB)	Ant Pos (cm)	Table Pos (deg)	Peak Avg. (P/A)	Pol. (H/V)
802.11a CH 52 5260MHz		5149.6	50.84	-23.16	74	43.07	31.75	9.05	33.03	103	317	P	H
		5148.92	43.85	-10.15	54	36.08	31.75	9.05	33.03	103	317	A	H
	*	5260	115.29	-	-	107.33	31.87	9.12	33.03	103	317	P	H
	*	5260	107.86	-	-	99.9	31.87	9.12	33.03	103	317	A	H
		5374.8	50.9	-23.1	74	42.75	31.97	9.2	33.02	103	317	P	H
		5351.52	43.17	-10.83	54	35.06	31.95	9.19	33.03	103	317	A	H
		5112.88	50.79	-23.21	74	43.08	31.72	9.03	33.04	100	277	P	V
		5145.86	42.52	-11.48	54	34.75	31.75	9.05	33.03	100	277	A	V
	*	5260	113.26	-	-	105.3	31.87	9.12	33.03	100	277	P	V
	*	5260	106.11	-	-	98.15	31.87	9.12	33.03	100	277	A	V
		5455.2	51.3	-22.7	74	42.98	32.05	9.29	33.02	100	277	P	V
		5350.08	41.99	-12.01	54	33.88	31.95	9.19	33.03	100	277	A	V
802.11a CH 60 5300MHz		5071.74	51.15	-22.85	74	43.52	31.68	8.99	33.04	105	318	P	H
		5072.42	43.63	-10.37	54	36	31.68	8.99	33.04	105	318	A	H
	*	5300	114.92	-	-	106.89	31.9	9.16	33.03	105	318	P	H
	*	5300	107.15	-	-	99.12	31.9	9.16	33.03	105	318	A	H
		5350.56	55.08	-18.92	74	46.97	31.95	9.19	33.03	105	318	P	H
		5353.68	47.54	-6.46	54	39.43	31.95	9.19	33.03	105	318	A	H
		5060.18	51.34	-22.66	74	43.72	31.67	8.99	33.04	103	278	P	V
		5127.84	42.15	-11.85	54	34.42	31.73	9.03	33.03	103	278	A	V
	*	5300	113.19	-	-	105.16	31.9	9.16	33.03	103	278	P	V
	*	5300	105.64	-	-	97.61	31.9	9.16	33.03	103	278	A	V
		5351.76	53.26	-20.74	74	45.15	31.95	9.19	33.03	103	278	P	V
		5350.08	45.81	-8.19	54	37.7	31.95	9.19	33.03	103	278	A	V

802.11a CH 64 5320MHz	*	5320	114.05	-	-	105.99	31.92	9.17	33.03	103	322	P	H
	*	5320	106.3	-	-	98.24	31.92	9.17	33.03	103	322	A	H
		5351.68	62.55	-11.45	74	54.44	31.95	9.19	33.03	103	322	P	H
		5352.48	51.9	-2.1	54	43.79	31.95	9.19	33.03	103	322	A	H
													H
													H
	*	5320	111.9	-	-	103.84	31.92	9.17	33.03	100	280	P	V
	*	5320	104.35	-	-	96.29	31.92	9.17	33.03	100	280	A	V
		5350.24	59.01	-14.99	74	50.9	31.95	9.19	33.03	100	280	P	V
		5350.24	50.75	-3.25	54	42.64	31.95	9.19	33.03	100	280	A	V
													V
													V
Remark	1. No other spurious found. 2. All results are PASS against Peak and Average limit line.												

Band 2 5250~5350MHz

WIFI 802.11a (Harmonic @ 3m)

WIFI Ant. 1+2	Note	Frequency (MHz)	Level (dBμV/m)	Over Limit (dB)	Limit Line (dBμV/m)	Read Level (dBμV)	Antenna Factor (dB/m)	Path Loss (dB)	Preamp Factor (dB)	Ant Pos (cm)	Table Pos (deg)	Peak Avg. (P/A)	Pol. (H/V)
802.11a CH 52 5260MHz		10520	45.44	-22.76	68.2	51.69	39.71	15.05	61.01	100	0	P	H
		15780	60.05	-13.95	74	64.64	37.33	18.46	60.38	241	360	P	H
		15780	50.44	-3.56	54	55.03	37.33	18.46	60.38	241	360	A	H
													H
		10520	44.79	-23.41	68.2	51.04	39.71	15.05	61.01	100	0	P	V
		15780	56.17	-17.83	74	60.76	37.33	18.46	60.38	100	332	P	V
		15780	46.63	-7.37	54	51.22	37.33	18.46	60.38	100	332	A	V
													V
802.11a CH 60 5300MHz		10600	46.15	-27.85	74	52.34	39.78	15.11	61.08	100	0	P	H
		15900	60.1	-13.9	74	64.86	36.99	18.53	60.28	240	360	P	H
		15900	50.52	-3.48	54	55.28	36.99	18.53	60.28	240	360	A	H
													H
		10600	44.56	-29.44	74	50.75	39.78	15.11	61.08	100	0	P	V
		15900	56.93	-17.07	74	61.69	36.99	18.53	60.28	100	358	P	V
		15900	47.66	-6.34	54	52.42	36.99	18.53	60.28	100	358	A	V
													V
802.11a CH 64 5320MHz		10640	44.38	-29.62	74	50.56	39.81	15.12	61.11	100	0	P	H
		15960	57.02	-16.98	74	61.89	36.8	18.56	60.23	239	360	P	H
		15960	48.31	-5.69	54	53.18	36.8	18.56	60.23	239	360	A	H
													H
		10640	44.45	-29.55	74	50.63	39.81	15.12	61.11	100	0	P	V
		15960	54.39	-19.61	74	59.26	36.8	18.56	60.23	100	357	P	V
		15960	45.75	-8.25	54	50.62	36.8	18.56	60.23	100	357	A	V
													V
Remark	1. No other spurious found. 2. All results are PASS against Peak and Average limit line.												

Band 2 5250~5350MHz

WIFI 802.11ac VHT20 (Band Edge @ 3m)

WIFI Ant. 1+2	Note	Frequency (MHz)	Level (dBμV/m)	Over Limit (dB)	Limit Line (dBμV/m)	Read Level (dBμV)	Antenna Factor (dB/m)	Path Loss (dB)	Preamp Factor (dB)	Ant Pos (cm)	Table Pos (deg)	Peak Avg. (P/A)	Pol. (H/V)
802.11ac VHT20 CH 52 5260MHz		5131.92	51.99	-22.01	74	44.26	31.73	9.03	33.03	100	321	P	H
		5148.58	43.8	-10.2	54	36.03	31.75	9.05	33.03	100	321	A	H
	*	5260	114.49	-	-	106.53	31.87	9.12	33.03	100	321	P	H
	*	5260	107.24	-	-	99.28	31.87	9.12	33.03	100	321	A	H
		5351.76	50.63	-23.37	74	42.52	31.95	9.19	33.03	100	321	P	H
		5350.56	43.44	-10.56	54	35.33	31.95	9.19	33.03	100	321	A	H
		5046.58	50.73	-23.27	74	43.15	31.65	8.97	33.04	100	302	P	V
		5111.52	42.72	-11.28	54	35.01	31.72	9.03	33.04	100	302	A	V
	*	5260	113.08	-	-	105.12	31.87	9.12	33.03	100	302	P	V
	*	5260	104.9	-	-	96.94	31.87	9.12	33.03	100	302	A	V
		5374.8	49.7	-24.3	74	41.55	31.97	9.2	33.02	100	302	P	V
		5352.48	41.73	-12.27	54	33.62	31.95	9.19	33.03	100	302	A	V
802.11ac VHT20 CH 60 5300MHz		5038.42	51.46	-22.54	74	43.88	31.65	8.97	33.04	100	320	P	H
		5149.26	43.52	-10.48	54	35.75	31.75	9.05	33.03	100	320	A	H
	*	5300	114.36	-	-	106.33	31.9	9.16	33.03	100	320	P	H
	*	5300	107.11	-	-	99.08	31.9	9.16	33.03	100	320	A	H
		5364.72	55.85	-18.15	74	47.72	31.97	9.19	33.03	100	320	P	H
		5351.52	49.34	-4.66	54	41.23	31.95	9.19	33.03	100	320	A	H
		5123.42	50.59	-23.41	74	42.86	31.73	9.03	33.03	103	280	P	V
		5071.74	43	-11	54	35.37	31.68	8.99	33.04	103	280	A	V
	*	5300	113.44	-	-	105.41	31.9	9.16	33.03	103	280	P	V
	*	5300	105.31	-	-	97.28	31.9	9.16	33.03	103	280	A	V
		5355.36	55.43	-18.57	74	47.32	31.95	9.19	33.03	103	280	P	V
		5350.32	47.45	-6.55	54	39.34	31.95	9.19	33.03	103	280	A	V

	*	5320	112.17	-	-	104.11	31.92	9.17	33.03	100	319	P	H
	*	5320	104.77	-	-	96.71	31.92	9.17	33.03	100	319	A	H
		5351.84	60.03	-13.97	74	51.92	31.95	9.19	33.03	100	319	P	H
		5352	51.75	-2.25	54	43.64	31.95	9.19	33.03	100	319	A	H
802.11ac													H
VHT20													H
CH 64	*	5320	110.74	-	-	102.68	31.92	9.17	33.03	100	277	P	V
5320MHz	*	5320	102.49	-	-	94.43	31.92	9.17	33.03	100	277	A	V
		5357.6	55.54	-18.46	74	47.43	31.95	9.19	33.03	100	277	P	V
		5350.08	49.11	-4.89	54	41	31.95	9.19	33.03	100	277	A	V
													V
													V
Remark	1. No other spurious found. 2. All results are PASS against Peak and Average limit line.												

Band 2 5250~5350MHz

WIFI 802.11ac VHT20 (Harmonic @ 3m)

WIFI Ant. 1+2	Note	Frequency (MHz)	Level (dBμV/m)	Over Limit (dB)	Limit Line (dBμV/m)	Read Level (dBμV)	Antenna Factor (dB/m)	Path Loss (dB)	Preamp Factor (dB)	Ant Pos (cm)	Table Pos (deg)	Peak Avg. (P/A)	Pol. (H/V)
802.11ac VHT20 CH 52 5260MHz		10520	45.02	-23.18	68.2	51.27	39.71	15.05	61.01	100	0	P	H
		15780	59.59	-14.41	74	64.18	37.33	18.46	60.38	241	360	P	H
		15780	50.01	-3.99	54	54.6	37.33	18.46	60.38	241	360	A	H
													H
		10520	44.7	-23.5	68.2	50.95	39.71	15.05	61.01	100	0	P	V
		15780	55.24	-18.76	74	59.83	37.33	18.46	60.38	100	0	P	V
		15780	46.13	-7.87	54	50.72	37.33	18.46	60.38	100	0	A	V
													V
802.11ac VHT20 CH 60 5300MHz		10600	44.09	-29.91	74	50.28	39.78	15.11	61.08	100	0	P	H
		15900	59.77	-14.23	74	64.53	36.99	18.53	60.28	237	360	P	H
		15900	49.42	-4.58	54	54.18	36.99	18.53	60.28	237	360	A	H
													H
		10600	44.26	-29.74	74	50.45	39.78	15.11	61.08	100	0	P	V
		15900	55.77	-18.23	74	60.53	36.99	18.53	60.28	100	360	P	V
		15900	46.14	-7.86	54	50.9	36.99	18.53	60.28	100	360	A	V
													V
802.11ac VHT20 CH 64 5320MHz		10640	44.54	-29.46	74	50.72	39.81	15.12	61.11	100	0	P	H
		15960	53.04	-20.96	74	57.91	36.8	18.56	60.23	100	360	P	H
		15960	42.66	-11.34	54	47.53	36.8	18.56	60.23	100	360	A	H
													H
		10640	44.69	-29.31	74	50.87	39.81	15.12	61.11	100	0	P	V
		15960	49.89	-24.11	74	54.76	36.8	18.56	60.23	100	0	P	V
													V
													V
Remark	1. No other spurious found. 2. All results are PASS against Peak and Average limit line.												

Band 2 5250~5350MHz

WIFI 802.11ac VHT40 (Band Edge @ 3m)

WIFI Ant. 1+2	Note	Frequency (MHz)	Level (dBμV/m)	Over Limit (dB)	Limit Line (dBμV/m)	Read Level (dBμV)	Antenna Factor (dB/m)	Path Loss (dB)	Preamp Factor (dB)	Ant Pos (cm)	Table Pos (deg)	Peak Avg. (P/A)	Pol. (H/V)
802.11ac VHT40 CH 54 5270MHz		5129.54	53.19	-20.81	74	45.46	31.73	9.03	33.03	100	318	P	H
		5148.24	46.55	-7.45	54	38.78	31.75	9.05	33.03	100	318	A	H
	*	5270	111.68	-	-	103.7	31.87	9.14	33.03	100	318	P	H
	*	5270	103.43	-	-	95.45	31.87	9.14	33.03	100	318	A	H
		5356.8	56.72	-17.28	74	48.61	31.95	9.19	33.03	100	318	P	H
		5351.76	49.01	-4.99	54	40.9	31.95	9.19	33.03	100	318	A	H
		5055.42	50.1	-23.9	74	42.48	31.67	8.99	33.04	100	264	P	V
		5149.94	43.95	-10.05	54	36.18	31.75	9.05	33.03	100	264	A	V
	*	5270	108.68	-	-	100.7	31.87	9.14	33.03	100	264	P	V
	*	5270	100.63	-	-	92.65	31.87	9.14	33.03	100	264	A	V
		5352.48	54.02	-19.98	74	45.91	31.95	9.19	33.03	100	264	P	V
		5350.08	47.02	-6.98	54	38.91	31.95	9.19	33.03	100	264	A	V
802.11ac VHT40 CH 62 5310MHz		5023.12	50.52	-23.48	74	42.98	31.63	8.95	33.04	100	323	P	H
		5113.56	42.76	-11.24	54	35.05	31.72	9.03	33.04	100	323	A	H
	*	5310	106.54	-	-	98.49	31.92	9.16	33.03	100	323	P	H
	*	5310	98.74	-	-	90.69	31.92	9.16	33.03	100	323	A	H
		5355.12	60.18	-13.82	74	52.07	31.95	9.19	33.03	100	323	P	H
		5351.28	52.2	-1.8	54	44.09	31.95	9.19	33.03	100	323	A	H
		5115.94	50.03	-23.97	74	42.32	31.72	9.03	33.04	100	268	P	V
		5093.84	41.65	-12.35	54	33.98	31.7	9.01	33.04	100	268	A	V
	*	5310	104.34	-	-	96.29	31.92	9.16	33.03	100	268	P	V
	*	5310	96.44	-	-	88.39	31.92	9.16	33.03	100	268	A	V
		5350.32	58.12	-15.88	74	50.01	31.95	9.19	33.03	100	268	P	V
		5350.08	50.85	-3.15	54	42.74	31.95	9.19	33.03	100	268	A	V
Remark	1. No other spurious found. 2. All results are PASS against Peak and Average limit line.												

Band 2 5250~5350MHz

WIFI 802.11ac VHT40 (Harmonic @ 3m)

WIFI Ant. 1+2	Note	Frequency (MHz)	Level (dBμV/m)	Over Limit (dB)	Limit Line (dBμV/m)	Read Level (dBμV)	Antenna Factor (dB/m)	Path Loss (dB)	Preamp Factor (dB)	Ant Pos (cm)	Table Pos (deg)	Peak Avg. (P/A)	Pol. (H/V)
802.11ac VHT40 CH 54 5270MHz		10540	45.3	-22.9	68.2	51.53	39.73	15.07	61.03	100	0	P	H
		15810	49.87	-24.13	74	54.5	37.23	18.49	60.35	100	0	P	H
													H
													H
		10540	45.22	-22.98	68.2	51.45	39.73	15.07	61.03	100	0	P	V
		15810	48.9	-25.1	74	53.53	37.23	18.49	60.35	100	0	P	V
													V
													V
802.11ac VHT40 CH 62 5310MHz		10620	43.8	-30.2	74	49.99	39.8	15.11	61.1	100	0	P	H
		15930	43.47	-30.53	74	48.29	36.89	18.55	60.26	100	0	P	H
													H
													H
		10620	43.75	-30.25	74	49.94	39.8	15.11	61.1	100	0	P	V
		15930	44.47	-29.53	74	49.29	36.89	18.55	60.26	100	0	P	V
													V
													V
Remark	1. No other spurious found. 2. All results are PASS against Peak and Average limit line.												

Band 2 5250~5350MHz

WIFI 802.11ac VHT80 (Band Edge @ 3m)

WIFI Ant. 1+2	Note	Frequency (MHz)	Level (dBμV/m)	Over Limit (dB)	Limit Line (dBμV/m)	Read Level (dBμV)	Antenna Factor (dB/m)	Path Loss (dB)	Preamp Factor (dB)	Ant Pos (cm)	Table Pos (deg)	Peak Avg. (P/A)	Pol. (H/V)
802.11ac VHT80 CH 58 5290MHz		5138.9	54.18	-19.82	74	46.43	31.73	9.05	33.03	100	318	P	H
		5134.7	48.04	-5.96	54	40.29	31.73	9.05	33.03	100	318	A	H
	*	5290	104.45	-	-	96.44	31.88	9.16	33.03	100	318	P	H
	*	5290	97.25	-	-	89.24	31.88	9.16	33.03	100	318	A	H
	*	5290	97.25	-	-	89.24	31.88	9.16	33.03	100	318	A	H
		5358.24	60.01	-13.99	74	51.9	31.95	9.19	33.03	100	318	P	H
		5150	50.87	-23.13	74	43.1	31.75	9.05	33.03	100	269	P	V
		5135.3	45.61	-8.39	54	37.86	31.73	9.05	33.03	100	269	A	V
	*	5290	102.13	-	-	94.12	31.88	9.16	33.03	100	269	P	V
	*	5290	95.21	-	-	87.2	31.88	9.16	33.03	100	269	A	V
		5355.36	56.2	-17.8	74	48.09	31.95	9.19	33.03	100	269	P	V
		5350.56	49.98	-4.02	54	41.87	31.95	9.19	33.03	100	269	A	V
Remark	1. No other spurious found. 2. All results are PASS against Peak and Average limit line.												

Band 2 5250~5350MHz

WIFI 802.11ac VHT80 (Harmonic @ 3m)

WIFI Ant. 1+2	Note	Frequency (MHz)	Level (dBμV/m)	Over Limit (dB)	Limit Line (dBμV/m)	Read Level (dBμV)	Antenna Factor (dB/m)	Path Loss (dB)	Preamp Factor (dB)	Ant Pos (cm)	Table Pos (deg)	Peak Avg. (P/A)	Pol. (H/V)
802.11ac VHT80 CH 58 5290MHz		10580	45.25	-22.95	68.2	51.46	39.77	15.09	61.07	100	0	P	H
		15870	42.98	-31.02	74	47.73	37.04	18.51	60.3	100	0	P	H
													H
													H
		10580	44.04	-24.16	68.2	50.25	39.77	15.09	61.07	100	0	P	V
		15870	43.38	-30.62	74	48.13	37.04	18.51	60.3	100	0	P	V
													V
													V
Remark	1. No other spurious found. 2. All results are PASS against Peak and Average limit line.												

Band 3 - 5470~5725MHz

WIFI 802.11a (Band Edge @ 3m)

WIFI Ant. 1+2	Note	Frequency (MHz)	Level (dBμV/m)	Over Limit (dB)	Limit Line (dBμV/m)	Read Level (dBμV)	Antenna Factor (dB/m)	Path Loss (dB)	Preamp Factor (dB)	Ant Pos (cm)	Table Pos (deg)	Peak Avg. (P/A)	Pol. (H/V)
802.11a CH 100 5500MHz		5457.36	60.72	-13.28	74	52.4	32.05	9.29	33.02	100	296	P	H
		5468.4	64.31	-3.89	68.2	55.97	32.07	9.29	33.02	100	296	P	H
		5459.6	51.74	-2.26	54	43.42	32.05	9.29	33.02	100	296	A	H
	*	5500	114.16	-	-	105.71	32.1	9.37	33.02	100	296	P	H
	*	5500	106.58	-	-	98.13	32.1	9.37	33.02	100	296	A	H
													H
		5449.84	54.02	-19.98	74	45.7	32.05	9.29	33.02	105	241	P	V
		5466	60.1	-8.1	68.2	51.76	32.07	9.29	33.02	105	241	P	V
		5460	46.95	-7.05	54	38.63	32.05	9.29	33.02	105	241	A	V
	*	5500	109.65	-	-	101.2	32.1	9.37	33.02	105	241	P	V
	*	5500	101.89	-	-	93.44	32.1	9.37	33.02	105	241	A	V
													V
802.11a CH 116 5580MHz		5438.8	51.17	-22.83	74	42.9	32.03	9.26	33.02	110	318	P	H
		5463.52	49.23	-18.97	68.2	40.89	32.07	9.29	33.02	110	318	P	H
		5456.32	42.72	-11.28	54	34.4	32.05	9.29	33.02	110	318	A	H
	*	5580	115.69	-	-	107.06	32.22	9.48	33.07	110	318	P	H
	*	5580	107.63	-	-	99	32.22	9.48	33.07	110	318	A	H
		5725.31	50.81	-17.39	68.2	41.63	32.5	9.81	33.13	110	318	P	H
		5454.16	49.44	-24.56	74	41.12	32.05	9.29	33.02	106	325	P	V
		5460.64	50.19	-18.01	68.2	41.87	32.05	9.29	33.02	106	325	P	V
		5456.32	41.21	-12.79	54	32.89	32.05	9.29	33.02	106	325	A	V
	*	5580	111.53	-	-	102.9	32.22	9.48	33.07	106	325	P	V
	*	5580	104.13	-	-	95.5	32.22	9.48	33.07	106	325	A	V
		5747.36	50.04	-18.16	68.2	40.78	32.53	9.88	33.15	106	325	P	V

802.11a CH 140 5700MHz	*	5700	113.14	-	-	104.07	32.44	9.75	33.12	101	325	P	H
	*	5700	105.54	-	-	96.47	32.44	9.75	33.12	101	325	A	H
		5731.8	66.55	-1.65	68.2	57.32	32.5	9.88	33.15	101	325	P	H
													H
													H
													H
	*	5700	109.2	-	-	100.13	32.44	9.75	33.12	100	238	P	V
	*	5700	101.49	-	-	92.42	32.44	9.75	33.12	100	238	A	V
		5725.64	60.63	-7.57	68.2	51.45	32.5	9.81	33.13	100	238	P	V
													V
													V
													V
Remark	1. No other spurious found. 2. All results are PASS against Peak and Average limit line.												

Band 3 - 5470~5725MHz

WIFI 802.11a (Harmonic @ 3m)

WIFI Ant. 1+2	Note	Frequency (MHz)	Level (dBμV/m)	Over Limit (dB)	Limit Line (dBμV/m)	Read Level (dBμV)	Antenna Factor (dB/m)	Path Loss (dB)	Preamp Factor (dB)	Ant Pos (cm)	Table Pos (deg)	Peak Avg. (P/A)	Pol. (H/V)
802.11a CH 100 5500MHz		11000	47.35	-26.65	74	53.27	40.1	15.38	61.4	100	0	P	H
		16500	49.91	-18.29	68.2	51.87	38.5	19.04	59.5	100	0	P	H
													H
													H
		11000	46.22	-27.78	74	52.14	40.1	15.38	61.4	100	0	P	V
		16500	50.96	-17.24	68.2	52.92	38.5	19.04	59.5	100	0	P	V
													V
													V
802.11a CH 116 5580MHz		11160	48.36	-25.64	74	54.2	40.07	15.49	61.4	100	0	P	H
		16740	50.96	-17.24	68.2	51.55	39.08	19.25	58.92	100	0	P	H
													H
													H
		11160	48.23	-25.77	74	54.07	40.07	15.49	61.4	100	0	P	V
		16740	49.83	-18.37	68.2	50.42	39.08	19.25	58.92	100	0	P	V
													V
													V
802.11a CH 140 5700MHz		11400	47.71	-26.29	74	53.43	40.02	15.66	61.4	100	0	P	H
		17100	53.24	-14.96	68.2	51.61	40.06	19.53	57.96	100	0	P	H
													H
													H
		11400	46.17	-27.83	74	51.89	40.02	15.66	61.4	100	0	P	V
		17100	53.97	-14.23	68.2	52.34	40.06	19.53	57.96	100	0	P	V
													V
													V
Remark	1. No other spurious found. 2. All results are PASS against Peak and Average limit line.												

Band 3 - 5470~5725MHz

WIFI 802.11ac VHT20 (Band Edge @ 3m)

WIFI Ant. 1+2	Note	Frequency (MHz)	Level (dBμV/m)	Over Limit (dB)	Limit Line (dBμV/m)	Read Level (dBμV)	Antenna Factor (dB/m)	Path Loss (dB)	Preamp Factor (dB)	Ant Pos (cm)	Table Pos (deg)	Peak Avg. (P/A)	Pol. (H/V)
802.11ac VHT20 CH 100 5500MHz		5454.48	61.39	-12.61	74	53.07	32.05	9.29	33.02	100	297	P	H
		5469.84	64.63	-3.57	68.2	56.29	32.07	9.29	33.02	100	297	P	H
		5459.28	51.95	-2.05	54	43.63	32.05	9.29	33.02	100	297	A	H
	*	5500	112.93	-	-	104.48	32.1	9.37	33.02	100	297	P	H
	*	5500	105.64	-	-	97.19	32.1	9.37	33.02	100	297	A	H
													H
		5457.04	54.82	-19.18	74	46.5	32.05	9.29	33.02	100	240	P	V
		5468.24	61.94	-6.26	68.2	53.6	32.07	9.29	33.02	100	240	P	V
		5459.6	47.1	-6.9	54	38.78	32.05	9.29	33.02	100	240	A	V
	*	5500	108.67	-	-	100.22	32.1	9.37	33.02	100	240	P	V
	*	5500	101.01	-	-	92.56	32.1	9.37	33.02	100	240	A	V
													V
802.11ac VHT20 CH 116 5580MHz		5459.2	49.71	-24.29	74	41.39	32.05	9.29	33.02	100	319	P	H
		5465.2	51.5	-16.7	68.2	43.16	32.07	9.29	33.02	100	319	P	H
		5458.72	42.24	-11.76	54	33.92	32.05	9.29	33.02	100	319	A	H
	*	5580	115.92	-	-	107.29	32.22	9.48	33.07	100	319	P	H
	*	5580	107.53	-	-	98.9	32.22	9.48	33.07	100	319	A	H
		5748.935	50.09	-18.11	68.2	40.83	32.53	9.88	33.15	100	319	P	H
		5429.44	48.61	-25.39	74	40.34	32.03	9.26	33.02	100	239	P	V
		5469.76	50.15	-18.05	68.2	41.81	32.07	9.29	33.02	100	239	P	V
		5455.12	40.77	-13.23	54	32.45	32.05	9.29	33.02	100	239	A	V
	*	5580	110.77	-	-	102.14	32.22	9.48	33.07	100	239	P	V
	*	5580	102.89	-	-	94.26	32.22	9.48	33.07	100	239	A	V
		5731.61	48.66	-19.54	68.2	39.43	32.5	9.88	33.15	100	239	P	V

	*	5700	111.55	-	-	102.48	32.44	9.75	33.12	100	325	P	H
	*	5700	104.05	-	-	94.98	32.44	9.75	33.12	100	325	A	H
		5725	66.19	-2.01	68.2	57.01	32.5	9.81	33.13	100	325	P	H
													H
802.11ac													H
VHT20													H
CH 140	*	5700	107.67	-	-	98.6	32.44	9.75	33.12	100	240	P	V
5700MHz	*	5700	100.22	-	-	91.15	32.44	9.75	33.12	100	240	A	V
		5725.24	60.8	-7.4	68.2	51.62	32.5	9.81	33.13	100	240	P	V
													V
													V
													V
Remark	1. No other spurious found. 2. All results are PASS against Peak and Average limit line.												

Band 3 - 5470~5725MHz

WIFI 802.11ac VHT20 (Harmonic @ 3m)

WIFI Ant. 1+2	Note	Frequency (MHz)	Level (dBμV/m)	Over Limit (dB)	Limit Line (dBμV/m)	Read Level (dBμV)	Antenna Factor (dB/m)	Path Loss (dB)	Preamp Factor (dB)	Ant Pos (cm)	Table Pos (deg)	Peak Avg. (P/A)	Pol. (H/V)
802.11ac VHT20 CH 100 5500MHz		11000	46.55	-27.45	74	52.47	40.1	15.38	61.4	100	0	P	H
		16500	47.19	-21.01	68.2	49.15	38.5	19.04	59.5	100	0	P	H
													H
													H
		11000	46.11	-27.89	74	52.03	40.1	15.38	61.4	100	0	P	V
		16500	47.97	-20.23	68.2	49.93	38.5	19.04	59.5	100	0	P	V
													V
													V
802.11ac VHT20 CH 116 5580MHz		11160	48.21	-25.79	74	54.05	40.07	15.49	61.4	100	0	P	H
		16740	50.17	-18.03	68.2	50.76	39.08	19.25	58.92	100	0	P	H
													H
													H
		11160	47.01	-26.99	74	52.85	40.07	15.49	61.4	100	0	P	V
		16740	50.02	-18.18	68.2	50.61	39.08	19.25	58.92	100	0	P	V
													V
													V
802.11ac VHT20 CH 140 5700MHz		11400	45.97	-28.03	74	51.69	40.02	15.66	61.4	100	0	P	H
		17100	51.23	-16.97	68.2	49.6	40.06	19.53	57.96	100	0	P	H
													H
													H
		11400	45.58	-28.42	74	51.3	40.02	15.66	61.4	100	0	P	V
		17100	51.28	-16.92	68.2	49.65	40.06	19.53	57.96	100	0	P	V
													V
													V
Remark	1. No other spurious found. 2. All results are PASS against Peak and Average limit line.												

Band 3 - 5470~5725MHz

WIFI 802.11ac VHT40 (Band Edge @ 3m)

WIFI Ant. 1+2	Note	Frequency (MHz)	Level (dBμV/m)	Over Limit (dB)	Limit Line (dBμV/m)	Read Level (dBμV)	Antenna Factor (dB/m)	Path Loss (dB)	Preamp Factor (dB)	Ant Pos (cm)	Table Pos (deg)	Peak Avg. (P/A)	Pol. (H/V)
802.11ac VHT40 CH 102 5510MHz		5459.68	59.34	-14.66	74	51.02	32.05	9.29	33.02	100	319	P	H
		5468.8	64.39	-3.81	68.2	56.05	32.07	9.29	33.02	100	319	P	H
		5452.48	51.66	-2.34	54	43.34	32.05	9.29	33.02	100	319	A	H
	*	5510	107.19	-	-	98.75	32.1	9.37	33.03	100	319	P	H
	*	5510	99.86	-	-	91.42	32.1	9.37	33.03	100	319	A	H
		5761.535	50.59	-17.61	68.2	41.23	32.57	9.95	33.16	100	319	P	H
		5458.72	59.34	-14.66	74	51.02	32.05	9.29	33.02	245	263	P	V
		5469.76	59.47	-8.73	68.2	51.13	32.07	9.29	33.02	245	263	P	V
		5459.68	48.23	-5.77	54	39.91	32.05	9.29	33.02	245	263	A	V
	*	5510	103.53	-	-	95.09	32.1	9.37	33.03	245	263	P	V
	*	5510	96.03	-	-	87.59	32.1	9.37	33.03	245	263	A	V
		5742.32	50.32	-17.88	68.2	41.06	32.53	9.88	33.15	245	263	P	V
802.11ac VHT40 CH 110 5550MHz		5455.12	60.11	-13.89	74	51.79	32.05	9.29	33.02	100	318	P	H
		5469.04	61.58	-6.62	68.2	53.24	32.07	9.29	33.02	100	318	P	H
		5459.68	51.76	-2.24	54	43.44	32.05	9.29	33.02	100	318	A	H
	*	5550	110.86	-	-	102.28	32.19	9.44	33.05	100	318	P	H
	*	5550	103.03	-	-	94.45	32.19	9.44	33.05	100	318	A	H
		5738.54	50.97	-17.23	68.2	41.71	32.53	9.88	33.15	100	318	P	H
		5459.92	54.42	-19.58	74	46.1	32.05	9.29	33.02	100	239	P	V
		5467.36	57.24	-10.96	68.2	48.9	32.07	9.29	33.02	100	239	P	V
		5459.92	48.31	-5.69	54	39.99	32.05	9.29	33.02	100	239	A	V
	*	5550	107.45	-	-	98.87	32.19	9.44	33.05	100	239	P	V
	*	5550	99.14	-	-	90.56	32.19	9.44	33.05	100	239	A	V
		5763.74	50.71	-17.49	68.2	41.35	32.57	9.95	33.16	100	239	P	V

802.11ac VHT40 CH 134 5670MHz		5415.8	49.18	-24.82	74	40.96	32.02	9.22	33.02	102	324	P	H
		5460.6	49.21	-18.99	68.2	40.89	32.05	9.29	33.02	102	324	P	H
		5457.1	41.66	-12.34	54	33.34	32.05	9.29	33.02	102	324	A	H
	*	5670	111.97	-	-	102.99	32.41	9.68	33.11	102	324	P	H
	*	5670	103.88	-	-	94.9	32.41	9.68	33.11	102	324	A	H
		5728.25	65.09	-3.11	68.2	55.91	32.5	9.81	33.13	102	324	P	H
		5455	48.1	-25.9	74	39.78	32.05	9.29	33.02	100	305	P	V
		5464.1	48.34	-19.86	68.2	40	32.07	9.29	33.02	100	305	P	V
		5446.95	41.34	-12.66	54	33.02	32.05	9.29	33.02	100	305	A	V
	*	5670	107.12	-	-	98.14	32.41	9.68	33.11	100	305	P	V
	*	5670	99.12	-	-	90.14	32.41	9.68	33.11	100	305	A	V
		5725	61.34	-6.86	68.2	52.16	32.5	9.81	33.13	100	305	P	V
Remark	1. No other spurious found. 2. All results are PASS against Peak and Average limit line.												

Band 3 - 5470~5725MHz

WIFI 802.11ac VHT40 (Harmonic @ 3m)

WIFI Ant. 1+2	Note	Frequency (MHz)	Level (dBμV/m)	Over Limit (dB)	Limit Line (dBμV/m)	Read Level (dBμV)	Antenna Factor (dB/m)	Path Loss (dB)	Preamp Factor (dB)	Ant Pos (cm)	Table Pos (deg)	Peak Avg. (P/A)	Pol. (H/V)
802.11ac VHT40 CH 102 5510MHz		11020	46.7	-27.3	74	52.6	40.1	15.4	61.4	100	0	P	H
		16530	45.52	-22.68	68.2	47.3	38.58	19.06	59.42	100	0	P	H
													H
													H
		11020	46.2	-27.8	74	52.1	40.1	15.4	61.4	100	0	P	V
		16530	45.38	-22.82	68.2	47.16	38.58	19.06	59.42	100	0	P	V
													V
													V
802.11ac VHT40 CH 110 5550MHz		11100	46.38	-27.62	74	52.25	40.08	15.45	61.4	100	0	P	H
		16650	46.45	-21.75	68.2	47.54	38.87	19.17	59.13	100	0	P	H
													H
													H
		11100	45.5	-28.5	74	51.37	40.08	15.45	61.4	100	0	P	V
		16650	46.01	-22.19	68.2	47.1	38.87	19.17	59.13	100	0	P	V
													V
													V
802.11ac VHT40 CH 134 5670MHz		11340	46.98	-27.02	74	52.73	40.03	15.62	61.4	100	0	P	H
		17010	48.61	-19.59	68.2	47.61	39.76	19.48	58.24	100	0	P	H
													H
													H
		11340	45.34	-28.66	74	51.09	40.03	15.62	61.4	100	0	P	V
		17010	49.38	-18.82	68.2	48.38	39.76	19.48	58.24	100	0	P	V
													V
													V
Remark	1. No other spurious found. 2. All results are PASS against Peak and Average limit line.												

Band 3 5470~5725MHz

WIFI 802.11ac VHT80 (Band Edge @ 3m)

WIFI Ant. 1+2	Note	Frequency (MHz)	Level (dBμV/m)	Over Limit (dB)	Limit Line (dBμV/m)	Read Level (dBμV)	Antenna Factor (dB/m)	Path Loss (dB)	Preamp Factor (dB)	Ant Pos (cm)	Table Pos (deg)	Peak Avg. (P/A)	Pol. (H/V)
802.11ac VHT80 CH 106 5530MHz		5459.2	60.31	-13.69	74	51.99	32.05	9.29	33.02	100	320	P	H
		5463.76	59.18	-9.02	68.2	50.84	32.07	9.29	33.02	100	320	P	H
		5438.8	52.88	-1.12	54	44.61	32.03	9.26	33.02	100	320	A	H
	*	5530	103.12	-	-	94.63	32.13	9.41	33.05	100	320	P	H
	*	5530	95.42	-	-	86.93	32.13	9.41	33.05	100	320	A	H
		5764.685	48.82	-19.38	68.2	39.46	32.57	9.95	33.16	100	320	P	H
		5450.56	54.21	-19.79	74	45.89	32.05	9.29	33.02	100	236	P	V
		5465.2	53.96	-14.24	68.2	45.62	32.07	9.29	33.02	100	236	P	V
		5434.96	48.38	-5.62	54	40.11	32.03	9.26	33.02	100	236	A	V
	*	5530	98.48	-	-	89.99	32.13	9.41	33.05	100	236	P	V
	*	5530	91.23	-	-	82.74	32.13	9.41	33.05	100	236	A	V
		5755.235	49.3	-18.9	68.2	40	32.57	9.88	33.15	100	236	P	V
802.11ac VHT80 CH 122 5610MHz		5439.6	58.86	-15.14	74	50.59	32.03	9.26	33.02	113	321	P	H
		5468.65	58.13	-10.07	68.2	49.79	32.07	9.29	33.02	113	321	P	H
		5458.85	51.12	-2.88	54	42.8	32.05	9.29	33.02	113	321	A	H
	*	5610	108.55	-	-	99.79	32.29	9.55	33.08	113	321	P	H
	*	5610	100.97	-	-	92.21	32.29	9.55	33.08	113	321	A	H
		5726.5	54.91	-13.29	68.2	45.73	32.5	9.81	33.13	113	321	P	H
		5445.55	52.75	-21.25	74	44.43	32.05	9.29	33.02	100	242	P	V
		5461.3	51.96	-16.24	68.2	43.64	32.05	9.29	33.02	100	242	P	V
		5455	48.7	-5.3	54	40.38	32.05	9.29	33.02	100	242	A	V
	*	5610	103.55	-	-	94.79	32.29	9.55	33.08	100	242	P	V
	*	5610	96.12	-	-	87.36	32.29	9.55	33.08	100	242	A	V
		5728.425	52.25	-15.95	68.2	43.07	32.5	9.81	33.13	100	242	P	V
Remark	1. No other spurious found. 2. All results are PASS against Peak and Average limit line.												

Band 3 5470~5725MHz

WIFI 802.11ac VHT80 (Harmonic @ 3m)

WIFI Ant. 1+2	Note	Frequency (MHz)	Level (dBμV/m)	Over Limit (dB)	Limit Line (dBμV/m)	Read Level (dBμV)	Antenna Factor (dB/m)	Path Loss (dB)	Preamp Factor (dB)	Ant Pos (cm)	Table Pos (deg)	Peak Avg. (P/A)	Pol. (H/V)
802.11ac VHT80 CH 106 5530MHz		11060	46.43	-27.57	74	52.32	40.09	15.42	61.4	100	0	P	H
		16590	44.35	-23.85	68.2	45.82	38.71	19.11	59.29	100	0	P	H
													H
													H
		11060	46.69	-27.31	74	52.58	40.09	15.42	61.4	100	0	P	V
		16590	44.1	-24.1	68.2	45.57	38.71	19.11	59.29	100	0	P	V
													V
													V
802.11ac VHT80 CH 122 5610MHz		11220	46.43	-27.57	74	52.23	40.06	15.54	61.4	100	0	P	H
		16830	47.11	-21.09	68.2	47.2	39.29	19.33	58.71	100	0	P	H
													H
													H
		11220	46.77	-27.23	74	52.57	40.06	15.54	61.4	100	0	P	V
		16830	46.54	-21.66	68.2	46.63	39.29	19.33	58.71	100	0	P	V
													V
													V
Remark	1. No other spurious found. 2. All results are PASS against Peak and Average limit line.												

Band 3 - Straddle Channel

WIFI 802.11a (Band Edge @ 3m)

WIFI Ant. 1+2	Note	Frequency (MHz)	Level (dBμV/m)	Over Limit (dB)	Limit Line (dBμV/m)	Read Level (dBμV)	Antenna Factor (dB/m)	Path Loss (dB)	Preamp Factor (dB)	Ant Pos (cm)	Table Pos (deg)	Peak Avg. (P/A)	Pol. (H/V)
802.11a CH 144 5720MHz		5448.67	50.01	-23.99	74	41.69	32.05	9.29	33.02	108	324	P	H
		5469.34	49.5	-18.7	68.2	41.16	32.07	9.29	33.02	108	324	P	H
		5445.16	41.58	-12.42	54	33.28	32.03	9.29	33.02	108	324	A	H
	*	5720	113.88	-	-	104.7	32.5	9.81	33.13	108	324	P	H
	*	5720	105.98	-	-	96.8	32.5	9.81	33.13	108	324	A	H
		5927	51.63	-16.57	68.2	41.96	32.88	10.02	33.23	108	324	P	H
		5451.01	50.9	-23.1	74	42.58	32.05	9.29	33.02	181	350	P	V
		5468.56	47.49	-20.71	68.2	39.15	32.07	9.29	33.02	181	350	P	V
		5456.47	40.46	-13.54	54	32.14	32.05	9.29	33.02	181	350	A	V
	*	5720	113.45	-	-	104.27	32.5	9.81	33.13	181	350	P	V
	*	5720	105.36	-	-	96.18	32.5	9.81	33.13	181	350	A	V
		5874	50.29	-17.91	68.2	40.7	32.78	10.02	33.21	181	350	P	V
Remark	1. No other spurious found. 2. All results are PASS against Peak and Average limit line.												

Band 3 - Straddle Channel

WIFI 802.11a (Harmonic @ 3m)

WIFI Ant. 1+2	Note	Frequency (MHz)	Level (dBµV/m)	Over Limit (dB)	Limit Line (dBµV/m)	Read Level (dBµV)	Antenna Factor (dB/m)	Path Loss (dB)	Preamp Factor (dB)	Ant Pos (cm)	Table Pos (deg)	Peak Avg. (P/A)	Pol. (H/V)
802.11a CH 144 5720MHz		11440	46.68	-27.32	74	52.39	40.01	15.68	61.4	100	0	P	H
		17160	54.38	-13.82	68.2	52.25	40.3	19.56	57.73	100	0	P	H
													H
													H
		11440	46.26	-27.74	74	51.97	40.01	15.68	61.4	100	0	P	V
		17160	52.49	-15.71	68.2	50.36	40.3	19.56	57.73	100	0	P	V
													V
													V
Remark	1. No other spurious found. 2. All results are PASS against Peak and Average limit line.												

Band 3 - Straddle Channel

WIFI 802.11ac VHT20 (Band Edge @ 3m)

WIFI Ant. 1+2	Note	Frequency (MHz)	Level (dBµV/m)	Over Limit (dB)	Limit Line (dBµV/m)	Read Level (dBµV)	Antenna Factor (dB/m)	Path Loss (dB)	Preamp Factor (dB)	Ant Pos (cm)	Table Pos (deg)	Peak Avg. (P/A)	Pol. (H/V)
802.11ac VHT20 CH 144 5720MHz		5365.99	48.84	-25.16	74	40.71	31.97	9.19	33.03	100	323	P	H
		5464.27	48.64	-19.56	68.2	40.3	32.07	9.29	33.02	100	323	P	H
		5454.13	41.08	-12.92	54	32.76	32.05	9.29	33.02	100	323	A	H
	*	5720	113.68	-	-	104.5	32.5	9.81	33.13	100	323	P	H
	*	5720	105.78	-	-	96.6	32.5	9.81	33.13	100	323	A	H
		5931	50.79	-17.41	68.2	41.12	32.88	10.02	33.23	100	323	P	H
		5456.86	49.46	-24.54	74	41.14	32.05	9.29	33.02	119	352	P	V
		5470	48.24	-19.96	68.2	39.9	32.07	9.29	33.02	119	352	P	V
		5443.99	40.23	-13.77	54	31.96	32.03	9.26	33.02	119	352	A	V
	*	5720	113.58	-	-	104.4	32.5	9.81	33.13	119	352	P	V
	*	5720	105.19	-	-	96.01	32.5	9.81	33.13	119	352	A	V
		5877.5	50.74	-17.46	68.2	41.15	32.78	10.02	33.21	119	352	P	V
Remark	1. No other spurious found. 2. All results are PASS against Peak and Average limit line.												

Band 3 - Straddle Channel

WIFI 802.11ac VHT20 (Harmonic @ 3m)

WIFI Ant. 1+2	Note	Frequency (MHz)	Level (dBμV/m)	Over Limit (dB)	Limit Line (dBμV/m)	Read Level (dBμV)	Antenna Factor (dB/m)	Path Loss (dB)	Preamp Factor (dB)	Ant Pos (cm)	Table Pos (deg)	Peak Avg. (P/A)	Pol. (H/V)
802.11ac VHT20 CH 144 5720MHz		11440	46.72	-27.28	74	52.43	40.01	15.68	61.4	100	0	P	H
		17160	52.34	-15.86	68.2	50.21	40.3	19.56	57.73	100	0	P	H
													H
													H
		11440	45.81	-28.19	74	51.52	40.01	15.68	61.4	100	0	P	V
		17160	51.57	-16.63	68.2	49.44	40.3	19.56	57.73	100	0	P	V
													V
													V
Remark	1. No other spurious found. 2. All results are PASS against Peak and Average limit line.												

Band 3 - Straddle Channel

WIFI 802.11ac VHT40 (Band Edge @ 3m)

WIFI Ant. 1+2	Note	Frequency (MHz)	Level (dBµV/m)	Over Limit (dB)	Limit Line (dBµV/m)	Read Level (dBµV)	Antenna Factor (dB/m)	Path Loss (dB)	Preamp Factor (dB)	Ant Pos (cm)	Table Pos (deg)	Peak Avg. (P/A)	Pol. (H/V)
802.11ac VHT40 CH 142 5710MHz		5434.63	49.76	-24.24	74	41.49	32.03	9.26	33.02	111	322	P	H
		5464.66	50.11	-18.09	68.2	41.77	32.07	9.29	33.02	111	322	P	H
		5456.47	41.93	-12.07	54	33.61	32.05	9.29	33.02	111	322	A	H
	*	5710	110.84	-	-	101.69	32.47	9.81	33.13	111	322	P	H
	*	5710	103.15	-	-	94	32.47	9.81	33.13	111	322	A	H
		5853	51.42	-16.78	68.2	41.87	32.72	10.02	33.19	111	322	P	H
		5418.64	48.52	-25.48	74	40.3	32.02	9.22	33.02	100	309	P	V
		5465.44	48.02	-20.18	68.2	39.68	32.07	9.29	33.02	100	309	P	V
		5458.42	40.67	-13.33	54	32.35	32.05	9.29	33.02	100	309	A	V
	*	5710	107.29	-	-	98.14	32.47	9.81	33.13	100	309	P	V
	*	5710	99.24	-	-	90.09	32.47	9.81	33.13	100	309	A	V
		5881.5	50.71	-17.49	68.2	41.12	32.78	10.02	33.21	100	309	P	V
Remark	1. No other spurious found. 2. All results are PASS against Peak and Average limit line.												

Band 3 - Straddle Channel

WIFI 802.11ac VHT40 (Harmonic @ 3m)

WIFI Ant. 1+2	Note	Frequency (MHz)	Level (dBμV/m)	Over Limit (dB)	Limit Line (dBμV/m)	Read Level (dBμV)	Antenna Factor (dB/m)	Path Loss (dB)	Preamp Factor (dB)	Ant Pos (cm)	Table Pos (deg)	Peak Avg. (P/A)	Pol. (H/V)
802.11ac VHT40 CH 142 5710MHz		11420	45.74	-28.26	74	51.45	40.02	15.67	61.4	100	0	P	H
		17130	50.31	-17.89	68.2	48.43	40.18	19.55	57.85	100	0	P	H
													H
													H
		11420	46.38	-27.62	74	52.09	40.02	15.67	61.4	100	0	P	V
		17130	49.81	-18.39	68.2	47.93	40.18	19.55	57.85	100	0	P	V
													V
													V
Remark	1. No other spurious found. 2. All results are PASS against Peak and Average limit line.												

Band 3 - Straddle Channel

WIFI 802.11ac VHT80 (Band Edge @ 3m)

WIFI Ant. 1+2	Note	Frequency (MHz)	Level (dBµV/m)	Over Limit (dB)	Limit Line (dBµV/m)	Read Level (dBµV)	Antenna Factor (dB/m)	Path Loss (dB)	Preamp Factor (dB)	Ant Pos (cm)	Table Pos (deg)	Peak Avg. (P/A)	Pol. (H/V)
802.11ac VHT80 CH 138 5690MHz		5456.08	55.17	-18.83	74	46.85	32.05	9.29	33.02	100	296	P	H
		5464.66	55.63	-12.57	68.2	47.29	32.07	9.29	33.02	100	296	P	H
		5458.42	48.4	-5.6	54	40.08	32.05	9.29	33.02	100	296	A	H
	*	5690	109.45	-	-	100.38	32.44	9.75	33.12	100	296	P	H
	*	5690	101.68	-	-	92.61	32.44	9.75	33.12	100	296	A	H
		5856.4	53.5	-14.7	68.2	43.92	32.75	10.02	33.19	100	296	P	H
		5458.42	50.04	-23.96	74	41.72	32.05	9.29	33.02	158	352	P	V
		5466.61	49.41	-18.79	68.2	41.07	32.07	9.29	33.02	158	352	P	V
		5459.98	43.97	-10.03	54	35.65	32.05	9.29	33.02	158	352	A	V
	*	5690	106.43	-	-	97.36	32.44	9.75	33.12	158	352	P	V
	*	5690	98.96	-	-	89.89	32.44	9.75	33.12	158	352	A	V
		5853.4	51.83	-16.37	68.2	42.28	32.72	10.02	33.19	158	352	P	V
Remark	1. No other spurious found. 2. All results are PASS against Peak and Average limit line.												

Band 3 - Straddle Channel

WIFI 802.11ac VHT80 (Harmonic @ 3m)

WIFI Ant. 1+2	Note	Frequency (MHz)	Level (dBμV/m)	Over Limit (dB)	Limit Line (dBμV/m)	Read Level (dBμV)	Antenna Factor (dB/m)	Path Loss (dB)	Preamp Factor (dB)	Ant Pos (cm)	Table Pos (deg)	Peak Avg. (P/A)	Pol. (H/V)
802.11ac VHT80 CH 138 5690MHz		11380	45.66	-28.34	74	51.39	40.02	15.65	61.4	100	0	P	H
		17070	50.14	-18.06	68.2	48.75	39.94	19.52	58.07	100	0	P	H
													H
													H
		11380	46.09	-27.91	74	51.82	40.02	15.65	61.4	100	0	P	V
		17070	48.1	-20.1	68.2	46.71	39.94	19.52	58.07	100	0	P	V
													V
													V
Remark	1. No other spurious found. 2. All results are PASS against Peak and Average limit line.												

Emission below 1GHz

WIFI 802.11a (LF @ 3m)

WIFI Ant. 1+2	Note	Frequency (MHz)	Level (dBμV/m)	Over Limit (dB)	Limit Line (dBμV/m)	Read Level (dBμV)	Antenna Factor (dB/m)	Path Loss (dB)	Preamp Factor (dB)	Ant Pos (cm)	Table Pos (deg)	Peak Avg. (P/A)	Pol. (H/V)
802.11a LF		118.29	33.3	-10.2	43.5	47.12	17.21	1.43	32.46	100	0	P	H
		160.14	31.62	-11.88	43.5	46.06	16.28	1.71	32.43	-	-	P	H
		197.67	21.72	-21.78	43.5	37.56	14.8	1.75	32.39	-	-	P	H
		304.9	22.08	-23.92	46	32.93	19.12	2.4	32.37	-	-	P	H
		558.3	27.17	-18.83	46	30.56	25.97	3.07	32.43	-	-	P	H
		900.6	32.49	-13.51	46	31.2	28.99	3.95	31.65	-	-	P	H
													H
													H
													H
													H
													H
													H
		38.64	36.51	-3.49	40	48.43	19.74	0.83	32.49	100	0	P	V
		45.39	33.86	-6.14	40	49.19	16.14	1.02	32.49	-	-	P	V
		141.51	30.05	-13.45	43.5	43.8	17.12	1.57	32.44	-	-	P	V
		477.8	24.12	-21.88	46	30.25	23.42	2.82	32.37	-	-	P	V
		657.7	27.34	-18.66	46	30.26	26.24	3.31	32.47	-	-	P	V
		857.9	31.28	-14.72	46	30.35	28.99	3.82	31.88	-	-	P	V
													V
													V
													V
													V
													V
													V
Remark	1. No other spurious found. 2. All results are PASS against limit line.												

<TXBF Mode>

<SKU 3>

Band 1 - 5150~5250MHz

WIFI 802.11ac VHT20 (Band Edge @ 3m)

WIFI Ant.	Note	Frequency	Level	Over Limit	Limit Line	Read Level	Antenna Factor	Path Loss	Preamp Factor	Ant Pos	Table Pos	Peak Avg.	Pol.
1+2		(MHz)	(dBµV/m)	(dB)	(dBµV/m)	(dBµV)	(dB/m)	(dB)	(dB)	(cm)	(deg)	(P/A)	(H/V)
802.11ac VHT20 CH 36 5180MHz		5148.98	62.22	-11.78	74	54.45	31.75	9.05	33.03	141	44	P	H
		5149.76	51.35	-2.65	54	43.58	31.75	9.05	33.03	141	44	A	H
	*	5180	113.43	-	-	105.61	31.78	9.07	33.03	141	44	P	H
	*	5180	106.46	-	-	98.64	31.78	9.07	33.03	141	44	A	H
													H
													H
		5149.76	59.31	-14.69	74	51.54	31.75	9.05	33.03	100	278	P	V
		5150	49.17	-4.83	54	41.4	31.75	9.05	33.03	100	278	A	V
	*	5180	111.6	-	-	103.78	31.78	9.07	33.03	100	278	P	V
	*	5180	104.68	-	-	96.86	31.78	9.07	33.03	100	278	A	V
													V
													V
802.11ac VHT20 CH 44 5220MHz		5141.96	56.6	-17.4	74	48.83	31.75	9.05	33.03	204	339	P	H
		5150	46.42	-7.58	54	38.65	31.75	9.05	33.03	204	339	A	H
	*	5220	115.99	-	-	108.09	31.82	9.11	33.03	204	339	P	H
	*	5220	109.95	-	-	102.05	31.82	9.11	33.03	204	339	A	H
		5394.96	50.72	-23.28	74	42.52	32	9.22	33.02	204	339	P	H
		5429.52	41.37	-12.63	54	33.1	32.03	9.26	33.02	204	339	A	H
		5145.6	56.14	-17.86	74	48.37	31.75	9.05	33.03	100	278	P	V
		5150	47.85	-6.15	54	40.08	31.75	9.05	33.03	100	278	A	V
	*	5220	115.04	-	-	107.14	31.82	9.11	33.03	100	278	P	V
	*	5220	107.25	-	-	99.35	31.82	9.11	33.03	100	278	A	V
		5434.32	49.75	-24.25	74	41.48	32.03	9.26	33.02	100	278	P	V
		5430	42.83	-11.17	54	34.56	32.03	9.26	33.02	100	278	A	V

802.11ac VHT20 CH 48 5240MHz		5147.68	53.74	-20.26	74	45.97	31.75	9.05	33.03	100	317	P	H
		5148.72	43.72	-10.28	54	35.95	31.75	9.05	33.03	100	317	A	H
	*	5240	116.76	-	-	108.84	31.83	9.12	33.03	100	317	P	H
	*	5240	108.29	-	-	100.37	31.83	9.12	33.03	100	317	A	H
		5357.76	52.13	-21.87	74	44.02	31.95	9.19	33.03	100	317	P	H
		5450.88	43.95	-10.05	54	35.63	32.05	9.29	33.02	100	317	A	H
		5141.7	51	-23	74	43.23	31.75	9.05	33.03	100	282	P	V
		5149.5	42.04	-11.96	54	34.27	31.75	9.05	33.03	100	282	A	V
	*	5240	114.16	-	-	106.24	31.83	9.12	33.03	100	282	P	V
	*	5240	105.75	-	-	97.83	31.83	9.12	33.03	100	282	A	V
		5448.24	49.14	-24.86	74	40.82	32.05	9.29	33.02	100	282	P	V
		5453.76	41.13	-12.87	54	32.81	32.05	9.29	33.02	100	282	A	V
Remark	1. No other spurious found. 2. All results are PASS against Peak and Average limit line.												

Band 1 5150~5250MHz

WIFI 802.11ac VHT20 (Harmonic @ 3m)

WIFI Ant. 1+2	Note	Frequency (MHz)	Level (dBμV/m)	Over Limit (dB)	Limit Line (dBμV/m)	Read Level (dBμV)	Antenna Factor (dB/m)	Path Loss (dB)	Preamp Factor (dB)	Ant Pos (cm)	Table Pos (deg)	Peak Avg. (P/A)	Pol. (H/V)
802.11ac VHT20 CH 36 5180MHz		10360	45.94	-22.26	68.2	52.25	39.51	14.94	60.76	100	0	P	H
		15540	56.9	-17.1	74	61.13	38	18.34	60.57	250	359	P	H
		15540	44.7	-9.3	54	48.93	38	18.34	60.57	250	359	A	H
													H
		10360	45.44	-22.76	68.2	51.75	39.51	14.94	60.76	100	0	P	V
		15540	48.73	-25.27	74	52.96	38	18.34	60.57	100	0	P	V
													V
													V
802.11ac VHT20 CH 44 5220MHz		10440	46.21	-21.99	68.2	52.49	39.61	14.99	60.88	100	0	P	H
		15660	61.94	-12.06	74	66.34	37.67	18.41	60.48	240	0	P	H
		15660	50.86	-3.14	54	55.26	37.67	18.41	60.48	240	0	A	H
													H
		10440	46.79	-21.41	68.2	53.07	39.61	14.99	60.88	100	0	P	V
		15660	59.83	-14.17	74	64.23	37.67	18.41	60.48	100	6	P	V
		15660	48.57	-5.43	54	52.97	37.67	18.41	60.48	100	6	A	V
													V
802.11ac VHT20 CH 48 5240MHz		10480	45.87	-22.33	68.2	52.13	39.68	15.03	60.97	100	0	P	H
		15720	61.79	-12.21	74	66.31	37.47	18.43	60.42	245	360	P	H
		15720	50.8	-3.2	54	55.32	37.47	18.43	60.42	245	360	A	H
													H
		10480	45.71	-22.49	68.2	51.97	39.68	15.03	60.97	100	0	P	V
		15720	58.42	-15.58	74	62.94	37.47	18.43	60.42	100	6	P	V
		15720	47.25	-6.75	54	51.77	37.47	18.43	60.42	100	6	A	V
													V
Remark	1. No other spurious found. 2. All results are PASS against Peak and Average limit line.												

Band 1 5150~5250MHz

WIFI 802.11ac VHT40 (Band Edge @ 3m)

WIFI Ant. 1+2	Note	Frequency (MHz)	Level (dBμV/m)	Over Limit (dB)	Limit Line (dBμV/m)	Read Level (dBμV)	Antenna Factor (dB/m)	Path Loss (dB)	Preamp Factor (dB)	Ant Pos (cm)	Table Pos (deg)	Peak Avg. (P/A)	Pol. (H/V)
802.11ac VHT40 CH 38 5190MHz		5148.46	59.68	-14.32	74	51.91	31.75	9.05	33.03	103	324	P	H
		5149.5	52.18	-1.82	54	44.41	31.75	9.05	33.03	103	324	P	H
	*	5190	105.83	-	-	97.99	31.78	9.09	33.03	103	324	P	H
	*	5190	97.74	-	-	89.9	31.78	9.09	33.03	103	324	A	H
		5399.52	48.8	-25.2	74	40.6	32	9.22	33.02	103	324	P	H
													H
		5144.82	60.56	-13.44	74	52.79	31.75	9.05	33.03	100	278	P	V
		5149.5	51.24	-2.76	54	43.47	31.75	9.05	33.03	100	278	A	V
	*	5190	104.04	-	-	96.2	31.78	9.09	33.03	100	278	P	V
	*	5190	95.74	-	-	87.9	31.78	9.09	33.03	100	278	A	V
		5352.2	49.26	-24.74	74	41.15	31.95	9.19	33.03	100	278	P	V
		5457.48	39.08	-14.92	54	30.76	32.05	9.29	33.02	100	278	A	V
802.11ac VHT40 CH 46 5230MHz		5135.72	59.53	-14.47	74	51.78	31.73	9.05	33.03	100	332	P	H
		5150	51.91	-2.09	54	44.14	31.75	9.05	33.03	100	332	A	H
	*	5230	114.27	-	-	106.36	31.83	9.11	33.03	100	332	P	H
	*	5230	104.35	-	-	96.44	31.83	9.11	33.03	100	332	A	H
		5351.04	51.59	-22.41	74	43.48	31.95	9.19	33.03	100	332	P	H
		5350.08	43.07	-10.93	54	34.96	31.95	9.19	33.03	100	332	A	H
		5138.06	59.22	-14.78	74	51.47	31.73	9.05	33.03	100	281	P	V
		5149.5	50.63	-3.37	54	42.86	31.75	9.05	33.03	100	281	A	V
	*	5230	112.69	-	-	104.78	31.83	9.11	33.03	100	281	P	V
	*	5230	102.61	-	-	94.7	31.83	9.11	33.03	100	281	A	V
		5350.56	51.2	-22.8	74	43.09	31.95	9.19	33.03	100	281	P	V
		5351.04	42.28	-11.72	54	34.17	31.95	9.19	33.03	100	281	A	V
Remark	1. No other spurious found. 2. All results are PASS against Peak and Average limit line.												

Band 1 5150~5250MHz

WIFI 802.11ac VHT40 (Harmonic @ 3m)

WIFI Ant. 1+2	Note	Frequency (MHz)	Level (dBμV/m)	Over Limit (dB)	Limit Line (dBμV/m)	Read Level (dBμV)	Antenna Factor (dB/m)	Path Loss (dB)	Preamp Factor (dB)	Ant Pos (cm)	Table Pos (deg)	Peak Avg. (P/A)	Pol. (H/V)
802.11ac VHT40 CH 38 5190MHz		10380	45.74	-22.46	68.2	52.04	39.54	14.95	60.79	100	0	P	H
		15570	45.42	-28.58	74	49.69	37.91	18.36	60.54	100	0	P	H
													H
													H
		10380	45.19	-23.01	68.2	51.49	39.54	14.95	60.79	100	0	P	V
		15570	44	-30	74	48.27	37.91	18.36	60.54	100	0	P	V
													V
													V
802.11ac VHT40 CH 46 5230MHz		10460	45.08	-23.12	68.2	51.36	39.63	15	60.91	100	0	P	H
		15690	58.63	-15.37	74	63.1	37.57	18.41	60.45	230	360	P	H
		15690	45.67	-8.33	54	50.14	37.57	18.41	60.45	230	360	A	H
													H
		10460	44.38	-23.82	68.2	50.66	39.63	15	60.91	100	0	P	V
		15690	48.62	-25.38	74	53.09	37.57	18.41	60.45	100	0	P	V
													V
													V
Remark	1. No other spurious found. 2. All results are PASS against Peak and Average limit line.												

Band 1 5150~5250MHz

WIFI 802.11ac VHT80 (Band Edge @ 3m)

WIFI Ant. 1+2	Note	Frequency (MHz)	Level (dBμV/m)	Over Limit (dB)	Limit Line (dBμV/m)	Read Level (dBμV)	Antenna Factor (dB/m)	Path Loss (dB)	Preamp Factor (dB)	Ant Pos (cm)	Table Pos (deg)	Peak Avg. (P/A)	Pol. (H/V)
802.11ac VHT80 CH 42 5210MHz		5112.88	62.19	-11.81	74	54.48	31.72	9.03	33.04	100	321	P	H
		5149.6	52.33	-1.67	54	44.56	31.75	9.05	33.03	100	321	A	H
	*	5210	111.07	-	-	103.19	31.82	9.09	33.03	100	321	P	H
	*	5210	101.82	-	-	93.94	31.82	9.09	33.03	100	321	A	H
		5350.02	49.53	-24.47	74	41.42	31.95	9.19	33.03	100	321	P	H
		5350.8	41	-13	54	32.89	31.95	9.19	33.03	100	321	A	H
		5140.76	63.65	-10.35	74	55.88	31.75	9.05	33.03	100	298	P	V
		5124.78	50.44	-3.56	54	42.71	31.73	9.03	33.03	100	298	A	V
	*	5210	108.14	-	-	100.26	31.82	9.09	33.03	100	298	P	V
	*	5210	98.85	-	-	90.97	31.82	9.09	33.03	100	298	A	V
		5373.16	50.04	-23.96	74	41.9	31.97	9.2	33.03	100	298	P	V
		5350.02	39.92	-14.08	54	31.81	31.95	9.19	33.03	100	298	A	V
Remark	1. No other spurious found. 2. All results are PASS against Peak and Average limit line.												

Band 1 5150~5250MHz

WIFI 802.11ac VHT80 (Harmonic @ 3m)

WIFI Ant. 1+2	Note	Frequency (MHz)	Level (dBμV/m)	Over Limit (dB)	Limit Line (dBμV/m)	Read Level (dBμV)	Antenna Factor (dB/m)	Path Loss (dB)	Preamp Factor (dB)	Ant Pos (cm)	Table Pos (deg)	Peak Avg. (P/A)	Pol. (H/V)
802.11ac VHT80 CH 42 5210MHz		10420	44.58	-23.62	68.2	50.87	39.58	14.98	60.85	100	0	P	H
		15630	44.41	-29.59	74	48.8	37.71	18.39	60.49	100	0	P	H
													H
													H
		10420	45.18	-23.02	68.2	51.47	39.58	14.98	60.85	100	0	P	V
		15630	44.86	-29.14	74	49.25	37.71	18.39	60.49	100	0	P	V
													V
													V
Remark	1. No other spurious found. 2. All results are PASS against Peak and Average limit line.												

Band 2 - 5250~5350MHz

WIFI 802.11ac VHT20 (Band Edge @ 3m)

WIFI Ant. 1+2	Note	Frequency (MHz)	Level (dBμV/m)	Over Limit (dB)	Limit Line (dBμV/m)	Read Level (dBμV)	Antenna Factor (dB/m)	Path Loss (dB)	Preamp Factor (dB)	Ant Pos (cm)	Table Pos (deg)	Peak Avg. (P/A)	Pol. (H/V)
802.11ac VHT20 CH 52 5260MHz		5102	52.02	-21.98	74	44.35	31.7	9.01	33.04	100	301	P	H
		5143.82	42.18	-11.82	54	34.41	31.75	9.05	33.03	100	301	A	H
	*	5260	116.12	-	-	108.14	31.87	9.14	33.03	100	301	P	H
	*	5260	109.26	-	-	101.3	31.87	9.12	33.03	100	301	A	H
		5366.88	51.65	-22.35	74	43.51	31.97	9.2	33.03	100	301	P	H
		5350.56	43.71	-10.29	54	35.6	31.95	9.19	33.03	100	301	A	H
		5064.94	50.98	-23.02	74	43.36	31.67	8.99	33.04	100	278	P	V
		5149.6	41.6	-12.4	54	33.83	31.75	9.05	33.03	100	278	A	V
	*	5260	114.51	-	-	106.55	31.87	9.12	33.03	100	278	P	V
	*	5260	106.67	-	-	98.71	31.87	9.12	33.03	100	278	A	V
		5353.44	50.03	-23.97	74	41.92	31.95	9.19	33.03	100	278	P	V
		5350.8	41.6	-12.4	54	33.49	31.95	9.19	33.03	100	278	A	V
802.11ac VHT20 CH 60 5300MHz		5073.1	52.23	-21.77	74	44.6	31.68	8.99	33.04	100	339	P	H
		5071.06	42.82	-11.18	54	35.2	31.67	8.99	33.04	100	339	A	H
	*	5300	116.8	-	-	108.77	31.9	9.16	33.03	100	339	P	H
	*	5300	108.81	-	-	100.78	31.9	9.16	33.03	100	339	A	H
		5350.8	60.84	-13.16	74	52.73	31.95	9.19	33.03	100	339	P	H
		5350.08	51.38	-2.62	54	43.27	31.95	9.19	33.03	100	339	A	H
		5131.92	50.51	-23.49	74	42.78	31.73	9.03	33.03	100	280	P	V
		5071.06	41.42	-12.58	54	33.8	31.67	8.99	33.04	100	280	A	V
	*	5300	113.34	-	-	105.31	31.9	9.16	33.03	100	280	P	V
	*	5300	105.83	-	-	97.8	31.9	9.16	33.03	100	280	A	V
		5351.52	56.78	-17.22	74	48.67	31.95	9.19	33.03	100	280	P	V
		5350.08	49.31	-4.69	54	41.2	31.95	9.19	33.03	100	280	A	V

	*	5320	113.09	-	-	105.03	31.92	9.17	33.03	113	316	P	H
	*	5320	105.62	-	-	97.56	31.92	9.17	33.03	113	316	A	H
		5350.08	63.95	-10.05	74	55.84	31.95	9.19	33.03	113	316	P	H
		5350.08	52.78	-1.22	54	44.67	31.95	9.19	33.03	113	316	P	H
802.11ac													H
VHT20													H
CH 64	*	5320	112.79	-	-	104.73	31.92	9.17	33.03	100	270	P	V
5320MHz	*	5320	105.49	-	-	97.43	31.92	9.17	33.03	100	270	A	V
		5355.04	61.75	-12.25	74	53.64	31.95	9.19	33.03	100	270	P	V
		5350.24	50.54	-3.46	54	42.43	31.95	9.19	33.03	100	270	A	V
													V
													V
Remark	1. No other spurious found. 2. All results are PASS against Peak and Average limit line.												

Band 2 5250~5350MHz

WIFI 802.11ac VHT20 (Harmonic @ 3m)

WIFI Ant. 1+2	Note	Frequency (MHz)	Level (dBμV/m)	Over Limit (dB)	Limit Line (dBμV/m)	Read Level (dBμV)	Antenna Factor (dB/m)	Path Loss (dB)	Preamp Factor (dB)	Ant Pos (cm)	Table Pos (deg)	Peak Avg. (P/A)	Pol. (H/V)
802.11ac VHT20 CH 52 5260MHz		10520	45.71	-22.49	68.2	51.96	39.71	15.05	61.01	100	0	P	H
		15780	62.54	-11.46	74	67.13	37.33	18.46	60.38	247	360	P	H
		15780	50.87	-3.13	54	55.46	37.33	18.46	60.38	247	360	A	H
													H
		10520	45.45	-22.75	68.2	51.7	39.71	15.05	61.01	100	0	P	V
		15780	58.59	-15.41	74	63.18	37.33	18.46	60.38	100	2	P	V
		15780	47.51	-6.49	54	52.1	37.33	18.46	60.38	100	2	A	V
													V
802.11ac VHT20 CH 60 5300MHz		10600	44.79	-29.21	74	50.98	39.78	15.11	61.08	100	0	P	H
		15900	62.03	-11.97	74	66.79	36.99	18.53	60.28	244	360	P	H
		15900	50.54	-3.46	54	55.3	36.99	18.53	60.28	244	360	A	H
													H
		10600	45.52	-28.48	74	51.71	39.78	15.11	61.08	100	0	P	V
		15900	59.16	-14.84	74	63.92	36.99	18.53	60.28	100	6	P	V
		15900	46.94	-7.06	54	51.7	36.99	18.53	60.28	100	6	A	V
													V
802.11ac VHT20 CH 64 5320MHz		10640	45.21	-28.79	74	51.39	39.81	15.12	61.11	100	0	P	H
		15960	58.28	-15.72	74	63.15	36.8	18.56	60.23	244	357	P	H
		15960	45.26	-8.74	54	50.13	36.8	18.56	60.23	244	357	A	H
													H
		10640	44.07	-29.93	74	50.25	39.81	15.12	61.11	100	0	P	V
		15960	49.03	-24.97	74	53.9	36.8	18.56	60.23	100	0	P	V
													V
													V
Remark	1. No other spurious found. 2. All results are PASS against Peak and Average limit line.												

Band 2 5250~5350MHz

WIFI 802.11ac VHT40 (Band Edge @ 3m)

WIFI Ant. 1+2	Note	Frequency (MHz)	Level (dBμV/m)	Over Limit (dB)	Limit Line (dBμV/m)	Read Level (dBμV)	Antenna Factor (dB/m)	Path Loss (dB)	Preamp Factor (dB)	Ant Pos (cm)	Table Pos (deg)	Peak Avg. (P/A)	Pol. (H/V)
802.11ac VHT40 CH 54 5270MHz		5147.56	60.15	-13.85	74	52.38	31.75	9.05	33.03	100	332	P	H
		5149.26	49.91	-4.09	54	42.14	31.75	9.05	33.03	100	332	A	H
	*	5270	116.15	-	-	108.17	31.87	9.14	33.03	100	332	P	H
	*	5270	106.66	-	-	98.68	31.87	9.14	33.03	100	332	A	H
		5353.2	59.73	-14.27	74	51.62	31.95	9.19	33.03	100	332	P	H
		5350.08	52.07	-1.93	54	43.96	31.95	9.19	33.03	100	332	A	H
		5145.52	59.6	-14.4	74	51.83	31.75	9.05	33.03	100	284	P	V
		5149.94	48.43	-5.57	54	40.66	31.75	9.05	33.03	100	284	A	V
	*	5270	113.05	-	-	105.07	31.87	9.14	33.03	100	284	P	V
	*	5270	104.91	-	-	96.93	31.87	9.14	33.03	100	284	A	V
		5350.08	59.62	-14.38	74	51.51	31.95	9.19	33.03	100	284	P	V
		5350.08	50.5	-3.5	54	42.39	31.95	9.19	33.03	100	284	A	V
802.11ac VHT40 CH 62 5310MHz		5081.6	49.51	-24.49	74	41.86	31.68	9.01	33.04	100	324	P	H
		5113.22	41.35	-12.65	54	33.64	31.72	9.03	33.04	100	324	A	H
	*	5310	109.18	-	-	101.13	31.92	9.16	33.03	100	324	P	H
	*	5310	101.34	-	-	93.29	31.92	9.16	33.03	100	324	A	H
		5352.48	60.83	-13.17	74	52.72	31.95	9.19	33.03	100	324	P	H
		5350.08	51.52	-2.48	54	43.41	31.95	9.19	33.03	100	324	A	H
		5061.88	50.29	-23.71	74	42.67	31.67	8.99	33.04	100	276	P	V
		5113.22	40.99	-13.01	54	33.28	31.72	9.03	33.04	100	276	A	V
	*	5310	106.93	-	-	98.88	31.92	9.16	33.03	100	276	P	V
	*	5310	97.74	-	-	89.69	31.92	9.16	33.03	100	276	A	V
		5353.92	53.2	-20.8	74	45.09	31.95	9.19	33.03	100	276	P	V
		5351.28	46.28	-7.72	54	38.17	31.95	9.19	33.03	100	276	P	V
Remark	1. No other spurious found. 2. All results are PASS against Peak and Average limit line.												

Band 2 5250~5350MHz

WIFI 802.11ac VHT40 (Harmonic @ 3m)

WIFI Ant. 1+2	Note	Frequency (MHz)	Level (dBμV/m)	Over Limit (dB)	Limit Line (dBμV/m)	Read Level (dBμV)	Antenna Factor (dB/m)	Path Loss (dB)	Preamp Factor (dB)	Ant Pos (cm)	Table Pos (deg)	Peak Avg. (P/A)	Pol. (H/V)
802.11ac VHT40 CH 54 5270MHz		10540	44.35	-23.85	68.2	50.58	39.73	15.07	61.03	100	0	P	H
		15810	61.85	-12.15	74	66.48	37.23	18.49	60.35	240	360	P	H
		15810	48.87	-5.13	54	53.5	37.23	18.49	60.35	240	360	A	H
													H
		10540	43.99	-24.21	68.2	50.22	39.73	15.07	61.03	100	0	P	V
		15810	59.32	-14.68	74	63.95	37.23	18.49	60.35	100	360	P	V
		15810	46.23	-7.77	54	50.86	37.23	18.49	60.35	100	360	A	V
													V
802.11ac VHT40 CH 62 5310MHz		10620	43.78	-30.22	74	49.97	39.8	15.11	61.1	100	0	P	H
		15930	44.07	-29.93	74	48.89	36.89	18.55	60.26	100	0	P	H
													H
													H
		10620	44.52	-29.48	74	50.71	39.8	15.11	61.1	100	0	P	V
		15930	42.93	-31.07	74	47.75	36.89	18.55	60.26	100	0	P	V
													V
													V
Remark	1. No other spurious found. 2. All results are PASS against Peak and Average limit line.												

Band 2 5250~5350MHz

WIFI 802.11ac VHT80 (Band Edge @ 3m)

WIFI Ant. 1+2	Note	Frequency (MHz)	Level (dBμV/m)	Over Limit (dB)	Limit Line (dBμV/m)	Read Level (dBμV)	Antenna Factor (dB/m)	Path Loss (dB)	Preamp Factor (dB)	Ant Pos (cm)	Table Pos (deg)	Peak Avg. (P/A)	Pol. (H/V)
802.11ac VHT80 CH 58 5290MHz		5149.1	57.82	-16.18	74	50.05	31.75	9.05	33.03	100	322	P	H
		5149.7	50.41	-3.59	54	42.64	31.75	9.05	33.03	100	322	A	H
	*	5290	111.55	-	-	103.54	31.88	9.16	33.03	100	322	P	H
	*	5290	102.98	-	-	94.97	31.88	9.16	33.03	100	322	A	H
		5372.88	67.16	-6.84	74	59.02	31.97	9.2	33.03	100	322	P	H
		5383.44	52.25	-1.75	54	44.09	31.98	9.2	33.02	100	322	A	H
		5135.6	52.34	-21.66	74	44.59	31.73	9.05	33.03	100	265	P	V
		5149.7	43.46	-10.54	54	35.69	31.75	9.05	33.03	100	265	A	V
	*	5290	109.16	-	-	101.15	31.88	9.16	33.03	100	265	P	V
	*	5290	99.5	-	-	91.49	31.88	9.16	33.03	100	265	A	V
		5359.68	54.67	-19.33	74	46.56	31.95	9.19	33.03	100	265	P	V
		5355.36	49.44	-4.56	54	41.33	31.95	9.19	33.03	100	265	A	V
Remark	1. No other spurious found. 2. All results are PASS against Peak and Average limit line.												

Band 2 5250~5350MHz

WIFI 802.11ac VHT80 (Harmonic @ 3m)

WIFI Ant. 1+2	Note	Frequency (MHz)	Level (dBμV/m)	Over Limit (dB)	Limit Line (dBμV/m)	Read Level (dBμV)	Antenna Factor (dB/m)	Path Loss (dB)	Preamp Factor (dB)	Ant Pos (cm)	Table Pos (deg)	Peak Avg. (P/A)	Pol. (H/V)
802.11ac VHT80 CH 58 5290MHz		10580	44.28	-23.92	68.2	50.49	39.77	15.09	61.07	100	0	P	H
		15870	43.78	-30.22	74	48.53	37.04	18.51	60.3	100	0	P	H
													H
													H
		10580	43.62	-24.58	68.2	49.83	39.77	15.09	61.07	100	0	P	V
		15870	43.74	-30.26	74	48.49	37.04	18.51	60.3	100	0	P	V
													V
													V
Remark	1. No other spurious found. 2. All results are PASS against Peak and Average limit line.												

Band 3 - 5470~5725MHz

WIFI 802.11ac VHT20 (Band Edge @ 3m)

WIFI Ant. 1+2	Note	Frequency (MHz)	Level (dBμV/m)	Over Limit (dB)	Limit Line (dBμV/m)	Read Level (dBμV)	Antenna Factor (dB/m)	Path Loss (dB)	Preamp Factor (dB)	Ant Pos (cm)	Table Pos (deg)	Peak Avg. (P/A)	Pol. (H/V)
802.11ac VHT20 CH 100 5500MHz		5457.84	60.29	-13.71	74	51.97	32.05	9.29	33.02	116	298	P	H
		5469.36	66.37	-1.83	68.2	58.03	32.07	9.29	33.02	116	298	P	H
		5459.12	51.87	-2.13	54	43.55	32.05	9.29	33.02	116	298	A	H
	*	5500	114.54	-	-	106.09	32.1	9.37	33.02	116	298	P	H
	*	5500	107.15	-	-	98.7	32.1	9.37	33.02	116	298	A	H
													H
		5459.28	56.38	-17.62	74	48.06	32.05	9.29	33.02	100	298	P	V
		5468.24	64.39	-3.81	68.2	56.05	32.07	9.29	33.02	100	298	P	V
		5460	49.01	-4.99	54	40.69	32.05	9.29	33.02	100	298	A	V
	*	5500	109.07	-	-	100.62	32.1	9.37	33.02	100	298	P	V
	*	5500	101.52	-	-	93.07	32.1	9.37	33.02	100	298	A	V
													V
802.11ac VHT20 CH 116 5580MHz		5453.68	50.35	-23.65	74	42.03	32.05	9.29	33.02	100	319	P	H
		5463.76	50.35	-17.85	68.2	42.01	32.07	9.29	33.02	100	319	P	H
		5457.52	42.44	-11.56	54	34.12	32.05	9.29	33.02	100	319	A	H
	*	5580	118.17	-	-	109.54	32.22	9.48	33.07	100	319	P	H
	*	5580	109.73	-	-	101.1	32.22	9.48	33.07	100	319	A	H
		5741.69	49.97	-18.23	68.2	40.71	32.53	9.88	33.15	100	319	P	H
		5381.68	49.31	-24.69	74	41.15	31.98	9.2	33.02	117	352	P	V
		5467.36	49.38	-18.82	68.2	41.04	32.07	9.29	33.02	117	352	P	V
		5456.56	40.27	-13.73	54	31.95	32.05	9.29	33.02	117	352	A	V
	*	5580	114.33	-	-	105.7	32.22	9.48	33.07	117	352	P	V
	*	5580	106.83	-	-	98.2	32.22	9.48	33.07	117	352	A	V
		5735.705	49.74	-18.46	68.2	40.48	32.53	9.88	33.15	117	352	P	V

	*	5700	113.17	-	-	104.1	32.44	9.75	33.12	100	299	P	H
	*	5700	105.73	-	-	96.66	32.44	9.75	33.12	100	299	A	H
		5725.16	66.76	-1.44	68.2	57.58	32.5	9.81	33.13	100	299	P	H
													H
802.11ac													H
VHT20													H
CH 140	*	5700	109.25	-	-	100.18	32.44	9.75	33.12	100	308	P	V
5700MHz	*	5700	101.99	-	-	92.92	32.44	9.75	33.12	100	308	A	V
		5725.56	62.03	-6.17	68.2	52.85	32.5	9.81	33.13	100	308	P	V
													V
													V
													V
Remark	1. No other spurious found. 2. All results are PASS against Peak and Average limit line.												

Band 3 - 5470~5725MHz

WIFI 802.11ac VHT20 (Harmonic @ 3m)

WIFI Ant. 1+2	Note	Frequency (MHz)	Level (dBμV/m)	Over Limit (dB)	Limit Line (dBμV/m)	Read Level (dBμV)	Antenna Factor (dB/m)	Path Loss (dB)	Preamp Factor (dB)	Ant Pos (cm)	Table Pos (deg)	Peak Avg. (P/A)	Pol. (H/V)
802.11ac VHT20 CH 100 5500MHz		11000	46.61	-27.39	74	52.53	40.1	15.38	61.4	100	0	P	H
		16500	48.71	-19.49	68.2	50.67	38.5	19.04	59.5	100	0	P	H
													H
													H
		11000	46.69	-27.31	74	52.61	40.1	15.38	61.4	100	0	P	V
		16500	47.37	-20.83	68.2	49.33	38.5	19.04	59.5	100	0	P	V
													V
													V
802.11ac VHT20 CH 116 5580MHz		11160	47.07	-26.93	74	52.91	40.07	15.49	61.4	100	0	P	H
		16740	50.25	-17.95	68.2	50.84	39.08	19.25	58.92	100	0	P	H
													H
													H
		11160	46.95	-27.05	74	52.79	40.07	15.49	61.4	100	0	P	V
		16740	49.61	-18.59	68.2	50.2	39.08	19.25	58.92	100	0	P	V
													V
													V
802.11ac VHT20 CH 140 5700MHz		11400	47.3	-26.7	74	53.02	40.02	15.66	61.4	100	0	P	H
		17100	52.86	-15.34	68.2	51.23	40.06	19.53	57.96	100	0	P	H
													H
													H
		11400	46.93	-27.07	74	52.65	40.02	15.66	61.4	100	0	P	V
		17100	51.1	-17.1	68.2	49.47	40.06	19.53	57.96	100	0	P	V
													V
													V
Remark	1. No other spurious found. 2. All results are PASS against Peak and Average limit line.												

Band 3 - 5470~5725MHz

WIFI 802.11ac VHT40 (Band Edge @ 3m)

WIFI Ant. 1+2	Note	Frequency (MHz)	Level (dBμV/m)	Over Limit (dB)	Limit Line (dBμV/m)	Read Level (dBμV)	Antenna Factor (dB/m)	Path Loss (dB)	Preamp Factor (dB)	Ant Pos (cm)	Table Pos (deg)	Peak Avg. (P/A)	Pol. (H/V)
802.11ac VHT40 CH 102 5510MHz		5453.92	58.92	-15.08	74	50.6	32.05	9.29	33.02	100	322	P	H
		5466.16	61.91	-6.29	68.2	53.57	32.07	9.29	33.02	100	322	P	H
		5459.92	51.19	-2.81	54	42.87	32.05	9.29	33.02	100	322	A	H
	*	5510	110.34	-	-	101.9	32.1	9.37	33.03	100	322	P	H
	*	5510	101.14	-	-	92.7	32.1	9.37	33.03	100	322	A	H
		5729.72	48.62	-19.58	68.2	39.44	32.5	9.81	33.13	100	322	P	H
		5458.72	52.05	-21.95	74	43.73	32.05	9.29	33.02	100	330	P	V
		5465.68	58.32	-9.88	68.2	49.98	32.07	9.29	33.02	100	330	P	V
		5459.92	45.53	-8.47	54	37.21	32.05	9.29	33.02	100	330	A	V
	*	5510	105.14	-	-	96.7	32.1	9.37	33.03	100	330	P	V
	*	5510	96.04	-	-	87.6	32.1	9.37	33.03	100	330	A	V
		5736.65	48.7	-19.5	68.2	39.44	32.53	9.88	33.15	100	330	P	V
802.11ac VHT40 CH 110 5550MHz		5432.8	61.22	-12.78	74	52.95	32.03	9.26	33.02	106	324	P	H
		5468.56	64.12	-4.08	68.2	55.78	32.07	9.29	33.02	106	324	P	H
		5459.68	52.37	-1.63	54	44.05	32.05	9.29	33.02	106	324	A	H
	*	5550	114.23	-	-	105.65	32.19	9.44	33.05	106	324	P	H
	*	5550	106.29	-	-	97.71	32.19	9.44	33.05	106	324	A	H
		5729.72	53.52	-14.68	68.2	44.34	32.5	9.81	33.13	106	324	P	H
		5455.84	57.63	-16.37	74	49.31	32.05	9.29	33.02	124	351	P	V
		5468.32	58.67	-9.53	68.2	50.33	32.07	9.29	33.02	124	351	P	V
		5459.44	48.1	-5.9	54	39.78	32.05	9.29	33.02	124	351	A	V
	*	5550	109.46	-	-	100.88	32.19	9.44	33.05	124	351	P	V
	*	5550	101.06	-	-	92.48	32.19	9.44	33.05	124	351	A	V
		5728.46	50.69	-17.51	68.2	41.51	32.5	9.81	33.13	124	351	P	V

802.11ac VHT40 CH 134 5670MHz		5456.4	49.96	-24.04	74	41.64	32.05	9.29	33.02	103	298	P	H
		5462.7	50.96	-17.24	68.2	42.62	32.07	9.29	33.02	103	298	P	H
		5458.5	41.14	-12.86	54	32.82	32.05	9.29	33.02	103	298	A	H
	*	5670	113.82	-	-	104.84	32.41	9.68	33.11	103	298	P	H
	*	5670	106.58	-	-	97.6	32.41	9.68	33.11	103	298	A	H
		5727.55	65.98	-2.22	68.2	56.8	32.5	9.81	33.13	103	298	P	H
		5378.7	49.1	-24.9	74	40.94	31.98	9.2	33.02	100	351	P	V
		5466.9	49.74	-18.46	68.2	41.4	32.07	9.29	33.02	100	351	P	V
		5459.9	39.96	-14.04	54	31.64	32.05	9.29	33.02	100	351	A	V
	*	5670	109.48	-	-	100.5	32.41	9.68	33.11	100	351	P	V
	*	5670	102.46	-	-	93.48	32.41	9.68	33.11	100	351	A	V
		5729.125	63.22	-4.98	68.2	54.04	32.5	9.81	33.13	100	351	P	V
Remark	1. No other spurious found. 2. All results are PASS against Peak and Average limit line.												

Band 3 - 5470~5725MHz

WIFI 802.11ac VHT40 (Harmonic @ 3m)

WIFI Ant. 1+2	Note	Frequency (MHz)	Level (dBμV/m)	Over Limit (dB)	Limit Line (dBμV/m)	Read Level (dBμV)	Antenna Factor (dB/m)	Path Loss (dB)	Preamp Factor (dB)	Ant Pos (cm)	Table Pos (deg)	Peak Avg. (P/A)	Pol. (H/V)
802.11ac VHT40 CH 102 5510MHz		11020	46.43	-27.57	74	52.33	40.1	15.4	61.4	100	0	P	H
		16530	45.61	-22.59	68.2	47.39	38.58	19.06	59.42	100	0	P	H
													H
													H
		11020	46.17	-27.83	74	52.07	40.1	15.4	61.4	100	0	P	V
		16530	44.71	-23.49	68.2	46.49	38.58	19.06	59.42	100	0	P	V
													V
													V
802.11ac VHT40 CH 110 5550MHz		11100	45.92	-28.08	74	51.79	40.08	15.45	61.4	100	0	P	H
		16650	47.76	-20.44	68.2	48.85	38.87	19.17	59.13	100	0	P	H
													H
													H
		11100	46.05	-27.95	74	51.92	40.08	15.45	61.4	100	0	P	V
		16650	45.8	-22.4	68.2	46.89	38.87	19.17	59.13	100	0	P	V
													V
													V
802.11ac VHT40 CH 134 5670MHz		11340	45.8	-28.2	74	51.55	40.03	15.62	61.4	100	0	P	H
		17010	48.77	-19.43	68.2	47.77	39.76	19.48	58.24	100	0	P	H
													H
													H
		11340	46.45	-27.55	74	52.2	40.03	15.62	61.4	100	0	P	V
		17010	48.74	-19.46	68.2	47.74	39.76	19.48	58.24	100	0	P	V
													V
													V
Remark	1. No other spurious found. 2. All results are PASS against Peak and Average limit line.												

Band 3 5470~5725MHz

WIFI 802.11ac VHT80 (Band Edge @ 3m)

WIFI Ant. 1+2	Note	Frequency (MHz)	Level (dBμV/m)	Over Limit (dB)	Limit Line (dBμV/m)	Read Level (dBμV)	Antenna Factor (dB/m)	Path Loss (dB)	Preamp Factor (dB)	Ant Pos (cm)	Table Pos (deg)	Peak Avg. (P/A)	Pol. (H/V)
802.11ac VHT80 CH 106 5530MHz		5443.6	62.26	-11.74	74	53.99	32.03	9.26	33.02	100	301	P	H
		5468.56	65.31	-2.89	68.2	56.97	32.07	9.29	33.02	100	301	P	H
		5457.76	52.7	-1.3	54	44.38	32.05	9.29	33.02	100	301	A	H
	*	5530	110.52	-	-	102.03	32.13	9.41	33.05	100	301	P	H
	*	5530	101	-	-	92.51	32.13	9.41	33.05	100	301	A	H
		5744.525	50.28	-17.92	68.2	41.02	32.53	9.88	33.15	100	301	P	H
		5442.88	60.68	-13.32	74	52.41	32.03	9.26	33.02	100	299	P	V
		5464	58.47	-9.73	68.2	50.13	32.07	9.29	33.02	100	299	P	V
		5459.92	48.57	-5.43	54	40.25	32.05	9.29	33.02	100	299	A	V
	*	5530	106.81	-	-	98.32	32.13	9.41	33.05	100	299	P	V
	*	5530	96.27	-	-	87.78	32.13	9.41	33.05	100	299	A	V
		5758.7	50.44	-17.76	68.2	41.08	32.57	9.95	33.16	100	299	P	V
802.11ac VHT80 CH 122 5610MHz		5459.9	62.19	-11.81	74	53.87	32.05	9.29	33.02	100	296	P	H
		5462	63.48	-4.72	68.2	55.16	32.05	9.29	33.02	100	296	P	H
		5458.15	52.75	-1.25	54	44.43	32.05	9.29	33.02	100	296	A	H
	*	5610	116.5	-	-	107.74	32.29	9.55	33.08	100	296	P	H
	*	5610	106.46	-	-	97.7	32.29	9.55	33.08	100	296	A	H
		5728.075	63.58	-4.62	68.2	54.4	32.5	9.81	33.13	100	296	P	H
		5446.25	56.71	-17.29	74	48.39	32.05	9.29	33.02	100	327	P	V
		5464.8	57.8	-10.4	68.2	49.46	32.07	9.29	33.02	100	327	P	V
		5459.9	48.46	-5.54	54	40.14	32.05	9.29	33.02	100	327	A	V
	*	5610	111.51	-	-	102.75	32.29	9.55	33.08	100	327	P	V
	*	5610	101.89	-	-	93.13	32.29	9.55	33.08	100	327	A	V
		5733.15	58.01	-10.19	68.2	48.78	32.5	9.88	33.15	100	327	P	V
Remark	1. No other spurious found. 2. All results are PASS against Peak and Average limit line.												

Band 3 5470~5725MHz

WIFI 802.11ac VHT80 (Harmonic @ 3m)

WIFI Ant. 1+2	Note	Frequency (MHz)	Level (dBμV/m)	Over Limit (dB)	Limit Line (dBμV/m)	Read Level (dBμV)	Antenna Factor (dB/m)	Path Loss (dB)	Preamp Factor (dB)	Ant Pos (cm)	Table Pos (deg)	Peak Avg. (P/A)	Pol. (H/V)
802.11ac VHT80 CH 106 5530MHz		11060	45.72	-28.28	74	51.61	40.09	15.42	61.4	100	0	P	H
		16590	44.83	-23.37	68.2	46.3	38.71	19.11	59.29	100	0	P	H
													H
													H
		11060	46.16	-27.84	74	52.05	40.09	15.42	61.4	100	0	P	V
		16590	45.31	-22.89	68.2	46.78	38.71	19.11	59.29	100	0	P	V
													V
													V
802.11ac VHT80 CH 122 5610MHz		11220	47.53	-26.47	74	53.33	40.06	15.54	61.4	100	0	P	H
		16830	46.15	-22.05	68.2	46.24	39.29	19.33	58.71	100	0	P	H
													H
													H
		11220	47.04	-26.96	74	52.84	40.06	15.54	61.4	100	0	P	V
		16830	48	-20.2	68.2	48.09	39.29	19.33	58.71	100	0	P	V
													V
													V
Remark	1. No other spurious found. 2. All results are PASS against Peak and Average limit line.												

Band 3 - Straddle Channel

WIFI 802.11ac VHT20 (Band Edge @ 3m)

WIFI Ant. 1+2	Note	Frequency (MHz)	Level (dBµV/m)	Over Limit (dB)	Limit Line (dBµV/m)	Read Level (dBµV)	Antenna Factor (dB/m)	Path Loss (dB)	Preamp Factor (dB)	Ant Pos (cm)	Table Pos (deg)	Peak Avg. (P/A)	Pol. (H/V)
802.11ac VHT20 CH 144 5720MHz		5423.71	50.39	-23.61	74	42.13	32.02	9.26	33.02	100	47	P	H
		5464.27	48.29	-19.91	68.2	39.95	32.07	9.29	33.02	100	47	P	H
		5458.81	40.71	-13.29	54	32.39	32.05	9.29	33.02	100	45	P	H
	*	5720	115.98	-	-	106.8	32.5	9.81	33.13	100	45	P	H
	*	5720	107.68	-	-	98.5	32.5	9.81	33.13	100	45	A	H
		5913.75	50.63	-17.57	68.2	41	32.84	10.02	33.23	100	45	P	H
		5408.89	49.15	-24.85	74	40.95	32	9.22	33.02	102	351	P	V
		5468.95	47.3	-20.9	68.2	38.96	32.07	9.29	33.02	102	351	P	V
		5457.25	39.74	-14.26	54	31.42	32.05	9.29	33.02	102	351	A	V
	*	5720	115.68	-	-	106.5	32.5	9.81	33.13	102	351	P	V
	*	5720	107.19	-	-	98.01	32.5	9.81	33.13	102	351	A	V
		5852.75	50.17	-18.03	68.2	40.62	32.72	10.02	33.19	102	351	P	V
Remark	1. No other spurious found. 2. All results are PASS against Peak and Average limit line.												

Band 3 - Straddle Channel

WIFI 802.11ac VHT20 (Harmonic @ 3m)

WIFI Ant. 1+2	Note	Frequency (MHz)	Level (dBμV/m)	Over Limit (dB)	Limit Line (dBμV/m)	Read Level (dBμV)	Antenna Factor (dB/m)	Path Loss (dB)	Preamp Factor (dB)	Ant Pos (cm)	Table Pos (deg)	Peak Avg. (P/A)	Pol. (H/V)
802.11ac VHT20 CH 144 5720MHz		11440	47.13	-26.87	74	52.84	40.01	15.68	61.4	100	0	P	H
		17160	55.52	-12.68	68.2	53.39	40.3	19.56	57.73	100	0	P	H
													H
													H
		11440	46.38	-27.62	74	52.09	40.01	15.68	61.4	100	0	P	V
		17160	56.4	-11.8	68.2	54.27	40.3	19.56	57.73	100	0	P	V
													V
													V
Remark	1. No other spurious found. 2. All results are PASS against Peak and Average limit line.												

Band 3 - Straddle Channel

WIFI 802.11ac VHT40 (Band Edge @ 3m)

WIFI Ant. 1+2	Note	Frequency (MHz)	Level (dBμV/m)	Over Limit (dB)	Limit Line (dBμV/m)	Read Level (dBμV)	Antenna Factor (dB/m)	Path Loss (dB)	Preamp Factor (dB)	Ant Pos (cm)	Table Pos (deg)	Peak Avg. (P/A)	Pol. (H/V)
802.11ac VHT40 CH 142 5710MHz		5451.79	51.63	-22.37	74	43.31	32.05	9.29	33.02	102	51	P	H
		5465.44	50.78	-17.42	68.2	42.44	32.07	9.29	33.02	102	51	P	H
		5459.59	41.9	-12.1	54	33.58	32.05	9.29	33.02	102	51	A	H
	*	5710	115.2	-	-	106.05	32.47	9.81	33.13	102	51	P	H
	*	5710	107.24	-	-	98.09	32.47	9.81	33.13	102	51	A	H
		5852.5	52.34	-15.86	68.2	42.79	32.72	10.02	33.19	102	51	P	H
		5423.32	49.5	-24.5	74	41.24	32.02	9.26	33.02	116	348	P	V
		5470	50.32	-17.88	68.2	41.98	32.07	9.29	33.02	116	348	P	V
		5459.59	40.21	-13.79	54	31.89	32.05	9.29	33.02	116	348	A	V
	*	5710	113.27	-	-	104.12	32.47	9.81	33.13	116	348	P	V
	*	5710	104.5	-	-	95.35	32.47	9.81	33.13	116	348	A	V
		5851	52.27	-15.93	68.2	42.72	32.72	10.02	33.19	116	348	P	V
Remark	1. No other spurious found. 2. All results are PASS against Peak and Average limit line.												

Band 3 - Straddle Channel

WIFI 802.11ac VHT40 (Harmonic @ 3m)

WIFI Ant. 1+2	Note	Frequency (MHz)	Level (dBμV/m)	Over Limit (dB)	Limit Line (dBμV/m)	Read Level (dBμV)	Antenna Factor (dB/m)	Path Loss (dB)	Preamp Factor (dB)	Ant Pos (cm)	Table Pos (deg)	Peak Avg. (P/A)	Pol. (H/V)
802.11ac VHT40 CH 142 5710MHz		11420	46.61	-27.39	74	52.32	40.02	15.67	61.4	100	0	P	H
		17130	52.98	-15.22	68.2	51.1	40.18	19.55	57.85	100	0	P	H
													H
													H
		11420	46.04	-27.96	74	51.75	40.02	15.67	61.4	100	0	P	V
		17130	51.71	-16.49	68.2	49.83	40.18	19.55	57.85	100	0	P	V
													V
													V
Remark	1. No other spurious found. 2. All results are PASS against Peak and Average limit line.												

Band 3 - Straddle Channel

WIFI 802.11ac VHT80 (Band Edge @ 3m)

WIFI Ant. 1+2	Note	Frequency (MHz)	Level (dBμV/m)	Over Limit (dB)	Limit Line (dBμV/m)	Read Level (dBμV)	Antenna Factor (dB/m)	Path Loss (dB)	Preamp Factor (dB)	Ant Pos (cm)	Table Pos (deg)	Peak Avg. (P/A)	Pol. (H/V)
802.11ac VHT80 CH 138 5690MHz		5452.57	61.96	-12.04	74	53.64	32.05	9.29	33.02	100	299	P	H
		5470	61.75	-6.45	68.2	53.41	32.07	9.29	33.02	100	299	P	H
		5459.98	49.77	-4.23	54	41.45	32.05	9.29	33.02	100	299	A	H
	*	5690	117.04	-	-	107.97	32.44	9.75	33.12	100	299	P	H
	*	5690	107.59	-	-	98.52	32.44	9.75	33.12	100	299	A	H
		5859.4	60.15	-8.05	68.2	50.59	32.75	10.02	33.21	100	299	P	H
		5457.64	55.73	-18.27	74	47.41	32.05	9.29	33.02	100	307	P	V
		5468.56	56.49	-11.71	68.2	48.15	32.07	9.29	33.02	100	307	P	V
		5459.98	45.76	-8.24	54	37.44	32.05	9.29	33.02	100	307	A	V
	*	5690	112.21	-	-	103.14	32.44	9.75	33.12	100	307	P	V
	*	5690	103.26	-	-	94.19	32.44	9.75	33.12	100	307	A	V
		5855.5	55.31	-12.89	68.2	45.73	32.75	10.02	33.19	100	307	P	V
Remark	1. No other spurious found. 2. All results are PASS against Peak and Average limit line.												

Band 3 - Straddle Channel

WIFI 802.11ac VHT80 (Harmonic @ 3m)

WIFI Ant. 1+2	Note	Frequency (MHz)	Level (dBμV/m)	Over Limit (dB)	Limit Line (dBμV/m)	Read Level (dBμV)	Antenna Factor (dB/m)	Path Loss (dB)	Preamp Factor (dB)	Ant Pos (cm)	Table Pos (deg)	Peak Avg. (P/A)	Pol. (H/V)
802.11ac VHT80 CH 138 5690MHz		11380	46.79	-27.21	74	52.52	40.02	15.65	61.4	100	0	P	H
		17070	49.65	-18.55	68.2	48.26	39.94	19.52	58.07	100	0	P	H
													H
													H
		11380	46.4	-27.6	74	52.13	40.02	15.65	61.4	100	0	P	V
		17070	50.64	-17.56	68.2	49.25	39.94	19.52	58.07	100	0	P	V
													V
													V
Remark	1. No other spurious found. 2. All results are PASS against Peak and Average limit line.												

Emission below 1GHz

WIFI 802.11ac VHT20 (LF @ 3m)

WIFI Ant. 1+2	Note	Frequency (MHz)	Level (dBμV/m)	Over Limit (dB)	Limit Line (dBμV/m)	Read Level (dBμV)	Antenna Factor (dB/m)	Path Loss (dB)	Preamp Factor (dB)	Ant Pos (cm)	Table Pos (deg)	Peak Avg. (P/A)	Pol. (H/V)
802.11ac VHT20 LF		64.56	27.29	-12.71	40	47.01	11.74	1.03	32.49	-	-	P	H
		123.96	31.43	-12.07	43.5	45.11	17.23	1.55	32.46	100	0	P	H
		159.87	29.73	-13.77	43.5	44.17	16.28	1.71	32.43	-	-	P	H
		545.7	25	-21	46	29.71	24.64	3.07	32.42	-	-	P	H
		734	29.68	-16.32	46	31.05	27.47	3.53	32.37	-	-	P	H
		944.7	32.22	-13.78	46	29.18	30.3	3.99	31.25	-	-	P	H
													H
													H
													H
													H
													H
													H
		35.94	36.66	-3.34	40	47.02	21.31	0.82	32.49	100	0	P	V
		38.37	35.7	-4.3	40	47.62	19.74	0.83	32.49	-	-	P	V
		41.88	34.54	-5.46	40	48.05	18.15	0.83	32.49	-	-	P	V
		566.7	27	-19	46	30.45	25.86	3.12	32.43	-	-	P	V
		750.8	30.26	-15.74	46	31.19	27.82	3.57	32.32	-	-	P	V
		947.5	32.39	-13.61	46	29.17	30.46	3.99	31.23	-	-	P	V
													V
													V
													V
													V
													V
													V
Remark	1. No other spurious found. 2. All results are PASS against limit line.												

Note symbol

*	**Fundamental Frequency** which can be ignored. However, the level of any unwanted emissions shall not exceed the level of the fundamental frequency.
!	Test result is **over limit** line.
P/A	**P**eak or **A**verage
H/V	**H**orizontal or **V**ertical

A calculation example for radiated spurious emission is shown as below:

WIFI	Note	Frequency	Level	Over	Limit	Read	Antenna	Path	Preamp	Ant	Table	Peak	Pol.
Ant.				Limit	Line	Level	Factor	Loss	Factor	Pos	Pos	Avg.	
1+2		(MHz)	(dBμV/m)	(dB)	(dBμV/m)	(dBμV)	(dB/m)	(dB)	(dB)	(cm)	(deg)	(P/A)	(H/V)
802.11b CH 01 2412MHz		2390	55.45	-18.55	74	54.51	32.22	4.58	35.86	103	308	P	H
		2390	43.54	-10.46	54	42.6	32.22	4.58	35.86	103	308	A	H

1. Path Loss(dB) = Cable loss(dB) + Filter loss(dB) + Attenuator loss(dB)
2. Level(dBμV/m) = Antenna Factor(dB/m) + Path Loss(dB) + Read Level(dBμV) - Preamp Factor(dB)
3. Over Limit(dB) = Level(dBμV/m) – Limit Line(dBμV/m)

For Peak Limit @ 2390MHz:

1. Level(dBμV/m)

= Antenna Factor(dB/m) + Path Loss(dB) + Read Level(dBμV) - Preamp Factor(dB)

= 32.22(dB/m) + 4.58(dB) + 54.51(dBμV) – 35.86 (dB)

= 55.45 (dBμV/m)

2. Over Limit(dB)

= Level(dBμV/m) – Limit Line(dBμV/m)

= 55.45(dBμV/m) – 74(dBμV/m)

= -18.55(dB)

For Average Limit @ 2390MHz:

1. Level(dBμV/m)

= Antenna Factor(dB/m) + Path Loss(dB) + Read Level(dBμV) - Preamp Factor(dB)

= 32.22(dB/m) + 4.58(dB) + 42.6(dBμV) – 35.86 (dB)

= 43.54 (dBμV/m)

2. Over Limit(dB) = Level(dBμV/m) – Limit Line(dBμV/m)

= 43.54(dBμV/m) – 54(dBμV/m)

= -10.46(dB)

Both peak and average measured complies with the limit line, so test result is “PASS”.

Appendix C. Radiated Spurious Emission Plots

Test Engineer :	Hao Hsu, Ken Wu, and Chuan Zhu	**Temperature :**	22~25°C
		Relative Humidity :	50~55%

Note symbol

-L	**Low channel location**
-R	**High channel location**

<CDD Mode>

<SKU 1>

Band 3 - 5470~5725MHz

WIFI 802.11ac VHT20 (Band Edge @ 3m)

WIFI	Band 3 5470~5725MHz Band Edge @ 3m	
ANT	802.11ac VHT20 CH100 5500MHz	
1	Horizontal	Fundamental
Peak	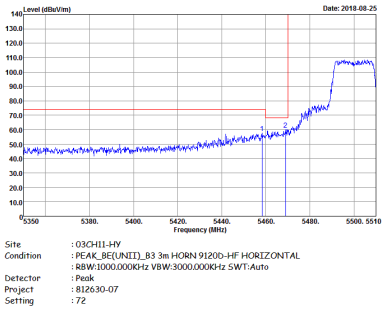	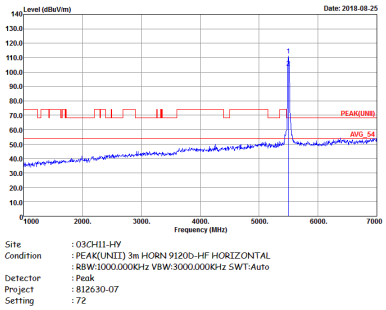
Avg.	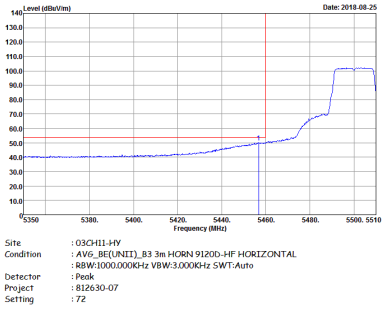	Left blank

WIFI	Band 3 5470~5725MHz Band Edge @ 3m	
ANT	802.11ac VHT20 CH100 5500MHz	
1	Vertical	Fundamental
Peak	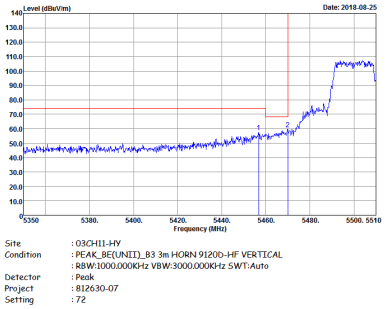	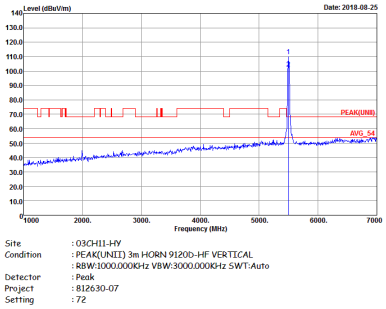
Avg.	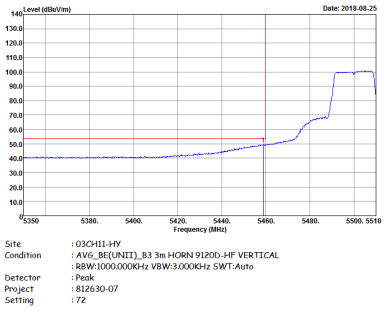	Left blank

Band 3 - 5470~5725MHz

WIFI 802.11ac VHT20 (Harmonic @ 3m)

WIFI	Band 3 5470~5725MHz Harmonic @ 3m	
ANT	802.11ac VHT20 CH100 5500MHz	
1	Horizontal	Vertical
Peak Avg.	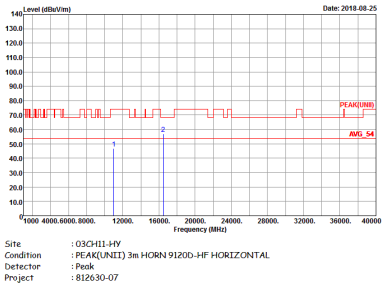 Site : 03CH11-HY Condition : PEAK(UNII) 3m HORN 9120D-HF HORIZONTAL Detector : Peak Project : 812630-07	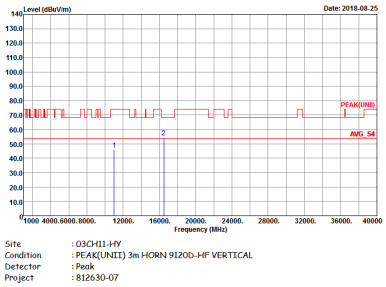 Site : 03CH11-HY Condition : PEAK(UNII) 3m HORN 9120D-HF VERTICAL Detector : Peak Project : 812630-07

Emission below 1GHz

5GHz WIFI 802.11ac VHT20 (LF)

WIFI	5GHz WIFI	
ANT	802.11ac VHT20 LF	
1	Horizontal	Vertical
QP / Peak	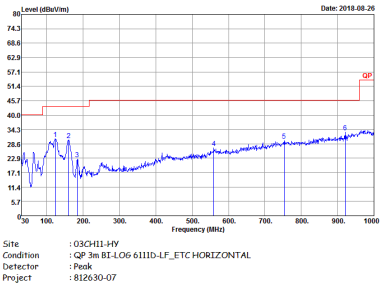	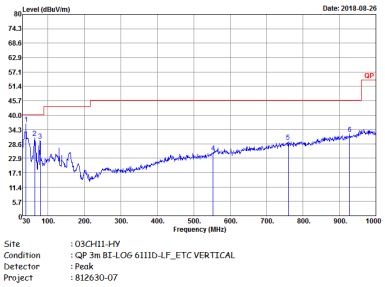

Band 1 - 5150~5250MHz

WIFI 802.11a (Band Edge @ 3m)

WIFI	Band 1 5150~5250MHz Band Edge @ 3m	
ANT	802.11a CH36 5180MHz	
1+2	Horizontal	Fundamental
Peak	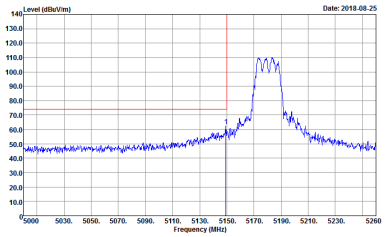 Site : 03CH11-HY Condition : PEAK_BE_74 3m HORN 9120D-HF HORIZONTAL : RBW:1000.000KHz VBW:3000.000KHz SWT:Auto Detector : Peak Project : 812630-07 Seting : 66	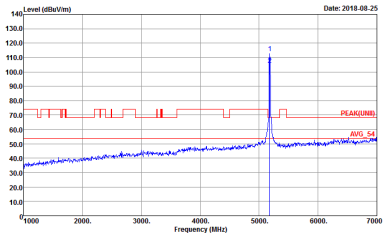 Site : 03CH11-HY Condition : PEAK(UNII) 3m HORN 9120D-HF HORIZONTAL : RBW:1000.000KHz VBW:3000.000KHz SWT:Auto Detector : Peak Project : 812630-07 Seting : 66
Avg.	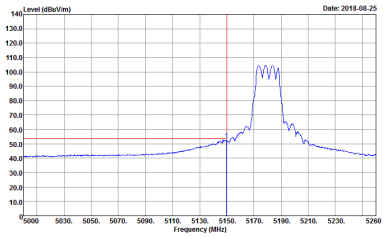 Site : 03CH11-HY Condition : AVG_BE_54 3m HORN 9120D-HF HORIZONTAL : RBW:1000.000KHz VBW:3.000KHz SWT:Auto Detector : Peak Project : 812630-07 Seting : 66	Left blank

WIFI	Band 1 5150~5250MHz Band Edge @ 3m	
ANT	802.11a CH36 5180MHz	
1+2	Vertical	Fundamental
Peak	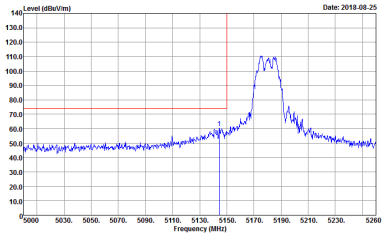 Site : 03CH11-HY Condition : PEAK_BE_74 3m HORN 9120D-HF VERTICAL : RBW:1000.000KHz VBW:3000.000KHz SWT:Auto Detector : Peak Project : 812630-07 Seting : 66	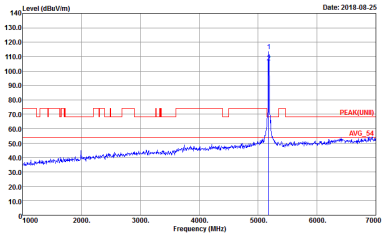 Site : 03CH11-HY Condition : PEAK(UNII) 3m HORN 9120D-HF VERTICAL : RBW:1000.000KHz VBW:3000.000KHz SWT:Auto Detector : Peak Project : 812630-07 Seting : 66
Avg.	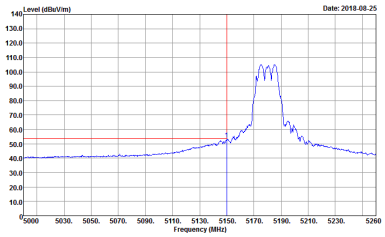 Site : 03CH11-HY Condition : AVG_BE_54 3m HORN 9120D-HF VERTICAL : RBW:1000.000KHz VBW:3.000KHz SWT:Auto Detector : Peak Project : 812630-07 Seting : 66	Left blank

Band 1 - 5150~5250MHz

WIFI 802.11a (Harmonic @ 3m)

WIFI	Band 1 5150~5250MHz Harmonic @ 3m	
ANT	802.11a CH36 5180MHz	
1+2	Horizontal	Vertical
Peak Avg.	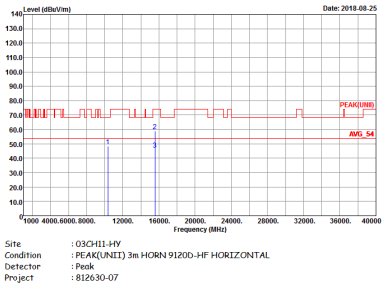 	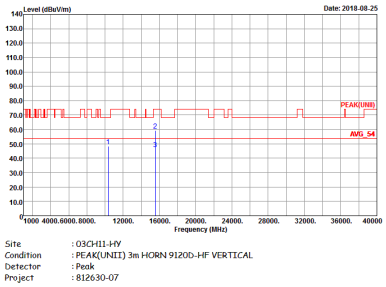

Band 2 - 5250~5350MHz

WIFI 802.11ac VHT80 (Band Edge @ 3m)

WIFI	Band 2 5250~5350MHz Band Edge @ 3m	
ANT	802.11ac VHT80 CH58 5290MHz - L	
1+2	Horizontal	Fundamental
Peak	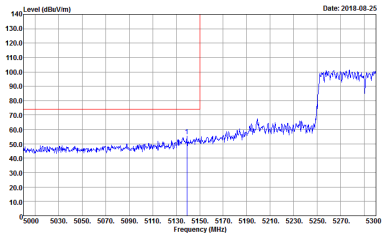 Site : 03CH11-HY Condition : PEAK_BE_74 3m HORN 9120D-HF HORIZONTAL : RBW:1000.000KHz VBW:3000.000KHz SWT:Auto Detector : Peak Project : 812630-07 Setting : 52	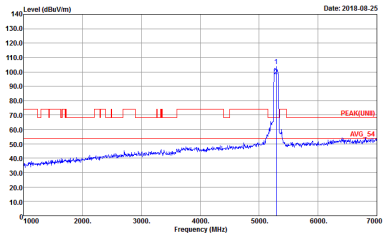 Site : 03CH11-HY Condition : PEAK(UNII) 3m HORN 9120D-HF HORIZONTAL : RBW:1000.000KHz VBW:3000.000KHz SWT:Auto Detector : Peak Project : 812630-07 Setting : 52
Avg.	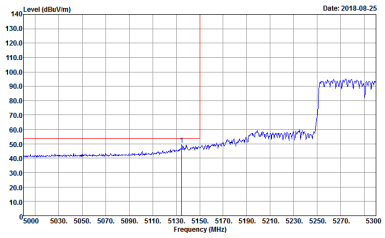 Site : 03CH11-HY Condition : AVG_BE_54 3m HORN 9120D-HF HORIZONTAL : RBW:1000.000KHz VBW:10.000KHz SWT:Auto Detector : Peak Project : 812630-07 Setting : 52	Left blank

WIFI	Band 2 5250~5350MHz Band Edge @ 3m	
ANT	802.11ac VHT80 CH58 5290MHz - R	
1+2	Horizontal	Fundamental
Peak	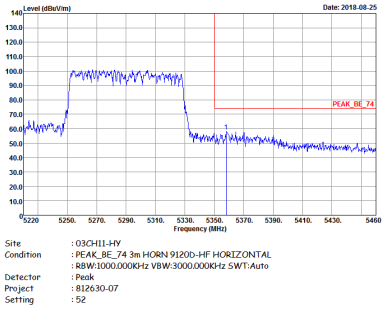	Left blank
Avg.	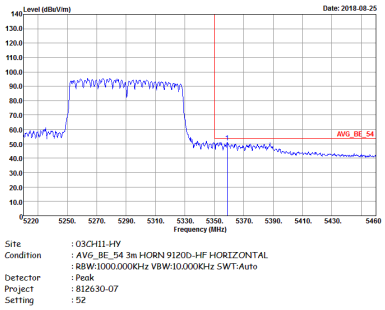	Left blank

WIFI	Band 2 5250~5350MHz Band Edge @ 3m	
ANT	802.11ac VHT80 CH58 5290MHz - L	
1+2	Vertical	Fundamental
Peak	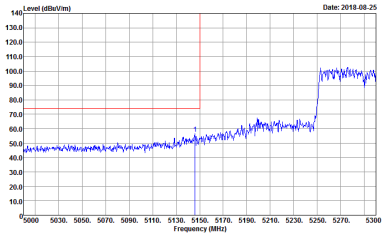 Site : 03CH11-HY Condition : PEAK_BE_74 3m HORN 9120D-HF VERTICAL : RBW:1000.000KHz VBW:3000.000KHz SWT:Auto Detector : Peak Project : 812630-07 Setting : 52	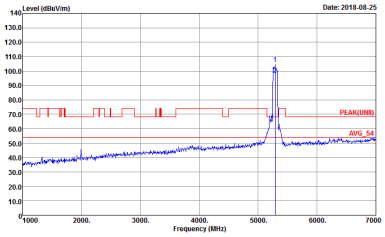 Site : 03CH11-HY Condition : PEAK(UNII) 3m HORN 9120D-HF VERTICAL : RBW:1000.000KHz VBW:3000.000KHz SWT:Auto Detector : Peak Project : 812630-07 Setting : 52
Avg.	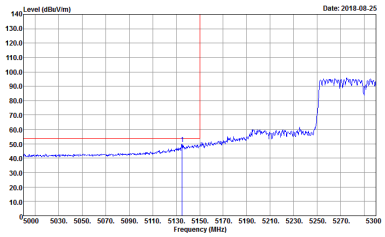 Site : 03CH11-HY Condition : AVG_BE_54 3m HORN 9120D-HF VERTICAL : RBW:1000.000KHz VBW:10.000KHz SWT:Auto Detector : Peak Project : 812630-07 Setting : 52	Left blank

WIFI	Band 2 5250~5350MHz Band Edge @ 3m	
ANT	802.11ac VHT80 CH58 5290MHz - R	
1+2	Vertical	Fundamental
Peak	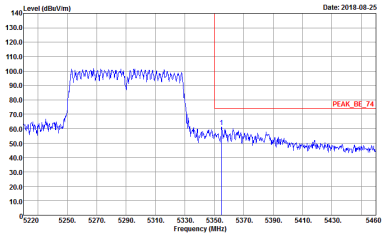 Site : 03CH11-HY Condition : PEAK_BE_74 3m HORN 9120D-HF VERTICAL : RBW:1000.000KHz VBW:3000.000KHz SWT:Auto Detector : Peak Project : 812630-07 Setting : 52	Left blank
Avg.	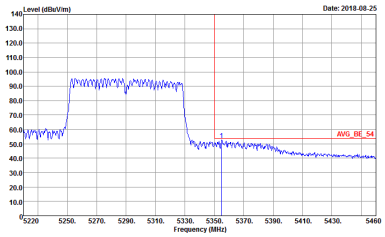 Site : 03CH11-HY Condition : AVG_BE_54 3m HORN 9120D-HF VERTICAL : RBW:1000.000KHz VBW:10.000KHz SWT:Auto Detector : Peak Project : 812630-07 Setting : 52	Left blank

Band 2 - 5250~5350MHz

WIFI 802.11ac VHT80 (Harmonic @ 3m)

WIFI	Band 2 5250~5350MHz Harmonic @ 3m	
ANT	802.11ac VHT80 CH58 5290MHz	
1+2	Horizontal	Vertical
Peak Avg.	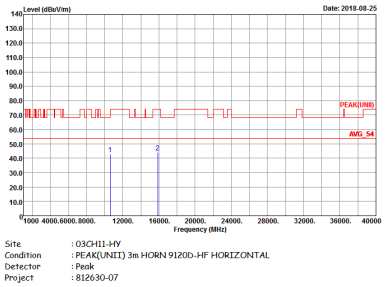	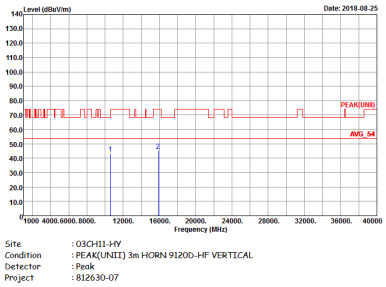

Emission below 1GHz

5GHz WIFI 802.11a (LF)

WIFI	5GHz WIFI	
ANT	802.11a LF	
1+2	Horizontal	Vertical
QP / Peak	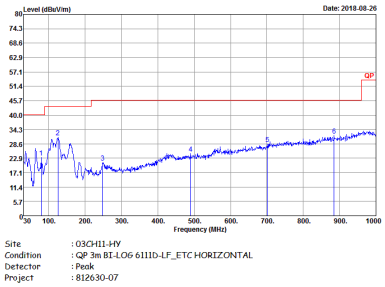	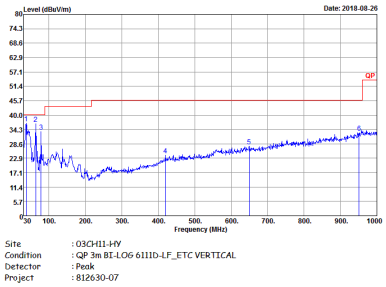

<SKU 2>

Band 3 - 5470~5725MHz

WIFI 802.11ac VHT20 (Band Edge @ 3m)

WIFI	Band 3 5470~5725MHz Band Edge @ 3m	
ANT	802.11ac VHT20 CH100 5500MHz	
1	Horizontal	Fundamental
Peak	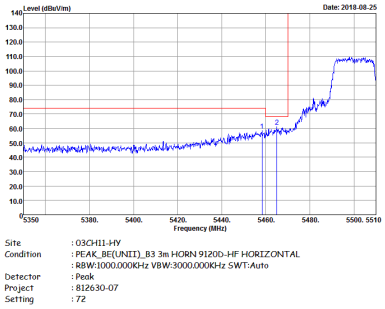	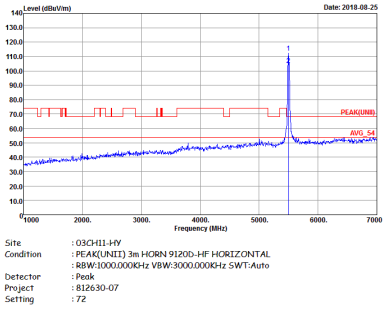
Avg.	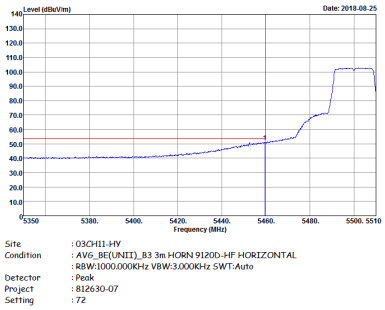	Left blank

WIFI	Band 3 5470~5725MHz Band Edge @ 3m	
ANT	802.11ac VHT20 CH100 5500MHz	
1	Vertical	Fundamental
Peak	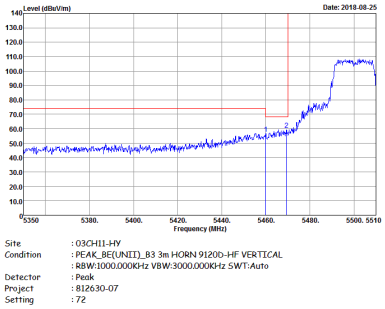	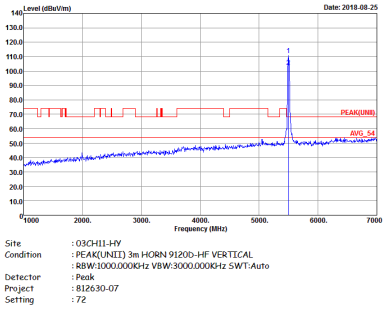
Avg.	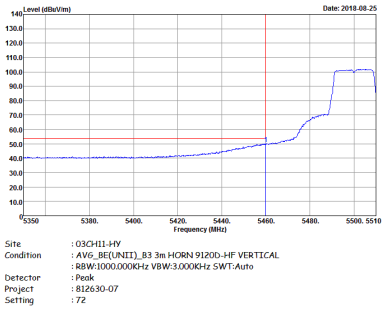	Left blank

Band 3 - 5470~5725MHz

WIFI 802.11ac VHT20 (Harmonic @ 3m)

WIFI	Band 3 5470~5725MHz Harmonic @ 3m	
ANT	802.11ac VHT20 CH100 5500MHz	
1	Horizontal	Vertical
Peak Avg.	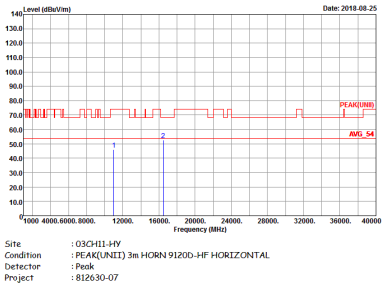 Site : 03CH11-HY Condition : PEAK(UNII) 3m HORN 9120D-HF HORIZONTAL Detector : Peak Project : 812630-07	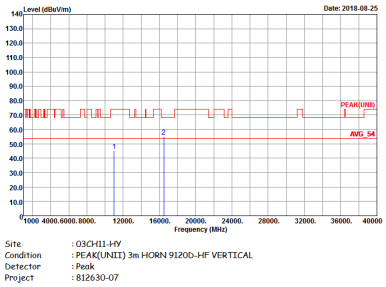 Site : 03CH11-HY Condition : PEAK(UNII) 3m HORN 9120D-HF VERTICAL Detector : Peak Project : 812630-07

Emission below 1GHz

5GHz WIFI 802.11ac VHT20 (LF)

WIFI	5GHz WIFI	
ANT	802.11ac VHT20 LF	
1	Horizontal	Vertical
QP / Peak	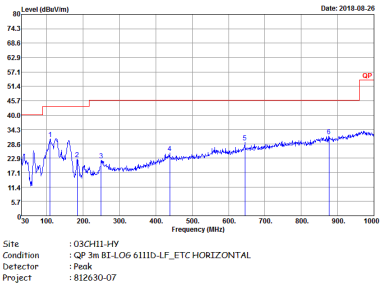	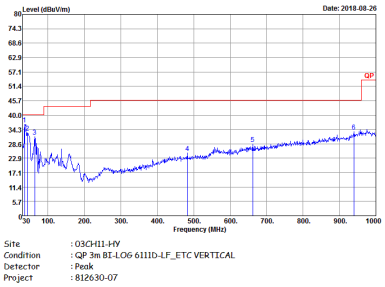

Band 1 - 5150~5250MHz

WIFI 802.11a (Band Edge @ 3m)

WIFI	Band 1 5150~5250MHz Band Edge @ 3m	
ANT	802.11a CH36 5180MHz	
1+2	Horizontal	Fundamental
Peak	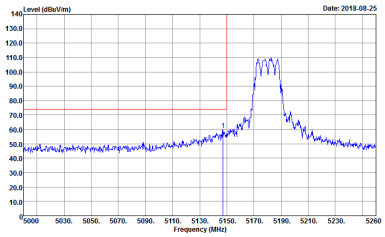 Site : 03CH11-HY Condition : PEAK_BE_74 3m HORN 9120D-HF HORIZONTAL : RBW:1000.000KHz VBW:3000.000KHz SWT:Auto Detector : Peak Project : 812630-07 Seting : 66	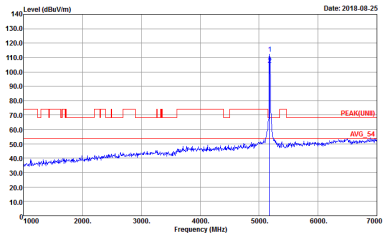 Site : 03CH11-HY Condition : PEAK(UNII) 3m HORN 9120D-HF HORIZONTAL : RBW:1000.000KHz VBW:3000.000KHz SWT:Auto Detector : Peak Project : 812630-07 Seting : 66
Avg.	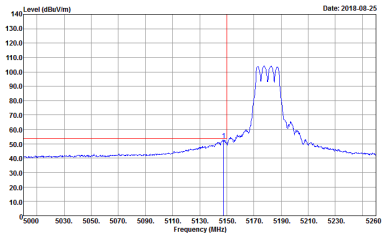 Site : 03CH11-HY Condition : AVG_BE_54 3m HORN 9120D-HF HORIZONTAL : RBW:1000.000KHz VBW:3.000KHz SWT:Auto Detector : Peak Project : 812630-07 Seting : 66	Left blank

WIFI	Band 1 5150~5250MHz Band Edge @ 3m	
ANT	802.11a CH36 5180MHz	
1+2	Vertical	Fundamental
Peak	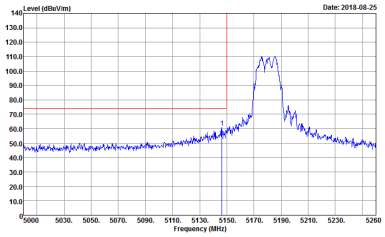 Site : 03CH11-HY Condition : PEAK_BE_74 3m HORN 9120D-HF VERTICAL : RBW:1000.000KHz VBW:3000.000KHz SWT:Auto Detector : Peak Project : 812630-07 Seting : 66	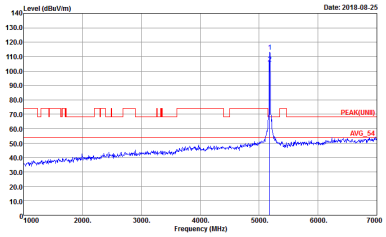 Site : 03CH11-HY Condition : PEAK(UNII) 3m HORN 9120D-HF VERTICAL : RBW:1000.000KHz VBW:3000.000KHz SWT:Auto Detector : Peak Project : 812630-07 Seting : 66
Avg.	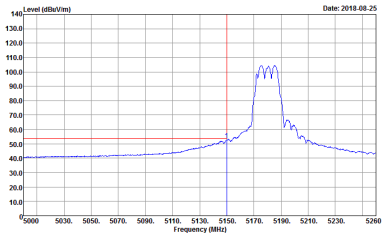 Site : 03CH11-HY Condition : AVG_BE_54 3m HORN 9120D-HF VERTICAL : RBW:1000.000KHz VBW:3.000KHz SWT:Auto Detector : Peak Project : 812630-07 Seting : 66	Left blank

Band 1 - 5150~5250MHz

WIFI 802.11a (Harmonic @ 3m)

WIFI	Band 1 5150~5250MHz Harmonic @ 3m	
ANT	802.11a CH36 5180MHz	
1+2	Horizontal	Vertical
Peak Avg.	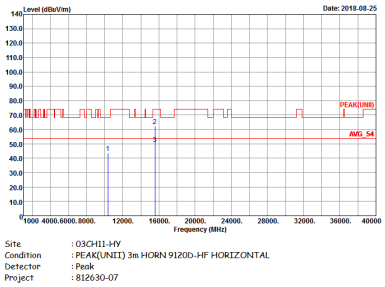 Site : 03CH11-HY Condition : PEAK(UNII) 3m HORN 9120D-HF HORIZONTAL Detector : Peak Project : 812630-07	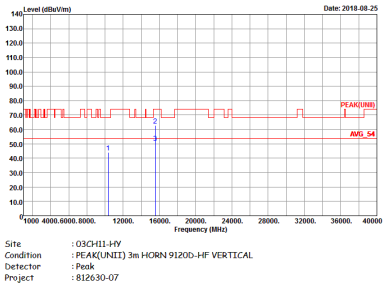 Site : 03CH11-HY Condition : PEAK(UNII) 3m HORN 9120D-HF VERTICAL Detector : Peak Project : 812630-07

Band 2 - 5250~5350MHz

WIFI 802.11ac VHT80 (Band Edge @ 3m)

WIFI	Band 2 5250~5350MHz Band Edge @ 3m	
ANT	802.11ac VHT80 CH58 5290MHz - L	
1+2	Horizontal	Fundamental
Peak	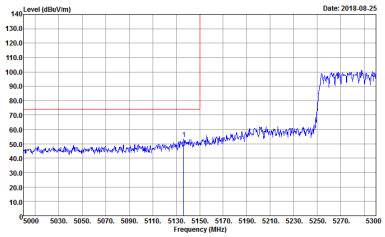 Site : 03CH11-HY Condition : PEAK_BE_74 3m HORN 9120D-HF HORIZONTAL : RBW:1000.000KHz VBW:3000.000KHz SWT:Auto Detector : Peak Project : 812630-07 Setting : 52	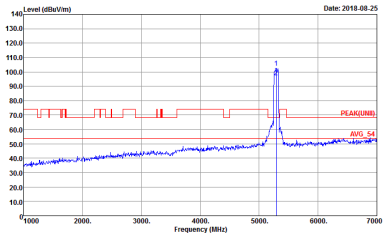 Site : 03CH11-HY Condition : PEAK(UNII) 3m HORN 9120D-HF HORIZONTAL : RBW:1000.000KHz VBW:3000.000KHz SWT:Auto Detector : Peak Project : 812630-07 Setting : 52
Avg.	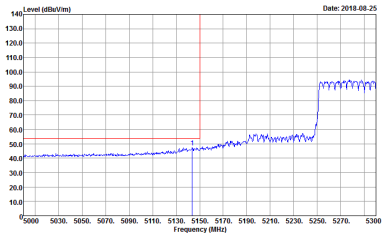 Site : 03CH11-HY Condition : AVG_BE_54 3m HORN 9120D-HF HORIZONTAL : RBW:1000.000KHz VBW:10.000KHz SWT:Auto Detector : Peak Project : 812630-07 Setting : 52	Left blank

WIFI	Band 2 5250~5350MHz Band Edge @ 3m	
ANT	802.11ac VHT80 CH58 5290MHz - R	
1+2	Horizontal	Fundamental
Peak	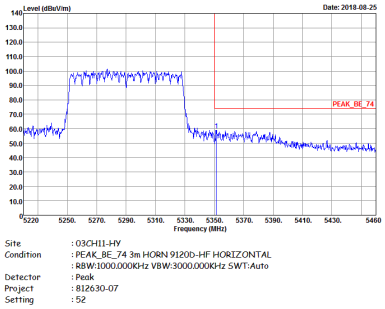	Left blank
Avg.	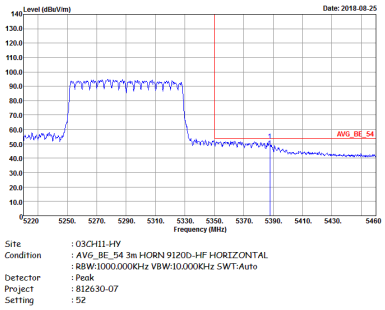	Left blank

WIFI	Band 2 5250~5350MHz Band Edge @ 3m	
ANT	802.11ac VHT80 CH58 5290MHz - L	
1+2	Vertical	Fundamental
Peak	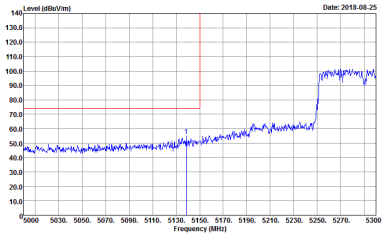 Site : 03CH11-HY Condition : PEAK_BE_74 3m HORN 9120D-HF VERTICAL : RBW:1000.000KHz VBW:3000.000KHz SWT:Auto Detector : Peak Project : 812630-07 Setting : 52	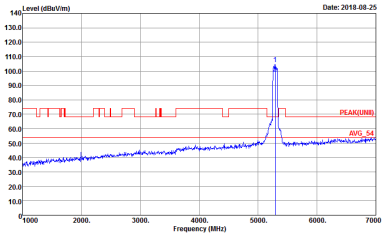 Site : 03CH11-HY Condition : PEAK(UNII) 3m HORN 9120D-HF VERTICAL : RBW:1000.000KHz VBW:3000.000KHz SWT:Auto Detector : Peak Project : 812630-07 Setting : 52
Avg.	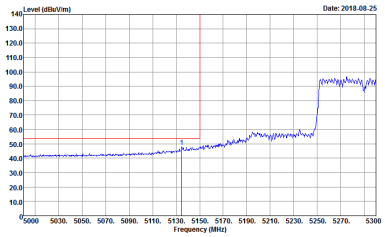 Site : 03CH11-HY Condition : AVG_BE_54 3m HORN 9120D-HF VERTICAL : RBW:1000.000KHz VBW:10.000KHz SWT:Auto Detector : Peak Project : 812630-07 Setting : 52	Left blank

WIFI	Band 2 5250~5350MHz Band Edge @ 3m	
ANT	802.11ac VHT80 CH58 5290MHz - R	
1+2	Vertical	Fundamental
Peak	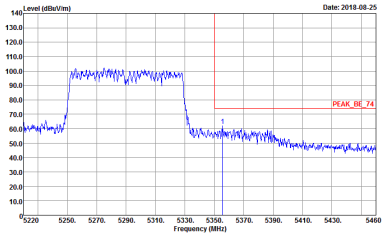 Site : 03CH11-HY Condition : PEAK_BE_74 3m HORN 9120D-HF VERTICAL : RBW:1000.000KHz VBW:3000.000KHz SWT:Auto Detector : Peak Project : 812630-07 Setting : 52	Left blank
Avg.	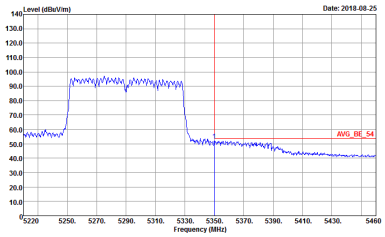 Site : 03CH11-HY Condition : AVG_BE_54 3m HORN 9120D-HF VERTICAL : RBW:1000.000KHz VBW:10.000KHz SWT:Auto Detector : Peak Project : 812630-07 Setting : 52	Left blank

Band 2 - 5250~5350MHz

WIFI 802.11ac VHT80 (Harmonic @ 3m)

WIFI	Band 2 5250~5350MHz Harmonic @ 3m	
ANT	802.11ac VHT80 CH58 5290MHz	
1+2	Horizontal	Vertical
Peak Avg.	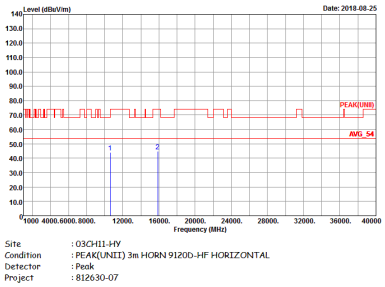	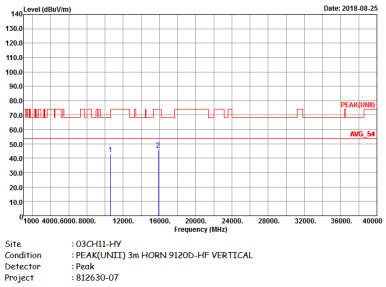

Emission below 1GHz

5GHz WIFI 802.11a (LF)

WIFI	5GHz WIFI	
ANT	802.11a LF	
1+2	Horizontal	Vertical
QP / Peak	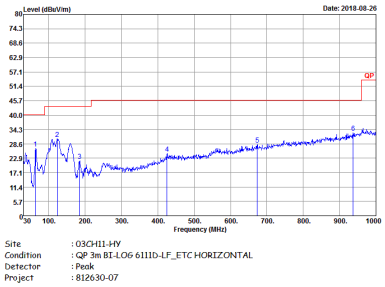	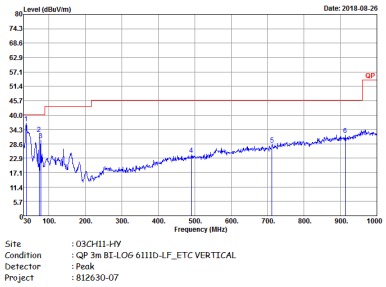

<SKU 3>

Band 1 - 5150~5250MHz

WIFI 802.11a (Band Edge @ 3m)

WIFI	Band 1 5150~5250MHz Band Edge @ 3m	
ANT	802.11a CH36 5180MHz	
1	Horizontal	Fundamental
Peak	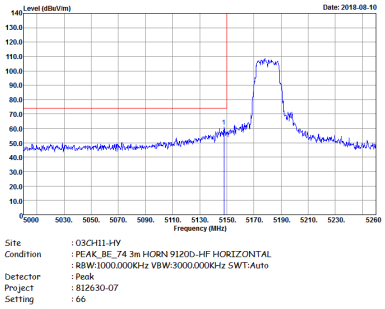 Site : 03CH11-HY Condition : PEAK_BE_74 3m HORN 9120D-HF HORIZONTAL : RBW:1000.000KHz VBW:3000.000KHz SWT:Auto Detector : Peak Project : 812630-07 Setting : 66	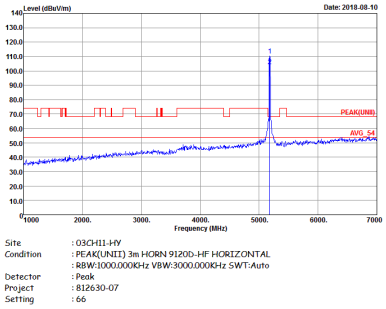 Site : 03CH11-HY Condition : PEAK(UNII) 3m HORN 9120D-HF HORIZONTAL : RBW:1000.000KHz VBW:3000.000KHz SWT:Auto Detector : Peak Project : 812630-07 Setting : 66
Avg.	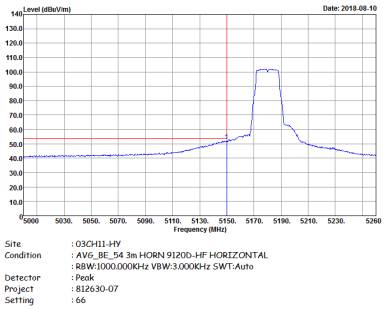 Site : 03CH11-HY Condition : AVG_BE_54 3m HORN 9120D-HF HORIZONTAL : RBW:1000.000KHz VBW:3.000KHz SWT:Auto Detector : Peak Project : 812630-07 Setting : 66	Left blank

WIFI	Band 1 5150~5250MHz Band Edge @ 3m	
ANT	802.11a CH36 5180MHz	
1	Vertical	Fundamental
Peak	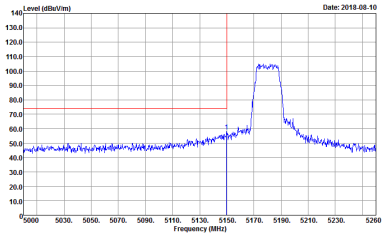 Site : 03CH11-HY Condition : PEAK_BE_74 3m HORN 9120D-HF VERTICAL : RBW:1000.000KHz VBW:3000.000KHz SWT:Auto Detector : Peak Project : 812630-07 Setting : 66	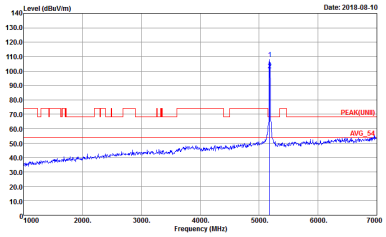 Site : 03CH11-HY Condition : PEAK(UNII) 3m HORN 9120D-HF VERTICAL : RBW:1000.000KHz VBW:3000.000KHz SWT:Auto Detector : Peak Project : 812630-07 Setting : 66
Avg.	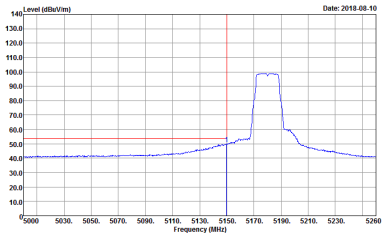 Site : 03CH11-HY Condition : AVG_BE_54 3m HORN 9120D-HF VERTICAL : RBW:1000.000KHz VBW:3.000KHz SWT:Auto Detector : Peak Project : 812630-07 Setting : 66	Left blank

WIFI	Band 1 5150~5250MHz Band Edge @ 3m	
ANT	802.11a CH44 5220MHz - L	
1	Horizontal	Fundamental
Peak	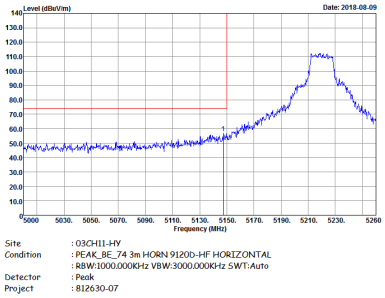	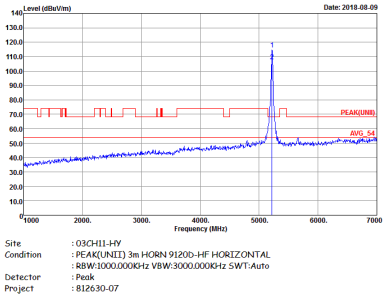
Avg.	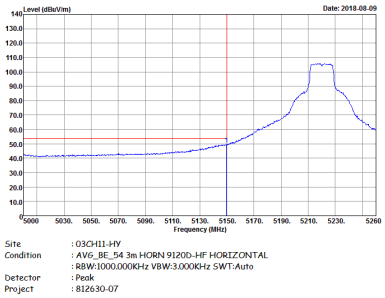	Left blank

WIFI	Band 1 5150~5250MHz Band Edge @ 3m	
ANT	802.11a CH44 5220MHz - R	
1	Horizontal	Fundamental
Peak	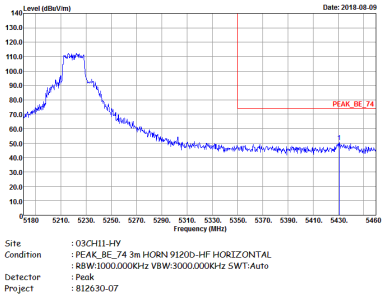	Left blank
Avg.	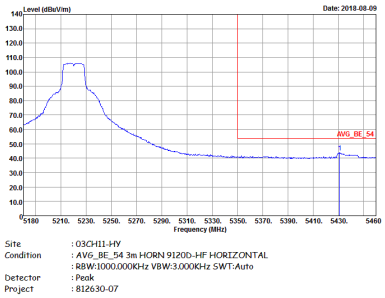	Left blank

WIFI	Band 1 5150~5250MHz Band Edge @ 3m	
ANT	802.11a CH44 5220MHz - L	
1	Vertical	Fundamental
Peak	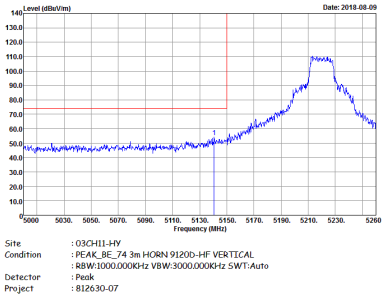	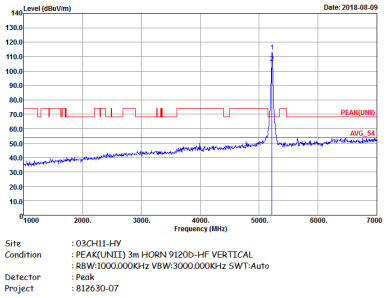
Avg.	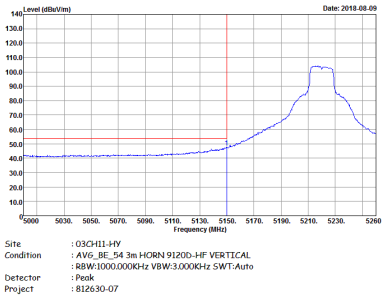	Left blank

WIFI	Band 1 5150~5250MHz Band Edge @ 3m	
ANT	802.11a CH44 5220MHz - R	
1	Vertical	Fundamental
Peak	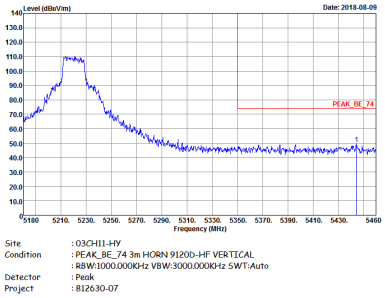	Left blank
Avg.	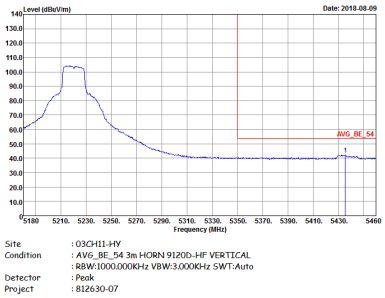	Left blank

WIFI	Band 1 5150~5250MHz Band Edge @ 3m	
ANT	802.11a CH48 5240MHz - L	
1	Horizontal	Fundamental
Peak	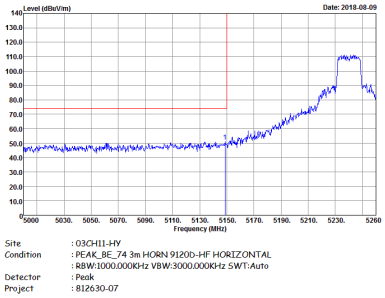	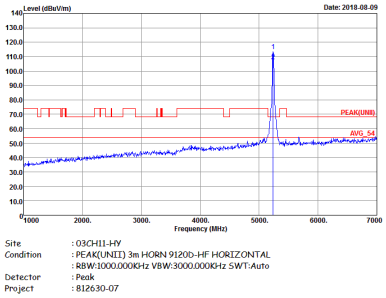
Avg.	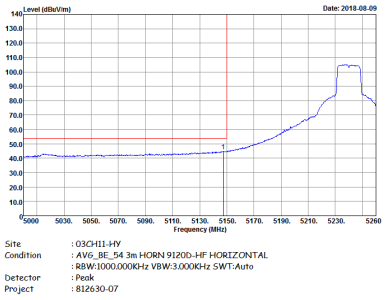	Left blank

WIFI	Band 1 5150~5250MHz Band Edge @ 3m	
ANT	802.11a CH48 5240MHz - R	
1	Horizontal	Fundamental
Peak	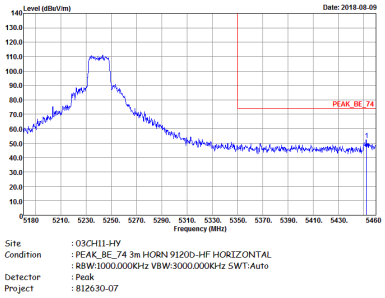	Left blank
Avg.	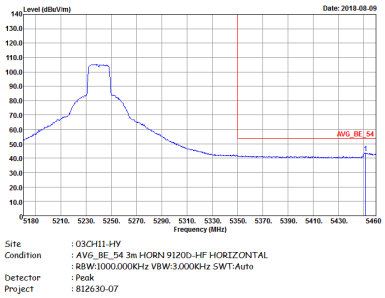	Left blank

WIFI	Band 1 5150~5250MHz Band Edge @ 3m	
ANT	802.11a CH48 5240MHz - L	
1	Vertical	Fundamental
Peak	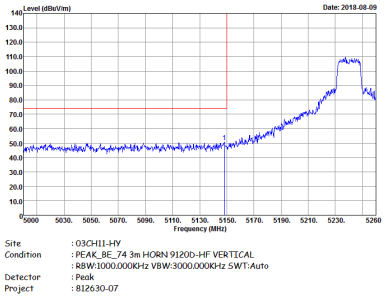	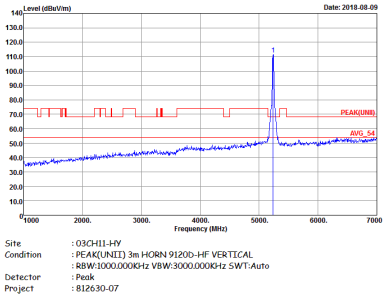
Avg.	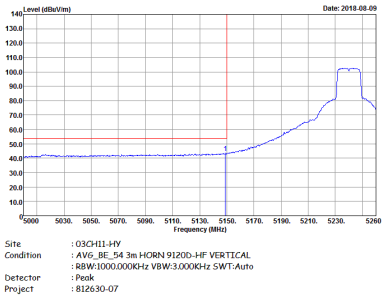	Left blank

WIFI	Band 1 5150~5250MHz Band Edge @ 3m	
ANT	802.11a CH48 5240MHz - R	
1	Vertical	Fundamental
Peak	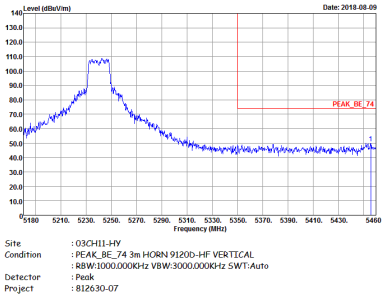	Left blank
Avg.	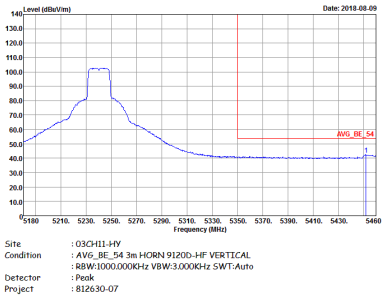	Left blank

Band 1 5150~5250MHz

WIFI 802.11ac VHT20 (Band Edge @ 3m)

WIFI	Band 1 5150~5250MHz Band Edge @ 3m	
ANT	802.11ac VHT20 CH36 5180MHz	
1	Horizontal	Fundamental
Peak	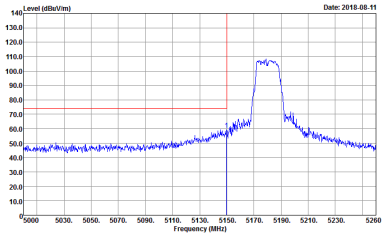 Site : 03CH11-HY Condition : PEAK_BE_74 3m HORN 9120D-HF HORIZONTAL : RBW:1000.000KHz VBW:3000.000KHz SWT:Auto Detector : Peak Project : 812630-07 Setting : 68	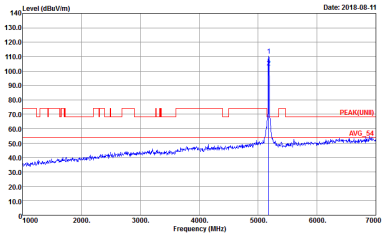 Site : 03CH11-HY Condition : PEAK(UNII) 3m HORN 9120D-HF HORIZONTAL : RBW:1000.000KHz VBW:3000.000KHz SWT:Auto Detector : Peak Project : 812630-07 Setting : 68
Avg.	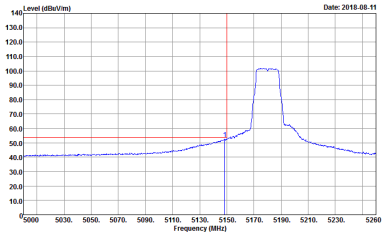 Site : 03CH11-HY Condition : AVG_BE_54 3m HORN 9120D-HF HORIZONTAL : RBW:1000.000KHz VBW:3.000KHz SWT:Auto Detector : Peak Project : 812630-07 Setting : 68	Left blank

WIFI	Band 1 5150~5250MHz Band Edge @ 3m	
ANT	802.11ac VHT20 CH36 5180MHz	
1	Vertical	Fundamental
Peak	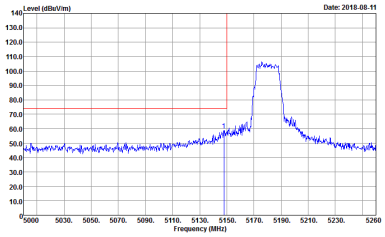 Site : 03CH11-HY Condition : PEAK_BE_74 3m HORN 9120D-HF VERTICAL : RBW:1000.000KHz VBW:3000.000KHz SWT:Auto Detector : Peak Project : 812630-07 Setting : 68	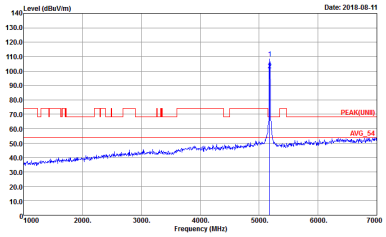 Site : 03CH11-HY Condition : PEAK(UNII) 3m HORN 9120D-HF VERTICAL : RBW:1000.000KHz VBW:3000.000KHz SWT:Auto Detector : Peak Project : 812630-07 Setting : 68
Avg.	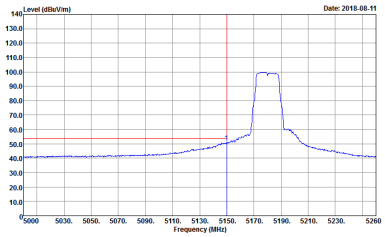 Site : 03CH11-HY Condition : AVG_BE_54 3m HORN 9120D-HF VERTICAL : RBW:1000.000KHz VBW:3.000KHz SWT:Auto Detector : Peak Project : 812630-07 Setting : 68	Left blank

WIFI	Band 1 5150~5250MHz Band Edge @ 3m	
ANT	802.11ac VHT20 CH44 5220MHz - L	
1	Horizontal	Fundamental
Peak	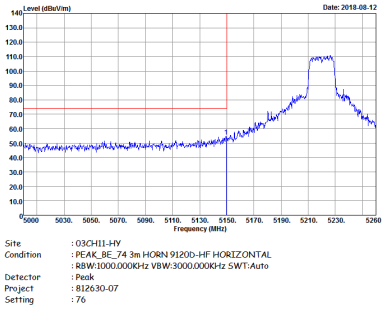	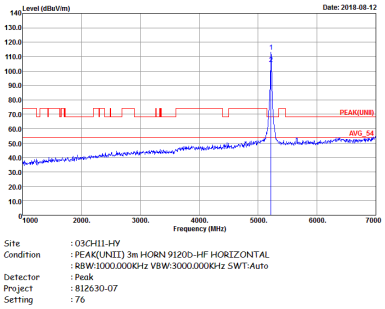
Avg.	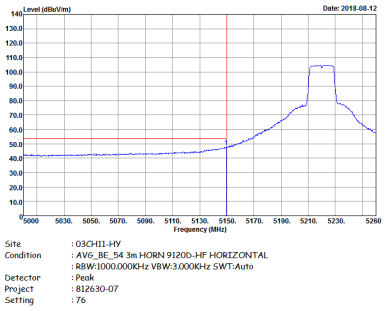	Left blank

WIFI	Band 1 5150~5250MHz Band Edge @ 3m	
ANT	802.11ac VHT20 CH44 5220MHz - R	
1	Horizontal	Fundamental
Peak	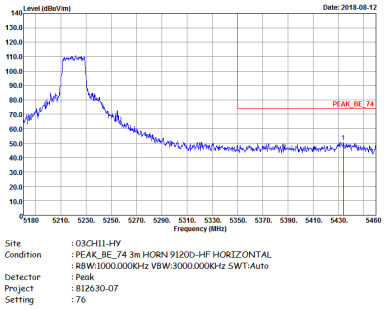	Left blank
Avg.	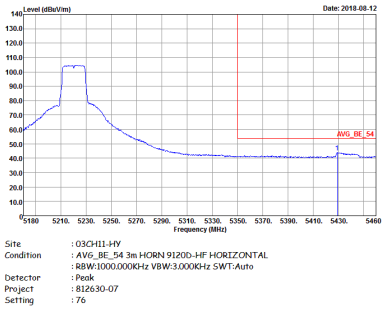	Left blank

WIFI	Band 1 5150~5250MHz Band Edge @ 3m	
ANT	802.11ac VHT20 CH44 5220MHz - L	
1	Vertical	Fundamental
Peak	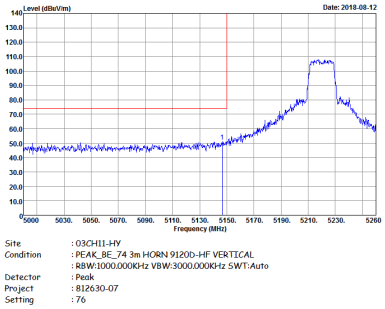	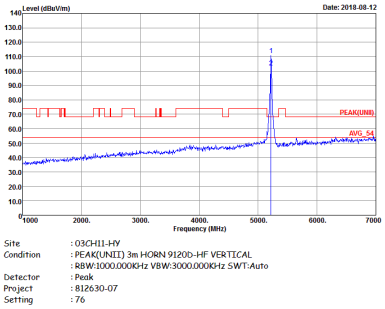
Avg.	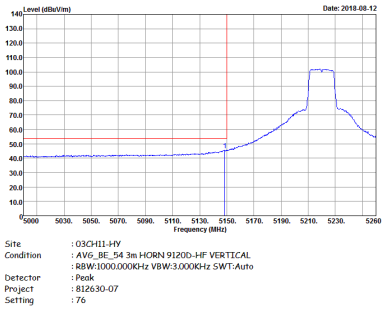	Left blank

WIFI	Band 1 5150~5250MHz Band Edge @ 3m	
ANT	802.11ac VHT20 CH44 5220MHz - R	
1	Vertical	Fundamental
Peak	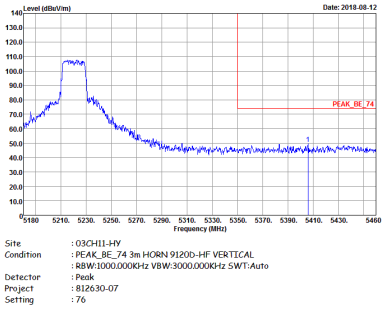	Left blank
Avg.	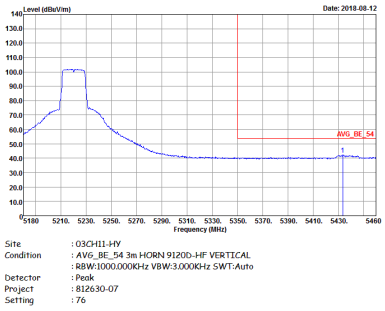	Left blank

WIFI	Band 1 5150~5250MHz Band Edge @ 3m	
ANT	802.11ac VHT20 CH48 5240MHz - L	
1	Horizontal	Fundamental
Peak	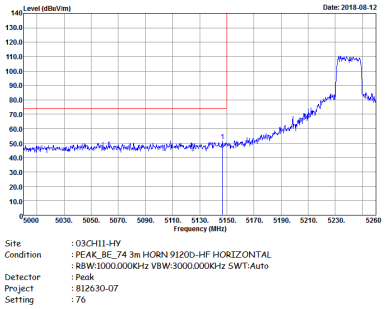	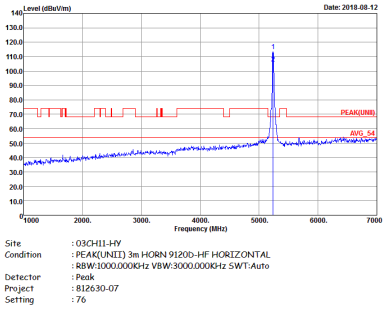
Avg.	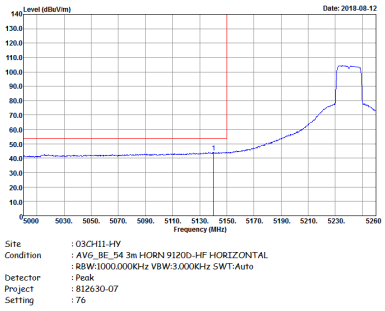	Left blank

WIFI	Band 1 5150~5250MHz Band Edge @ 3m	
ANT	802.11ac VHT20 CH48 5240MHz - R	
1	Horizontal	Fundamental
Peak	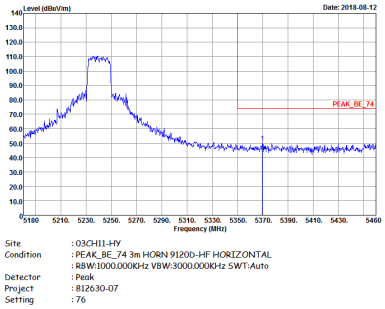	Left blank
Avg.	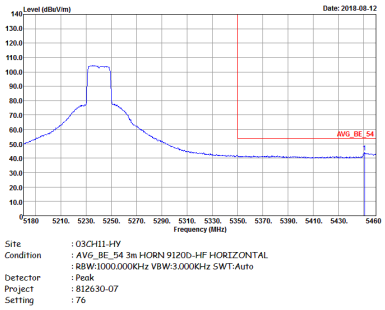	Left blank

WIFI	Band 1 5150~5250MHz Band Edge @ 3m	
ANT	802.11ac VHT20 CH48 5240MHz - L	
1	Vertical	Fundamental
Peak	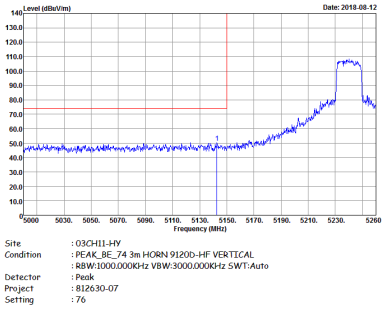	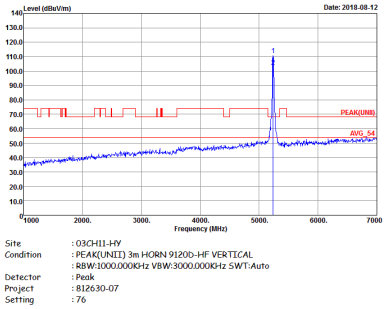
Avg.	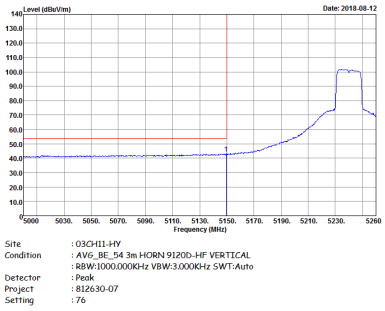	Left blank

WIFI	Band 1 5150~5250MHz Band Edge @ 3m	
ANT	802.11ac VHT20 CH48 5240MHz - R	
1	Vertical	Fundamental
Peak	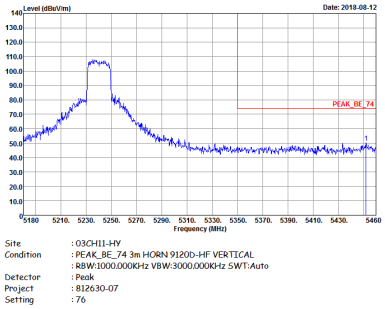	Left blank
Avg.	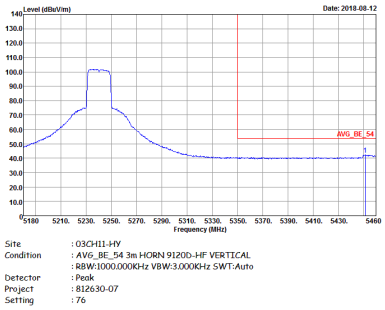	Left blank

Band 1 5150~5250MHz

WIFI 802.11ac VHT40 (Band Edge @ 3m)

WIFI	Band 1 5150~5250MHz Band Edge @ 3m	
ANT	802.11ac VHT40 CH38 5190MHz - L	
1	Horizontal	Fundamental
Peak	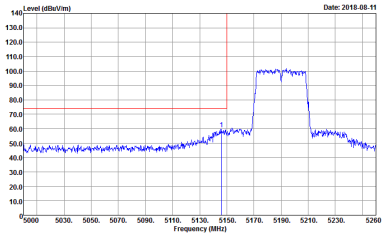 Site : 03CH11-HY Condition : PEAK_BE_74 3m HORN 9120D-HF HORIZONTAL : RBW:1000.000KHz VBW:3000.000KHz SWT:Auto Detector : Peak Project : 812630-07 Setting : 52	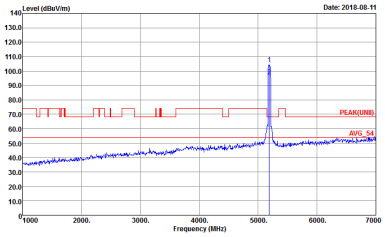 Site : 03CH11-HY Condition : PEAK(UNII) 3m HORN 9120D-HF HORIZONTAL : RBW:1000.000KHz VBW:3000.000KHz SWT:Auto Detector : Peak Project : 812630-07 Setting : 52
Avg.	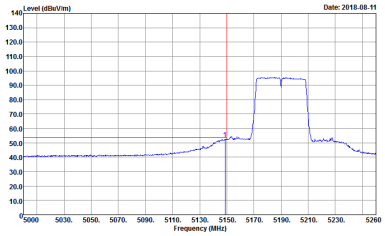 Site : 03CH11-HY Condition : AVG_BE_54 3m HORN 9120D-HF HORIZONTAL : RBW:1000.000KHz VBW:3.000KHz SWT:Auto Detector : Peak Project : 812630-07 Setting : 52	Left blank

WIFI	Band 1 5150~5250MHz Band Edge @ 3m	
ANT	802.11ac VHT40 CH38 5190MHz - R	
1	Horizontal	Fundamental
Peak	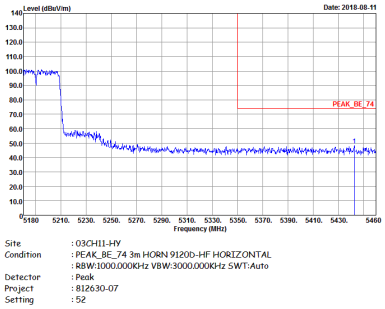	Left blank
Avg.	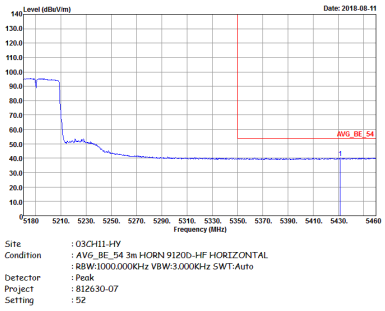	Left blank

WIFI	Band 1 5150~5250MHz Band Edge @ 3m	
ANT	802.11ac VHT40 CH38 5190MHz - L	
1	Vertical	Fundamental
Peak	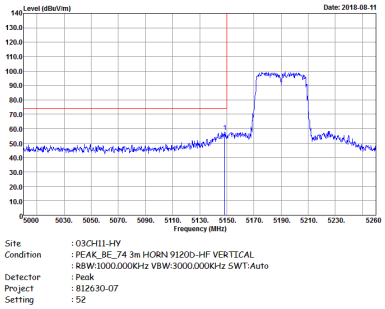	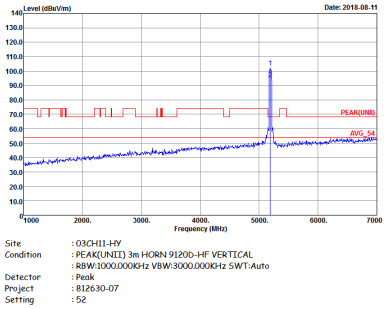
Avg.	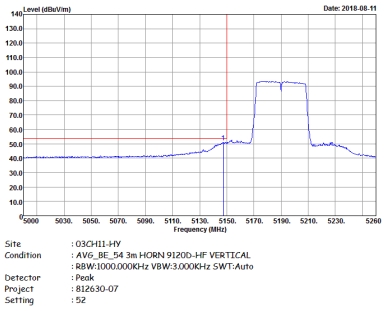	Left blank

WIFI	Band 1 5150~5250MHz Band Edge @ 3m	
ANT	802.11ac VHT40 CH38 5190MHz - R	
1	Vertical	Fundamental
Peak	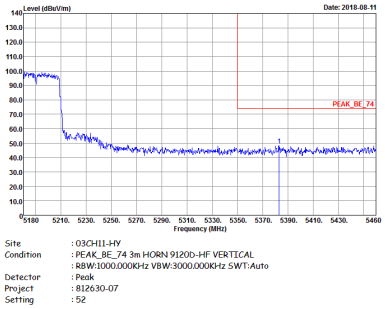	Left blank
Avg.	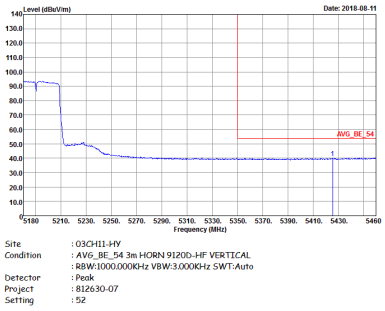	Left blank

WIFI	Band 1 5150~5250MHz Band Edge @ 3m	
ANT	802.11ac VHT40 CH46 5230MHz - L	
1	Horizontal	Fundamental
Peak	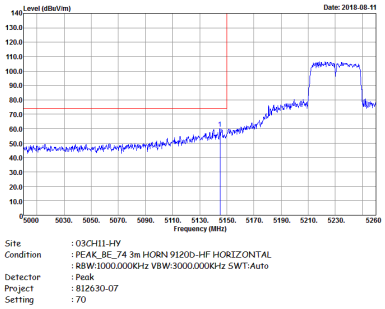	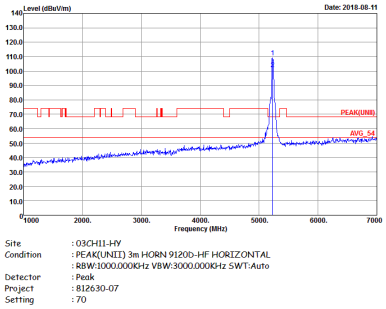
Avg.	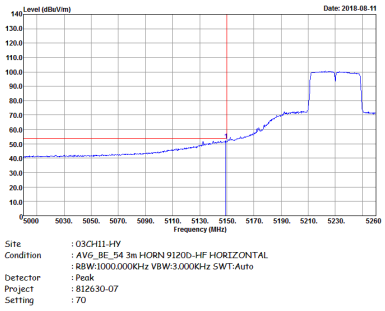	Left blank

WIFI	Band 1 5150~5250MHz Band Edge @ 3m	
ANT	802.11ac VHT40 CH46 5230MHz - R	
1	Horizontal	Fundamental
Peak	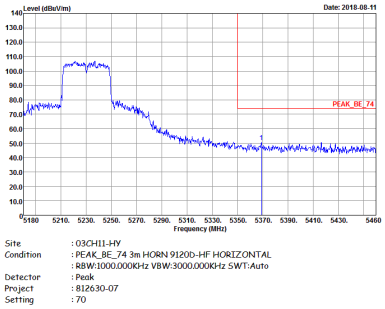	Left blank
Avg.	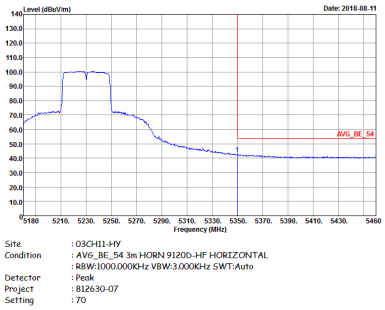	Left blank

WIFI	Band 1 5150~5250MHz Band Edge @ 3m	
ANT	802.11ac VHT40 CH46 5230MHz - L	
1	Vertical	Fundamental
Peak	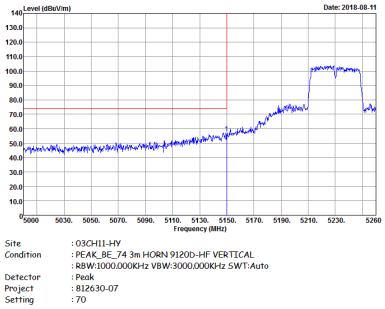	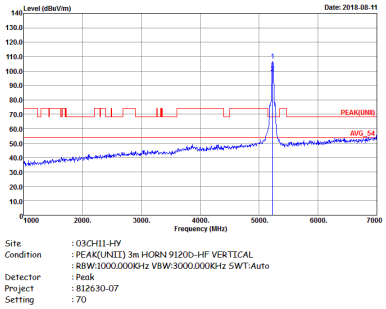
Avg.	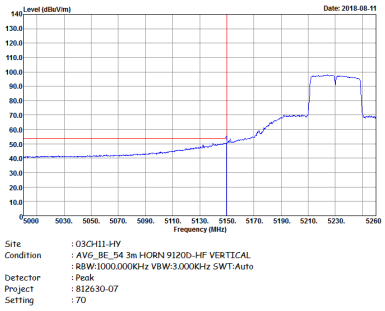	Left blank

WIFI	Band 1 5150~5250MHz Band Edge @ 3m	
ANT	802.11ac VHT40 CH46 5230MHz - R	
1	Vertical	Fundamental
Peak	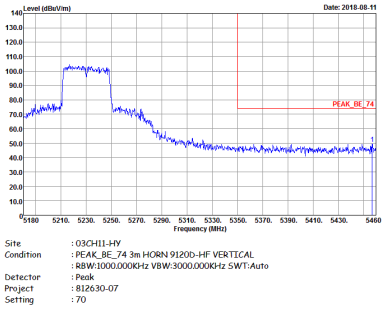	Left blank
Avg.	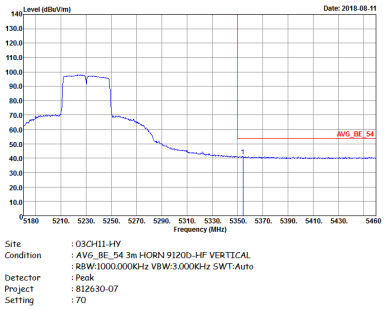	Left blank

Band 1 5150~5250MHz

WIFI 802.11ac VHT80 (Band Edge @ 3m)

WIFI	Band 1 5150~5250MHz Band Edge @ 3m	
ANT	802.11ac VHT80 CH42 5210MHz - L	
1	Horizontal	Fundamental
Peak	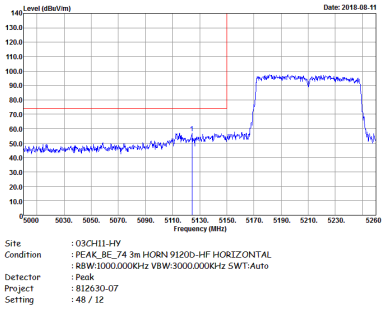	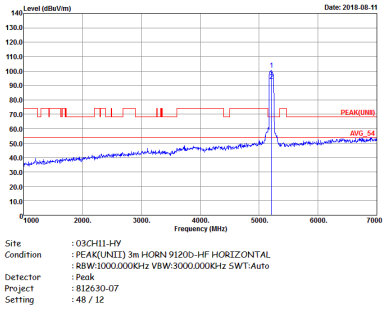
Avg.	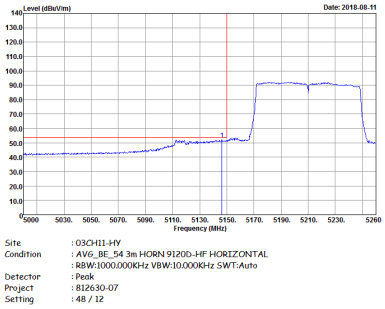	Left blank

WIFI	Band 1 5150~5250MHz Band Edge @ 3m	
ANT	802.11ac VHT80 CH42 5210MHz - R	
1	Horizontal	Fundamental
Peak	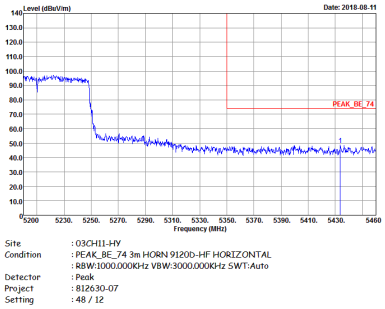	Left blank
Avg.	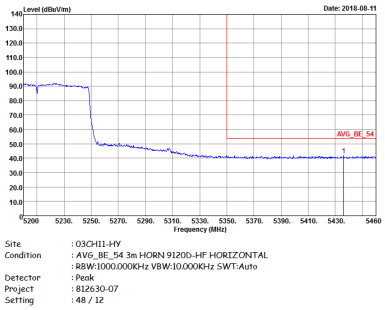	Left blank

WIFI	Band 1 5150~5250MHz Band Edge @ 3m	
ANT	802.11ac VHT80 CH42 5210MHz - L	
1	Vertical	Fundamental
Peak	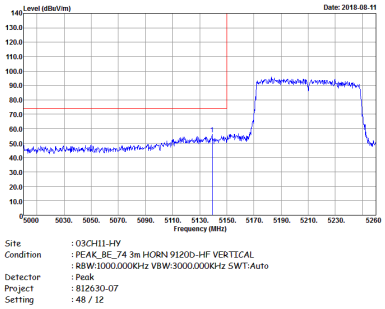	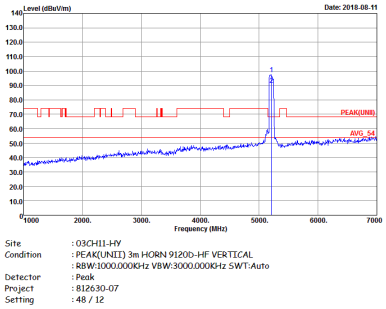
Avg.	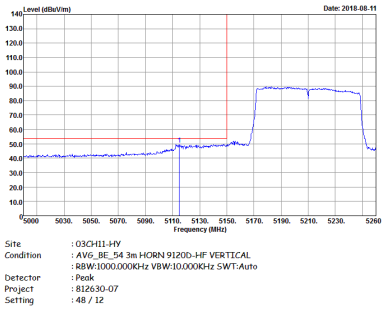	Left blank

WIFI	Band 1 5150~5250MHz Band Edge @ 3m	
ANT	802.11ac VHT80 CH42 5210MHz - R	
1	Vertical	Fundamental
Peak	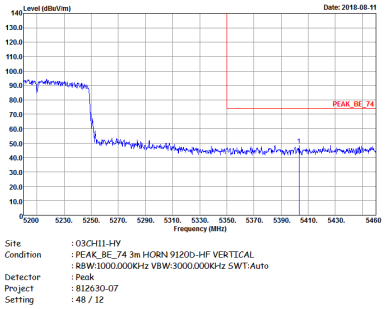	Left blank
Avg.	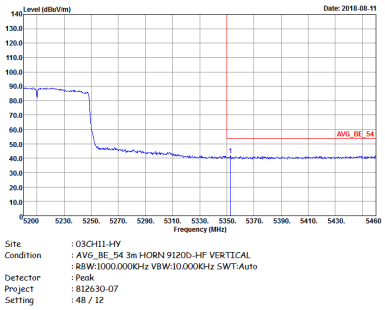	Left blank

Band 1 - 5150~5250MHz

WIFI 802.11a (Harmonic @ 3m)

WIFI	Band 1 5150~5250MHz Harmonic @ 3m	
ANT	802.11a CH36 5180MHz	
1	Horizontal	Vertical
Peak Avg.	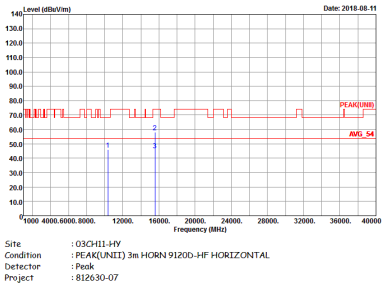 Site : 03CH11-HY Condition : PEAK(UNII) 3m HORN 9120D-HF HORIZONTAL Detector : Peak Project : 812630-07	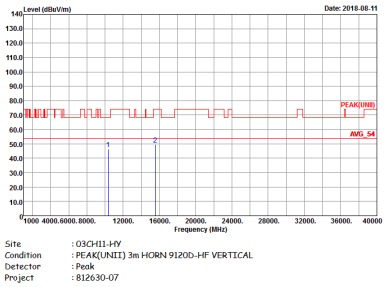 Site : 03CH11-HY Condition : PEAK(UNII) 3m HORN 9120D-HF VERTICAL Detector : Peak Project : 812630-07

WIFI	Band 1 5150~5250MHz Harmonic @ 3m	
ANT	802.11a CH44 5220MHz	
1	Horizontal	Vertical
Peak Avg.	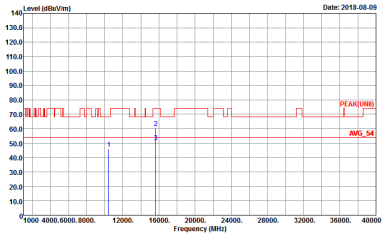 Site : 03CH11-HY Condition : PEAK(UNII) 3m HORN 9120D-HF HORIZONTAL Detector : Peak Project : 812630-07	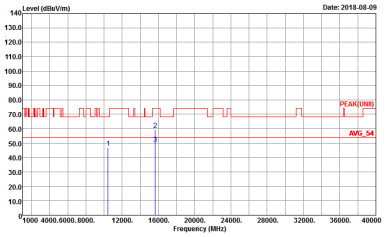 Site : 03CH11-HY Condition : PEAK(UNII) 3m HORN 9120D-HF VERTICAL Detector : Peak Project : 812630-07

WIFI	Band 1 5150~5250MHz Harmonic @ 3m	
ANT	802.11a CH48 5240MHz	
1	Horizontal	Vertical
Peak Avg.	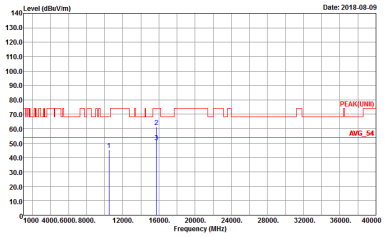 Site : 03CH11-HY Condition : PEAK(UNII) 3m HORN 9120D-HF HORIZONTAL Detector : Peak Project : 812630-07 Settin : 80 / 20	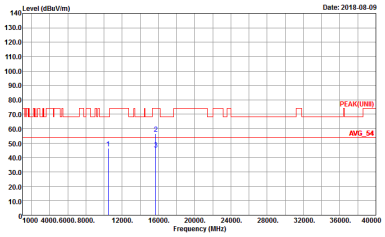 Site : 03CH11-HY Condition : PEAK(UNII) 3m HORN 9120D-HF VERTICAL Detector : Peak Project : 812630-07 Settin : 80 / 20

Band 1 5150~5250MHz

WIFI 802.11ac VHT20 (Harmonic @ 3m)

WIFI	Band 1 5150~5250MHz Harmonic @ 3m	
ANT	802.11ac VHT20 CH36 5180MHz	
1	Horizontal	Vertical
Peak Avg.	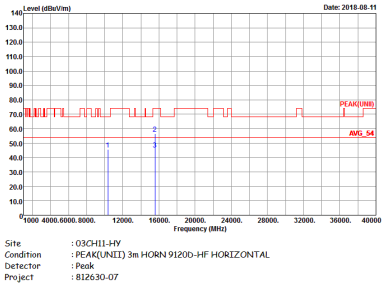	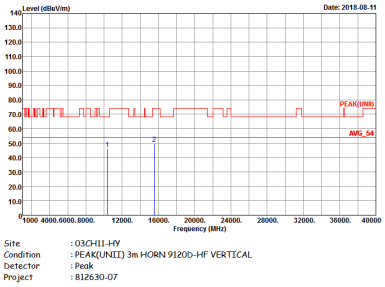

WIFI	Band 1 5150~5250MHz Harmonic @ 3m	
ANT	802.11ac VHT20 CH44 5220MHz	
1	Horizontal	Vertical
Peak Avg.	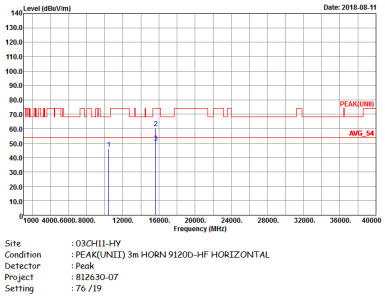 Site : 03CH11-HY Condition : PEAK(UNII) 3m HORN 9120D-HF HORIZONTAL Detector : Peak Project : 812630-07 Setting : 76 /19	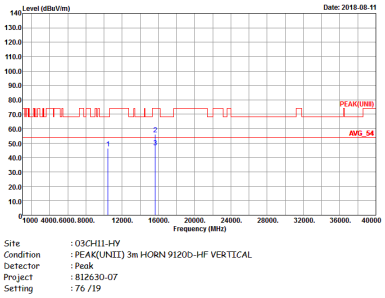 Site : 03CH11-HY Condition : PEAK(UNII) 3m HORN 9120D-HF VERTICAL Detector : Peak Project : 812630-07 Setting : 76 /19

WIFI	Band 1 5150~5250MHz Harmonic @ 3m	
ANT	802.11ac VHT20 CH48 5240MHz	
1	Horizontal	Vertical
Peak Avg.	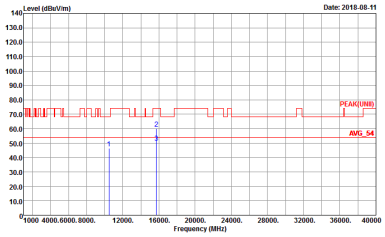 Site : 03CH11-HY Condition : PEAK(UNII) 3m HORN 9120D-HF HORIZONTAL Detector : Peak Project : 812630-07 Setting : 76 /19	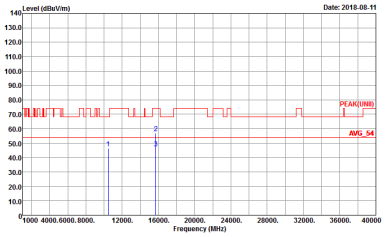 Site : 03CH11-HY Condition : PEAK(UNII) 3m HORN 9120D-HF VERTICAL Detector : Peak Project : 812630-07 Setting : 76 /19

Band 1 5150~5250MHz

WIFI 802.11ac VHT40 (Harmonic @ 3m)
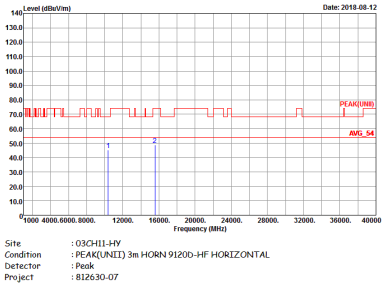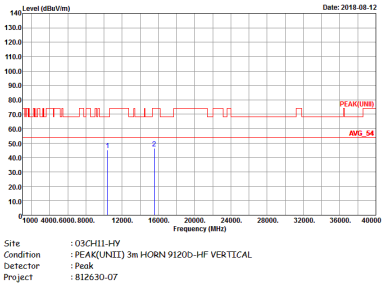
WIFI	Band 1 5150~5250MHz Harmonic @ 3m	
ANT	802.11ac VHT40 CH38 5190MHz	
1	Horizontal	Vertical
Peak Avg.