FCC RF Test Report

APPLICANT	:	Zebra Technologies Corporation
EQUIPMENT	:	Mobile Computer
BRAND NAME	:	Zebra
MODEL NAME	:	MC330K
FCC ID	:	UZ7MC330K
STANDARD	:	FCC Part 15 Subpart E §15.407
CLASSIFICATION	:	(NII) Unlicensed National Information Infrastructure

The product was received on Sep. 01, 2017 and testing was completed on Oct. 18, 2017. We, SPORTON INTERNATIONAL INC., would like to declare that the tested sample has been evaluated in accordance with the test procedures and has been in compliance with the applicable technical standards.

The test results in this report apply exclusively to the tested model / sample. Without written approval of SPORTON INTERNATIONAL INC., the test report shall not be reproduced except in full.

Reviewed by: Joseph Lin / Supervisor

Approved by: Jones Tsai / Manager

Testing Laboratory
1190

TABLE OF CONTENTS

REVISION HISTORY **3**
SUMMARY OF TEST RESULT **4**
1 GENERAL DESCRIPTION **5**
1.1 Applicant 5
1.2 Manufacturer 5
1.3 Product Feature of Equipment Under Test 5
1.4 Product Specification of Equipment Under Test 7
1.5 Modification of EUT 9
1.6 Testing Location 10
1.7 Applicable Standards 10
2 TEST CONFIGURATION OF EQUIPMENT UNDER TEST **11**
2.1 Carrier Frequency and Channel 11
2.2 Test Mode 13
2.3 Connection Diagram of Test System 26
2.4 Support Unit used in test configuration and system 27
2.5 EUT Operation Test Setup 28
2.6 Measurement Results Explanation Example 28
3 TEST RESULT **29**
3.1 26dB & 99% Occupied Bandwidth Measurement 29
3.2 Maximum Conducted Output Power Measurement 37
3.3 Power Spectral Density Measurement 48
3.4 Unwanted Emissions Measurement 57
3.5 AC Conducted Emission Measurement 63
3.6 Frequency Stability Measurement 65
3.7 Automatically Discontinue Transmission 67
3.8 Antenna Requirements 68
4 LIST OF MEASURING EQUIPMENT **70**
5 UNCERTAINTY OF EVALUATION **72**
APPENDIX A. AC CONDUCTED EMISSION TEST RESULT
APPENDIX B. RADIATED SPURIOUS EMISSION
APPENDIX C. RADIATED SPURIOUS EMISSION PLOTS
APPENDIX D. DUTY CYCLE PLOTS
APPENDIX E. SETUP PHOTOGRAPHS

REVISION HISTORY

REPORT NO.	VERSION	DESCRIPTION	ISSUED DATE
FR790120E	Rev. 01	Initial issue of report	Nov. 02, 2017

SUMMARY OF TEST RESULT

Report Section	FCC Rule	Description	Limit	Result	Remark
3.1	2.1049 15.403(i)	26dB & 99% Bandwidth	-	Pass	-
3.2	15.407(a)	Maximum Conducted Output Power	≤ 24 dBm (depend on band)	Pass	-
3.3	15.407(a)	Power Spectral Density	≤ 11 dBm (depend on band)	Pass	-
3.4	15.407(b)	Unwanted Emissions	≤ -17, -27 dBm (depend on band)&15.209(a)	Pass	Under limit 1.01 dB at 5459.920 MHz
3.5	15.207	AC Conducted Emission	15.207(a)	Pass	Under limit 8.00 dB at 13.558 MHz
3.6	15.407(g)	Frequency Stability	Within Operation Band	Pass	-
3.7	15.407(c)	Automatically Discontinue Transmission	Discontinue Transmission	Pass	-
3.8	15.203 & 15.407(a)	Antenna Requirement	N/A	Pass	-

1 General Description

1.1 Applicant

Zebra Technologies Corporation
1 Zebra Plaza, Holtsville, NY 11742

1.2 Manufacturer

Zebra Technologies Corporation
1 Zebra Plaza, Holtsville, NY 11742

1.3 Product Feature of Equipment Under Test

Product Feature	
Equipment	Mobile Computer
Brand Name	Zebra
Model Name	MC330K
FCC ID	UZ7MC330K
EUT supports Radios application	NFC WLAN 11a/b/g/n HT20/HT40 WLAN 11ac VHT20/VHT40/VHT80 Bluetooth BR/EDR/LE
HW Version	EV1b
SW Version	Android Version 7.1.2
FW Version	W10: Aug 4 2017 12:57:11 version 7.35.205.8 (r) FWID 01-895bc792
Fusion Version	Fusion_BA_2.10.0.0.007_N-0809201717-N
MFD	30AUG17
EUT Stage	Engineering Sample

Remark:

1. The above EUT's information was declared by manufacturer. Please refer to the specifications or user's manual for more detailed description.
2. AC Conducted Emission tests are performed on SKU 5, and Radiated Spurious Emission tests are performed on SKU 7.

<SKU list>

Premium+					
SKU	Type-scanner	camera	Audio Jack	NFC	Speaker
1	GUN-SE4850	X	X	V	V
2	GUN-SE4750	X	X	V	V
3	GUN-SE965	X	X	V	V
4	Brick-SE4850	V	V	V	V
5	Brick-SE4750	V	V	V	V
6	Brick-SE965	V	V	V	V
7	Rotate	V	V	V	V

Premium					
SKU	Type-scanner	camera	Audio Jack	NFC	Speaker
8	Brick-SE4850	X	V	V	V
9	Brick-SE4750	X	V	V	V
10	Brick-SE965	X	V	V	V
11	Rotate	X	V	V	V

Specification of Accessories				
Sentry 1X Battery	**Brand Name**	Zebra	**Part Number**	BT-000338-01
Sentry 2X Battery	**Brand Name**	Zebra	**Part Number**	BT-000337-01
MC32 1X Battery	**Brand Name**	Symbol	**Part Number**	82-000011-01
MC32 2X Battery	**Brand Name**	Symbol	**Part Number**	82-000012-02
Wall wart power supply(18W)	**Brand Name**	Zebra	**Part Number**	PWR-WUA5V12W0US
Charge Cable for Wall wart power supply	**Brand Name**	Zebra	**Part Number**	PWRS-14000-249R
HS2100 Earphone	**Brand Name**	Symbol	**Part Number**	HS2100-OTH
Quick Disconnect cable for HS2100 Headset	**Brand Name**	Symbol	**Part Number**	CBL-HS2100-QDC1-01
RCH51 Earphone	**Brand Name**	Symbol	**Part Number**	RCH51
Cable for RCH51 earphone	**Brand Name**	Symbol	**Part Number**	25-124411-02R
U cable	**Brand Name**	Symbol	**Part Number**	CBL-MC33-USBCHG-01
Gun Holster MC3000	**Brand Name**	Symbol	**Model Name**	SG-MC3021212-01R
Holster MC30XX	**Brand Name**	Symbol	**Model Name**	11-69293-01R

1.4 Product Specification of Equipment Under Test

Standards-related Product Specification	
Tx/Rx Frequency Range	5180 MHz ~ 5240 MHz 5260 MHz ~ 5320 MHz 5500 MHz ~ 5720 MHz
Maximum Output Power to Antenna <CDD Modes>	**<5180 MHz ~ 5240 MHz>** **<Ant. 1>** 802.11a : 17.39 dBm / 0.0548 W 802.11n HT20 : 17.33 dBm / 0.0541 W 802.11n HT40 : 16.14 dBm / 0.0411 W 802.11ac VHT20: 17.38 dBm / 0.0547 W 802.11ac VHT40: 16.18 dBm / 0.0415 W 802.11ac VHT80: 8.40 dBm / 0.0069 W **<Ant. 2>** 802.11a : 17.17 dBm / 0.0521 W 802.11n HT20 : 17.24 dBm / 0.0530 W 802.11n HT40 : 16.03 dBm / 0.0401 W 802.11ac VHT20: 17.36 dBm / 0.0545 W 802.11ac VHT40: 15.92 dBm / 0.0391 W 802.11ac VHT80: 8.40 dBm / 0.0069 W **MIMO <Ant. 1 + 2>** 802.11a : 18.49 dBm / 0.0706 W 802.11n HT20 : 18.20 dBm / 0.0661 W 802.11n HT40 : 17.14 dBm / 0.0518 W 802.11ac VHT20: 18.31 dBm / 0.0678 W 802.11ac VHT40: 17.24 dBm / 0.0530 W 802.11ac VHT80: 9.49 dBm / 0.0089 W **<5260 MHz ~ 5320 MHz>** **<Ant. 1>** 802.11a : 17.47 dBm / 0.0558 W 802.11n HT20 : 17.41 dBm / 0.0551 W 802.11n HT40 : 16.71 dBm / 0.0469 W 802.11ac VHT20: 17.42 dBm / 0.0552 W 802.11ac VHT40: 16.73 dBm / 0.0471 W 802.11ac VHT80: 11.40 dBm / 0.0138 W **<Ant. 2>** 802.11a : 17.46 dBm / 0.0557 W 802.11n HT20 : 17.32 dBm / 0.0540 W 802.11n HT40 : 16.60 dBm / 0.0457 W 802.11ac VHT20: 17.34 dBm / 0.0542 W 802.11ac VHT40: 16.65 dBm / 0.0462 W 802.11ac VHT80: 11.18 dBm / 0.0131 W **MIMO <Ant. 1 + 2>** 802.11a : 17.57 dBm / 0.0571 W 802.11n HT20 : 17.62 dBm / 0.0578 W 802.11n HT40 : 17.63 dBm / 0.0579 W 802.11ac VHT20: 17.67 dBm / 0.0585 W 802.11ac VHT40: 17.64 dBm / 0.0581 W 802.11ac VHT80: 10.49 dBm / 0.0112 W

Standards-related Product Specification	
Maximum Output Power to Antenna <CDD Modes>	**<5500 MHz ~ 5720 MHz>** **<Ant. 1>** 802.11a : 17.49 dBm / 0.0561 W 802.11n HT20 : 17.43 dBm / 0.0553 W 802.11n HT40 : 16.92 dBm / 0.0492 W 802.11ac VHT20: 17.44 dBm / 0.0555 W 802.11ac VHT40: 16.97 dBm / 0.0498 W 802.11ac VHT80: 16.71 dBm / 0.0043 W **<Ant. 2>** 802.11a : 17.35 dBm / 0.0543 W 802.11n HT20 : 17.31 dBm / 0.0538 W 802.11n HT40 : 16.90 dBm / 0.0490 W 802.11ac VHT20: 17.33 dBm / 0.0541 W 802.11ac VHT40: 16.99 dBm / 0.0500 W 802.11ac VHT80: 16.90 dBm / 0.0490 W **MIMO <Ant. 1 + 2>** 802.11a : 19.49 dBm / 0.0889 W 802.11n HT20 : 19.49 dBm / 0.0889 W 802.11n HT40 : 19.41 dBm / 0.0873 W 802.11ac VHT20: 19.49 dBm / 0.0889 W 802.11ac VHT40: 19.51 dBm / 0.0893 W 802.11ac VHT80: 18.93 dBm / 0.0782 W
Maximum Output Power to Antenna <TXBF Modes>	**<5180 MHz ~ 5240 MHz>** **MIMO <Ant. 1 + 2>** 802.11n HT20 : 19.92 dBm / 0.0982 W 802.11n HT40 : 18.18 dBm / 0.0658 W 802.11ac VHT20: 20.02 dBm / 0.1005 W 802.11ac VHT40: 18.20 dBm / 0.0661 W 802.11ac VHT80: 10.77 dBm / 0.0119 W **<5260 MHz ~ 5320 MHz>** **MIMO <Ant. 1 + 2>** 802.11n HT20 : 19.61 dBm / 0.0914 W 802.11n HT40 : 19.83 dBm / 0.0962 W 802.11ac VHT20: 19.66 dBm / 0.0925 W 802.11ac VHT40: 19.87 dBm / 0.0971 W 802.11ac VHT80: 12.04 dBm / 0.0160 W **<5500 MHz ~ 5720 MHz>** **MIMO <Ant. 1 + 2>** 802.11n HT20 : 19.55 dBm / 0.0902 W 802.11n HT40 : 20.32 dBm / 0.1076 W 802.11ac VHT20: 19.70 dBm / 0.0933 W 802.11ac VHT40: 20.37 dBm / 0.1089 W 802.11ac VHT80: 18.92 dBm / 0.0780 W

<table>
<tr><th colspan="2">Standards-related Product Specification</th></tr>
<tr><td>99% Occupied Bandwidth
<CDD Modes></td><td>802.11a : 27.30 MHz
802.11ac VHT20 : 27.30 MHz
802.11ac VHT40 : 53.60 MHz
802.11ac VHT80 : 76.80 MHz</td></tr>
<tr><td>99% Occupied Bandwidth
<TXBF Modes></td><td>802.11ac VHT20 : 19.45 MHz
802.11ac VHT40 : 41.40 MHz
802.11ac VHT80 : 76.20 MHz</td></tr>
<tr><td>Antenna Type / Gain</td><td><5180 MHz ~ 5240 MHz>
Ant. 1 : PIFA Antenna with gain 5.16 dBi
Ant. 2 : PIFA Antenna with gain 5.01 dBi
<5260 MHz ~ 5320 MHz>
Ant. 1 : PIFA Antenna with gain 5.23 dBi
Ant. 2 : PIFA Antenna with gain 5.01 dBi
<5500 MHz ~ 5720 MHz >
Ant. 1 : PIFA Antenna with gain 5.36 dBi
Ant. 2 : PIFA Antenna with gain 5.33 dBi</td></tr>
<tr><td>Type of Modulation</td><td>802.11a/n : OFDM (BPSK / QPSK / 16QAM / 64QAM)
802.11ac : OFDM (BPSK / QPSK / 16QAM / 64QAM / 256QAM)</td></tr>
<tr><td>Antenna Function Description</td><td><table>
<tr><th></th><th>Ant. 1</th><th>Ant. 2</th></tr>
<tr><td>802.11
a/n/ac</td><td>V</td><td>V</td></tr>
<tr><td>802.11
a/n/ac
MIMO</td><td>V</td><td>V</td></tr>
<tr><td>802.11n/ac
TXBF</td><td>V</td><td>V</td></tr>
</table></td></tr>
</table>

Note: MIMO Ant. 1+2 is a calculated result from sum of the power MIMO Ant. 1 and MIMO Ant. 2.

1.5 Modification of EUT

No modifications are made to the EUT during all test items.

1.6 Testing Location

Sporton Lab is accredited to ISO 17025 by Taiwan Accreditation Foundation (TAF code : 1190) and the FCC designation No. TW1190 under the FCC 2.948(e) by Mutual Recognition Agreement (MRA) in FCC Test.

Test Site	SPORTON INTERNATIONAL INC.		
Test Site Location	No. 52, Hwa Ya 1st Rd., Hwa Ya Technology Park, Kwei-Shan District, Tao Yuan City, Taiwan, R.O.C. TEL: +886-3-327-3456 FAX: +886-3-328-4978		
Test Site No.	**Sporton Site No.**		
	TH05-HY	CO05-HY	03CH07-HY

Note: The test site complies with ANSI C63.4 2014 requirement.

1.7 Applicable Standards

According to the specifications of the manufacturer, the EUT must comply with the requirements of the following standards:

- FCC Part 15 Subpart E
- FCC KDB 789033 D02 General UNII Test Procedures New Rules v01r04.
- FCC KDB 662911 D01 Multiple Transmitter Output v02r01.
- ANSI C63.10-2013

Remark:

1. All test items were verified and recorded according to the standards and without any deviation during the test.
2. This EUT has also been tested and complied with the requirements of FCC Part 15, Subpart B, recorded in a separate test report.

2 Test Configuration of Equipment Under Test

a. The EUT has been associated with peripherals and configuration operated in a manner tended to maximize its emission characteristics in a typical application. Frequency range investigated: conduction emission (150 kHz to 30 MHz), radiation emission (9 kHz to the 10th harmonic of the highest fundamental frequency or to 40 GHz, whichever is lower). For radiated measurement, pre-scanned in three orthogonal panels, X, Y, Z. The worst cases (X plane for SISO and Z plane for MIMO) were recorded in this report.

b. AC power line Conducted Emission was tested under maximum output power.

2.1 Carrier Frequency and Channel

Frequency Band	Channel	Freq. (MHz)	Channel	Freq. (MHz)
5150-5250 MHz Band 1 (U-NII-1)	36	5180	44	5220
	38*	5190	46*	5230
	40	5200	48	5240
	42#	5210		

Frequency Band	Channel	Freq. (MHz)	Channel	Freq. (MHz)
5250-5350 MHz Band 2 (U-NII-2A)	52	5260	60	5300
	54*	5270	62*	5310
	56	5280	64	5320
	58#	5290		

Frequency Band	Channel	Freq. (MHz)	Channel	Freq. (MHz)
5470-5725 MHz Band 3 (U-NII-2C)	100	5500	112	5560
	102*	5510	116	5580
	104	5520	132	5660
	106#	5530	134*	5670
	108	5540	136	5680
	110*	5550	140	5700

Frequency Band	Channel	Freq. (MHz)	Channel	Freq. (MHz)
TDWR Channel	118*	5590	124	5620
	120	5600	126*	5630
	122#	5610	128	5640

Frequency Band	Channel	Freq. (MHz)	Channel	Freq. (MHz)
Straddle Channel	138#	5690	144	5720
	142*	5710		

Note:

1. The above Frequency and Channel in "*" were 802.11n HT40 and 802.11ac VHT40.
2. The above Frequency and Channel in "#" were 802.11ac VHT80.

2.2 Test Mode

Final test mode of conducted test items and radiated spurious emissions are considering the modulation and worse data rates as below table.

Single Antenna

Modulation	Data Rate
802.11a	6 Mbps
802.11n HT20	MCS0
802.11n HT40	MCS0
802.11ac VHT20	MCS0
802.11ac VHT40	MCS0
802.11ac VHT80	MCS0

MIMO Antenna

Modulation	Data Rate
802.11a	6 Mbps
802.11n HT20	MCS0
802.11n HT40	MCS0
802.11ac VHT20	MCS0
802.11ac VHT40	MCS0
802.11ac VHT80	MCS0

TXBF Antenna

Modulation	Data Rate
802.11n HT20	MCS0
802.11n HT40	MCS0
802.11ac VHT20	MCS0
802.11ac VHT40	MCS0
802.11ac VHT80	MCS0

<CDD Mode>

<Ant. 1>

802.11a mode		
Power vs. Channel		
Channel	Frequency (MHz)	Data Rate (bps)
		6M
Duty Cycle (%)		96.05
CH 36	5180	15.06
CH 44	5220	17.39
CH 48	5240	17.39
CH 52	5260	17.47
CH 60	5300	17.41
CH 64	5320	14.72
CH 100	5500	17.25
CH 116	5580	**17.49**
CH 140	5700	15.89
CH 144	5720	17.43

802.11n HT20 mode		
Power vs. Channel		
Channel	Frequency (MHz)	MCS Index
		MCS0
Duty Cycle (%)		94.52
CH 36	5180	14.48
CH 44	5220	17.33
CH 48	5240	17.28
CH 52	5260	17.37
CH 60	5300	17.41
CH 64	5320	15.19
CH 100	5500	16.49
CH 116	5580	**17.43**
CH 140	5700	14.34
CH 144	5720	17.34

802.11n HT40 mode		
Power vs. Channel		
Channel	Frequency (MHz)	MCS Index
		MCS0
Duty Cycle (%)		90.63
CH 38	5190	9.05
CH 46	5230	16.14
CH 54	5270	16.71
CH 62	5310	11.20
CH 102	5510	11.00
CH 110	5550	16.46
CH 134	5670	15.80
CH 142	5710	**16.92**

802.11n VHT20 mode		
Power vs. Channel		
Channel	Frequency (MHz)	MCS Index
		MCS0
Duty Cycle (%)		95.89
CH 36	5180	14.49
CH 44	5220	17.38
CH 48	5240	17.30
CH 52	5260	17.39
CH 60	5300	17.42
CH 64	5320	15.20
CH 100	5500	16.49
CH 116	5580	**17.44**
CH 140	5700	14.35
CH144	5720	17.36

802.11n VHT40 mode		
Power vs. Channel		
Channel	Frequency (MHz)	MCS Index
		MCS0
Duty Cycle (%)		92.31
CH 38	5190	9.09
CH 46	5230	16.18
CH 54	5270	16.73
CH 62	5310	11.43
CH 102	5510	10.99
CH 110	5550	16.48
CH 134	5670	15.83
CH 142	5710	**16.97**

802.11n VHT80 mode		
Power vs. Channel		
Channel	Frequency (MHz)	MCS Index
		MCS0
Duty Cycle (%)		85.46
CH 042	5210	8.40
CH 058	5290	11.40
CH 106	5530	7.99
CH 122	5610	13.98
CH 138	5690	**16.71**

<Ant. 2>

802.11a mode		
Power vs. Channel		
Channel	Frequency (MHz)	Data Rate (bps)
		6M
Duty Cycle (%)		96.05
CH 36	5180	15.00
CH 44	5220	17.17
CH 48	5240	17.11
CH 52	5260	**17.46**
CH 60	5300	17.25
CH 64	5320	14.66
CH 100	5500	17.03
CH 116	5580	17.33
CH 140	5700	15.86
CH 144	5720	17.35

802.11n HT20 mode		
Power vs. Channel		
Channel	Frequency (MHz)	MCS Index
		MCS0
Duty Cycle (%)		94.52
CH 36	5180	14.40
CH 44	5220	17.24
CH 48	5240	17.21
CH 52	5260	**17.32**
CH 60	5300	17.04
CH 64	5320	15.04
CH 100	5500	16.46
CH 116	5580	17.27
CH 140	5700	14.27
CH 144	5720	17.31

802.11n HT40 mode		
Power vs. Channel		
Channel	Frequency (MHz)	MCS Index
		MCS0
Duty Cycle (%)		91.27
CH 38	5190	8.83
CH 46	5230	16.03
CH 54	5270	16.60
CH 62	5310	11.18
CH 102	5510	11.00
CH 110	5550	16.42
CH 134	5670	15.73
CH 142	5710	**16.90**

802.11n VHT20 mode		
Power vs. Channel		
Channel	Frequency (MHz)	MCS Index
		MCS0
Duty Cycle (%)		95.89
CH 36	5180	14.48
CH 44	5220	**17.36**
CH 48	5240	17.28
CH 52	5260	17.34
CH 60	5300	17.18
CH 64	5320	15.02
CH 100	5500	16.48
CH 116	5580	17.28
CH 140	5700	14.29
CH 144	5720	17.33

802.11n VHT40 mode		
Power vs. Channel		
Channel	Frequency (MHz)	MCS Index
		MCS0
Duty Cycle (%)		92.19
CH 38	5190	9.05
CH 46	5230	15.92
CH 54	5270	16.65
CH 62	5310	11.28
CH 102	5510	10.98
CH 110	5550	16.35
CH 134	5670	15.78
CH 142	5710	**16.99**

802.11n VHT80 mode		
Power vs. Channel		
Channel	Frequency (MHz)	MCS Index
		MCS0
Duty Cycle (%)		85.19
CH 042	5210	8.40
CH 058	5290	11.18
CH 106	5530	7.99
CH 122	5610	13.80
CH 138	5690	**16.90**

MIMO<Ant. 1 + 2>

802.11a mode		
Power vs. Channel		
Channel	Frequency (MHz)	Data Rate (bps)
		6M
CH 36	5180	16.64
CH 44	5220	18.37
CH 48	5240	18.49
CH 52	5260	17.57
CH 60	5300	17.55
CH 64	5320	16.13
CH 100	5500	17.34
CH 116	5580	19.12
CH 140	5700	16.23
CH 144	5720	**19.49**

802.11n HT20 mode		
Power vs. Channel		
Channel	Frequency (MHz)	MCS Index
		MCS0
CH 36	5180	16.53
CH 44	5220	18.16
CH 48	5240	18.20
CH 52	5260	17.62
CH 60	5300	17.43
CH 64	5320	16.27
CH 100	5500	16.74
CH 116	5580	19.30
CH 140	5700	16.08
CH 144	5720	**19.49**

802.11n HT40 mode		
Power vs. Channel		
Channel	Frequency (MHz)	MCS Index
		MCS0
CH 38	5190	9.96
CH 46	5230	17.14
CH 54	5270	17.63
CH 62	5310	11.12
CH 102	5510	12.73
CH 110	5550	17.83
CH 134	5670	17.48
CH 142	5710	**19.41**

802.11n VHT20 mode		
Power vs. Channel		
Channel	Frequency (MHz)	MCS Index
		MCS0
CH 36	5180	16.54
CH 44	5220	18.19
CH 48	5240	18.31
CH 52	5260	17.67
CH 60	5300	17.51
CH 64	5320	16.29
CH 100	5500	16.82
CH 116	5580	19.33
CH 140	5700	16.20
CH 144	5720	**19.49**

802.11n VHT40 mode		
Power vs. Channel		
Channel	Frequency (MHz)	MCS Index
		MCS0
CH 38	5190	9.99
CH 46	5230	17.24
CH 54	5270	17.64
CH 62	5310	11.13
CH 102	5510	12.75
CH 110	5550	17.84
CH 134	5670	17.49
CH 142	5710	**19.51**

802.11n VHT80 mode		
Power vs. Channel		
Channel	Frequency (MHz)	MCS Index
		MCS0
CH 042	5210	9.49
CH 058	5290	10.49
CH 106	5530	9.21
CH 122	5610	15.70
CH 138	5690	**18.93**

<TXBF Mode>

MIMO<Ant. 1 + 2>

802.11n HT20 mode		
Power vs. Channel		
Channel	Frequency (MHz)	MCS Index
		MCS0
CH 36	5180	17.47
CH 44	5220	19.05
CH 48	5240	**19.92**
CH 52	5260	19.21
CH 60	5300	19.61
CH 64	5320	18.31
CH 100	5500	19.07
CH 116	5580	18.71
CH 140	5700	17.65
CH 144	5720	19.55

802.11n HT40 mode		
Power vs. Channel		
Channel	Frequency (MHz)	MCS Index
		MCS0
CH 38	5190	10.97
CH 46	5230	18.18
CH 54	5270	19.83
CH 62	5310	14.26
CH 102	5510	14.07
CH 110	5550	19.74
CH 134	5670	20.11
CH 142	5710	**20.32**

802.11n VHT20 mode		
Power vs. Channel		
Channel	Frequency (MHz)	MCS Index
		MCS0
CH 36	5180	17.51
CH 44	5220	19.08
CH 48	5240	**20.02**
CH 52	5260	19.26
CH 60	5300	19.66
CH 64	5320	18.36
CH 100	5500	19.12
CH 116	5580	18.72
CH 140	5700	17.70
CH 144	5720	19.70

802.11n VHT40 mode		
Power vs. Channel		
Channel	Frequency (MHz)	MCS Index
		MCS0
CH 38	5190	11.05
CH 46	5230	18.20
CH 54	5270	19.87
CH 62	5310	14.31
CH 102	5510	14.17
CH 110	5550	19.92
CH 134	5670	20.20
CH 142	5710	**20.37**

802.11n VHT80 mode		
Power vs. Channel		
Channel	Frequency (MHz)	MCS Index
		MCS0
CH 042	5210	10.77
CH 058	5290	12.04
CH 106	5530	11.20
CH 122	5610	**18.92**
CH 138	5690	18.87

Test Cases	
AC Conducted Emission	Mode 1 : MP3 play + WLAN (5GHz) Link + Bluethooh Link + NFC On + Sentry 2X + PWR-WUA5V12W0US (LV6) + RCH51(5) + USB link with adapter + Keypad (38) + SKU 5
Remark: For Radiated Test Cases, The tests were performance with SKU 7.	

2.3 Connection Diagram of Test System

<CDD Mode>

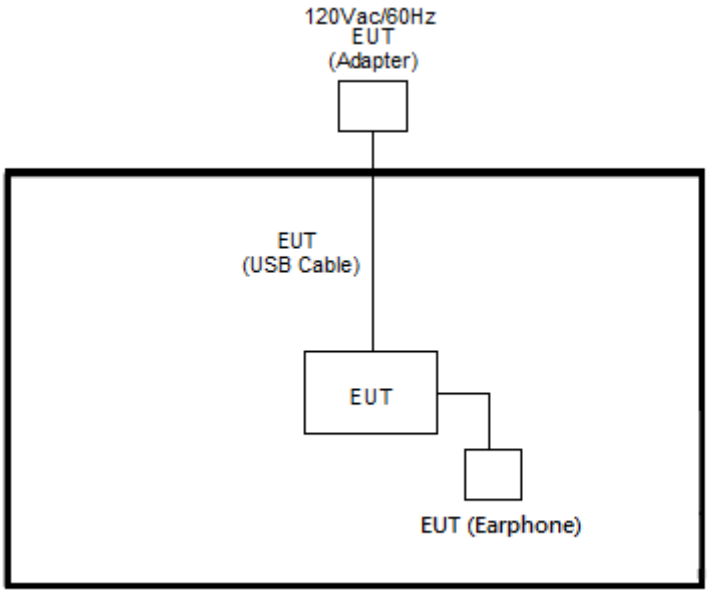

<TXBF Mode>

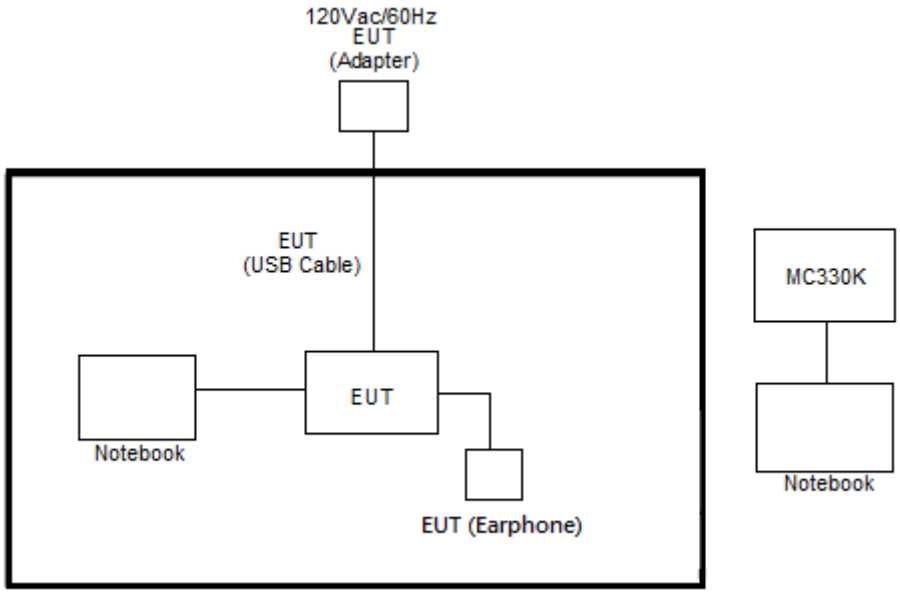

<AC Conducted Emission Mode>

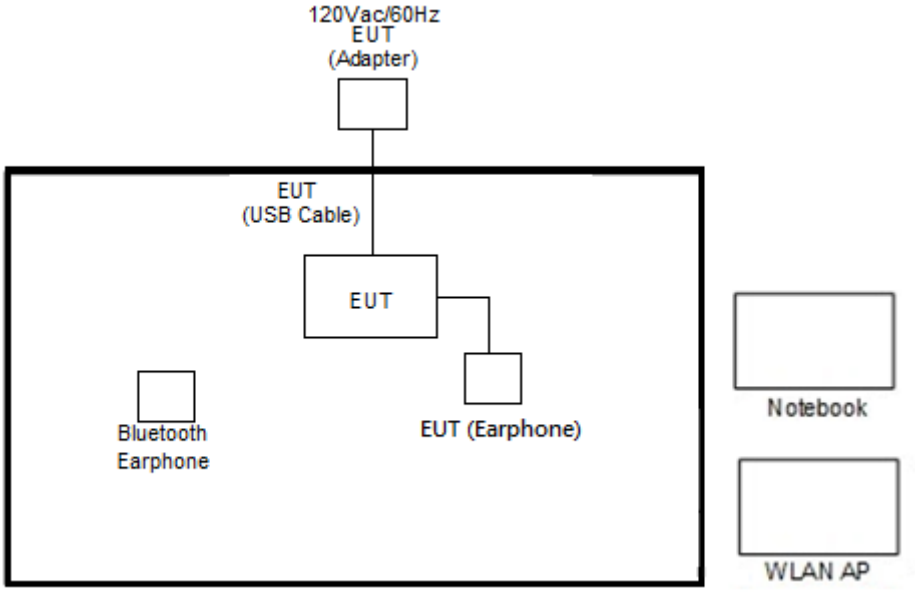

2.4 Support Unit used in test configuration and system

Item	Equipment	Trade Name	Model Name	FCC ID	Data Cable	Power Cord
1.	Bluetooth Earphone	Sony Ericsson	MW600	PY7DDA-2029	N/A	N/A
2.	WLAN AP	ASUS	RT-AC66U	MSQ-RTAC66U	N/A	Unshielded,1.8m
3.	Notebook	DELL	Latitude E6320	FCC DoC/ Contains FCC ID: QDS-BRCM1054	N/A	AC I/P: Unshielded, 1.2 m DC O/P: Shielded, 1.8 m
4.	SD Card	SanDisk	MicroSD HC	FCC DoC	N/A	N/A

2.5 EUT Operation Test Setup

The RF test items, programmed RF utility, “ADB” installed in the notebook make the EUT provide functions like channel selection and power level for continuous transmitting signals.

2.6 Measurement Results Explanation Example

For all conducted test items:

The offset level is set in the spectrum analyzer to compensate the RF cable loss and attenuator factor between EUT conducted output port and spectrum analyzer. With the offset compensation, the spectrum analyzer reading level is exactly the EUT RF output level.

Example :

The spectrum analyzer offset is derived from RF cable loss and attenuator factor.

Offset = RF cable loss + attenuator factor.

Following shows an offset computation example with cable loss 4.2 dB and 10dB attenuator.

Offset(dB) = RF cable loss(dB) + attenuator factor(dB).

= 4.2 + 10 = 14.2 (dB)

3 Test Result

3.1 26dB & 99% Occupied Bandwidth Measurement

3.1.1 Description of 26dB & 99% Occupied Bandwidth

This section is for reporting purpose only.

There is no restriction limits for bandwidth.

For Straddle Channel, U-NII procedures were applied for operations in the frequency band in accordance with FCC KDB 644545 D03.

3.1.2 Measuring Instruments

The measuring equipment is listed in the section 4 of this test report.

3.1.3 Test Procedures

1. The testing follows FCC KDB 789033 D02 General UNII Test Procedures New Rules v01r04. Section C) Emission bandwidth
2. Set RBW = approximately 1% of the emission bandwidth.
3. Set the VBW > RBW.
4. Detector = Peak.
5. Trace mode = max hold
6. Measure the maximum width of the emission that is 26 dB down from the peak of the emission. Compare this with the RBW setting of the analyzer. Readjust RBW and repeat measurement as needed until the RBW/EBW ratio is approximately 1%.
7. For 99% Bandwidth Measurement, the spectrum analyzer's resolution bandwidth (RBW) is set 1MHz and set the Video bandwidth (VBW) ≥ 3 * RBW.
8. Measure and record the results in the test report.

3.1.4 Test Setup

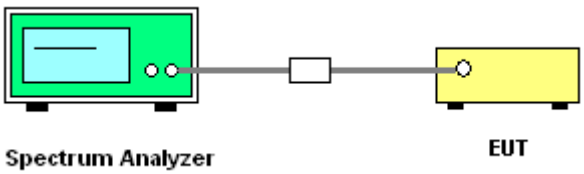

3.1.5 Test Result of 26dB & 99% Occupied Bandwidth

<CDD Mode>

Band I												
Mod.	Data Rate	NTX	CH.	Freq. (MHz)	99% Bandwidth (MHz)		26 dB Bandwidth (MHz)		IC 99% Bandwidth Power Limit (dBm)		IC 99% Bandwidth EIRP Limit (dBm)	
					Ant 1	Ant 2	Ant 1	Ant 2	Ant 1	Ant 2	Ant 1	Ant 2
11a	6Mbps	1	36	5180	17.40	18.35	28.70	22.80	-		22.41	22.64
11a	6Mbps	1	44	5220	18.40	18.40	23.40	23.20	-		22.65	22.65
11a	6Mbps	1	48	5240	17.60	17.40	34.70	28.30	-		22.46	22.41
VHT20	MCS0	1	36	5180	18.20	18.95	32.40	23.20	-		22.60	22.78
VHT20	MCS0	1	44	5220	19.25	19.30	27.80	31.00	-		22.84	22.86
VHT20	MCS0	1	48	5240	18.25	18.30	34.95	34.60	-		22.61	22.62
VHT40	MCS0	1	38	5190	37.00	36.70	41.76	41.40	-		23.01	23.01
VHT40	MCS0	1	46	5230	36.70	36.80	41.58	41.76	-		23.01	23.01
VHT80	MCS0	1	42	5210	75.84	75.96	82.56	82.24	-		23.01	23.01
11a	6Mbps	2	36	5180	18.35	18.15	22.90	22.85	-		22.59	
11a	6Mbps	2	44	5220	18.20	17.95	23.10	22.80	-		22.54	
11a	6Mbps	2	48	5240	17.30	17.30	20.50	20.30	-		22.38	
VHT20	MCS0	2	36	5180	18.95	19.00	22.90	22.90	-		22.78	
VHT20	MCS0	2	44	5220	19.00	18.95	23.50	23.00	-		22.78	
VHT20	MCS0	2	48	5240	18.05	18.10	20.80	20.80	-		22.56	
VHT40	MCS0	2	38	5190	36.90	36.80	41.94	41.40	-		23.01	
VHT40	MCS0	2	46	5230	36.80	36.70	41.76	40.86	-		23.01	
VHT80	MCS0	2	42	5210	75.96	75.96	82.56	82.24	-		23.01	

Band II														
Mod.	Data Rate	NTX	CH.	Freq. (MHz)	99% Bandwidth (MHz)		26 dB Bandwidth (MHz)		IC 99% Bandwidth Power Limit (dBm)		IC 99% Bandwidth EIRP Limit (dBm)		FCC 26dB Bandwidth Power Limit (dBm)	
					Ant 1	Ant 2	Ant 1	Ant 2	Ant 1	Ant 2	Ant 1	Ant 2	Ant 1	Ant 2
11a	6Mbps	1	52	5260	17.45	17.55	27.25	27.20	23.42	23.44	29.42	29.44	23.98	23.98
11a	6Mbps	1	60	5300	18.55	18.45	26.30	23.70	23.68	23.66	29.68	29.66	23.98	23.98
11a	6Mbps	1	64	5320	18.30	18.20	23.00	23.00	23.62	23.60	29.62	29.60	23.98	23.98
VHT20	MCS0	1	52	5260	18.25	18.30	38.60	32.10	23.61	23.62	29.61	29.62	23.98	23.98
VHT20	MCS0	1	60	5300	19.00	19.20	28.70	24.30	23.79	23.83	29.79	29.83	23.98	23.98
VHT20	MCS0	1	64	5320	19.05	19.25	23.10	23.10	23.80	23.84	29.80	29.84	23.98	23.98
VHT40	MCS0	1	54	5270	36.70	36.90	45.46	49.43	23.98	23.98	30.00	30.00	23.98	23.98
VHT40	MCS0	1	62	5310	36.70	36.90	41.58	41.58	23.98	23.98	30.00	30.00	23.98	23.98
VHT80	MCS0	1	58	5290	75.96	75.96	82.24	82.56	23.98	23.98	30.00	30.00	23.98	23.98
11a	6Mbps	2	52	5260	17.30	17.25	20.50	20.40	23.37		29.37		23.98	
11a	6Mbps	2	60	5300	18.30	18.35	23.00	22.80	23.62		29.62		23.98	
11a	6Mbps	2	64	5320	18.35	18.15	23.00	22.80	23.59		29.59		23.98	
VHT20	MCS0	2	52	5260	18.00	18.05	20.60	20.80	23.55		29.55		23.98	
VHT20	MCS0	2	60	5300	19.10	18.90	23.30	23.10	23.76		29.76		23.98	
VHT20	MCS0	2	64	5320	19.15	19.05	23.20	23.10	23.80		29.80		23.98	
VHT40	MCS0	2	54	5270	36.70	36.70	41.40	41.04	23.98		30.00		23.98	
VHT40	MCS0	2	62	5310	36.80	36.70	41.40	41.40	23.98		30.00		23.98	
VHT80	MCS0	2	58	5290	75.96	76.08	82.88	82.56	23.98		30.00		23.98	

Band III														
Mod.	Data Rate	NTX	CH.	Freq. (MHz)	99% Bandwidth (MHz)		26 dB Bandwidth (MHz)		IC 99% Bandwidth Power Limit (dBm)		IC 99% Bandwidth EIRP Limit (dBm)		FCC 26dB Bandwidth Power Limit (dBm)	
					Ant 1	Ant 2	Ant 1	Ant 2	Ant 1	Ant 2	Ant 1	Ant 2	Ant 1	Ant 2
11a	6Mbps	1	100	5500	18.50	18.70	26.50	30.90	23.67	23.72	29.67	29.72	23.98	23.98
11a	6Mbps	1	116	5580	17.55	18.00	30.10	38.10	23.44	23.55	29.44	29.55	23.98	23.98
11a	6Mbps	1	140	5700	18.50	18.30	23.20	23.60	23.67	23.62	29.67	29.62	23.98	23.98
11a	6Mbps	1	144	5720	19.05	27.30	38.15	45.00	23.80	23.98	29.80	30.00	23.98	23.98
VHT20	MCS0	1	100	5500	19.00	19.35	23.30	25.55	23.79	23.87	29.79	29.87	23.98	23.98
VHT20	MCS0	1	116	5580	18.25	18.80	39.80	45.20	23.61	23.74	29.61	29.74	23.98	23.98
VHT20	MCS0	1	140	5700	19.15	19.10	23.10	23.20	23.82	23.81	29.82	29.81	23.98	23.98
VHT20	MCS0	1	144	5720	20.05	27.30	44.30	47.55	23.98	23.98	30.00	30.00	23.98	23.98
VHT40	MCS0	1	102	5510	36.80	36.80	41.40	41.40	23.98	23.98	30.00	30.00	23.98	23.98
VHT40	MCS0	1	110	5550	36.90	37.00	41.76	59.65	23.98	23.98	30.00	30.00	23.98	23.98
VHT40	MCS0	1	134	5670	36.70	37.30	41.40	83.78	23.98	23.98	30.00	30.00	23.98	23.98
VHT40	MCS0	1	142	5710	37.80	53.60	91.82	101.28	23.98	23.98	30.00	30.00	23.98	23.98
VHT80	MCS0	1	106	5530	76.08	75.84	82.24	82.56	23.98	23.98	30.00	30.00	23.98	23.98
VHT80	MCS0	1	122	5610	75.84	75.96	81.92	81.92	23.98	23.98	30.00	30.00	23.98	23.98
VHT80	MCS0	1	138	5690	76.44	76.80	167.05	191.32	23.98	23.98	30.00	30.00	23.98	23.98
11a	6Mbps	2	100	5500	18.25	18.30	23.10	22.90	23.61		29.61		23.98	
11a	6Mbps	2	116	5580	17.40	17.40	20.70	25.10	23.41		29.41		23.98	
11a	6Mbps	2	140	5700	18.30	18.20	23.00	22.80	23.60		29.60		23.98	
11a	FALSE	2	144	5720	19.10	20.20	35.70	40.80	23.81		29.81		23.98	
VHT20	MCS0	2	100	5500	19.35	19.15	23.10	23.00	23.82		29.82		23.98	
VHT20	MCS0	2	116	5580	18.15	18.30	26.95	34.75	23.59		29.59		23.98	
VHT20	MCS0	2	140	5700	19.10	18.95	23.40	23.10	23.78		29.78		23.98	
VHT20	MCS0	2	144	5720	19.65	21.40	35.25	46.56	23.93		29.93		23.98	
VHT40	MCS0	2	102	5510	36.80	36.80	41.40	40.86	23.98		30.00		23.98	
VHT40	MCS0	2	110	5550	36.70	36.90	41.85	41.04	23.98		30.00		23.98	
VHT40	MCS0	2	134	5670	37.00	36.90	41.58	45.58	23.98		30.00		23.98	
VHT40	MCS0	2	142	5710	39.00	49.80	89.04	96.48	23.98		30.00		23.98	
VHT80	MCS0	2	106	5530	75.96	76.08	82.24	83.74	23.98		30.00		23.98	
VHT80	MCS0	2	122	5610	76.08	75.96	83.20	81.60	23.98		30.00		23.98	
VHT80	MCS0	2	138	5690	76.08	76.56	152.16	168.64	23.98		30.00		23.98	

Maximum 26dB Bandwidth

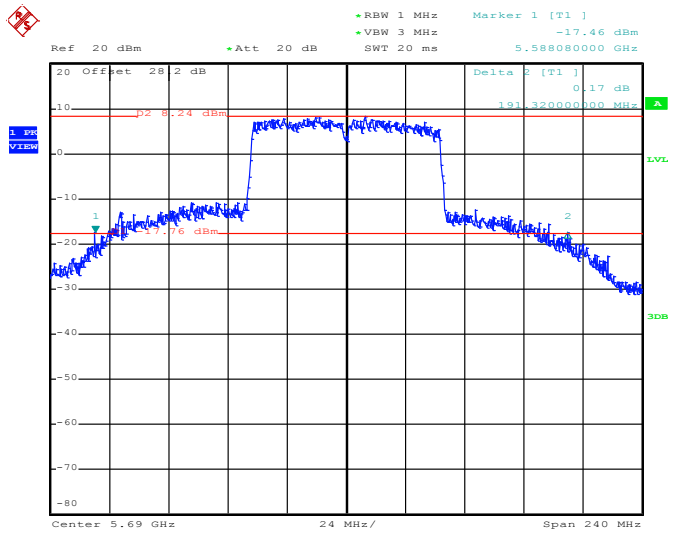

Date: 11.OCT.2017 22:34:56

Maximum 99% Occupied Bandwidth

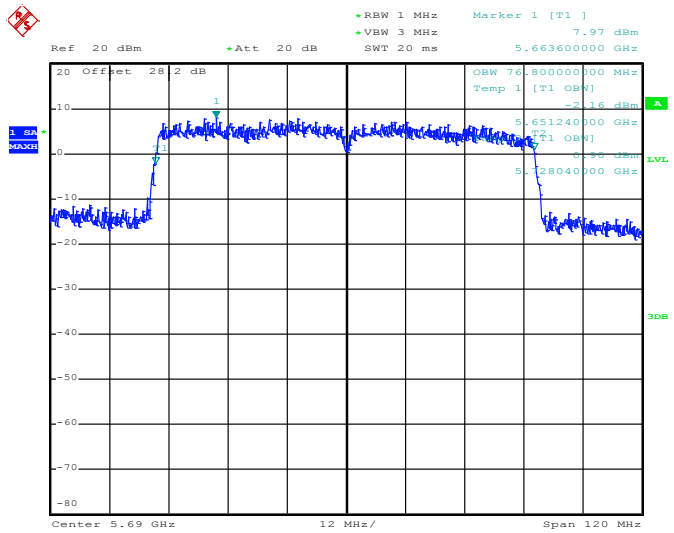

Date: 11.OCT.2017 22:33:40

Note: The occupied channel bandwidth is maintained within the band of operation for all of the modulations.

<TXBF Mode>

Band I												
Mod.	Data Rate	NTX	CH.	Freq. (MHz)	99% Bandwidth (MHz)		26 dB Bandwidth (MHz)		IC 99% Bandwidth Power Limit (dBm)		IC 99% Bandwidth EIRP Limit (dBm)	
					Ant 1	Ant 2	Ant 1	Ant 2	Ant 1	Ant 2	Ant 1	Ant 2
VHT20	MCS0	2	36	5180	19.00	18.95	23.30	23.75	-		22.78	
VHT20	MCS0	2	44	5220	19.20	19.00	25.55	25.55	-		22.79	
VHT20	MCS0	2	48	5240	18.15	18.10	24.90	24.65	-		22.58	
VHT40	MCS0	2	38	5190	36.70	36.90	41.22	41.58	-		23.01	
VHT40	MCS0	2	46	5230	36.80	36.70	41.04	41.09	-		23.01	
VHT80	MCS0	2	42	5210	76.08	75.96	81.60	81.92	-		23.01	

Band II														
Mod.	Data Rate	NTX	CH.	Freq. (MHz)	99% Bandwidth (MHz)		26 dB Bandwidth (MHz)		IC 99% Bandwidth Power Limit (dBm)		IC 99% Bandwidth EIRP Limit (dBm)		FCC 26dB Bandwidth Power Limit (dBm)	
					Ant 1	Ant 2	Ant 1	Ant 2	Ant 1	Ant 2	Ant 1	Ant 2	Ant 1	Ant 2
VHT20	MCS0	2	52	5260	18.10	18.05	22.75	25.40	23.56		29.56		23.98	
VHT20	MCS0	2	60	5300	19.15	19.00	26.10	23.75	23.79		29.79		23.98	
VHT20	MCS0	2	64	5320	18.95	18.95	23.15	23.70	23.78		29.78		23.98	
VHT40	MCS0	2	54	5270	36.90	36.90	62.48	63.54	23.98		30.00		23.98	
VHT40	MCS0	2	62	5310	36.80	36.70	41.40	41.04	23.98		30.00		23.98	
VHT80	MCS0	2	58	5290	76.08	76.08	82.88	81.92	23.98		30.00		23.98	

Band III														
Mod.	Data Rate	NTX	CH.	Freq. (MHz)	99% Bandwidth (MHz)		26 dB Bandwidth (MHz)		IC 99% Bandwidth Power Limit (dBm)		IC 99% Bandwidth EIRP Limit (dBm)		FCC 26dB Bandwidth Power Limit (dBm)	
					Ant 1	Ant 2	Ant 1	Ant 2	Ant 1	Ant 2	Ant 1	Ant 2	Ant 1	Ant 2
VHT20	MCS0	2	100	5500	19.10	19.00	23.90	26.00	23.79		29.79		23.98	
VHT20	MCS0	2	116	5580	18.10	18.10	22.20	22.85	23.58		29.58		23.98	
VHT20	MCS0	2	140	5700	19.00	19.25	23.30	24.45	23.79		29.79		23.98	
VHT20	MCS0	2	144	5720	19.10	19.45	26.95	40.60	23.81		29.81		23.98	
VHT40	MCS0	2	102	5510	36.70	36.90	41.58	41.94	23.98		30.00		23.98	
VHT40	MCS0	2	110	5550	36.80	37.10	59.58	64.62	23.98		30.00		23.98	
VHT40	MCS0	2	134	5670	36.70	41.40	54.90	94.90	23.98		30.00		23.98	
VHT40	MCS0	2	142	5710	36.90	37.20	51.02	75.60	23.98		30.00		23.98	
VHT80	MCS0	2	106	5530	76.08	76.20	84.22	82.24	23.98		30.00		23.98	
VHT80	MCS0	2	122	5610	75.96	75.96	92.17	93.12	23.98		30.00		23.98	
VHT80	MCS0	2	138	5690	75.84	75.96	90.66	141.52	23.98		30.00		23.98	

Maximum 26dB Bandwidth

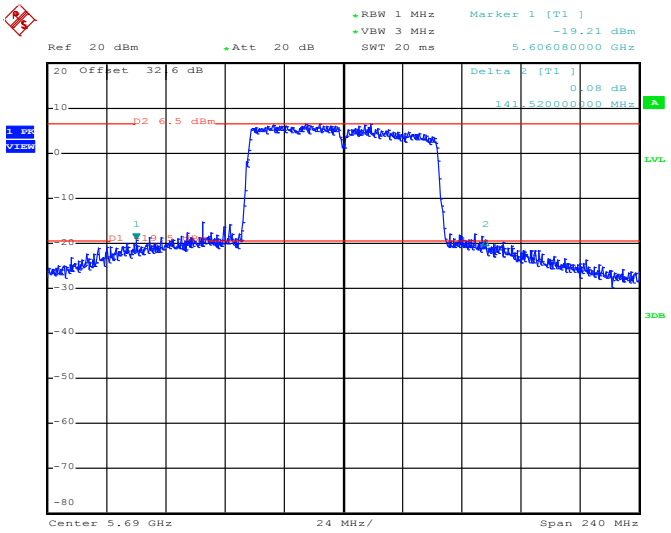

Date: 29.SEP.2017 10:20:48

Maximum 99% Occupied Bandwidth

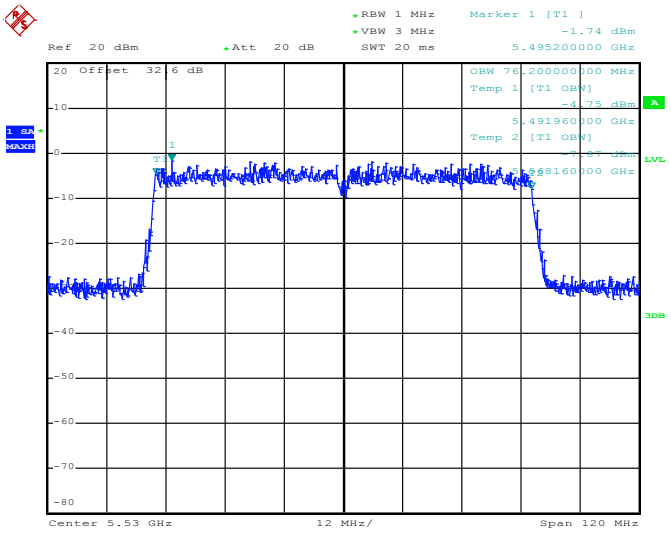

Date: 29.SEP.2017 09:57:42

Note: The occupied channel bandwidth is maintained within the band of operation for all of the modulations.

3.2 Maximum Conducted Output Power Measurement

3.2.1 Limit of Maximum Conducted Output Power

<FCC 14-30 CFR 15.407>

For mobile and portable client devices in the 5.15–5.25 GHz band, the maximum conducted output power over the frequency band of operation shall not exceed 250 mW.

For the 5.25–5.725 GHz bands, the maximum conducted output power over the frequency bands of operation shall not exceed the lesser of 250 mW or 11 dBm 10 log B, where B is the 26 dB emission bandwidth in megahertz.

If transmitting antennas of directional gain greater than 6 dBi are used, the peak output power shall be reduced by the amount in dB that the directional gain of the antenna exceeds 6 dBi.

Note that U-NII-2 band, devices with a maximum e.i.r.p. greater than 500 mW shall implement TPC in order to have the capability to operate at least 6 dB below the maximum permitted e.i.r.p. of 1 W.

3.2.2 Measuring Instruments

The measuring equipment is listed in the section 4 of this test report.

3.2.3 Test Procedures

CDD modes

The testing follows Method PM of FCC KDB 789033 D02 General UNII Test Procedures New Rules v01r04 for CDD modes.

Method PM (Measurement using an RF average power meter):

1. Measurement is performed using a wideband RF power meter.
2. The EUT is configured to transmit continuously with a consistent duty cycle at its maximum power control level.
3. Measure the average power of the transmitter, and the average power is corrected with duty factor, 10 log(1/x), where x is the duty cycle.

TXBF modes

The testing follows Method PM-G of FCC KDB 789033 D02 General UNII Test Procedures New Rules v01r04 for TXBF modes.

Method PM-G (Measurement using a gated RF average power meter):

1. Measurement is performed using a wideband RF power meter.
2. The EUT is configured to transmit at its maximum power control level.
3. Measure the average power of the transmitter
4. Since the measurement is made only during the ON time of the transmitter, no duty cycle correction factor is required.

For straddle channel, the testing follows Method SA-3 (RMS detection with max hold) of FCC KDB 789033 D02 General UNII Test Procedures New Rules v01r04.

Compute power by integrating the spectrum across the 99% occupied bandwidth of the signal using the instrument's band power measurement function.

3.2.4 Test Setup

For normal channel:

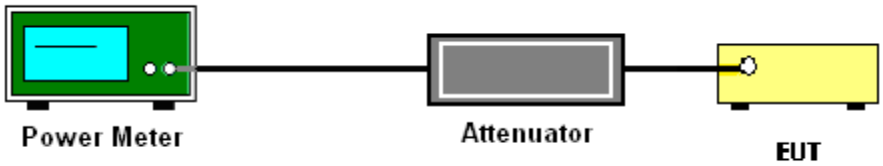

3.2.5 Test Result of Maximum Conducted Output Power

<CDD Mode>

FCC Band I														
Mod.	Data Rate	NTX	CH.	Freq. (MHz)	Duty Factor (dB)		Average Conducted Power (dBm)			FCC Conducted Power Limit (dBm)		DG (dBi)		Pass/Fail
					Ant 1	Ant 2	Ant 1	Ant 2	SUM	Ant 1	Ant 2	Ant 1	Ant 2	
11a	6Mbps	1	36	5180	0.17	0.17	15.06	15.00	-	24.00	24.00	5.16	5.01	Pass
11a	6Mbps	1	44	5220	0.17	0.17	17.39	17.17		24.00	24.00	5.16	5.01	Pass
11a	6Mbps	1	48	5240	0.17	0.17	17.39	17.11		24.00	24.00	5.16	5.01	Pass
HT20	MCS0	1	36	5180	0.24	0.24	14.48	14.40		24.00	24.00	5.16	5.01	Pass
HT20	MCS0	1	44	5220	0.24	0.24	17.33	17.24		24.00	24.00	5.16	5.01	Pass
HT20	MCS0	1	48	5240	0.24	0.24	17.28	17.21		24.00	24.00	5.16	5.01	Pass
HT40	MCS0	1	38	5190	0.43	0.40	9.05	8.83		24.00	24.00	5.16	5.01	Pass
HT40	MCS0	1	46	5230	0.43	0.40	16.14	16.03		24.00	24.00	5.16	5.01	Pass
VHT20	MCS0	1	36	5180	0.18	0.18	14.49	14.48		24.00	24.00	5.16	5.01	Pass
VHT20	MCS0	1	44	5220	0.18	0.18	17.38	17.36		24.00	24.00	5.16	5.01	Pass
VHT20	MCS0	1	48	5240	0.18	0.18	17.30	17.28		24.00	24.00	5.16	5.01	Pass
VHT40	MCS0	1	38	5190	0.35	0.35	9.09	9.05		24.00	24.00	5.16	5.01	Pass
VHT40	MCS0	1	46	5230	0.35	0.35	16.18	15.92		24.00	24.00	5.16	5.01	Pass
VHT80	MCS0	1	42	5210	0.68	0.70	8.40	8.40		24.00	24.00	5.16	5.01	Pass

FCC Band I														
Mod.	Data Rate	NTX	CH.	Freq. (MHz)	Duty Factor (dB)		Average Conducted Power (dBm)			FCC Conducted Power Limit (dBm)		DG (dBi)		Pass/Fail
					Ant 1	Ant 2	Ant 1	Ant 2	SUM	Ant 1	Ant 2	Ant 1	Ant 2	
11a	6Mbps	2	36	5180	0.23	0.23	13.26	13.96	16.64	24.00		5.16		Pass
11a	6Mbps	2	44	5220	0.23	0.23	15.23	15.48	18.37	24.00		5.16		Pass
11a	6Mbps	2	48	5240	0.23	0.23	15.35	15.60	18.49	24.00		5.16		Pass
HT20	MCS0	2	36	5180	0.24	0.24	13.04	13.95	16.53	24.00		5.16		Pass
HT20	MCS0	2	44	5220	0.24	0.24	15.01	15.27	18.16	24.00		5.16		Pass
HT20	MCS0	2	48	5240	0.24	0.24	15.08	15.29	18.20	24.00		5.16		Pass
HT40	MCS0	2	38	5190	0.35	0.36	7.36	6.50	9.96	24.00		5.16		Pass
HT40	MCS0	2	46	5230	0.35	0.36	14.05	14.21	17.14	24.00		5.16		Pass
VHT20	MCS0	2	36	5180	0.24	0.21	13.12	13.91	16.54	24.00		5.16		Pass
VHT20	MCS0	2	44	5220	0.24	0.21	15.04	15.31	18.19	24.00		5.16		Pass
VHT20	MCS0	2	48	5240	0.24	0.21	15.27	15.33	18.31	24.00		5.16		Pass
VHT40	MCS0	2	38	5190	0.35	0.35	7.33	6.61	9.99	24.00		5.16		Pass
VHT40	MCS0	2	46	5230	0.35	0.35	14.22	14.25	17.24	24.00		5.16		Pass
VHT80	MCS0	2	42	5210	0.70	0.68	6.92	5.99	9.49	24.00		5.16		Pass

FCC Band II															
Mod.	Data Rate	NTX	CH.	Freq. (MHz)	Duty Factor (dB)		Average Conducted Power (dBm)			FCC Conducted Power Limit (dBm)		DG (dBi)		EIRP Power Limit (dBm)	Pass/Fail
					Ant 1	Ant 2	Ant 1	Ant 2	SUM	Ant 1	Ant 2	Ant 1	Ant 2		
11a	6Mbps	1	52	5260	0.17	0.17	17.47	17.46	-	23.98	23.98	5.23	5.01	30	Pass
11a	6Mbps	1	60	5300	0.17	0.17	17.41	17.25		23.98	23.98	5.23	5.01	30	Pass
11a	6Mbps	1	64	5320	0.17	0.17	14.72	14.66		23.98	23.98	5.23	5.01	30	Pass
HT20	MCS0	1	52	5260	0.24	0.24	17.37	17.32		23.98	23.98	5.23	5.01	30	Pass
HT20	MCS0	1	60	5300	0.24	0.24	17.41	17.04		23.98	23.98	5.23	5.01	30	Pass
HT20	MCS0	1	64	5320	0.24	0.24	15.19	15.04		23.98	23.98	5.23	5.01	30	Pass
HT40	MCS0	1	54	5270	0.43	0.40	16.71	16.60		23.98	23.98	5.23	5.01	30	Pass
HT40	MCS0	1	62	5310	0.43	0.40	11.20	11.18		23.98	23.98	5.23	5.01	30	Pass
VHT20	MCS0	1	52	5260	0.18	0.18	17.39	17.34		23.98	23.98	5.23	5.01	30	Pass
VHT20	MCS0	1	60	5300	0.18	0.18	17.42	17.18		23.98	23.98	5.23	5.01	30	Pass
VHT20	MCS0	1	64	5320	0.18	0.18	15.20	15.02		23.98	23.98	5.23	5.01	30	Pass
VHT40	MCS0	1	54	5270	0.35	0.35	16.73	16.65		23.98	23.98	5.23	5.01	30	Pass
VHT40	MCS0	1	62	5310	0.35	0.35	11.43	11.28		23.98	23.98	5.23	5.01	30	Pass
VHT80	MCS0	1	58	5290	0.68	0.70	11.40	11.18		23.98	23.98	5.23	5.01	30	Pass

FCC Band II															
Mod.	Data Rate	NTX	CH.	Freq. (MHz)	Duty Factor (dB)		Average Conducted Power (dBm)			FCC Conducted Power Limit (dBm)		DG (dBi)		EIRP Power Limit (dBm)	Pass/Fail
					Ant 1	Ant 2	Ant 1	Ant 2	SUM	Ant 1	Ant 2	Ant 1	Ant 2		
11a	6Mbps	2	52	5260	0.23	0.23	14.57	14.54	17.57	23.98		5.23		30	Pass
11a	6Mbps	2	60	5300	0.23	0.23	14.66	14.41	17.55	23.98		5.23		30	Pass
11a	6Mbps	2	64	5320	0.23	0.23	13.50	12.70	16.13	23.98		5.23		30	Pass
HT20	MCS0	2	52	5260	0.24	0.24	14.56	14.64	17.62	23.98		5.23		30	Pass
HT20	MCS0	2	60	5300	0.24	0.24	14.62	14.21	17.43	23.98		5.23		30	Pass
HT20	MCS0	2	64	5320	0.24	0.24	13.57	12.92	16.27	23.98		5.23		30	Pass
HT40	MCS0	2	54	5270	0.35	0.36	14.61	14.62	17.63	23.98		5.23		30	Pass
HT40	MCS0	2	62	5310	0.35	0.36	9.05	6.90	11.12	23.98		5.23		30	Pass
VHT20	MCS0	2	52	5260	0.24	0.21	14.66	14.66	17.67	23.98		5.23		30	Pass
VHT20	MCS0	2	60	5300	0.24	0.21	14.67	14.31	17.51	23.98		5.23		30	Pass
VHT20	MCS0	2	64	5320	0.24	0.21	13.62	12.91	16.29	23.98		5.23		30	Pass
VHT40	MCS0	2	54	5270	0.35	0.35	14.71	14.55	17.64	23.98		5.23		30	Pass
VHT40	MCS0	2	62	5310	0.35	0.35	9.12	6.82	11.13	23.98		5.23		30	Pass
VHT80	MCS0	2	58	5290	0.70	0.68	8.36	6.37	10.49	23.98		5.23		30	Pass

FCC Band III															
Mod.	Data Rate	NTX	CH.	Freq. (MHz)	Duty Factor (dB)		Average Conducted Power (dBm)			FCC Conducted Power Limit (dBm)		DG (dBi)		EIRP Power Limit (dBm)	Pass/Fail
					Ant 1	Ant 2	Ant 1	Ant 2	SUM	Ant 1	Ant 2	Ant 1	Ant 2		
11a	6Mbps	1	100	5500	0.17	0.17	17.25	17.03	-	23.98	23.98	5.36	5.33	30	Pass
11a	6Mbps	1	116	5580	0.17	0.17	17.49	17.33		23.98	23.98	5.36	5.33	30	Pass
11a	6Mbps	1	140	5700	0.17	0.17	15.89	15.86		23.98	23.98	5.36	5.33	30	Pass
11a	6Mbps	1	144	5720	0.17	0.17	17.43	17.35		23.98	23.98	5.36	5.33	30	Pass
HT20	MCS0	1	100	5500	0.24	0.24	16.49	16.46		23.98	23.98	5.36	5.33	30	Pass
HT20	MCS0	1	116	5580	0.24	0.24	17.43	17.27		23.98	23.98	5.36	5.33	30	Pass
HT20	MCS0	1	140	5700	0.24	0.24	14.34	14.27		23.98	23.98	5.36	5.33	30	Pass
HT20	MCS0	1	144	5720	0.24	0.24	17.34	17.31		23.98	23.98	5.36	5.33	30	Pass
HT40	MCS0	1	102	5510	0.43	0.40	11.00	11.00		23.98	23.98	5.36	5.33	30	Pass
HT40	MCS0	1	110	5550	0.43	0.40	16.46	16.42		23.98	23.98	5.36	5.33	30	Pass
HT40	MCS0	1	134	5670	0.43	0.40	15.80	15.73		23.98	23.98	5.36	5.33	30	Pass
HT40	MCS0	1	142	5710	0.43	0.40	16.92	16.90		23.98	23.98	5.36	5.33	30	Pass
VHT20	MCS0	1	100	5500	0.18	0.18	16.49	16.48		23.98	23.98	5.36	5.33	30	Pass
VHT20	MCS0	1	116	5580	0.18	0.18	17.44	17.28		23.98	23.98	5.36	5.33	30	Pass
VHT20	MCS0	1	140	5700	0.18	0.18	14.35	14.29		23.98	23.98	5.36	5.33	30	Pass
VHT20	MCS0	1	144	5720	0.18	0.18	17.36	17.33		23.98	23.98	5.36	5.33	30	Pass
VHT40	MCS0	1	102	5510	0.35	0.35	10.99	10.98		23.98	23.98	5.36	5.33	30	Pass
VHT40	MCS0	1	110	5550	0.35	0.35	16.48	16.35		23.98	23.98	5.36	5.33	30	Pass
VHT40	MCS0	1	134	5670	0.35	0.35	15.83	15.78		23.98	23.98	5.36	5.33	30	Pass
VHT40	MCS0	1	142	5710	0.35	0.35	16.97	16.99		23.98	23.98	5.36	5.33	30	Pass
VHT80	MCS0	1	106	5530	0.68	0.70	7.99	7.99		23.98	23.98	5.36	5.33	30	Pass
VHT80	MCS0	1	122	5610	0.68	0.70	13.98	13.80		23.98	23.98	5.36	5.33	30	Pass
VHT80	MCS0	1	138	5690	0.68	0.70	16.71	16.90		23.98	23.98	5.36	5.33	30	Pass

FCC Band III															
Mod.	Data Rate	NTX	CH.	Freq. (MHz)	Duty Factor (dB)		Average Conducted Power (dBm)			FCC Conducted Power Limit (dBm)		DG (dBi)		EIRP Power Limit (dBm)	Pass/Fail
					Ant 1	Ant 2	Ant 1	Ant 2	SUM	Ant 1	Ant 2	Ant 1	Ant 2		
11a	6Mbps	2	100	5500	0.23	0.23	14.43	14.23	17.34	23.98		5.36		30	Pass
11a	6Mbps	2	116	5580	0.23	0.23	16.23	15.98	19.12	23.98		5.36		30	Pass
11a	6Mbps	2	140	5700	0.23	0.23	12.69	13.69	16.23	23.98		5.36		30	Pass
11a	6Mbps	2	144	5720	0.23	0.23	16.47	16.49	19.49	23.98		5.36		30	Pass
HT20	MCS0	2	100	5500	0.24	0.24	13.70	13.74	16.74	23.98		5.36		30	Pass
HT20	MCS0	2	116	5580	0.24	0.24	16.27	16.30	19.30	23.98		5.36		30	Pass
HT20	MCS0	2	140	5700	0.24	0.24	12.44	13.62	16.08	23.98		5.36		30	Pass
HT20	MCS0	2	144	5720	0.24	0.24	16.35	16.60	19.49	23.98		5.36		30	Pass
HT40	MCS0	2	102	5510	0.35	0.36	10.83	8.21	12.73	23.98		5.36		30	Pass
HT40	MCS0	2	110	5550	0.35	0.36	14.77	14.86	17.83	23.98		5.36		30	Pass
HT40	MCS0	2	134	5670	0.35	0.36	14.45	14.48	17.48	23.98		5.36		30	Pass
HT40	MCS0	2	142	5710	0.35	0.36	16.29	16.51	19.41	23.98		5.36		30	Pass
VHT20	MCS0	2	100	5500	0.24	0.21	13.87	13.74	16.82	23.98		5.36		30	Pass
VHT20	MCS0	2	116	5580	0.24	0.21	16.26	16.37	19.33	23.98		5.36		30	Pass
VHT20	MCS0	2	140	5700	0.24	0.21	12.59	13.71	16.20	23.98		5.36		30	Pass
VHT20	MCS0	2	144	5720	0.24	0.21	16.26	16.68	19.49	23.98		5.36		30	Pass
VHT40	MCS0	2	102	5510	0.35	0.35	10.91	8.15	12.75	23.98		5.36		30	Pass
VHT40	MCS0	2	110	5550	0.35	0.35	14.85	14.81	17.84	23.98		5.36		30	Pass
VHT40	MCS0	2	134	5670	0.35	0.35	14.39	14.57	17.49	23.98		5.36		30	Pass
VHT40	MCS0	2	142	5710	0.35	0.35	16.45	16.56	19.51	23.98		5.36		30	Pass
VHT80	MCS0	2	106	5530	0.70	0.68	7.30	4.72	9.21	23.98		5.36		30	Pass
VHT80	MCS0	2	122	5610	0.70	0.68	12.50	12.88	15.70	23.98		5.36		30	Pass
VHT80	MCS0	2	138	5690	0.70	0.68	15.60	16.21	18.93	23.98		5.36		30	Pass

<TXBF Mode>

FCC Band I												
Mod.	Data Rate	NTX	CH.	Freq. (MHz)	Average Conducted Power (dBm)			FCC Conducted Power Limit (dBm)		DG (dBi)		Pass/Fail
					Ant 1	Ant 2	SUM	Ant 1	Ant 2	Ant 1	Ant 2	
HT20	MCS0	2	36	5180	14.20	14.70	17.47	21.90		8.10		Pass
HT20	MCS0	2	44	5220	15.40	16.60	19.05	21.90		8.10		Pass
HT20	MCS0	2	48	5240	16.60	17.20	19.92	21.90		8.10		Pass
HT40	MCS0	2	38	5190	8.60	7.20	10.97	21.90		8.10		Pass
HT40	MCS0	2	46	5230	14.70	15.60	18.18	21.90		8.10		Pass
VHT20	MCS0	2	36	5180	14.30	14.70	17.51	21.90		8.10		Pass
VHT20	MCS0	2	44	5220	15.60	16.50	19.08	21.90		8.10		Pass
VHT20	MCS0	2	48	5240	16.70	17.30	20.02	21.90		8.10		Pass
VHT40	MCS0	2	38	5190	8.60	7.40	11.05	21.90		8.10		Pass
VHT40	MCS0	2	46	5230	14.60	15.70	18.20	21.90		8.10		Pass
VHT80	MCS0	2	42	5210	8.40	7.00	10.77	21.90		8.10		Pass

FCC Band II													
Mod.	Data Rate	NTX	CH.	Freq. (MHz)	Average Conducted Power (dBm)			FCC Conducted Power Limit (dBm)		DG (dBi)		EIRP Power Limit (dBm)	Pass/Fail
					Ant 1	Ant 2	SUM	Ant 1	Ant 2	Ant 1	Ant 2		
HT20	MCS0	2	52	5260	16.00	16.40	19.21	21.85		8.13		30	Pass
HT20	MCS0	2	60	5300	16.50	16.70	19.61	21.85		8.13		30	Pass
HT20	MCS0	2	64	5320	15.40	15.20	18.31	21.85		8.13		30	Pass
HT40	MCS0	2	54	5270	16.40	17.20	19.83	21.85		8.13		30	Pass
HT40	MCS0	2	62	5310	11.20	11.30	14.26	21.85		8.13		30	Pass
VHT20	MCS0	2	52	5260	16.10	16.40	19.26	21.85		8.13		30	Pass
VHT20	MCS0	2	60	5300	16.60	16.70	19.66	21.85		8.13		30	Pass
VHT20	MCS0	2	64	5320	15.30	15.40	18.36	21.85		8.13		30	Pass
VHT40	MCS0	2	54	5270	16.50	17.20	19.87	21.85		8.13		30	Pass
VHT40	MCS0	2	62	5310	11.20	11.40	14.31	21.85		8.13		30	Pass
VHT80	MCS0	2	58	5290	9.80	8.10	12.04	21.85		8.13		30	Pass

FCC Band III													
Mod.	Data Rate	NTX	CH.	Freq. (MHz)	Average Conducted Power (dBm)			FCC Conducted Power Limit (dBm)		DG (dBi)		EIRP Power Limit (dBm)	Pass/Fail
					Ant 1	Ant 2	SUM	Ant 1	Ant 2	Ant 1	Ant 2		
HT20	MCS0	2	100	5500	15.70	16.40	19.07	21.62		8.36		30	Pass
HT20	MCS0	2	116	5580	15.50	15.90	18.71	21.62		8.36		30	Pass
HT20	MCS0	2	140	5700	14.00	15.20	17.65	21.62		8.36		30	Pass
HT20	MCS0	2	144	5720	15.90	17.10	19.55	21.62		8.36		30	Pass
HT40	MCS0	2	102	5510	12.10	9.70	14.07	21.62		8.36		30	Pass
HT40	MCS0	2	110	5550	16.20	17.20	19.74	21.62		8.36		30	Pass
HT40	MCS0	2	134	5670	16.40	17.70	20.11	21.62		8.36		30	Pass
HT40	MCS0	2	142	5710	16.50	18.00	20.32	21.62		8.36		30	Pass
VHT20	MCS0	2	100	5500	15.80	16.40	19.12	21.62		8.36		30	Pass
VHT20	MCS0	2	116	5580	15.40	16.00	18.72	21.62		8.36		30	Pass
VHT20	MCS0	2	140	5700	14.10	15.20	17.70	21.62		8.36		30	Pass
VHT20	MCS0	2	144	5720	16.10	17.20	19.70	21.62		8.36		30	Pass
VHT40	MCS0	2	102	5510	12.20	9.80	14.17	21.62		8.36		30	Pass
VHT40	MCS0	2	110	5550	16.60	17.20	19.92	21.62		8.36		30	Pass
VHT40	MCS0	2	134	5670	16.60	17.70	20.20	21.62		8.36		30	Pass
VHT40	MCS0	2	142	5710	16.60	18.00	20.37	21.62		8.36		30	Pass
VHT80	MCS0	2	106	5530	9.00	7.20	11.20	21.62		8.36		30	Pass
VHT80	MCS0	2	122	5610	15.60	16.20	18.92	21.62		8.36		30	Pass
VHT80	MCS0	2	138	5690	15.10	16.50	18.87	21.62		8.36		30	Pass

3.3 Power Spectral Density Measurement

3.3.1 Limit of Power Spectral Density

<FCC 14-30 CFR 15.407>

For mobile and portable client devices in the 5.15–5.25 GHz band, the maximum power spectral density shall not exceed 11dBm in any 1 megahertz band.

For the 5.25–5.725 GHz bands, the maximum power spectral density shall not exceed 11 dBm in any 1 megahertz band.

If transmitting antennas of directional gain greater than 6 dBi are used, the peak output power shall be reduced by the amount in dB that the directional gain of the antenna exceeds 6 dBi.

3.3.2 Measuring Instruments

The measuring equipment is listed in the section 4 of this test report.

3.3.3 Test Procedures

The testing follows FCC KDB 789033 D02 General UNII Test Procedures New Rules v01r04. Section F) Maximum power spectral density.

CDD modes

 # Method SA-2 #

(trace averaging across on and off times of the EUT transmissions, followed by duty cycle correction).

- Measure the duty cycle.
- Set span to encompass the entire emission bandwidth (EBW) of the signal.
- Set RBW = 1 MHz.
- Set VBW ≥ 3 MHz.
- Number of points in sweep ≥ 2 Span / RBW.
- Sweep time = auto.
- Detector = RMS
- Trace average at least 100 traces in power averaging mode.
- Add 10 log(1/x), where x is the duty cycle, to the measured power in order to compute the average power during the actual transmission times. For example, add 10 log(1/0.25) = 6 dB if the duty cycle is 25 percent.

TXBF modes

 # Method SA-3 #

(power averaging (rms) detection with max hold):

- Set span to encompass the entire emission bandwidth (EBW) of the signal.
- Set RBW = 1 MHz.
- Set VBW ≥ 3 MHz
- Number of points in sweep ≥ 2 Span / RBW.
- Sweep time ≤ (number of points in sweep) × T, when duty cycle is less than 98 percent where T is the minimum transmission duration over which the transmitter is on and is transmitting at its maximum power control level for the tested mode of operation.
- Detector = power averaging (rms).
- Trace mode = max hold.
- Allow max hold to run for at least 60 seconds, or longer as needed to allow the trace to stabilize.

1. The RF output of EUT was connected to the spectrum analyzer by a low loss cable.
2. Each plot has already offset with cable loss, and attenuator loss. Measure the PPSD and record it.
3. For MIMO mode, calculation method follows FCC KDB 662911 D01 Multiple Transmitter Output v02r01.

   Method (a): Measure and sum the spectra across the outputs.

   The total final Power Spectral Density is from a device with 2 transmitter outputs. The spectrum measurements of the individual outputs are all performed with the same span and number of points, the spectrum value in the first spectral bin of output 1 is summed with that in the first spectral bin of output 2 to obtain the value for the first frequency bin of the summed spectrum.

3.3.4 Test Setup

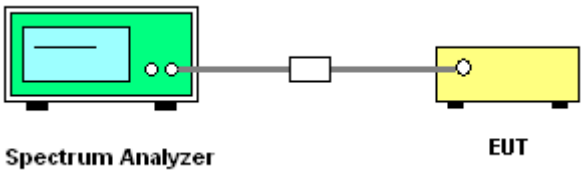

3.3.5 Test Result of Power Spectral Density

<CDD Mode>

FCC Band I														
Mod.	Data Rate	NTX	CH.	Freq. (MHz)	Duty Factor (dB)		Average Power Density (dBm/MHz)			Average PSD Limit (dBm/MHz)		DG (dBi)		Pass /Fail
					Ant 1	Ant 2	Ant 1	Ant 2	SUM	Ant 1	Ant 2	Ant 1	Ant 2	
11a	6Mbps	1	36	5180	0.17	0.17	4.38	4.22	-	11.00	11.00	5.16	5.01	Pass
11a	6Mbps	1	44	5220	0.17	0.17	6.46	5.62		11.00	11.00	5.16	5.01	Pass
11a	6Mbps	1	48	5240	0.17	0.17	5.74	5.92		11.00	11.00	5.16	5.01	Pass
VHT20	MCS0	1	36	5180	0.18	0.18	3.88	3.90		11.00	11.00	5.16	5.01	Pass
VHT20	MCS0	1	44	5220	0.18	0.18	6.54	6.21		11.00	11.00	5.16	5.01	Pass
VHT20	MCS0	1	48	5240	0.18	0.18	5.65	6.43		11.00	11.00	5.16	5.01	Pass
VHT40	MCS0	1	38	5190	0.35	0.35	-4.66	-5.13		11.00	11.00	5.16	5.01	Pass
VHT40	MCS0	1	46	5230	0.35	0.35	2.34	1.10		11.00	11.00	5.16	5.01	Pass
VHT80	MCS0	1	42	5210	0.68	0.70	-8.55	-8.87		11.00	11.00	5.16	5.01	Pass
11a	6Mbps	2	36	5180	0.23	0.23	-		5.63	8.90		8.10		Pass
11a	6Mbps	2	44	5220	0.23	0.23			7.43	8.90		8.10		Pass
11a	6Mbps	2	48	5240	0.23	0.23			7.32	8.90		8.10		Pass
VHT20	MCS0	2	36	5180	0.24	0.21			5.15	8.90		8.10		Pass
VHT20	MCS0	2	44	5220	0.24	0.21			6.85	8.90		8.10		Pass
VHT20	MCS0	2	48	5240	0.24	0.21			6.80	8.90		8.10		Pass
VHT40	MCS0	2	38	5190	0.35	0.35			-4.50	8.90		8.10		Pass
VHT40	MCS0	2	46	5230	0.35	0.35			2.43	8.90		8.10		Pass
VHT80	MCS0	2	42	5210	0.70	0.68			-7.72	8.90		8.10		Pass

Band II														
Mod.	Data Rate	NTX	CH.	Freq. (MHz)	Duty Factor (dB)		Average Power Density (dBm/MHz)			Average PSD Limit (dBm/MHz)		DG (dBi)		Pass /Fail
					Ant 1	Ant 2	Ant 1	Ant 2	SUM	Ant 1	Ant 2	Ant 1	Ant 2	
11a	6Mbps	1	52	5260	0.17	0.17	5.86	6.45	-	11.00	11.00	5.23	5.01	Pass
11a	6Mbps	1	60	5300	0.17	0.17	6.76	5.77		11.00	11.00	5.23	5.01	Pass
11a	6Mbps	1	64	5320	0.17	0.17	3.52	3.59		11.00	11.00	5.23	5.01	Pass
VHT20	MCS0	1	52	5260	0.18	0.18	6.21	5.46		11.00	11.00	5.23	5.01	Pass
VHT20	MCS0	1	60	5300	0.18	0.18	5.47	5.69		11.00	11.00	5.23	5.01	Pass
VHT20	MCS0	1	64	5320	0.18	0.18	4.23	2.95		11.00	11.00	5.23	5.01	Pass
VHT40	MCS0	1	54	5270	0.35	0.35	1.78	1.64		11.00	11.00	5.23	5.01	Pass
VHT40	MCS0	1	62	5310	0.35	0.35	-3.05	-3.56		11.00	11.00	5.23	5.01	Pass
VHT80	MCS0	1	58	5290	0.68	0.70	-6.34	-6.68		11.00	11.00	5.23	5.01	Pass
11a	6Mbps	2	52	5260	0.23	0.23	-		6.52	8.87		8.13		Pass
11a	6Mbps	2	60	5300	0.23	0.23			6.53	8.87		8.13		Pass
11a	6Mbps	2	64	5320	0.23	0.23			4.22	8.87		8.13		Pass
VHT20	MCS0	2	52	5260	0.24	0.21			6.11	8.87		8.13		Pass
VHT20	MCS0	2	60	5300	0.24	0.21			6.02	8.87		8.13		Pass
VHT20	MCS0	2	64	5320	0.24	0.21			4.16	8.87		8.13		Pass
VHT40	MCS0	2	54	5270	0.35	0.35			2.55	8.87		8.13		Pass
VHT40	MCS0	2	62	5310	0.35	0.35			-3.93	8.87		8.13		Pass
VHT80	MCS0	2	58	5290	0.70	0.68			-7.49	8.87		8.13		Pass

Band III														
Mod.	Data Rate	NTX	CH.	Freq. (MHz)	Duty Factor (dB)		Average Power Density (dBm/MHz)			Average PSD Limit (dBm/MHz)		DG (dBi)		Pass /Fail
					Ant 1	Ant 2	Ant 1	Ant 2	SUM	Ant 1	Ant 2	Ant 1	Ant 2	
11a	6Mbps	1	100	5500	0.17	0.17	7.36	6.54	-	11.00	11.00	5.36	5.33	Pass
11a	6Mbps	1	116	5580	0.17	0.17	7.05	6.73		11.00	11.00	5.36	5.33	Pass
11a	6Mbps	1	140	5700	0.17	0.17	4.74	4.56		11.00	11.00	5.36	5.33	Pass
11a	6Mbps	1	144	5720	0.17	0.17	6.55	6.41		11.00	11.00	5.36	5.33	Pass
VHT20	MCS0	1	100	5500	0.18	0.18	5.03	5.38		11.00	11.00	5.36	5.33	Pass
VHT20	MCS0	1	116	5580	0.18	0.18	6.60	6.57		11.00	11.00	5.36	5.33	Pass
VHT20	MCS0	1	140	5700	0.18	0.18	2.31	3.02		11.00	11.00	5.36	5.33	Pass
VHT20	MCS0	1	144	5720	0.18	0.18	6.34	6.36		11.00	11.00	5.36	5.33	Pass
VHT40	MCS0	1	102	5510	0.35	0.35	-2.95	-3.14		11.00	11.00	5.36	5.33	Pass
VHT40	MCS0	1	110	5550	0.35	0.35	2.66	2.30		11.00	11.00	5.36	5.33	Pass
VHT40	MCS0	1	134	5670	0.35	0.35	1.55	1.33		11.00	11.00	5.36	5.33	Pass
VHT40	MCS0	1	142	5710	0.35	0.35	2.68	2.83		11.00	11.00	5.36	5.33	Pass
VHT80	MCS0	1	106	5530	0.68	0.70	-8.67	-8.57		11.00	11.00	5.36	5.33	Pass
VHT80	MCS0	1	122	5610	0.68	0.70	-2.48	-3.05		11.00	11.00	5.36	5.33	Pass
VHT80	MCS0	1	138	5690	0.68	0.70	-2.10	-2.39		11.00	11.00	5.36	5.33	Pass
11a	6Mbps	2	100	5500	0.23	0.23	-		6.45	8.64		8.36		Pass
11a	6Mbps	2	116	5580	0.23	0.23			8.47	8.64		8.36		Pass
11a	6Mbps	2	140	5700	0.23	0.23			4.64	8.64		8.36		Pass
11a	6Mbps	2	144	5720	0.23	0.23			8.64	8.64		8.36		Pass
VHT20	MCS0	2	100	5500	0.24	0.21			5.42	8.64		8.36		Pass
VHT20	MCS0	2	116	5580	0.24	0.21			8.39	8.64		8.36		Pass
VHT20	MCS0	2	140	5700	0.24	0.21			4.25	8.64		8.36		Pass
VHT20	MCS0	2	144	5720	0.24	0.21			8.43	8.64		8.36		Pass
VHT40	MCS0	2	102	5510	0.35	0.35			-1.49	8.64		8.36		Pass
VHT40	MCS0	2	110	5550	0.35	0.35			3.86	8.64		8.36		Pass
VHT40	MCS0	2	134	5670	0.35	0.35			3.04	8.64		8.36		Pass
VHT40	MCS0	2	142	5710	0.35	0.35			4.92	8.64		8.36		Pass
VHT80	MCS0	2	106	5530	0.70	0.68			-7.85	8.64		8.36		Pass
VHT80	MCS0	2	122	5610	0.70	0.68			-1.23	8.64		8.36		Pass
VHT80	MCS0	2	138	5690	0.70	0.68			1.68	8.64		8.36		Pass

Worst Case Power Density (dBm/MHz)

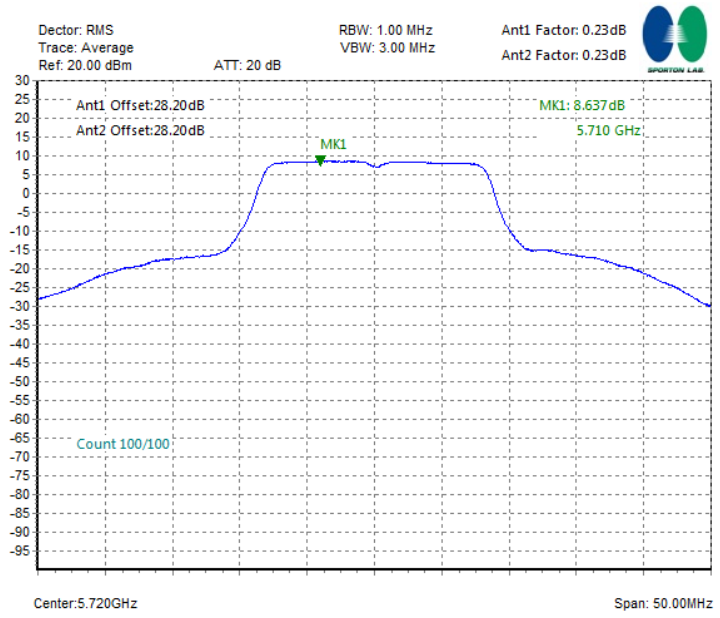

Note: Average Power Density (dB) = Measured value+ Duty Factor

<TXBF Mode>

FCC Band I														
Mod.	Data Rate	NTX	CH.	Freq. (MHz)	Duty Factor (dB)		Average Power Density (dBm/MHz)			Average PSD Limit (dBm/MHz)		DG (dBi)		Pass /Fail
					Ant 1	Ant 2	Ant 1	Ant 2	SUM	Ant 1	Ant 2	Ant 1	Ant 2	
VHT20	MCS0	2	36	5180	0.00	0.00	-		6.72	8.90		8.10		Pass
VHT20	MCS0	2	44	5220	0.00	0.00			7.88	8.90		8.10		Pass
VHT20	MCS0	2	48	5240	0.00	0.00			8.65	8.90		8.10		Pass
VHT40	MCS0	2	38	5190	0.00	0.00			-2.86	8.90		8.10		Pass
VHT40	MCS0	2	46	5230	0.00	0.00			4.54	8.90		8.10		Pass
VHT80	MCS0	2	42	5210	0.00	0.00			-6.31	8.90		8.10		Pass

Band II														
Mod.	Data Rate	NTX	CH.	Freq. (MHz)	Duty Factor (dB)		Average Power Density (dBm/MHz)			Average PSD Limit (dBm/MHz)		DG (dBi)		Pass /Fail
					Ant 1	Ant 2	Ant 1	Ant 2	SUM	Ant 1	Ant 2	Ant 1	Ant 2	
VHT20	MCS0	2	52	5260	0.00	0.00	-		7.92	8.87		8.13		Pass
VHT20	MCS0	2	60	5300	0.00	0.00			8.17	8.87		8.13		Pass
VHT20	MCS0	2	64	5320	0.00	0.00			7.04	8.87		8.13		Pass
VHT40	MCS0	2	54	5270	0.00	0.00			5.21	8.87		8.13		Pass
VHT40	MCS0	2	62	5310	0.00	0.00			0.31	8.87		8.13		Pass
VHT80	MCS0	2	58	5290	0.00	0.00			-4.25	8.87		8.13		Pass

Band III														
Mod.	Data Rate	NTX	CH.	Freq. (MHz)	Duty Factor (dB)		Average Power Density (dBm/MHz)			Average PSD Limit (dBm/MHz)		DG (dBi)		Pass /Fail
					Ant 1	Ant 2	Ant 1	Ant 2	SUM	Ant 1	Ant 2	Ant 1	Ant 2	
VHT20	MCS0	2	100	5500	0.00	0.00	-		8.47	8.64		8.36		Pass
VHT20	MCS0	2	116	5580	0.00	0.00			8.38	8.64		8.36		Pass
VHT20	MCS0	2	140	5700	0.00	0.00			6.74	8.64		8.36		Pass
VHT20	MCS0	2	144	5720	0.00	0.00			8.58	8.64		8.36		Pass
VHT40	MCS0	2	102	5510	0.00	0.00			0.61	8.64		8.36		Pass
VHT40	MCS0	2	110	5550	0.00	0.00			6.81	8.64		8.36		Pass
VHT40	MCS0	2	134	5670	0.00	0.00			6.87	8.64		8.36		Pass
VHT40	MCS0	2	142	5710	0.00	0.00			6.68	8.64		8.36		Pass
VHT80	MCS0	2	106	5530	0.00	0.00			-5.59	8.64		8.36		Pass
VHT80	MCS0	2	122	5610	0.00	0.00			2.55	8.64		8.36		Pass
VHT80	MCS0	2	138	5690	0.00	0.00			1.81	8.64		8.36		Pass

Worst Case Power Density (dBm/MHz)

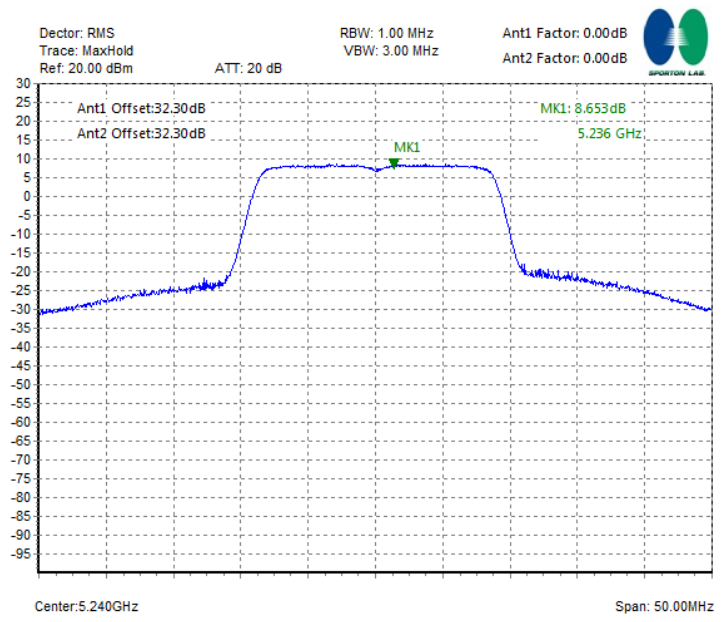

3.4 Unwanted Emissions Measurement

This section is to measure unwanted emissions through radiated measurement for band edge spurious emissions and out of band emissions measurement.

3.4.1 Limit of Unwanted Emissions

(1) For transmitters operating in the 5150-5250 MHz band: all emissions outside of the 5150-5350 MHz band shall not exceed an EIRP of –27dBm/MHz.

For transmitters operating in the 5250-5350 MHz band: all emissions outside of the 5150-5350 MHz band shall not exceed an EIRP of -27 dBm/MHz. Devices operating in the 5250-5350 MHz band that generate emissions in the 5150-5250 MHz band must meet all applicable technical requirements for operation in the 5150-5250 MHz band (including indoor use) or alternatively meet an out-of-band emission EIRP limit of -27 dBm/MHz in the 5150-5250 MHz band.

For transmitters operating in the 5470-5600 MHz and 5650-5725MHz band: all emissions outside of the 5470-5600 MHz and 5650-5725MHz band shall not exceed an EIRP of -27 dBm/MHz.

(2) Unwanted spurious emissions fallen in restricted bands per FCC Part15.205 shall comply with the general field strength limits set forth in § 15.209 as below table,

Frequency (MHz)	Field Strength (microvolts/meter)	Measurement Distance (meters)
0.009 – 0.490	2400/F(kHz)	300
0.490 – 1.705	24000/F(kHz)	30
1.705 – 30.0	30	30
30 – 88	100	3
88 – 216	150	3
216 - 960	200	3
Above 960	500	3

Note: The following formula is used to convert the EIRP to field strength.

$$E=\frac{1000000\sqrt{30P}}{3}$$ μV/m, where P is the eirp (Watts)

EIRP (dBm)	Field Strength at 3m (dBμV/m)
-17	78.3
- 27	68.3

(3) KDB789033 D02 v01r04 G)2)c)

(i) Section 15.407(b)(1-3) specifies the unwanted emissions limit for the U-NII-1 and 2 bands. As specified, emissions above 1000 MHz that are outside of the restricted bands are subject to a peak emission limit of -27 dBm/MHz. However, an out-of-band emission that complies with both the average and peak limits of Section 15.209 is not required to satisfy the -27 dBm/MHz dBm/MHz peak emission limit.

(ii) Section 15.407(b)(4) specifies the unwanted emissions limit for the U-NII-3 band. A band emissions mask is specified in Section 15.407(b)(4)(i). An alternative to the band emissions mask is specified in Section 15.407(b)(4)(ii). The alternative limits are based on the highest antenna gain specified in the filing. There are also marketing and importation restrictions for the alternative limit.

Note 3: An out-of-band emission that complies with both the average and peak limits of Section 15.209 is not required to satisfy the -27 dBm/MHz peak emission limit.

Note 4: Only devices with antenna gains of 10 dBi or less may be approved using the emission limits specified in Section 15.247(d) till March 2, 2018; all other devices operating in this band must use the mask specified in Section 15.407(b)(4)(i).

3.4.2 Measuring Instruments

The measuring equipment is listed in the section 4 of this test report.

3.4.3 Test Procedures

1. The testing follows FCC KDB 789033 D02 General UNII Test Procedures New Rules v01r04. Section G) Unwanted emissions measurement.

   (1) Procedure for Unwanted Emissions Measurements Below 1000MHz

   - RBW = 120 kHz
   - VBW = 300 kHz
   - Detector = Peak
   - Trace mode = max hold

   (2) Procedure for Peak Unwanted Emissions Measurements Above 1000 MHz

   - RBW = 1 MHz
   - VBW ≥ 3 MHz
   - Detector = Peak
   - Sweep time = auto
   - Trace mode = max hold

   (3) Procedures for Average Unwanted Emissions Measurements Above 1000MHz

   - RBW = 1 MHz
   - VBW = 10 Hz, when duty cycle is no less than 98 percent.
   - VBW ≥ 1/T, when duty cycle is less than 98 percent where T is the minimum transmission duration over which the transmitter is on and is transmitting at its maximum power control level for the tested mode of operation.

2. The EUT was placed on a turntable with 0.8 meter for frequency below 1GHz and 1.5 meter for frequency above 1GHz respectively above ground.
3. The EUT was set 3 meters from the interference receiving antenna which was mounted on the top of a variable height antenna tower.
4. The antenna is a broadband antenna and its height is adjusted between one meter and four meters above ground to find the maximum value of the field strength for both horizontal polarization and vertical polarization of the antenna.
5. For each suspected emission, the EUT was arranged to its worst case and then adjust the antenna tower (from 1 m to 4 m) and turntable (from 0 degree to 360 degrees) to find the maximum reading.
6. For testing below 1GHz, if the emission level of the EUT in peak mode was 3 dB lower than the limit specified, then peak values of EUT will be reported, otherwise, the emissions will be repeated one by one using the CISPR quasi-peak method and reported.
7. For testing above 1GHz, the emission level of the EUT in peak mode was 20dB lower than average limit (that means the emission level in average mode also complies with the limit in average mode), then peak values of EUT will be reported, otherwise, the emissions will be measured in average mode again and reported.

3.4.4 Test Setup

For radiated emissions below 30MHz

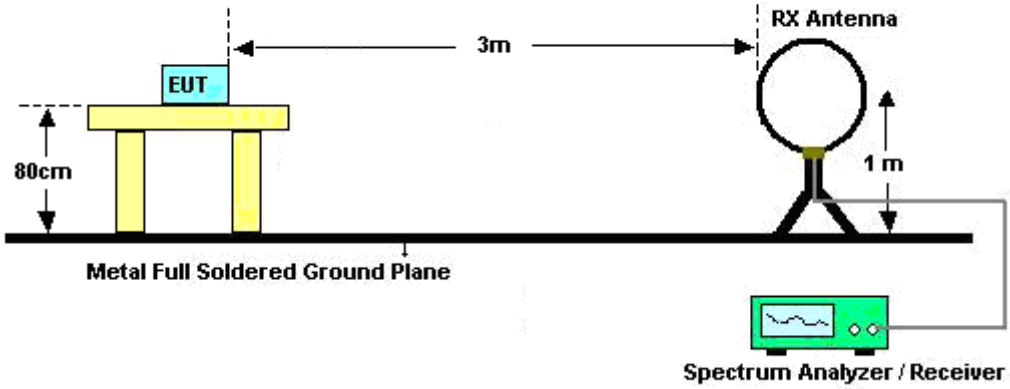

For radiated emissions from 30MHz to 1GHz

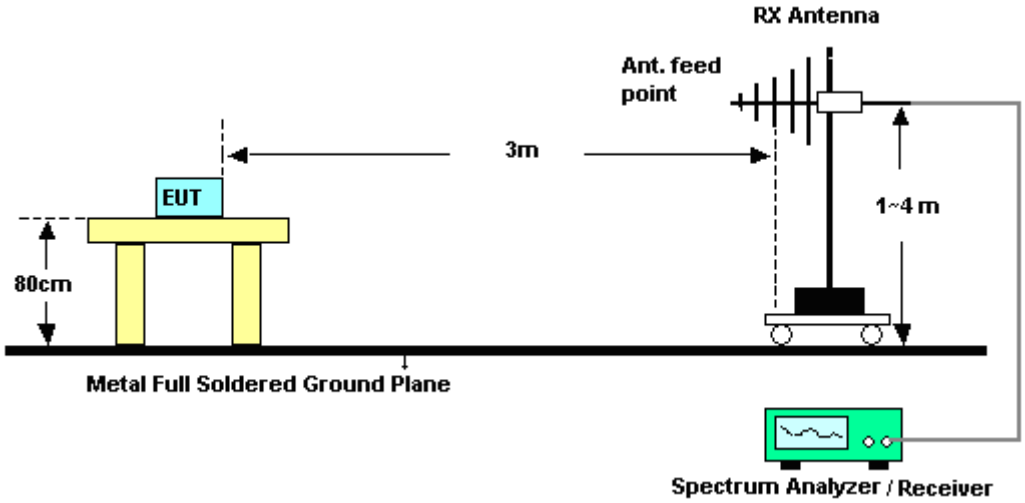

For radiated emissions above 1GHz

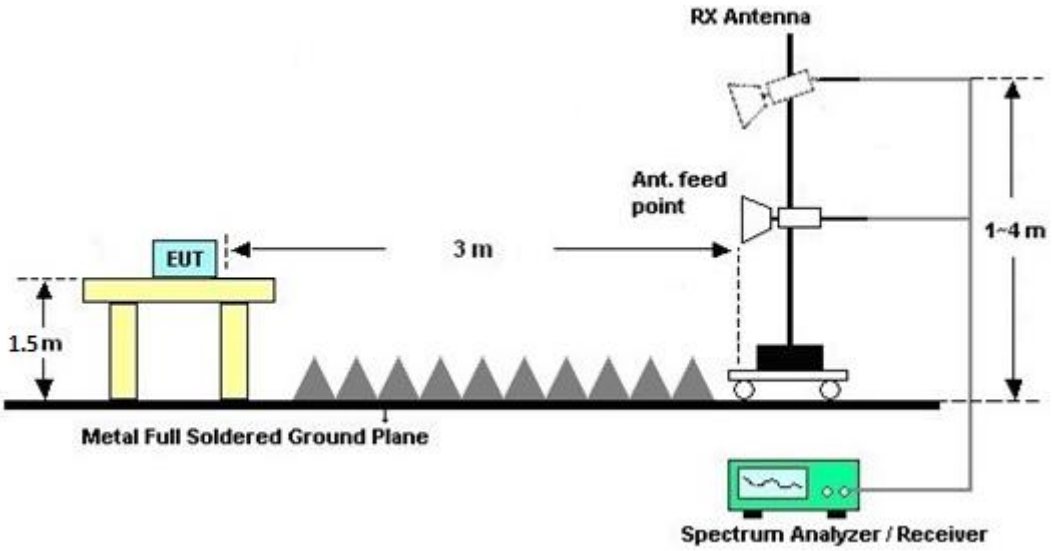

3.4.5 Test Results of Radiated Spurious Emissions (9 kHz ~ 30 MHz)

The low frequency, which started from 9 kHz to 30MHz, was pre-scanned and the result which was 20dB lower than the limit line per 15.31(o) was not reported.

3.4.6 Test Result of Radiated Spurious at Band Edges

Please refer to Appendix B and C.

3.4.7 Duty Cycle

Please refer to Appendix D.

3.4.8 Test Result of Radiated Spurious Emissions (30MHz ~ 10th Harmonic)

Please refer to Appendix B and C.

3.5 AC Conducted Emission Measurement

3.5.1 Limit of AC Conducted Emission

For equipment that is designed to be connected to the public utility (AC) power line, the radio frequency voltage that is conducted back onto the AC power line on any frequency or frequencies within the band 150 kHz to 30 MHz shall not exceed the limits in the following table.

Frequency of emission (MHz)	Conducted limit (dBμV)	
	Quasi-peak	Average
0.15-0.5	66 to 56*	56 to 46*
0.5-5	56	46
5-30	60	50

*Decreases with the logarithm of the frequency.

3.5.2 Measuring Instruments

The measuring equipment is listed in the section 4 of this test report.

3.5.3 Test Procedures

1. The EUT was placed 0.4 meter from the conducting wall of the shielding room was kept at least 80 centimeters from any other grounded conducting surface.
2. Connect EUT to the power mains through a line impedance stabilization network (LISN).
3. All the support units are connecting to the other LISN.
4. The LISN provides 50 ohm coupling impedance for the measuring instrument.
5. The FCC states that a 50 ohm, 50 microhenry LISN should be used.
6. Both sides of AC line were checked for maximum conducted interference.
7. The frequency range from 150 kHz to 30 MHz was searched.
8. Set the test-receiver system to Peak Detect Function and specified bandwidth with Maximum Hold Mode.

3.5.4 Test Setup

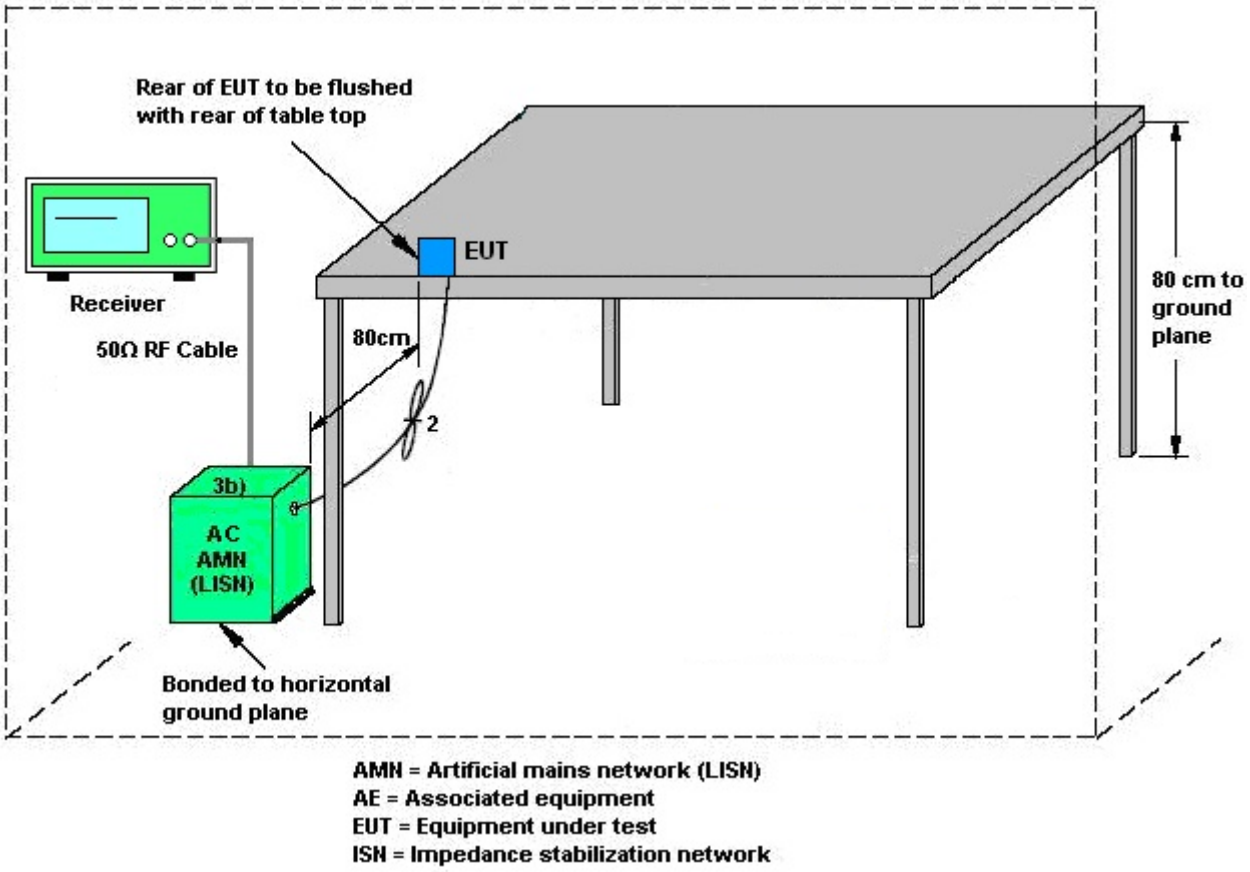

3.5.5 Test Result of AC Conducted Emission

Please refer to Appendix A.

3.6 Frequency Stability Measurement

3.6.1 Limit of Frequency Stability

Manufacturers of U-NII devices are responsible for ensuring frequency stability such that an emission is maintained within the band of operation under all conditions of normal operation as specified in the user's manual.

3.6.2 Measuring Instruments

The measuring equipment is listed in the section 4 of this test report.

3.6.3 Test Procedures

1. To ensure emission at the band edge is maintained within the authorized band, those values shall be measured by radiation emissions at upper and lower frequency points, and finally compensated by frequency deviation as procedures below.
2. The EUT was operated at the maximum output power, and connected to the spectrum analyzer, which is set to maximum hold function and peak detector. The peak value of the power envelope was measured and noted. The upper and lower frequency points were respectively measured relatively 10dB lower than the measured peak value.
3. The frequency deviation was calculated by adding the upper frequency point and the lower frequency point divided by two. Those detailed values of frequency deviation are provided in table below.

3.6.4 Test Setup

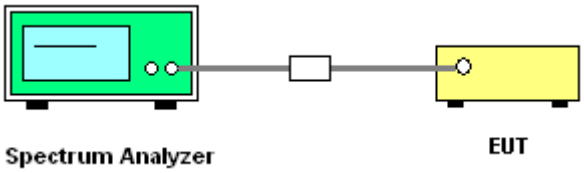

3.6.5 Test Result of Frequency Stability

Test Band :	5GHz band 1,2,3	Test Engineer :	Kai Liao

Mod.	Data Rate	NTX	Channel	Freq. (MHz)	Center Frequency (MHz)	Frequency Deviation (MHz)	Frequency Stability (ppm)	Temperature (˚C)	Voltage (V)
11a	6Mbps	1	36	5180	5180.000	0.000	0.00	50	3.8
11a	6Mbps	1	36	5180	5180.000	0.000	0.00	-30	3.8
11a	6Mbps	1	36	5180	5180.000	0.000	0.00	20	4.2
11a	6Mbps	1	36	5180	5180.000	0.000	0.00	20	3.6
11a	6Mbps	1	36	5180	5180.000	0.000	0.00	20	3.8

Mod.	Data Rate	NTX	Channel	Freq. (MHz)	Center Frequency (MHz)	Frequency Deviation (MHz)	Frequency Stability (ppm)	Temperature (˚C)	Voltage (V)
11a	6Mbps	1	64	5320	5320.000	0.000	0.00	50	3.8
11a	6Mbps	1	64	5320	5320.000	0.000	0.00	-30	3.8
11a	6Mbps	1	64	5320	5320.000	0.000	0.00	20	4.2
11a	6Mbps	1	64	5320	5320.000	0.000	0.00	20	3.6
11a	6Mbps	1	64	5320	5320.000	0.000	0.00	20	3.8

Mod.	Data Rate	NTX	Channel	Freq. (MHz)	Center Frequency (MHz)	Frequency Deviation (MHz)	Frequency Stability (ppm)	Temperature (˚C)	Voltage (V)
11a	6Mbps	1	100	5500	5500.050	0.050	9.09	50	3.8
11a	6Mbps	1	100	5500	5500.000	0.000	0.00	-30	3.8
11a	6Mbps	1	100	5500	5500.000	0.000	0.00	20	4.2
11a	6Mbps	1	100	5500	5500.000	0.000	0.00	20	3.6
11a	6Mbps	1	100	5500	5500.000	0.000	0.00	20	3.8

Note: Center Frequency = (Low Frequency + High Frequency) / 2.

3.7 Automatically Discontinue Transmission

3.7.1 Limit of Automatically Discontinue Transmission

The device shall automatically discontinue transmission in case of either absence of information to transmit or operational failure. These provisions are not intended to preclude the transmission of control or signaling information or the use of repetitive codes used by certain digital technologies to complete frame or burst intervals. Applicants shall include in their application for equipment authorization to describe how this requirement is met.

3.7.2 Measuring Instruments

The measuring equipment is listed in the section 4 of this test report.

3.7.3 Test Result of Automatically Discontinue Transmission

While the EUT is not transmitting any information, the EUT can automatically discontinue transmission and become standby mode for power saving. The EUT can detect the controlling signal of ACK message transmitting from remote device and verify whether it shall resend or discontinue transmission.

3.8 Antenna Requirements

3.8.1 Standard Applicable

If transmitting antenna directional gain is greater than 6 dBi, both the peak transmit power and the peak power spectral density shall be reduced by the amount in dB that the directional gain of the antenna exceeds 6 dBi.

3.8.2 Antenna Anti-Replacement Construction

An embedded-in antenna design is used.

3.8.3 Antenna Gain

CDD modes

FCC KDB 662911 D01 Multiple Transmitter Output v02r01

For CDD transmissions, directional gain is calculated as

Directional gain = G_{ANT} + Array Gain, where Array Gain is as follows.

For power spectral density (PSD) measurements on all devices,

Array Gain = 10 log(N_{ANT}/N_{SS}=1) dB.

For power measurements on IEEE 802.11 devices,

Array Gain = 0 dB (i.e., no array gain) for $N_{ANT} \leq 4$.

Directional gain may be calculated by using the formulas applicable to equal gain antennas with G_{ANT} set equal to the gain of the antenna having the highest gain;

The EUT supports CDD mode.

For power, the directional gain G_{ANT} is set equal to the antenna having the highest gain, i.e., F)2)f)i).

For PSD, the directional gain calculation is following F)2)f)ii) of KDB 662911 D01 v02r01.

The power and PSD limit should be modified if the directional gain of EUT is over 6 dBi,

The directional gain “DG” is calculated as following table.

	(dBi)	(dBi)	(dBi)	(dBi)	(dB)	(dB)
Band I	5.16	5.01	5.16	8.10	0.00	2.10
Band II	5.23	5.01	5.23	8.13	0.00	2.13
Band III	5.36	5.33	5.36	8.36	0.00	2.36

Power limit reduction = Composite gain – 6dBi, (min = 0)

PSD limit reduction = Composite gain + PSD Array gain – 6dBi, (min = 0)

TXBF modes

FCC KDB 662911 D01 Multiple Transmitter Output v02r01

For CDD transmissions, directional gain is calculated as

$$DirectionalGain = 10 \cdot \log \left[\frac{\sum_{j=1}^{N_{SS}} \left\{ \sum_{k=1}^{N_{ANT}} g_{j,k} \right\}^2}{N_{ANT}} \right]$$

where

Each antenna is driven by no more than one spatial stream;

N_{SS} = the number of independent spatial streams of data;

N_{ANT} = the total number of antennas

$g_{j,k} = 10^{G_k/20}$ if the kth antenna is being fed by spatial stream j, or zero if it is not;

G_k is the gain in dBi of the kth antenna.

The EUT supports beamforming for 802.11ac modes.

The directional gain calculation is following F)2)e)ii) of KDB 662911 D01 v02r01.

The power and PSD limit should be modified if the directional gain of EUT is over 6 dBi,

The directional gain "DG" is calculated as following table.

	Ant 1 (dBi)	Ant 2 (dBi)	DG for Power (dBi)	DG for PSD (dBi)	Power Limit Reduction (dB)	PSD Limit Reduction (dB)
Band I	5.16	5.01	8.10	8.10	2.10	2.10
Band II	5.23	5.01	8.13	8.13	2.13	2.13
Band III	5.36	5.33	8.36	8.36	2.36	2.36

Power Limit Reduction = DG(Power) – 6dBi, (min = 0)

PSD Limit Reduction = DG(PSD) – 6dBi, (min = 0)

4 List of Measuring Equipment

Instrument	Manufacturer	Model No.	Serial No.	Characteristics	Calibration Date	Test Date	Due Date	Remark
Power Meter	Anritsu	ML2495A	1132003	N/A	Aug. 09, 2017	Sep.04, 2017 ~ Oct. 17, 2017	Aug. 08, 2018	Conducted (TH05-HY)
Power Sensor	Anritsu	MA2411B	1126017	300MHz~40GHz	Aug. 09, 2017	Sep.04, 2017 ~ Oct. 17, 2017	Aug. 08, 2018	Conducted (TH05-HY)
Spectrum Analyzer	Rohde & Schwarz	FSP40	100057	9kHz-40GHz	Nov. 25, 2016	Sep.04, 2017 ~ Oct. 17, 2017	Nov. 24, 2017	Conducted (TH05-HY)
Temperature Chamber	ESPEC	SU-241	92003713	-30℃ ~95℃	Jun. 05, 2017	Sep.04, 2017 ~ Oct. 17, 2017	Jun. 04, 2018	Conducted (TH05-HY)
Programmable Power Supply	GW Instek	PSS-2005	EL890089	1V~20V 0.5A~5A	Jan. 12, 2017	Sep.04, 2017 ~ Oct. 17, 2017	Jan. 11, 2018	Conducted (TH05-HY)
Power Sensor	DARE	RPR3006W	16I000054S NO13	10MHz~6GHz	Dec. 22, 2016	Sep. 20, 2017 ~ Oct. 18, 2017	Dec. 21, 2017	Conducted (TH05-HY)
Spectrum Analyzer	Rohde & Schwarz	FSP40	100057	9kHz-40GHz	Nov. 25, 2016	Sep. 20, 2017 ~ Oct. 18, 2017	Nov. 24, 2017	Conducted (TH05-HY)
Programmable Power Supply	GW Instek	PSS-2005	EL890089	1V~20V 0.5A~5A	Jan. 12, 2017	Sep.20, 2017 ~ Oct. 18, 2017	Jan. 11, 2018	Conducted (TH05-HY)
AC Power Source	ChainTek	APC-1000W	N/A	N/A	N/A	Sep. 24, 2017	N/A	Conduction (CO05-HY)
EMI Test Receiver	Rohde & Schwarz	ESCI 7	100724	9kHz~7GHz	Sep. 20, 2017	Sep. 24, 2017	Sep. 19, 2018	Conduction (CO05-HY)
LISN	Rohde & Schwarz	ENV216	100080	9kHz~30MHz	Nov. 29, 2016	Sep. 24, 2017	Nov. 28, 2017	Conduction (CO05-HY)
Bilog Antenna	TESEQ	CBL 6111D&00800 N1D01N-06	35419&03	30MHz to 1GHz	Jan. 07, 2017	Sep. 06, 2017 ~ Oct. 16, 2017	Jan. 06, 2018	Radiation (03CH07-HY)
Double Ridge Horn Antenna	ESCO	3117	00075962	1GHz ~ 18GHz	Aug. 23, 2017	Sep. 06, 2017 ~ Oct. 16, 2017	Aug. 22, 2018	Radiation (03CH07-HY)
Loop Antenna	Rohde & Schwarz	HFH2-Z2	100315	9 kHz~30 MHz	May 15, 2017	Sep. 06, 2017 ~ Oct. 16, 2017	May 14, 2019	Radiation (03CH07-HY)
Preamplifier	MITEQ	AMF-7D-0010 1800-30-10P	1590075	1GHz ~ 18GHz	Apr. 25, 2017	Sep. 06, 2017 ~ Oct. 16, 2017	Apr. 24, 2018	Radiation (03CH07-HY)
Preamplifier	COM-POWER	PA-103A	161241	10MHz-1GHz	Mar. 14, 2017	Sep. 06, 2017 ~ Oct. 16, 2017	Mar. 13, 2018	Radiation (03CH07-HY)
Preamplifier	Agilent	8449B	3008A02362	1GHz~ 26.5GHz	Oct. 12, 2016	Sep. 06, 2017 ~ Oct. 16, 2017	Oct. 11, 2017	Radiation (03CH07-HY)
Preamplifier	Agilent	8449B	3008A02375	1GHz~26.5GHz	Dec. 21, 2016	Sep. 06, 2017 ~ Oct. 16, 2017	Dec. 20, 2017	Radiation (03CH07-HY)

Instrument	Manufacturer	Model No.	Serial No.	Characteristics	Calibration Date	Test Date	Due Date	Remark
Antenna Mast	Max-Full	MFA520BS	N/A	1m~4m	N/A	Sep. 06, 2017 ~ Oct. 16, 2017	N/A	Radiation (03CH07-HY)
Turn Table	ChainTek	Chaintek 3000	N/A	0~360 Degree	N/A	Sep. 06, 2017 ~ Oct. 16, 2017	N/A	Radiation (03CH07-HY)
Amplifier	MITEQ	TTA1840-35-HG	1871923	18GHz~40GHz, VSWR : 2.5:1 max	Jul. 18, 2017	Sep. 06, 2017 ~ Oct. 16, 2017	Jul. 17, 2018	Radiation (03CH07-HY)
EMI Test Receiver	Agilent	N9038A(MXE)	MY53290053	20Hz to 26.5GHz	Jan. 12, 2017	Sep. 06, 2017 ~ Oct. 16, 2017	Jan. 11, 2018	Radiation (03CH07-HY)
SHF-EHF Horn Antenna	SCHWARZBECK	BBHA 9170	BBHA9170584	18GHz- 40GHz	Nov. 08, 2016	Sep. 06, 2017 ~ Oct. 16, 2017	Nov. 07, 2017	Radiation (03CH07-HY)
Spectrum Analyzer	Agilent	N9010A	MY53470118	10Hz~44GHz	Apr. 17, 2017	Sep. 06, 2017 ~ Oct. 16, 2017	Apr. 16, 2018	Radiation (03CH07-HY)

5 Uncertainty of Evaluation

Uncertainty of Conducted Emission Measurement (150kHz ~ 30MHz)

Measuring Uncertainty for a Level of Confidence of 95% (U = 2Uc(y))	2.70

Uncertainty of Radiated Emission Measurement (30 MHz ~ 1000 MHz)

Measuring Uncertainty for a Level of Confidence of 95% (U = 2Uc(y))	5.70

Uncertainty of Radiated Emission Measurement (1000 MHz ~ 18000 MHz)

Measuring Uncertainty for a Level of Confidence of 95% (U = 2Uc(y))	5.50

Uncertainty of Radiated Emission Measurement (18000 MHz ~ 40000 MHz)

Measuring Uncertainty for a Level of Confidence of 95% (U = 2Uc(y))	5.20

Appendix A. AC Conducted Emission Test Result

Test Engineer :	Arthur Hsieh	Temperature :	21~24℃
		Relative Humidity :	51~55%

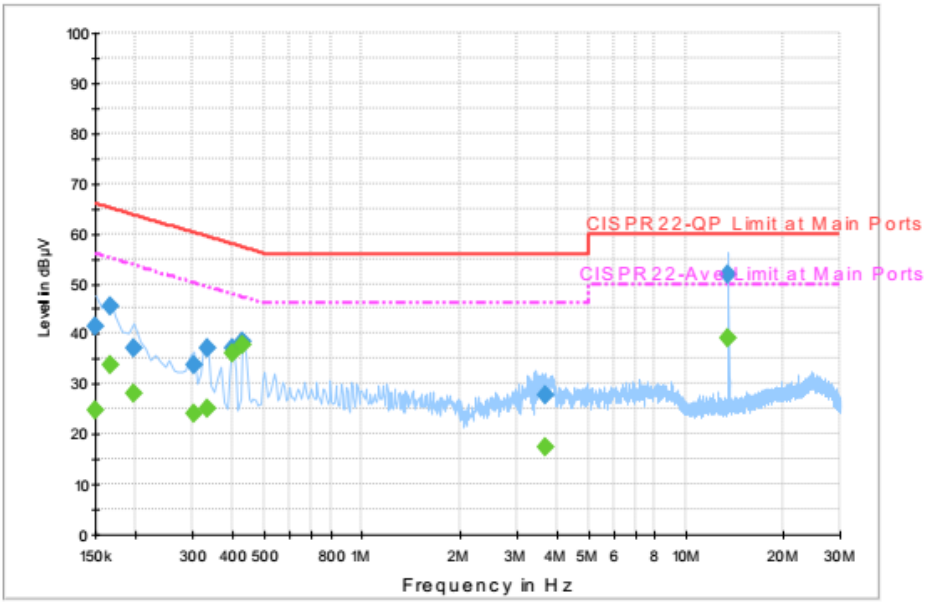

Final Result 1

Frequency (MHz)	QuasiPeak (dBµV)	Filter	Line	Corr. (dB)	Margin (dB)	Limit (dBµV)
0.150000	41.6	Off	L1	19.6	24.4	66.0
0.166000	45.4	Off	L1	19.6	19.8	65.2
0.198000	37.1	Off	L1	19.6	26.6	63.7
0.302000	33.7	Off	L1	19.6	26.5	60.2
0.334000	37.0	Off	L1	19.6	22.4	59.4
0.398000	37.0	Off	L1	19.6	20.9	57.9
0.430000	38.6	Off	L1	19.6	18.7	57.3
3.686000	27.8	Off	L1	19.7	28.2	56.0
13.558000	51.9	Off	L1	20.2	8.1	60.0

Final Result 2

Frequency (MHz)	Average (dBµV)	Filter	Line	Corr. (dB)	Margin (dB)	Limit (dBµV)
0.150000	24.7	Off	L1	19.6	31.3	56.0
0.166000	33.9	Off	L1	19.6	21.3	55.2
0.198000	28.1	Off	L1	19.6	25.6	53.7
0.302000	24.0	Off	L1	19.6	26.2	50.2
0.334000	25.2	Off	L1	19.6	24.2	49.4
0.398000	36.2	Off	L1	19.6	11.7	47.9
0.430000	37.8	Off	L1	19.6	9.5	47.3
3.686000	17.4	Off	L1	19.7	28.6	46.0
13.558000	39.2	Off	L1	20.2	10.8	50.0

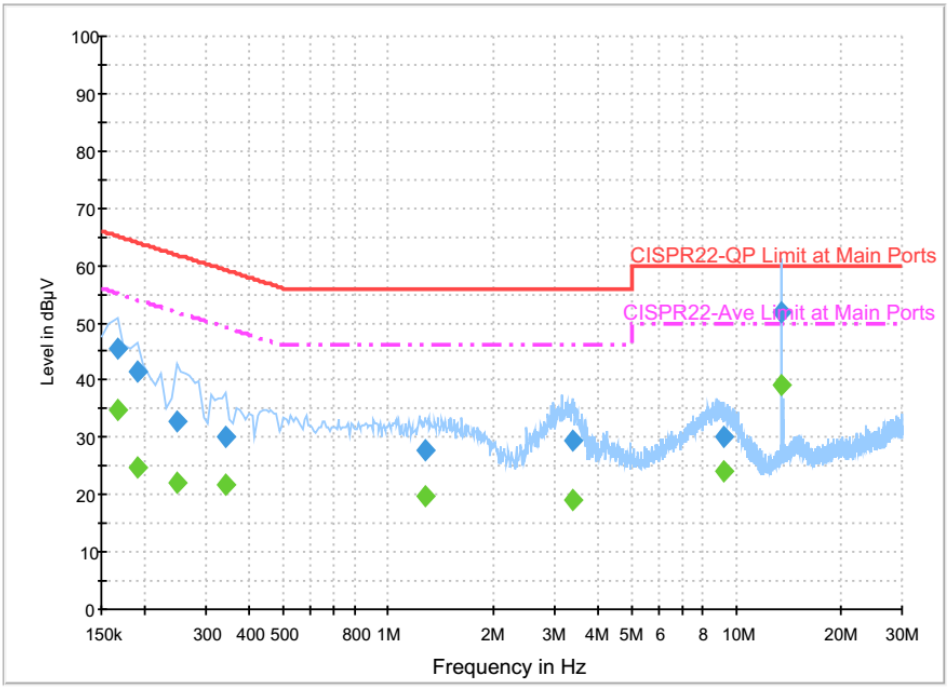

Final Result 1

Frequency (MHz)	QuasiPeak (dBµV)	Filter	Line	Corr. (dB)	Margin (dB)	Limit (dBµV)
0.166000	45.5	Off	N	19.5	19.7	65.2
0.190000	41.4	Off	N	19.5	22.6	64.0
0.246000	32.9	Off	N	19.5	29.0	61.9
0.342000	30.2	Off	N	19.5	29.0	59.2
1.278000	27.7	Off	N	19.6	28.3	56.0
3.382000	29.3	Off	N	19.6	26.7	56.0
9.222000	30.2	Off	N	20.0	29.8	60.0
13.558000	52.0	Off	N	20.3	8.0	60.0

Final Result 2

Frequency (MHz)	Average (dBµV)	Filter	Line	Corr. (dB)	Margin (dB)	Limit (dBµV)
0.166000	34.8	Off	N	19.5	20.4	55.2
0.190000	24.7	Off	N	19.5	29.3	54.0
0.246000	22.1	Off	N	19.5	29.8	51.9
0.342000	21.8	Off	N	19.5	27.4	49.2
1.278000	19.6	Off	N	19.6	26.4	46.0
3.382000	19.1	Off	N	19.6	26.9	46.0
9.222000	24.0	Off	N	20.0	26.0	50.0
13.558000	39.2	Off	N	20.3	10.8	50.0

Appendix B. Radiated Spurious Emission

Test Engineer :	Jesse Wang / Stan Hsieh / James Chiu	Temperature :	22~27°C
		Relative Humidity :	52~58%

<CDD Mode>

Band 1 - 5150~5250MHz

WIFI 802.11a (Band Edge @ 3m)

WIFI Ant.	Note	Frequency	Level	Over Limit	Limit Line	Read Level	Antenna Factor	Cable Loss	Preamp Factor	Ant Pos	Table Pos	Peak Avg.	Pol.
1		(MHz)	(dBμV/m)	(dB)	(dBμV/m)	(dBμV)	(dB/m)	(dB)	(dB)	(cm)	(deg)	(P/A)	(H/V)
802.11a CH 36 5180MHz		5142.48	60.86	-13.14	74	49.54	34.41	11.99	35.08	100	236	P	H
		5149.76	52.36	-1.64	54	41.04	34.41	11.99	35.08	100	236	A	H
	*	5180	111.44	-	-	100.07	34.46	11.99	35.08	100	236	P	H
	*	5180	104.55	-	-	93.18	34.46	11.99	35.08	100	236	A	H
													H
													H
		5145.34	57.53	-16.47	74	46.21	34.41	11.99	35.08	100	260	P	V
		5149.76	49.21	-4.79	54	37.89	34.41	11.99	35.08	100	260	A	V
	*	5180	107.78	-	-	96.41	34.46	11.99	35.08	100	260	P	V
	*	5180	100.49	-	-	89.12	34.46	11.99	35.08	100	260	A	V
													V
													V
802.11a CH 44 5220MHz		5148.72	54.09	-19.91	74	42.77	34.41	11.99	35.08	100	239	P	H
		5150	46.72	-7.28	54	35.4	34.41	11.99	35.08	100	239	A	H
	*	5220	114.17	-	-	102.71	34.5	12.04	35.08	100	239	P	H
	*	5220	106.68	-	-	95.22	34.5	12.04	35.08	100	239	A	H
		5429.2	54.19	-19.81	74	41.84	34.81	12.63	35.09	100	239	P	H
		5431.44	46.28	-7.72	54	33.93	34.81	12.63	35.09	100	239	A	H
		5149.5	52.75	-21.25	74	41.43	34.41	11.99	35.08	100	264	P	V
		5147.68	44.78	-9.22	54	33.46	34.41	11.99	35.08	100	264	A	V
	*	5220	111.3	-	-	99.84	34.5	12.04	35.08	100	264	P	V
	*	5220	104	-	-	92.54	34.5	12.04	35.08	100	264	A	V
		5432.28	52.34	-21.66	74	39.99	34.81	12.63	35.09	100	264	P	V
		5430.32	43.92	-10.08	54	31.57	34.81	12.63	35.09	100	264	A	V

802.11a CH 48 5240MHz		5115.7	52.36	-21.64	74	41.12	34.36	11.95	35.07	100	240	P	H
		5146.64	44.33	-9.67	54	33.01	34.41	11.99	35.08	100	240	A	H
	*	5240	114.25	-	-	102.64	34.53	12.16	35.08	100	240	P	H
	*	5240	106.81	-	-	95.2	34.53	12.16	35.08	100	240	A	H
		5453.56	53.55	-20.45	74	41.18	34.83	12.63	35.09	100	240	P	H
		5451.32	46.06	-7.94	54	33.69	34.83	12.63	35.09	100	240	A	H
		5138.84	51.83	-22.17	74	40.57	34.39	11.95	35.08	100	264	P	V
		5149.5	43.16	-10.84	54	31.84	34.41	11.99	35.08	100	264	A	V
	*	5240	111.22	-	-	99.61	34.53	12.16	35.08	100	264	P	V
	*	5240	103.75	-	-	92.14	34.53	12.16	35.08	100	264	A	V
		5457.48	53.72	-20.28	74	41.35	34.83	12.63	35.09	100	264	P	V
		5451.88	44.13	-9.87	54	31.76	34.83	12.63	35.09	100	264	A	V
Remark	1. No other spurious found. 2. All results are PASS against Peak and Average limit line.												

Band 1 5150~5250MHz

WIFI 802.11a (Harmonic @ 3m)

WIFI Ant. 1	Note	Frequency (MHz)	Level (dBµV/m)	Over Limit (dB)	Limit Line (dBµV/m)	Read Level (dBµV)	Antenna Factor (dB/m)	Cable Loss (dB)	Preamp Factor (dB)	Ant Pos (cm)	Table Pos (deg)	Peak Avg. (P/A)	Pol. (H/V)
802.11a CH 36 5180MHz		10360	50.62	-23.38	74	54.91	37.19	17.83	59.31	100	0	P	H
		15534	50.93	-23.07	74	45.21	40.43	22.16	56.87	100	0	P	H
													H
													H
		10360	50.96	-23.04	74	55.25	37.19	17.83	59.31	100	0	P	V
		15546	58.23	-15.77	74	52.45	40.44	22.2	56.86	100	246	P	V
		15546	45.39	-8.61	54	39.61	40.44	22.2	56.86	100	246	A	V
													V
802.11a CH 44 5220MHz		10440	50.74	-23.26	74	54.83	37.25	17.91	59.25	100	0	P	H
		15660	58.47	-15.53	74	52.44	40.52	22.29	56.78	100	163	P	H
		15660	47.92	-6.08	54	41.89	40.52	22.29	56.78	100	163	A	H
													H
		10440	50.32	-23.68	74	54.41	37.25	17.91	59.25	100	0	P	V
		15660	61.38	-12.62	74	55.35	40.52	22.29	56.78	100	248	P	V
		15660	49.88	-4.12	54	43.85	40.52	22.29	56.78	100	248	A	V
													V
802.11a CH 48 5240MHz		10480	50.34	-23.66	74	54.32	37.29	17.94	59.21	100	0	P	H
		15720	59.31	-14.69	74	53.08	40.58	22.37	56.72	100	162	P	H
		15720	49.2	-4.8	54	42.97	40.58	22.37	56.72	100	162	A	H
													H
		10480	50.8	-23.2	74	54.78	37.29	17.94	59.21	100	0	P	V
		15720	61.26	-12.74	74	55.03	40.58	22.37	56.72	100	240	P	V
		15720	50.95	-3.05	54	44.72	40.58	22.37	56.72	100	240	A	V
													V
Remark	1. No other spurious found. 2. All results are PASS against Peak and Average limit line.												

Band 1 5150~5250MHz

WIFI 802.11ac VHT20 (Band Edge @ 3m)

WIFI Ant. 1	Note	Frequency (MHz)	Level (dBμV/m)	Over Limit (dB)	Limit Line (dBμV/m)	Read Level (dBμV)	Antenna Factor (dB/m)	Cable Loss (dB)	Preamp Factor (dB)	Ant Pos (cm)	Table Pos (deg)	Peak Avg. (P/A)	Pol. (H/V)
802.11ac VHT20 CH 36 5180MHz		5145.6	60.26	-13.74	74	48.94	34.41	11.99	35.08	106	241	P	H
		5149.76	52.57	-1.43	54	41.25	34.41	11.99	35.08	106	241	A	H
	*	5180	110.45	-	-	99.08	34.46	11.99	35.08	106	241	P	H
	*	5180	103.82	-	-	92.45	34.46	11.99	35.08	106	241	A	H
													H
													H
		5143.78	57.24	-16.76	74	45.92	34.41	11.99	35.08	100	256	P	V
		5149.5	50.35	-3.65	54	39.03	34.41	11.99	35.08	100	256	A	V
	*	5180	109.19	-	-	97.82	34.46	11.99	35.08	100	256	P	V
	*	5180	101.77	-	-	90.4	34.46	11.99	35.08	100	256	A	V
													V
													V
802.11ac VHT20 CH 44 5220MHz		5149.24	54.53	-19.47	74	43.21	34.41	11.99	35.08	100	238	P	H
		5148.72	46.41	-7.59	54	35.09	34.41	11.99	35.08	100	238	A	H
	*	5220	114.1	-	-	102.64	34.5	12.04	35.08	100	238	P	H
	*	5220	105.88	-	-	94.42	34.5	12.04	35.08	100	238	A	H
		5433.68	53.7	-20.3	74	41.35	34.81	12.63	35.09	100	238	P	H
		5430.32	45.6	-8.4	54	33.25	34.81	12.63	35.09	100	238	A	H
		5150.02	53.35	-96.65	150	42.03	34.41	11.99	35.08	100	256	P	V
		5147.42	44.83	-9.17	54	33.51	34.41	11.99	35.08	100	256	A	V
	*	5220	110.7	-	-	99.24	34.5	12.04	35.08	100	256	P	V
	*	5220	103.84	-	-	92.38	34.5	12.04	35.08	100	256	A	V
		5431.16	52.09	-21.91	74	39.74	34.81	12.63	35.09	100	256	P	V
		5432.28	44.13	-9.87	54	31.78	34.81	12.63	35.09	100	256	A	V

802.11ac VHT20 CH 48 5240MHz		5119.08	53.2	-20.8	74	41.97	34.36	11.95	35.08	100	238	P	H
		5148.46	44.19	-9.81	54	32.87	34.41	11.99	35.08	100	238	A	H
	*	5240	113.5	-	-	101.89	34.53	12.16	35.08	100	238	P	H
	*	5240	105.89	-	-	94.28	34.53	12.16	35.08	100	238	A	H
		5357.24	52.73	-21.27	74	40.59	34.69	12.53	35.08	100	238	P	H
		5451.04	45.8	-8.2	54	33.43	34.83	12.63	35.09	100	238	A	H
		5076.18	51.14	-22.86	74	39.99	34.32	11.9	35.07	100	256	P	V
		5137.8	43.35	-10.65	54	32.09	34.39	11.95	35.08	100	256	A	V
	*	5240	111	-	-	99.39	34.53	12.16	35.08	100	256	P	V
	*	5240	104.34	-	-	92.73	34.53	12.16	35.08	100	256	A	V
		5453.84	51.83	-22.17	74	39.46	34.83	12.63	35.09	100	256	P	V
		5450.2	44.22	-9.78	54	31.85	34.83	12.63	35.09	100	256	A	V
Remark	1. No other spurious found. 2. All results are PASS against Peak and Average limit line.												

Band 1 5150~5250MHz

WIFI 802.11ac VHT20 (Harmonic @ 3m)

WIFI Ant. 1	Note	Frequency (MHz)	Level (dBμV/m)	Over Limit (dB)	Limit Line (dBμV/m)	Read Level (dBμV)	Antenna Factor (dB/m)	Cable Loss (dB)	Preamp Factor (dB)	Ant Pos (cm)	Table Pos (deg)	Peak Avg. (P/A)	Pol. (H/V)
802.11ac VHT20 CH 36 5180MHz		10360	50.2	-23.8	74	54.49	37.19	17.83	59.31	100	0	P	H
		15540	56.65	-17.35	74	50.93	40.43	22.16	56.87	100	161	P	H
		15540	46.53	-7.47	54	40.81	40.43	22.16	56.87	100	161	A	H
													H
		10360	50.91	-23.09	74	55.2	37.19	17.83	59.31	100	0	P	V
		15540	56.91	-17.09	74	51.19	40.43	22.16	56.87	101	250	P	V
		15540	47.68	-6.32	54	41.96	40.43	22.16	56.87	101	250	A	V
													V
802.11ac VHT20 CH 44 5220MHz		10440	55.66	-18.34	74	59.75	37.25	17.91	59.25	100	234	P	H
		10440	44.9	-9.1	54	48.99	37.25	17.91	59.25	100	234	A	H
		15660	57.45	-16.55	74	51.42	40.52	22.29	56.78	100	161	P	H
		15660	48.03	-5.97	54	42	40.52	22.29	56.78	100	161	A	H
		10440	57.55	-16.45	74	61.64	37.25	17.91	59.25	100	291	P	V
		10440	47.07	-6.93	54	51.16	37.25	17.91	59.25	100	291	A	V
		15660	59.58	-14.42	74	53.55	40.52	22.29	56.78	100	249	P	V
		15660	50.68	-3.32	54	44.65	40.52	22.29	56.78	100	249	A	V
802.11ac VHT20 CH 48 5240MHz		10480	51.52	-22.48	74	55.5	37.29	17.94	59.21	100	234	P	H
		10480	42.65	-11.35	54	46.63	37.29	17.94	59.21	100	234	A	H
		15720	58.11	-15.89	74	51.88	40.58	22.37	56.72	100	161	P	H
		15720	49.04	-4.96	54	42.81	40.58	22.37	56.72	100	161	A	H
		10480	55.5	-18.5	74	59.48	37.29	17.94	59.21	100	291	P	V
		10480	46.46	-7.54	54	50.44	37.29	17.94	59.21	100	291	A	V
		15720	60.72	-13.28	74	54.49	40.58	22.37	56.72	100	249	P	V
		15720	50.92	-3.08	54	44.69	40.58	22.37	56.72	100	249	A	V
Remark	1. No other spurious found. 2. All results are PASS against Peak and Average limit line.												

Band 1 5150~5250MHz

WIFI 802.11ac VHT40 (Band Edge @ 3m)

WIFI Ant. 1	Note	Frequency (MHz)	Level (dBμV/m)	Over Limit (dB)	Limit Line (dBμV/m)	Read Level (dBμV)	Antenna Factor (dB/m)	Cable Loss (dB)	Preamp Factor (dB)	Ant Pos (cm)	Table Pos (deg)	Peak Avg. (P/A)	Pol. (H/V)
802.11ac VHT40 CH 38 5190MHz		5146.12	59.74	-14.26	74	48.42	34.41	11.99	35.08	100	237	P	H
		5150	52.43	-1.57	54	41.11	34.41	11.99	35.08	100	237	P	H
	*	5190	103.51	-	-	92.09	34.46	12.04	35.08	100	237	P	H
	*	5190	95.86	-	-	84.44	34.46	12.04	35.08	100	237	A	H
		5411	52.28	-21.72	74	39.96	34.76	12.65	35.09	100	237	P	H
		5444.04	42.78	-11.22	54	30.43	34.81	12.63	35.09	100	237	A	H
		5147.16	58.03	-15.97	74	46.71	34.41	11.99	35.08	100	257	P	V
		5149.5	49.97	-4.03	54	38.65	34.41	11.99	35.08	100	257	A	V
	*	5190	100.99	-	-	89.57	34.46	12.04	35.08	100	257	P	V
	*	5190	93.54	-	-	82.12	34.46	12.04	35.08	100	257	A	V
		5408.76	51.18	-22.82	74	38.86	34.76	12.65	35.09	100	257	P	V
		5423.32	42.9	-11.1	54	30.58	34.78	12.63	35.09	100	257	A	V
802.11ac VHT40 CH 46 5230MHz		5150	60.78	-13.22	74	49.46	34.41	11.99	35.08	100	237	P	H
		5149.76	52.52	-1.48	54	41.2	34.41	11.99	35.08	100	237	A	H
	*	5230	110.24	-	-	98.63	34.53	12.16	35.08	100	237	P	H
	*	5230	102.51	-	-	90.9	34.53	12.16	35.08	100	237	A	H
		5358.64	53.91	-20.09	74	41.77	34.69	12.53	35.08	100	237	P	H
		5353.32	45.56	-8.44	54	33.42	34.69	12.53	35.08	100	237	A	H
		5146.9	59.05	-14.95	74	47.73	34.41	11.99	35.08	100	256	P	V
		5148.46	50.26	-3.74	54	38.94	34.41	11.99	35.08	100	256	A	V
	*	5230	108.31	-	-	96.7	34.53	12.16	35.08	100	256	P	V
	*	5230	100.61	-	-	89	34.53	12.16	35.08	100	256	A	V
		5367.6	52.47	-21.53	74	40.31	34.71	12.53	35.08	100	256	P	V
		5350.8	44.09	-9.91	54	31.95	34.69	12.53	35.08	100	256	A	V
Remark	1. No other spurious found. 2. All results are PASS against Peak and Average limit line.												

Band 1 5150~5250MHz

WIFI 802.11ac VHT40 (Harmonic @ 3m)

WIFI Ant. 1	Note	Frequency (MHz)	Level (dBμV/m)	Over Limit (dB)	Limit Line (dBμV/m)	Read Level (dBμV)	Antenna Factor (dB/m)	Cable Loss (dB)	Preamp Factor (dB)	Ant Pos (cm)	Table Pos (deg)	Peak Avg. (P/A)	Pol. (H/V)
802.11ac VHT40 CH 38 5190MHz		10380	45.82	-28.18	74	50.07	37.21	17.83	59.29	100	0	P	H
		15570	50.04	-23.96	74	44.22	40.46	22.2	56.84	100	0	P	H
													H
													H
		10380	46.39	-27.61	74	50.64	37.21	17.83	59.29	100	0	P	V
		15570	50.14	-23.86	74	44.32	40.46	22.2	56.84	100	0	P	V
													V
													V
802.11ac VHT40 CH 46 5230MHz		10460	48.45	-25.55	74	52.52	37.26	17.91	59.24	100	0	P	H
		15690	54.48	-19.52	74	48.35	40.55	22.33	56.75	100	167	P	H
		15690	45.54	-8.46	54	39.41	40.55	22.33	56.75	100	167	A	H
													H
		10460	47.39	-26.61	74	51.46	37.26	17.91	59.24	100	0	P	V
		15690	56.36	-17.64	74	50.23	40.55	22.33	56.75	100	251	P	V
		15690	47.25	-6.75	54	41.12	40.55	22.33	56.75	100	251	A	V
													V
Remark	1. No other spurious found. 2. All results are PASS against Peak and Average limit line.												

Band 1 5150~5250MHz

WIFI 802.11ac VHT80 (Band Edge @ 3m)

WIFI Ant. 1	Note	Frequency (MHz)	Level (dBμV/m)	Over Limit (dB)	Limit Line (dBμV/m)	Read Level (dBμV)	Antenna Factor (dB/m)	Cable Loss (dB)	Preamp Factor (dB)	Ant Pos (cm)	Table Pos (deg)	Peak Avg. (P/A)	Pol. (H/V)
802.11ac VHT80 CH 42 5210MHz		5143.26	58.46	-15.54	74	47.14	34.41	11.99	35.08	100	237	P	H
		5150	52.85	-1.15	54	41.53	34.41	11.99	35.08	100	237	A	H
	*	5210	99.69	-	-	88.23	34.5	12.04	35.08	100	237	P	H
	*	5210	92.84	-	-	81.38	34.5	12.04	35.08	100	237	A	H
		5355	51.31	-22.69	74	39.17	34.69	12.53	35.08	100	237	P	H
		5366.48	44.52	-9.48	54	32.36	34.71	12.53	35.08	100	237	A	H
		5137.54	57.29	-16.71	74	46.03	34.39	11.95	35.08	100	255	P	V
		5149.24	50.97	-3.03	54	39.65	34.41	11.99	35.08	100	255	A	V
	*	5210	97.32	-	-	85.86	34.5	12.04	35.08	100	255	P	V
	*	5210	90.37	-	-	78.91	34.5	12.04	35.08	100	255	A	V
		5402.6	51.55	-22.45	74	39.23	34.76	12.65	35.09	100	255	P	V
		5393.64	44.25	-9.75	54	31.95	34.74	12.65	35.09	100	255	A	V
Remark	1. No other spurious found. 2. All results are PASS against Peak and Average limit line.												

Band 1 5150~5250MHz

WIFI 802.11ac VHT80 (Harmonic @ 3m)

WIFI Ant. 1	Note	Frequency (MHz)	Level (dBμV/m)	Over Limit (dB)	Limit Line (dBμV/m)	Read Level (dBμV)	Antenna Factor (dB/m)	Cable Loss (dB)	Preamp Factor (dB)	Ant Pos (cm)	Table Pos (deg)	Peak Avg. (P/A)	Pol. (H/V)
802.11ac VHT80 CH 42 5210MHz		10420	46.21	-27.79	74	50.38	37.23	17.87	59.27	100	0	P	H
		15630	48.8	-25.2	74	42.79	40.51	22.29	56.79	100	0	P	H
													H
													H
		10420	45.91	-28.09	74	50.08	37.23	17.87	59.27	100	0	P	V
		15630	48.99	-25.01	74	42.98	40.51	22.29	56.79	100	0	P	V
													V
													V
Remark	1. No other spurious found. 2. All results are PASS against Peak and Average limit line.												

Band 2 - 5250~5350MHz

WIFI 802.11a (Band Edge @ 3m)

WIFI Ant. 1	Note	Frequency (MHz)	Level (dBμV/m)	Over Limit (dB)	Limit Line (dBμV/m)	Read Level (dBμV)	Antenna Factor (dB/m)	Cable Loss (dB)	Preamp Factor (dB)	Ant Pos (cm)	Table Pos (deg)	Peak Avg. (P/A)	Pol. (H/V)
802.11a CH 52 5260MHz		5137.55	51.63	-22.37	74	40.37	34.39	11.95	35.08	100	239	P	H
		5148.75	43.75	-10.25	54	32.43	34.41	11.99	35.08	100	239	A	H
	*	5260	114.67	-	-	103.02	34.57	12.16	35.08	100	239	P	H
	*	5260	107.18	-	-	95.53	34.57	12.16	35.08	100	239	A	H
		5374.56	53.34	-20.66	74	41.19	34.71	12.53	35.09	100	239	P	H
		5351.76	45.31	-8.69	54	33.17	34.69	12.53	35.08	100	239	A	H
		5007.7	51.17	-22.83	74	40.21	34.22	11.81	35.07	100	268	P	V
		5131.6	42.85	-11.15	54	31.59	34.39	11.95	35.08	100	268	A	V
	*	5260	111.38	-	-	99.73	34.57	12.16	35.08	100	268	P	V
	*	5260	103.71	-	-	92.06	34.57	12.16	35.08	100	268	A	V
		5350.32	51.68	-22.32	74	39.54	34.69	12.53	35.08	100	268	P	V
		5360.4	43.44	-10.56	54	31.3	34.69	12.53	35.08	100	268	A	V
802.11a CH 60 5300MHz		5135.45	51.82	-22.18	74	40.56	34.39	11.95	35.08	100	239	P	H
		5074.9	43.46	-10.54	54	32.31	34.32	11.9	35.07	100	239	A	H
	*	5300	114.86	-	-	103.04	34.62	12.28	35.08	100	239	P	H
	*	5300	107.41	-	-	95.59	34.62	12.28	35.08	100	239	A	H
		5354.4	60.86	-13.14	74	48.72	34.69	12.53	35.08	100	239	P	H
		5350.56	51.07	-2.93	54	38.93	34.69	12.53	35.08	100	239	A	H
		5096.6	51.03	-22.97	74	39.86	34.34	11.9	35.07	100	268	P	V
		5133.35	42.63	-11.37	54	31.37	34.39	11.95	35.08	100	268	A	V
	*	5300	111.76	-	-	99.94	34.62	12.28	35.08	100	268	P	V
	*	5300	104.29	-	-	92.47	34.62	12.28	35.08	100	268	A	V
		5351.52	55.3	-18.7	74	43.16	34.69	12.53	35.08	100	268	P	V
		5350.32	47.17	-6.83	54	35.03	34.69	12.53	35.08	100	268	A	V

802.11a CH 64 5320MHz	*	5320	112.27	-	-	100.3	34.64	12.41	35.08	100	238	P	H
	*	5320	104.87	-	-	92.9	34.64	12.41	35.08	100	238	A	H
		5351.68	60.38	-13.62	74	48.24	34.69	12.53	35.08	100	238	P	H
		5350.4	51.89	-2.11	54	39.75	34.69	12.53	35.08	100	238	A	H
													H
													H
	*	5320	109.29	-	-	97.32	34.64	12.41	35.08	100	261	P	V
	*	5320	102.02	-	-	90.05	34.64	12.41	35.08	100	261	A	V
		5352	54.84	-19.16	74	42.7	34.69	12.53	35.08	100	261	P	V
		5350.08	48.31	-5.69	54	36.17	34.69	12.53	35.08	100	261	A	V
													V
													V
Remark	1. No other spurious found. 2. All results are PASS against Peak and Average limit line.												

Band 2 5250~5350MHz

WIFI 802.11a (Harmonic @ 3m)

WIFI Ant. 1	Note	Frequency (MHz)	Level (dBμV/m)	Over Limit (dB)	Limit Line (dBμV/m)	Read Level (dBμV)	Antenna Factor (dB/m)	Cable Loss (dB)	Preamp Factor (dB)	Ant Pos (cm)	Table Pos (deg)	Peak Avg. (P/A)	Pol. (H/V)
802.11a CH 52 5260MHz		10520	50.37	-23.63	74	54.25	37.32	17.98	59.18	100	0	P	H
		15780	59.8	-14.2	74	53.45	40.62	22.41	56.68	100	168	P	H
		15780	49.14	-4.86	54	42.79	40.62	22.41	56.68	100	168	A	H
													H
		10520	50.79	-23.21	74	54.67	37.32	17.98	59.18	100	0	P	V
		15780	60.79	-13.21	74	54.44	40.62	22.41	56.68	100	154	P	V
		15780	50.78	-3.22	54	44.43	40.62	22.41	56.68	100	154	A	V
													V
802.11a CH 60 5300MHz		10600	49.65	-24.35	74	53.25	37.42	18.06	59.08	100	0	P	H
		15900	59.79	-14.21	74	53.12	40.72	22.53	56.58	100	164	P	H
		15900	50.05	-3.95	54	43.38	40.72	22.53	56.58	100	164	A	H
													H
		10600	50.22	-23.78	74	53.82	37.42	18.06	59.08	100	0	P	V
		15900	62.03	-11.97	74	55.36	40.72	22.53	56.58	100	153	P	V
		15900	50.68	-3.32	54	44.01	40.72	22.53	56.58	100	153	A	V
													V
802.11a CH 64 5320MHz		10640	46.69	-27.31	74	50.16	37.47	18.09	59.03	100	0	P	H
		15960	50.21	-23.79	74	43.36	40.77	22.61	56.53	100	0	P	H
													H
													H
		10640	47.54	-26.46	74	51.01	37.47	18.09	59.03	100	0	P	V
		15960	58.36	-15.64	74	51.51	40.77	22.61	56.53	100	289	P	V
		15960	47.62	-6.38	54	40.77	40.77	22.61	56.53	100	289	A	V
													V
Remark	1. No other spurious found. 2. All results are PASS against Peak and Average limit line.												

Band 2 5250~5350MHz

WIFI 802.11ac VHT20 (Band Edge @ 3m)

WIFI Ant. 1	Note	Frequency (MHz)	Level (dBμV/m)	Over Limit (dB)	Limit Line (dBμV/m)	Read Level (dBμV)	Antenna Factor (dB/m)	Cable Loss (dB)	Preamp Factor (dB)	Ant Pos (cm)	Table Pos (deg)	Peak Avg. (P/A)	Pol. (H/V)
802.11ac VHT20 CH 52 5260MHz		5146.3	51.37	-22.63	74	40.05	34.41	11.99	35.08	100	228	P	H
		5147.35	43.12	-10.88	54	31.8	34.41	11.99	35.08	100	228	A	H
	*	5260	114.22	-	-	102.57	34.57	12.16	35.08	100	228	P	H
	*	5260	106.05	-	-	94.4	34.57	12.16	35.08	100	228	A	H
		5411.76	52.89	-21.11	74	40.55	34.78	12.65	35.09	100	228	P	H
		5351.52	44.62	-9.38	54	32.48	34.69	12.53	35.08	100	228	A	H
		5104.3	51.38	-22.62	74	40.16	34.34	11.95	35.07	100	307	P	V
		5144.55	42.69	-11.31	54	31.37	34.41	11.99	35.08	100	307	A	V
	*	5260	110.74	-	-	99.09	34.57	12.16	35.08	100	307	P	V
	*	5260	103.3	-	-	91.65	34.57	12.16	35.08	100	307	A	V
		5364.96	51.64	-22.36	74	39.48	34.71	12.53	35.08	100	307	P	V
		5395.2	43.29	-10.71	54	30.97	34.76	12.65	35.09	100	307	A	V
802.11ac VHT20 CH 60 5300MHz		5143.5	51.91	-22.09	74	40.59	34.41	11.99	35.08	100	228	P	H
		5149.8	42.99	-11.01	54	31.67	34.41	11.99	35.08	100	228	A	H
	*	5300	113.54	-	-	101.72	34.62	12.28	35.08	100	228	P	H
	*	5300	106.22	-	-	94.4	34.62	12.28	35.08	100	228	A	H
		5352.96	58.47	-15.53	74	46.33	34.69	12.53	35.08	100	228	P	H
		5350.08	50.75	-3.25	54	38.61	34.69	12.53	35.08	100	228	A	H
		5121.1	50.71	-23.29	74	39.48	34.36	11.95	35.08	100	308	P	V
		5126.35	42.61	-11.39	54	31.35	34.39	11.95	35.08	100	308	A	V
	*	5300	110.98	-	-	99.16	34.62	12.28	35.08	100	308	P	V
	*	5300	103.18	-	-	91.36	34.62	12.28	35.08	100	308	A	V
		5352.24	54.97	-19.03	74	42.83	34.69	12.53	35.08	100	308	P	V
		5350.08	47.6	-6.4	54	35.46	34.69	12.53	35.08	100	308	A	V

	*	5320	112.9	-	-	100.93	34.64	12.41	35.08	100	228	P	H
	*	5320	104.29	-	-	92.32	34.64	12.41	35.08	100	228	A	H
		5351.2	58.8	-15.2	74	46.66	34.69	12.53	35.08	100	228	P	H
		5350.72	52.1	-1.9	54	39.96	34.69	12.53	35.08	100	228	A	H
802.11ac													H
VHT20													H
CH 64	*	5320	108.18	-	-	96.21	34.64	12.41	35.08	100	254	P	V
5320MHz	*	5320	100.59	-	-	88.62	34.64	12.41	35.08	100	254	A	V
		5352	55.76	-18.24	74	43.62	34.69	12.53	35.08	100	254	P	V
		5350.24	48.96	-5.04	54	36.82	34.69	12.53	35.08	100	254	A	V
													V
													V
Remark	1. No other spurious found. 2. All results are PASS against Peak and Average limit line.												

Band 2 5250~5350MHz

WIFI 802.11ac VHT20 (Harmonic @ 3m)

WIFI Ant. 1	Note	Frequency (MHz)	Level (dBμV/m)	Over Limit (dB)	Limit Line (dBμV/m)	Read Level (dBμV)	Antenna Factor (dB/m)	Cable Loss (dB)	Preamp Factor (dB)	Ant Pos (cm)	Table Pos (deg)	Peak Avg. (P/A)	Pol. (H/V)
802.11ac VHT20 CH 52 5260MHz		10520	52.07	-21.93	74	55.95	37.32	17.98	59.18	100	234	P	H
		10520	42.58	-11.42	54	46.46	37.32	17.98	59.18	100	234	A	H
		15780	58.51	-15.49	74	52.16	40.62	22.41	56.68	100	166	P	H
		15780	49.75	-4.25	54	43.4	40.62	22.41	56.68	100	166	A	H
		10520	55.46	-18.54	74	59.34	37.32	17.98	59.18	100	290	P	V
		10520	46.36	-7.64	54	50.24	37.32	17.98	59.18	100	290	A	V
		15780	60.68	-13.32	74	54.33	40.62	22.41	56.68	100	247	P	V
		15780	50.88	-3.12	54	44.53	40.62	22.41	56.68	100	247	A	V
802.11ac VHT20 CH 60 5300MHz		10600	49.71	-24.29	74	53.31	37.42	18.06	59.08	100	0	P	H
		15900	61.14	-12.86	74	54.47	40.72	22.53	56.58	100	165	P	H
		15900	50.96	-3.04	54	44.29	40.72	22.53	56.58	100	165	A	H
													H
		10600	55.95	-18.05	74	59.55	37.42	18.06	59.08	100	290	P	V
		10600	45.8	-8.2	54	49.4	37.42	18.06	59.08	100	290	A	V
		15900	62.24	-11.76	74	55.57	40.72	22.53	56.58	100	246	P	V
		15900	50.94	-3.06	54	44.27	40.72	22.53	56.58	100	246	A	V
802.11ac VHT20 CH 64 5320MHz		10640	47.95	-26.05	74	51.42	37.47	18.09	59.03	100	0	P	H
		15960	57.78	-16.22	74	50.93	40.77	22.61	56.53	100	163	P	H
		15960	48.1	-5.9	54	41.25	40.77	22.61	56.53	100	163	A	H
													H
		10640	49.37	-24.63	74	52.84	37.47	18.09	59.03	100	0	P	V
		15960	58.02	-15.98	74	51.17	40.77	22.61	56.53	100	298	P	V
		15960	48.55	-5.45	54	41.7	40.77	22.61	56.53	100	298	A	V
													V
Remark	1. No other spurious found. 2. All results are PASS against Peak and Average limit line.												

Band 2 5250~5350MHz

WIFI 802.11ac VHT40 (Band Edge @ 3m)

WIFI Ant. 1	Note	Frequency (MHz)	Level (dBμV/m)	Over Limit (dB)	Limit Line (dBμV/m)	Read Level (dBμV)	Antenna Factor (dB/m)	Cable Loss (dB)	Preamp Factor (dB)	Ant Pos (cm)	Table Pos (deg)	Peak Avg. (P/A)	Pol. (H/V)
802.11ac VHT40 CH 54 5270MHz		5147.7	55.42	-18.58	74	44.1	34.41	11.99	35.08	100	237	P	H
		5149.45	46.15	-7.85	54	34.83	34.41	11.99	35.08	100	237	A	H
	*	5270	110.78	-	-	99.01	34.57	12.28	35.08	100	237	P	H
	*	5270	102.83	-	-	91.06	34.57	12.28	35.08	100	237	A	H
		5352.48	59.61	-14.39	74	47.47	34.69	12.53	35.08	100	237	P	H
		5350.08	51.49	-2.51	54	39.35	34.69	12.53	35.08	100	237	A	H
		5144.9	53.64	-20.36	74	42.32	34.41	11.99	35.08	100	256	P	V
		5150	44.9	-9.1	54	33.58	34.41	11.99	35.08	100	256	A	V
	*	5270	107.56	-	-	95.79	34.57	12.28	35.08	100	256	P	V
	*	5270	100.01	-	-	88.24	34.57	12.28	35.08	100	256	A	V
		5353.44	56	-18	74	43.86	34.69	12.53	35.08	100	256	P	V
		5350.08	48.43	-5.57	54	36.29	34.69	12.53	35.08	100	256	A	V
802.11ac VHT40 CH 62 5310MHz		5148.4	51.35	-22.65	74	40.03	34.41	11.99	35.08	100	230	P	H
		5124.95	42.35	-11.65	54	31.09	34.39	11.95	35.08	100	230	A	H
	*	5310	104.85	-	-	92.88	34.64	12.41	35.08	100	230	P	H
	*	5310	97.24	-	-	85.27	34.64	12.41	35.08	100	230	A	H
		5354.4	63.94	-10.06	74	51.8	34.69	12.53	35.08	100	230	P	H
		5350.8	52.94	-1.06	54	40.8	34.69	12.53	35.08	100	230	A	H
		5080.5	51.3	-22.7	74	40.15	34.32	11.9	35.07	100	254	P	V
		5142.1	42.24	-11.76	54	30.92	34.41	11.99	35.08	100	254	A	V
	*	5310	102.52	-	-	90.55	34.64	12.41	35.08	100	254	P	V
	*	5310	94.45	-	-	82.48	34.64	12.41	35.08	100	254	A	V
		5350.08	57.42	-16.58	74	45.28	34.69	12.53	35.08	100	254	P	V
		5350.08	49.43	-4.57	54	37.29	34.69	12.53	35.08	100	254	A	V
Remark	1. No other spurious found. 2. All results are PASS against Peak and Average limit line.												

Band 2 5250~5350MHz

WIFI 802.11ac VHT40 (Harmonic @ 3m)

WIFI Ant. 1	Note	Frequency (MHz)	Level (dBμV/m)	Over Limit (dB)	Limit Line (dBμV/m)	Read Level (dBμV)	Antenna Factor (dB/m)	Cable Loss (dB)	Preamp Factor (dB)	Ant Pos (cm)	Table Pos (deg)	Peak Avg. (P/A)	Pol. (H/V)
802.11ac VHT40 CH 54 5270MHz		10540	47.62	-26.38	74	51.46	37.34	17.98	59.16	100	0	P	H
		15810	55.31	-18.69	74	48.86	40.65	22.45	56.65	100	164	P	H
		15810	46.2	-7.8	54	39.75	40.65	22.45	56.65	100	164	A	H
													H
		10540	49.47	-24.53	74	53.31	37.34	17.98	59.16	100	0	P	V
		15810	57.31	-16.69	74	50.86	40.65	22.45	56.65	111	249	P	V
		15810	48.76	-5.24	54	42.31	40.65	22.45	56.65	111	249	A	V
													V
802.11ac VHT40 CH 62 5310MHz		10620	46.94	-27.06	74	50.5	37.44	18.06	59.06	100	0	P	H
		15930	50.44	-23.56	74	43.69	40.74	22.57	56.56	100	0	P	H
													H
													H
		10620	46.42	-27.58	74	49.98	37.44	18.06	59.06	100	0	P	V
		15930	50.05	-23.95	74	43.3	40.74	22.57	56.56	100	0	P	V
													V
													V
Remark	1. No other spurious found. 2. All results are PASS against Peak and Average limit line.												

Band 2 5250~5350MHz

WIFI 802.11ac VHT80 (Band Edge @ 3m)

WIFI Ant. 1	Note	Frequency (MHz)	Level (dBμV/m)	Over Limit (dB)	Limit Line (dBμV/m)	Read Level (dBμV)	Antenna Factor (dB/m)	Cable Loss (dB)	Preamp Factor (dB)	Ant Pos (cm)	Table Pos (deg)	Peak Avg. (P/A)	Pol. (H/V)
802.11ac VHT80 CH 58 5290MHz		5143.85	51.98	-22.02	74	40.66	34.41	11.99	35.08	100	238	P	H
		5142.45	46.04	-7.96	54	34.72	34.41	11.99	35.08	100	238	A	H
	*	5290	102.07	-	-	90.27	34.6	12.28	35.08	100	238	P	H
	*	5290	95.02	-	-	83.22	34.6	12.28	35.08	100	238	A	H
		5354.4	58.44	-15.56	74	46.3	34.69	12.53	35.08	100	238	P	H
		5387.52	51.21	-2.79	54	38.91	34.74	12.65	35.09	100	238	A	H
		5145.25	53.32	-20.68	74	42	34.41	11.99	35.08	100	258	P	V
		5138.6	44.85	-9.15	54	33.59	34.39	11.95	35.08	100	258	A	V
	*	5290	98.95	-	-	87.15	34.6	12.28	35.08	100	258	P	V
	*	5290	91.86	-	-	80.06	34.6	12.28	35.08	100	258	A	V
		5364	55.29	-18.71	74	43.13	34.71	12.53	35.08	100	258	P	V
		5387.52	49	-5	54	36.7	34.74	12.65	35.09	100	258	A	V
Remark	1. No other spurious found. 2. All results are PASS against Peak and Average limit line.												

Band 2 5250~5350MHz

WIFI 802.11ac VHT80 (Harmonic @ 3m)

WIFI Ant. 1	Note	Frequency (MHz)	Level (dBμV/m)	Over Limit (dB)	Limit Line (dBμV/m)	Read Level (dBμV)	Antenna Factor (dB/m)	Cable Loss (dB)	Preamp Factor (dB)	Ant Pos (cm)	Table Pos (deg)	Peak Avg. (P/A)	Pol. (H/V)
802.11ac VHT80 CH 58 5290MHz		10580	47.55	-26.45	74	51.23	37.4	18.02	59.1	100	0	P	H
		15870	50.72	-23.28	74	44.09	40.7	22.53	56.6	100	0	P	H
													H
													H
		10580	46.85	-27.15	74	50.53	37.4	18.02	59.1	100	0	P	V
		15870	50.28	-23.72	74	43.65	40.7	22.53	56.6	100	0	P	V
													V
													V
Remark	1. No other spurious found. 2. All results are PASS against Peak and Average limit line.												

Band 3 - 5470~5725MHz

WIFI 802.11a (Band Edge @ 3m)

WIFI Ant. 1	Note	Frequency (MHz)	Level (dBμV/m)	Over Limit (dB)	Limit Line (dBμV/m)	Read Level (dBμV)	Antenna Factor (dB/m)	Cable Loss (dB)	Preamp Factor (dB)	Ant Pos (cm)	Table Pos (deg)	Peak Avg. (P/A)	Pol. (H/V)
802.11a CH 100 5500MHz		5460	60.95	-7.25	68.2	48.58	34.83	12.63	35.09	100	227	P	H
		5467.28	65.79	-2.41	68.2	53.42	34.85	12.61	35.09	100	227	P	H
		5459.92	52.99	-1.01	54	40.62	34.83	12.63	35.09	100	227	A	H
	*	5500	114.21	-	-	101.79	34.9	12.61	35.09	100	227	P	H
	*	5500	106.92	-	-	94.5	34.9	12.61	35.09	100	227	A	H
													H
		5459.44	57.57	-16.43	74	45.2	34.83	12.63	35.09	100	311	P	V
		5468.24	61.44	-6.76	68.2	49.07	34.85	12.61	35.09	100	311	P	V
		5459.6	49.68	-4.32	54	37.31	34.83	12.63	35.09	100	311	A	V
	*	5500	110.37	-	-	97.95	34.9	12.61	35.09	100	311	P	V
	*	5500	103.17	-	-	90.75	34.9	12.61	35.09	100	311	A	V
													V
802.11a CH 116 5580MHz		5432.56	53.03	-20.97	74	40.68	34.81	12.63	35.09	100	227	P	H
		5470	51.99	-16.21	68.2	39.62	34.85	12.61	35.09	100	227	P	H
		5434.96	44.39	-9.61	54	32.04	34.81	12.63	35.09	100	227	A	H
	*	5580	115.07	-	-	102.6	35	12.58	35.11	100	227	P	H
	*	5580	107.69	-	-	95.22	35	12.58	35.11	100	227	A	H
		5728.775	52.78	-15.42	68.2	39.98	35.21	12.73	35.14	100	227	P	H
		5411.68	51.6	-22.4	74	39.26	34.78	12.65	35.09	100	309	P	V
		5468.8	51.69	-16.51	68.2	39.32	34.85	12.61	35.09	100	309	P	V
		5459.2	43.24	-10.76	54	30.87	34.83	12.63	35.09	100	309	A	V
	*	5580	110.43	-	-	97.96	35	12.58	35.11	100	309	P	V
	*	5580	103.09	-	-	90.62	35	12.58	35.11	100	309	A	V
		5756.495	52.46	-15.74	68.2	39.57	35.26	12.79	35.16	100	309	P	V

802.11a CH 140 5700MHz	*	5700	112.62	-	-	99.92	35.17	12.67	35.14	100	226	P	H
	*	5700	105.82	-	-	93.12	35.17	12.67	35.14	100	226	A	H
		5726.92	66.17	-2.03	68.2	53.37	35.21	12.73	35.14	100	226	P	H
													H
													H
													H
	*	5700	108.54	-	-	95.84	35.17	12.67	35.14	100	314	P	V
	*	5700	101.38	-	-	88.68	35.17	12.67	35.14	100	314	A	V
		5725	62.61	-5.59	68.2	49.81	35.21	12.73	35.14	100	314	P	V
													V
													V
													V
Remark	1. No other spurious found. 2. All results are PASS against Peak and Average limit line.												

Band 3 - 5470~5725MHz

WIFI 802.11a (Harmonic @ 3m)

WIFI Ant. 1	Note	Frequency (MHz)	Level (dBμV/m)	Over Limit (dB)	Limit Line (dBμV/m)	Read Level (dBμV)	Antenna Factor (dB/m)	Cable Loss (dB)	Preamp Factor (dB)	Ant Pos (cm)	Table Pos (deg)	Peak Avg. (P/A)	Pol. (H/V)
802.11a CH 100 5500MHz		11000	45.92	-28.08	74	47.59	38.5	18.43	58.6	100	0	P	H
		16500	56.34	-11.86	68.2	46.51	43	22.93	56.1	100	0	P	H
													H
													H
		11000	45.96	-28.04	74	47.63	38.5	18.43	58.6	100	0	P	V
		16500	60.64	-7.56	68.2	50.81	43	22.93	56.1	100	0	P	V
													V
													V
802.11a CH 116 5580MHz		11160	48.01	-25.99	74	48.83	38.77	18.58	58.17	100	0	P	H
		16740	54.62	-13.58	68.2	44.61	42.9	23.07	55.96	100	0	P	H
													H
													H
		11160	47.07	-26.93	74	47.89	38.77	18.58	58.17	100	0	P	V
		16740	59.06	-9.14	68.2	49.05	42.9	23.07	55.96	100	0	P	V
													V
													V
802.11a CH 140 5700MHz		11400	45.19	-28.81	74	44.81	39.14	18.8	57.56	100	0	P	H
		17100	53.1	-15.1	68.2	42.98	42.64	23.28	55.8	100	0	P	H
													H
													H
		11400	45.76	-28.24	74	45.38	39.14	18.8	57.56	100	0	P	V
		17100	57.05	-11.15	68.2	46.93	42.64	23.28	55.8	100	0	P	V
													V
													V
Remark	1. No other spurious found. 2. All results are PASS against Peak and Average limit line.												

Band 3 - 5470~5725MHz

WIFI 802.11ac VHT20 (Band Edge @ 3m)

WIFI Ant. 1	Note	Frequency (MHz)	Level (dBμV/m)	Over Limit (dB)	Limit Line (dBμV/m)	Read Level (dBμV)	Antenna Factor (dB/m)	Cable Loss (dB)	Preamp Factor (dB)	Ant Pos (cm)	Table Pos (deg)	Peak Avg. (P/A)	Pol. (H/V)
802.11ac VHT20 CH 100 5500MHz		5458	60.35	-13.65	74	47.98	34.83	12.63	35.09	100	238	P	H
		5470	66.91	-1.29	68.2	54.54	34.85	12.61	35.09	100	238	P	H
		5459.76	52.08	-1.92	54	39.71	34.83	12.63	35.09	100	238	A	H
	*	5500	112.17	-	-	99.75	34.9	12.61	35.09	100	238	P	H
	*	5500	105.58	-	-	93.16	34.9	12.61	35.09	100	238	A	H
													H
		5457.2	56.33	-17.67	74	43.96	34.83	12.63	35.09	100	284	P	V
		5468.4	64.7	-3.5	68.2	52.33	34.85	12.61	35.09	100	284	P	V
		5460	48.79	-5.21	54	36.42	34.83	12.63	35.09	100	284	A	V
	*	5500	107.55	-	-	95.13	34.9	12.61	35.09	100	284	P	V
	*	5500	101.96	-	-	89.54	34.9	12.61	35.09	100	284	A	V
													V
802.11ac VHT20 CH 116 5580MHz		5434.96	51.8	-22.2	74	39.45	34.81	12.63	35.09	100	222	P	H
		5460.4	52.04	-16.16	68.2	39.69	34.83	12.61	35.09	100	222	P	H
		5452.24	43.76	-10.24	54	31.39	34.83	12.63	35.09	100	222	A	H
	*	5580	114.9	-	-	102.43	35	12.58	35.11	100	222	P	H
	*	5580	106.93	-	-	94.46	35	12.58	35.11	100	222	A	H
		5725.94	52.44	-15.76	68.2	39.64	35.21	12.73	35.14	100	222	P	H
		5387.68	51.1	-22.9	74	38.8	34.74	12.65	35.09	100	292	P	V
		5467.36	50.43	-17.77	68.2	38.06	34.85	12.61	35.09	100	292	P	V
		5437.36	43.22	-10.78	54	30.87	34.81	12.63	35.09	100	292	A	V
	*	5580	111.12	-	-	98.65	35	12.58	35.11	100	292	P	V
	*	5580	103	-	-	90.53	35	12.58	35.11	100	292	A	V
		5753.66	52.15	-16.05	68.2	39.25	35.26	12.79	35.15	100	292	P	V

802.11ac VHT20 CH 140 5700MHz	*	5700	111.08	-	-	98.38	35.17	12.67	35.14	100	230	P	H
	*	5700	104.03	-	-	91.33	35.17	12.67	35.14	100	230	A	H
		5725.24	65.07	-3.13	68.2	52.27	35.21	12.73	35.14	100	230	P	H
													H
													H
													H
	*	5700	107.69	-	-	94.99	35.17	12.67	35.14	100	299	P	V
	*	5700	100.42	-	-	87.72	35.17	12.67	35.14	100	299	A	V
		5725.56	63.22	-4.98	68.2	50.42	35.21	12.73	35.14	100	299	P	V
													V
													V
													V
Remark	1. No other spurious found. 2. All results are PASS against Peak and Average limit line.												

Band 3 - 5470~5725MHz

WIFI 802.11ac VHT20 (Harmonic @ 3m)

WIFI Ant. 1	Note	Frequency (MHz)	Level (dBμV/m)	Over Limit (dB)	Limit Line (dBμV/m)	Read Level (dBμV)	Antenna Factor (dB/m)	Cable Loss (dB)	Preamp Factor (dB)	Ant Pos (cm)	Table Pos (deg)	Peak Avg. (P/A)	Pol. (H/V)
802.11ac VHT20 CH 100 5500MHz		11000	47.49	-26.51	74	49.76	37.9	18.43	58.6	100	0	P	H
		16500	57.72	-10.48	68.2	49.09	41.8	22.93	56.1	100	0	P	H
													H
													H
		11000	46.82	-27.18	74	49.09	37.9	18.43	58.6	100	0	P	V
		16500	60.38	-7.82	68.2	51.75	41.8	22.93	56.1	100	0	P	V
													V
													V
802.11ac VHT20 CH 116 5580MHz		11160	48.68	-25.32	74	50.2	38.07	18.58	58.17	100	0	P	H
		16740	56	-12.2	68.2	46.95	41.94	23.07	55.96	100	0	P	H
													H
													H
		11160	48.74	-25.26	74	50.26	38.07	18.58	58.17	100	0	P	V
		16740	60.93	-7.27	68.2	51.88	41.94	23.07	55.96	100	0	P	V
													V
													V
802.11ac VHT20 CH 140 5700MHz		11400	47.3	-26.7	74	47.76	38.3	18.8	57.56	100	0	P	H
		17100	53.33	-14.87	68.2	43.89	41.96	23.28	55.8	100	0	P	H
													H
													H
		11400	46.52	-27.48	74	46.98	38.3	18.8	57.56	100	0	P	V
		17100	55.57	-12.63	68.2	46.13	41.96	23.28	55.8	100	0	P	V
													V
													V
Remark	1. No other spurious found. 2. All results are PASS against Peak and Average limit line.												

Band 3 - 5470~5725MHz

WIFI 802.11ac VHT40 (Band Edge @ 3m)

WIFI Ant. 1	Note	Frequency (MHz)	Level (dBμV/m)	Over Limit (dB)	Limit Line (dBμV/m)	Read Level (dBμV)	Antenna Factor (dB/m)	Cable Loss (dB)	Preamp Factor (dB)	Ant Pos (cm)	Table Pos (deg)	Peak Avg. (P/A)	Pol. (H/V)
802.11ac VHT40 CH 102 5510MHz		5459.44	59.94	-14.06	74	47.57	34.83	12.63	35.09	100	240	P	H
		5466.4	64.14	-4.06	68.2	51.77	34.85	12.61	35.09	100	240	P	H
		5452.48	51.14	-2.86	54	38.77	34.83	12.63	35.09	100	240	A	H
	*	5510	105.27	-	-	92.88	34.9	12.59	35.1	100	240	P	H
	*	5510	97.57	-	-	85.18	34.9	12.59	35.1	100	240	A	H
		5734.445	51.86	-16.34	68.2	39.07	35.21	12.73	35.15	100	240	P	H
		5453.92	55.21	-18.79	74	42.84	34.83	12.63	35.09	100	308	P	V
		5467.84	59.11	-9.09	68.2	46.74	34.85	12.61	35.09	100	308	P	V
		5459.92	47.99	-6.01	54	35.62	34.83	12.63	35.09	100	308	A	V
	*	5510	100.75	-	-	88.36	34.9	12.59	35.1	100	308	P	V
	*	5510	93.59	-	-	81.2	34.9	12.59	35.1	100	308	A	V
		5757.125	51.82	-16.38	68.2	38.93	35.26	12.79	35.16	100	308	P	V
802.11ac VHT40 CH 110 5550MHz		5459.2	59.14	-14.86	74	46.77	34.83	12.63	35.09	100	238	P	H
		5468.08	61.92	-6.28	68.2	49.55	34.85	12.61	35.09	100	238	P	H
		5452.48	52.06	-1.94	54	39.69	34.83	12.63	35.09	100	238	A	H
	*	5550	111.05	-	-	98.6	34.97	12.58	35.1	100	238	P	H
	*	5550	103.31	-	-	90.86	34.97	12.58	35.1	100	238	A	H
		5733.815	52.89	-15.31	68.2	40.1	35.21	12.73	35.15	100	238	P	H
		5453.44	55.66	-18.34	74	43.29	34.83	12.63	35.09	100	297	P	V
		5469.76	56.86	-11.34	68.2	44.49	34.85	12.61	35.09	100	297	P	V
		5452.24	47.51	-6.49	54	35.14	34.83	12.63	35.09	100	297	A	V
	*	5550	107.07	-	-	94.62	34.97	12.58	35.1	100	297	P	V
	*	5550	99.5	-	-	87.05	34.97	12.58	35.1	100	297	A	V
		5742.95	52.36	-15.84	68.2	39.48	35.24	12.79	35.15	100	297	P	V

802.11ac VHT40 CH 134 5670MHz		5450.8	51.89	-22.11	74	39.52	34.83	12.63	35.09	100	232	P	H
		5464.1	51.41	-16.79	68.2	39.04	34.85	12.61	35.09	100	232	P	H
		5433.65	43.74	-10.26	54	31.39	34.81	12.63	35.09	100	232	A	H
	*	5670	111.02	-	-	98.34	35.14	12.67	35.13	100	232	P	H
	*	5670	103.03	-	-	90.35	35.14	12.67	35.13	100	232	A	H
		5728.075	66.11	-2.09	68.2	53.31	35.21	12.73	35.14	100	232	P	H
		5453.25	51.5	-22.5	74	39.13	34.83	12.63	35.09	100	303	P	V
		5463.05	50.58	-17.62	68.2	38.21	34.85	12.61	35.09	100	303	P	V
		5445.55	43.15	-10.85	54	30.78	34.83	12.63	35.09	100	303	A	V
	*	5670	106.94	-	-	94.26	35.14	12.67	35.13	100	303	P	V
	*	5670	98.99	-	-	86.31	35.14	12.67	35.13	100	303	A	V
		5726.675	61.99	-6.21	68.2	49.19	35.21	12.73	35.14	100	303	P	V
Remark	1. No other spurious found. 2. All results are PASS against Peak and Average limit line.												

Band 3 - 5470~5725MHz

WIFI 802.11ac VHT40 (Harmonic @ 3m)

WIFI Ant. 1	Note	Frequency (MHz)	Level (dBμV/m)	Over Limit (dB)	Limit Line (dBμV/m)	Read Level (dBμV)	Antenna Factor (dB/m)	Cable Loss (dB)	Preamp Factor (dB)	Ant Pos (cm)	Table Pos (deg)	Peak Avg. (P/A)	Pol. (H/V)
802.11ac VHT40 CH 102 5510MHz		11020	47.51	-26.49	74	49.72	37.92	18.43	58.56	100	0	P	H
		16530	51.98	-16.22	68.2	43.28	41.82	22.96	56.08	100	0	P	H
													H
													H
		11020	47.43	-26.57	74	49.64	37.92	18.43	58.56	100	0	P	V
		16530	52.77	-15.43	68.2	44.07	41.82	22.96	56.08	100	0	P	V
													V
													V
802.11ac VHT40 CH 110 5550MHz		11100	47.44	-26.56	74	49.28	38	18.5	58.34	100	0	P	H
		16650	54.21	-13.99	68.2	45.3	41.89	23.03	56.01	100	0	P	H
													H
													H
		11100	47.19	-26.81	74	49.03	38	18.5	58.34	100	0	P	V
		16650	56.97	-11.23	68.2	48.06	41.89	23.03	56.01	100	0	P	V
													V
													V
802.11ac VHT40 CH 134 5670MHz		11340	47.61	-26.39	74	48.38	38.23	18.73	57.73	100	0	P	H
		17010	53.8	-14.4	68.2	44.28	42.08	23.24	55.8	100	0	P	H
													H
													H
		11340	47.59	-26.41	74	48.36	38.23	18.73	57.73	100	0	P	V
		17010	55.95	-12.25	68.2	46.43	42.08	23.24	55.8	100	0	P	V
													V
													V
Remark	1. No other spurious found. 2. All results are PASS against Peak and Average limit line.												

Band 3 5470~5725MHz

WIFI 802.11ac VHT80 (Band Edge @ 3m)

WIFI Ant. 1	Note	Frequency (MHz)	Level (dBμV/m)	Over Limit (dB)	Limit Line (dBμV/m)	Read Level (dBμV)	Antenna Factor (dB/m)	Cable Loss (dB)	Preamp Factor (dB)	Ant Pos (cm)	Table Pos (deg)	Peak Avg. (P/A)	Pol. (H/V)
802.11ac VHT80 CH 106 5530MHz		5450.08	59.24	-14.76	74	46.87	34.83	12.63	35.09	100	237	P	H
		5467.6	59.68	-8.52	68.2	47.31	34.85	12.61	35.09	100	237	P	H
		5454.88	52.75	-1.25	54	40.38	34.83	12.63	35.09	100	237	A	H
	*	5530	99.15	-	-	86.74	34.92	12.59	35.1	100	237	P	H
	*	5530	92.13	-	-	79.72	34.92	12.59	35.1	100	237	A	H
		5726.57	52.02	-16.18	68.2	39.22	35.21	12.73	35.14	100	237	P	H
		5455.6	54.96	-19.04	74	42.59	34.83	12.63	35.09	100	282	P	V
		5469.52	55.3	-12.9	68.2	42.93	34.85	12.61	35.09	100	282	P	V
		5458.96	48.4	-5.6	54	36.03	34.83	12.63	35.09	100	282	A	V
	*	5530	94.69	-	-	82.28	34.92	12.59	35.1	100	282	P	V
	*	5530	88.06	-	-	75.65	34.92	12.59	35.1	100	282	A	V
		5750.51	51.55	-16.65	68.2	38.67	35.24	12.79	35.15	100	282	P	V
802.11ac VHT80 CH 122 5610MHz		5457.45	57.02	-16.98	74	44.65	34.83	12.63	35.09	100	232	P	H
		5470	58.48	-9.72	68.2	46.11	34.85	12.61	35.09	100	232	P	H
		5458.85	52.4	-1.6	54	40.03	34.83	12.63	35.09	100	232	A	H
	*	5610	105.73	-	-	93.25	35.04	12.56	35.12	100	232	P	H
	*	5610	97.81	-	-	85.33	35.04	12.56	35.12	100	232	A	H
		5734.55	56.04	-12.16	68.2	43.22	35.24	12.73	35.15	100	232	P	H
		5458.15	54.32	-19.68	74	41.95	34.83	12.63	35.09	100	294	P	V
		5463.75	54.41	-13.79	68.2	42.04	34.85	12.61	35.09	100	294	P	V
		5455	48.19	-5.81	54	35.82	34.83	12.63	35.09	100	294	A	V
	*	5610	100.78	-	-	88.3	35.04	12.56	35.12	100	294	P	V
	*	5610	92.58	-	-	80.1	35.04	12.56	35.12	100	294	A	V
		5738.225	53.19	-15.01	68.2	40.37	35.24	12.73	35.15	100	294	P	V
Remark	1. No other spurious found. 2. All results are PASS against Peak and Average limit line.												

Band 3 5470~5725MHz

WIFI 802.11ac VHT80 (Harmonic @ 3m)

WIFI Ant. 1	Note	Frequency (MHz)	Level (dBμV/m)	Over Limit (dB)	Limit Line (dBμV/m)	Read Level (dBμV)	Antenna Factor (dB/m)	Cable Loss (dB)	Preamp Factor (dB)	Ant Pos (cm)	Table Pos (deg)	Peak Avg. (P/A)	Pol. (H/V)
802.11ac VHT80 CH 106 5530MHz		11060	46.8	-27.2	74	48.15	38.61	18.47	58.43	100	0	P	H
		16590	50.98	-17.22	68.2	41.06	42.97	23	56.05	100	0	P	H
													H
													H
		11060	46.42	-27.58	74	47.77	38.61	18.47	58.43	100	0	P	V
		16590	50.99	-17.21	68.2	41.07	42.97	23	56.05	100	0	P	V
													V
													V
802.11ac VHT80 CH 122 5610MHz		11220	46.92	-27.08	74	47.49	38.85	18.62	58.04	100	0	P	H
		16830	50.41	-17.79	68.2	40.3	42.87	23.14	55.9	100	0	P	H
													H
													H
		11220	47.8	-26.2	74	48.37	38.85	18.62	58.04	100	0	P	V
		16830	50.95	-17.25	68.2	40.84	42.87	23.14	55.9	100	0	P	V
													V
													V
Remark	1. No other spurious found. 2. All results are PASS against Peak and Average limit line.												

Band 3 - Straddle Channel

WIFI 802.11a (Band Edge @ 3m)

WIFI Ant. 1	Note	Frequency (MHz)	Level (dBμV/m)	Over Limit (dB)	Limit Line (dBμV/m)	Read Level (dBμV)	Antenna Factor (dB/m)	Cable Loss (dB)	Preamp Factor (dB)	Ant Pos (cm)	Table Pos (deg)	Peak Avg. (P/A)	Pol. (H/V)
802.11a CH 144 5720MHz	*	5720	114.84	-	-	102.04	35.21	12.73	35.14	100	225	P	H
	*	5720	107.34	-	-	94.54	35.21	12.73	35.14	100	225	A	H
													H
													H
													H
													H
	*	5720	111.32	-	-	98.52	35.21	12.73	35.14	100	298	P	V
	*	5720	103.56	-	-	90.76	35.21	12.73	35.14	100	298	A	V
													V
													V
													V
													V
Remark	1. No other spurious found. 2. All results are PASS against Peak and Average limit line.												

Band 3 - Straddle Channel

WIFI 802.11a (Harmonic @ 3m)

WIFI Ant. 1	Note	Frequency (MHz)	Level (dBμV/m)	Over Limit (dB)	Limit Line (dBμV/m)	Read Level (dBμV)	Antenna Factor (dB/m)	Cable Loss (dB)	Preamp Factor (dB)	Ant Pos (cm)	Table Pos (deg)	Peak Avg. (P/A)	Pol. (H/V)
802.11a CH 144 5720MHz		10440	47.04	-21.16	68.2	49.23	39.15	17.91	59.25	100	0	P	H
		17160	55.38	-12.82	68.2	45.32	42.53	23.33	55.8	100	0	P	H
													H
													H
		10440	46.25	-21.95	68.2	48.44	39.15	17.91	59.25	100	0	P	V
		17160	61.58	-6.62	68.2	51.52	42.53	23.33	55.8	100	0	P	V
													V
													V
Remark	1. No other spurious found. 2. All results are PASS against Peak and Average limit line.												

Band 3 - Straddle Channel

WIFI 802.11ac VHT20 (Band Edge @ 3m)

WIFI Ant. 1	Note	Frequency (MHz)	Level (dBμV/m)	Over Limit (dB)	Limit Line (dBμV/m)	Read Level (dBμV)	Antenna Factor (dB/m)	Cable Loss (dB)	Preamp Factor (dB)	Ant Pos (cm)	Table Pos (deg)	Peak Avg. (P/A)	Pol. (H/V)
802.11ac VHT20 CH 144 5720MHz	*	5720	113.79	-	-	100.99	35.21	12.73	35.14	100	229	P	H
	*	5720	106.34	-	-	93.54	35.21	12.73	35.14	100	229	A	H
													H
													H
													H
													H
	*	5720	110.61	-	-	97.81	35.21	12.73	35.14	100	299	P	V
	*	5720	103.06	-	-	90.26	35.21	12.73	35.14	100	299	A	V
													V
													V
													V
													V
Remark	1. No other spurious found. 2. All results are PASS against Peak and Average limit line.												

Band 3 - Straddle Channel

WIFI 802.11ac VHT20 (Harmonic @ 3m)

WIFI Ant. 1	Note	Frequency (MHz)	Level (dBμV/m)	Over Limit (dB)	Limit Line (dBμV/m)	Read Level (dBμV)	Antenna Factor (dB/m)	Cable Loss (dB)	Preamp Factor (dB)	Ant Pos (cm)	Table Pos (deg)	Peak Avg. (P/A)	Pol. (H/V)
802.11ac VHT20 CH 144 5720MHz		11440	47.4	-26.6	74	47.7	38.33	18.84	57.47	100	0	P	H
		17160	59.47	-8.73	68.2	50.07	41.87	23.33	55.8	100	0	P	H
													H
													H
		11440	46.93	-27.07	74	47.23	38.33	18.84	57.47	100	0	P	V
		17160	61.19	-7.01	68.2	51.79	41.87	23.33	55.8	100	0	P	V
													V
													V
Remark	1. No other spurious found. 2. All results are PASS against Peak and Average limit line.												

Band 3 - Straddle Channel

WIFI 802.11ac VHT40 (Band Edge @ 3m)

WIFI Ant. 1	Note	Frequency (MHz)	Level (dBµV/m)	Over Limit (dB)	Limit Line (dBµV/m)	Read Level (dBµV)	Antenna Factor (dB/m)	Cable Loss (dB)	Preamp Factor (dB)	Ant Pos (cm)	Table Pos (deg)	Peak Avg. (P/A)	Pol. (H/V)
802.11ac VHT40 CH 142 5710MHz	*	5710	112.38	-	-	99.6	35.19	12.73	35.14	100	230	P	H
	*	5710	104.4	-	-	91.62	35.19	12.73	35.14	100	230	A	H
													H
													H
													H
													H
	*	5710	108.13	-	-	95.35	35.19	12.73	35.14	100	303	P	V
	*	5710	100.39	-	-	87.61	35.19	12.73	35.14	100	303	A	V
													V
													V
													V
													V
Remark	1. No other spurious found. 2. All results are PASS against Peak and Average limit line.												

Band 3 - Straddle Channel

WIFI 802.11ac VHT40 (Harmonic @ 3m)

WIFI Ant. 1	Note	Frequency (MHz)	Level (dBμV/m)	Over Limit (dB)	Limit Line (dBμV/m)	Read Level (dBμV)	Antenna Factor (dB/m)	Cable Loss (dB)	Preamp Factor (dB)	Ant Pos (cm)	Table Pos (deg)	Peak Avg. (P/A)	Pol. (H/V)
802.11ac VHT40 CH 142 5710MHz		11420	46.51	-27.49	74	46.91	38.32	18.8	57.52	100	0	P	H
		17130	52.57	-15.63	68.2	43.15	41.91	23.31	55.8	100	0	P	H
													H
													H
		11420	47.26	-26.74	74	47.66	38.32	18.8	57.52	100	0	P	V
		17130	55.71	-12.49	68.2	46.29	41.91	23.31	55.8	100	0	P	V
													V
													V
Remark	1. No other spurious found. 2. All results are PASS against Peak and Average limit line.												

Band 3 - Straddle Channel

WIFI 802.11ac VHT80 (Band Edge @ 3m)

WIFI Ant. 1	Note	Frequency (MHz)	Level (dBµV/m)	Over Limit (dB)	Limit Line (dBµV/m)	Read Level (dBµV)	Antenna Factor (dB/m)	Cable Loss (dB)	Preamp Factor (dB)	Ant Pos (cm)	Table Pos (deg)	Peak Avg. (P/A)	Pol. (H/V)
802.11ac VHT80 CH 138 5690MHz	*	5690	106.64	-	-	93.94	35.17	12.67	35.14	100	234	P	H
	*	5690	99.1	-	-	86.4	35.17	12.67	35.14	100	234	A	H
													H
													H
													H
													H
	*	5690	102.93	-	-	90.23	35.17	12.67	35.14	100	309	P	V
	*	5690	94.2	-	-	81.5	35.17	12.67	35.14	100	309	A	V
													V
													V
													V
													V
Remark	1. No other spurious found. 2. All results are PASS against Peak and Average limit line.												

Band 3 - Straddle Channel

WIFI 802.11ac VHT80 (Harmonic @ 3m)

WIFI Ant. 1	Note	Frequency (MHz)	Level (dBμV/m)	Over Limit (dB)	Limit Line (dBμV/m)	Read Level (dBμV)	Antenna Factor (dB/m)	Cable Loss (dB)	Preamp Factor (dB)	Ant Pos (cm)	Table Pos (deg)	Peak Avg. (P/A)	Pol. (H/V)
802.11ac VHT80 CH 138 5690MHz		11380	45.03	-28.97	74	44.75	39.11	18.77	57.6	100	0	P	H
		17070	50.29	-17.91	68.2	40.12	42.69	23.28	55.8	100	0	P	H
													H
													H
		11380	45.21	-28.79	74	44.93	39.11	18.77	57.6	100	0	P	V
		17070	50.46	-17.74	68.2	40.29	42.69	23.28	55.8	100	0	P	V
													V
													V
Remark	1. No other spurious found. 2. All results are PASS against Peak and Average limit line.												

Emission below 1GHz

WIFI 802.11a (LF @ 3m)

WIFI Ant. 1	Note	Frequency (MHz)	Level (dBμV/m)	Over Limit (dB)	Limit Line (dBμV/m)	Read Level (dBμV)	Antenna Factor (dB/m)	Cable Loss (dB)	Preamp Factor (dB)	Ant Pos (cm)	Table Pos (deg)	Peak Avg. (P/A)	Pol. (H/V)
802.11a LF		30.27	26.33	-13.67	40	31.25	24.72	1.71	31.35	-	-	P	H
		132.33	28.97	-14.53	43.5	40.68	17.47	2.34	31.52	-	-	P	H
		295.14	30.89	-15.11	46	39.82	19.1	3.28	31.31	-	-	P	H
		862.8	33.53	-12.47	46	29.7	29.11	5.27	30.55	-	-	P	H
		932.8	34.06	-11.94	46	29.51	29.74	5.33	30.52	-	-	P	H
		958.7	34.77	-11.23	46	28.98	30.9	5.4	30.51	100	72	P	H
													H
													H
													H
													H
													H
													H
		32.7	31.62	-8.38	40	38.14	23.16	1.71	31.39	100	227	P	V
		122.88	31.78	-11.72	43.5	43.49	17.48	2.34	31.53	-	-	P	V
		263.01	27.21	-18.79	46	35.82	19.46	3.28	31.35	-	-	P	V
		797	31.9	-14.1	46	29.57	27.94	4.98	30.59	-	-	P	V
		847.4	34.16	-11.84	46	30.64	28.88	5.2	30.56	-	-	P	V
		953.8	34.38	-11.62	46	28.82	30.67	5.4	30.51	-	-	P	V
													V
													V
													V
													V
													V
													V
Remark	1. No other spurious found. 2. All results are PASS against limit line.												

Band 2 - 5250~5350MHz

WIFI 802.11a (Band Edge @ 3m)

WIFI Ant. 2	Note	Frequency (MHz)	Level (dBμV/m)	Over Limit (dB)	Limit Line (dBμV/m)	Read Level (dBμV)	Antenna Factor (dB/m)	Cable Loss (dB)	Preamp Factor (dB)	Ant Pos (cm)	Table Pos (deg)	Peak Avg. (P/A)	Pol. (H/V)
802.11a CH 64 5320MHz	*	5320	111.87	-	-	99.9	34.64	12.41	35.08	100	299	P	H
	*	5320	103.17	-	-	91.2	34.64	12.41	35.08	100	299	A	H
		5350.08	60.02	-13.98	74	47.88	34.69	12.53	35.08	100	299	P	H
		5350.4	52.4	-1.6	54	40.26	34.69	12.53	35.08	100	299	A	H
													H
													H
	*	5320	108.27	-	-	96.3	34.64	12.41	35.08	100	279	P	V
	*	5320	99.27	-	-	87.3	34.64	12.41	35.08	100	279	A	V
		5350.56	55.67	-18.33	74	43.53	34.69	12.53	35.08	100	279	P	V
		5350.08	49.03	-4.97	54	36.89	34.69	12.53	35.08	100	279	A	V
													V
													V
Remark	1. No other spurious found. 2. All results are PASS against Peak and Average limit line.												

Band 2 5250~5350MHz

WIFI 802.11a (Harmonic @ 3m)

WIFI Ant. 2	Note	Frequency (MHz)	Level (dBμV/m)	Over Limit (dB)	Limit Line (dBμV/m)	Read Level (dBμV)	Antenna Factor (dB/m)	Cable Loss (dB)	Preamp Factor (dB)	Ant Pos (cm)	Table Pos (deg)	Peak Avg. (P/A)	Pol. (H/V)
802.11a CH 64 5320MHz		10640	47.46	-26.54	74	50.93	37.47	18.09	59.03	100	0	P	H
		15960	49.99	-24.01	74	43.14	40.77	22.61	56.53	100	0	P	H
													H
													H
		10640	47.12	-26.88	74	50.59	37.47	18.09	59.03	100	0	P	V
		15960	49.74	-24.26	74	42.89	40.77	22.61	56.53	100	0	P	V
													V
													V
Remark	1. No other spurious found. 2. All results are PASS against Peak and Average limit line.												

Band 3 - 5470~5725MHz

WIFI 802.11ac VHT20 (Band Edge @ 3m)

WIFI Ant. 2	Note	Frequency (MHz)	Level (dBμV/m)	Over Limit (dB)	Limit Line (dBμV/m)	Read Level (dBμV)	Antenna Factor (dB/m)	Cable Loss (dB)	Preamp Factor (dB)	Ant Pos (cm)	Table Pos (deg)	Peak Avg. (P/A)	Pol. (H/V)
802.11ac VHT20 CH 140 5700MHz	*	5700	107.5	-	-	94.8	35.17	12.67	35.14	100	303	P	H
	*	5700	99.2	-	-	86.5	35.17	12.67	35.14	100	303	A	H
		5725.56	63.77	-4.43	68.2	50.97	35.21	12.73	35.14	100	303	P	H
													H
													H
													H
	*	5700	104.8	-	-	92.1	35.17	12.67	35.14	100	279	P	V
	*	5700	96.7	-	-	84	35.17	12.67	35.14	100	279	A	V
		5727.32	60.25	-7.95	68.2	47.45	35.21	12.73	35.14	100	279	P	V
													V
													V
													V
Remark	1. No other spurious found. 2. All results are PASS against Peak and Average limit line.												

Band 3 - 5470~5725MHz

WIFI 802.11ac VHT20 (Harmonic @ 3m)

WIFI Ant. 2	Note	Frequency (MHz)	Level (dBμV/m)	Over Limit (dB)	Limit Line (dBμV/m)	Read Level (dBμV)	Antenna Factor (dB/m)	Cable Loss (dB)	Preamp Factor (dB)	Ant Pos (cm)	Table Pos (deg)	Peak Avg. (P/A)	Pol. (H/V)
802.11ac VHT20 CH 140 5700MHz		11400	45.83	-28.17	74	46.29	38.3	18.8	57.56	100	0	P	H
		17100	50.61	-17.59	68.2	41.17	41.96	23.28	55.8	100	0	P	H
													H
													H
		11400	44.3	-29.7	74	44.76	38.3	18.8	57.56	100	0	P	V
		17100	50.34	-17.86	68.2	40.9	41.96	23.28	55.8	100	0	P	V
													V
													V
Remark	1. No other spurious found. 2. All results are PASS against Peak and Average limit line.												

Band 3 - 5470~5725MHz

WIFI 802.11ac VHT40 (Band Edge @ 3m)

WIFI Ant. 2	Note	Frequency (MHz)	Level (dBμV/m)	Over Limit (dB)	Limit Line (dBμV/m)	Read Level (dBμV)	Antenna Factor (dB/m)	Cable Loss (dB)	Preamp Factor (dB)	Ant Pos (cm)	Table Pos (deg)	Peak Avg. (P/A)	Pol. (H/V)
802.11ac VHT40 CH 134 5670MHz		5423.2	52.41	-21.59	74	40.09	34.78	12.63	35.09	100	304	P	H
		5461.36	51.98	-16.22	68.2	39.63	34.83	12.61	35.09	100	304	P	H
		5452	43.34	-10.66	54	30.97	34.83	12.63	35.09	100	304	A	H
	*	5670	107.46	-	-	94.78	35.14	12.67	35.13	100	304	P	H
	*	5670	98.96	-	-	86.28	35.14	12.67	35.13	100	304	A	H
		5725.5	65.27	-2.93	68.2	52.47	35.21	12.73	35.14	100	304	P	H
		5433.52	51.75	-22.25	74	39.4	34.81	12.63	35.09	100	286	P	V
		5470	50.09	-18.11	68.2	37.72	34.85	12.61	35.09	100	286	P	V
		5444.08	43.16	-10.84	54	30.81	34.81	12.63	35.09	100	286	A	V
	*	5670	105.26	-	-	92.58	35.14	12.67	35.13	100	286	P	V
	*	5670	96.26	-	-	83.58	35.14	12.67	35.13	100	286	A	V
		5725.625	63.63	-4.57	68.2	50.83	35.21	12.73	35.14	100	286	P	V
Remark	1. No other spurious found. 2. All results are PASS against Peak and Average limit line.												

Band 3 - 5470~5725MHz

WIFI 802.11ac VHT40 (Harmonic @ 3m)

WIFI Ant. 2	Note	Frequency (MHz)	Level (dBμV/m)	Over Limit (dB)	Limit Line (dBμV/m)	Read Level (dBμV)	Antenna Factor (dB/m)	Cable Loss (dB)	Preamp Factor (dB)	Ant Pos (cm)	Table Pos (deg)	Peak Avg. (P/A)	Pol. (H/V)
802.11ac VHT40 CH 134 5670MHz		11340	46.27	-27.73	74	46.24	39.03	18.73	57.73	100	0	P	H
		17010	50.74	-17.46	68.2	40.53	42.77	23.24	55.8	100	0	P	H
													H
													H
		11340	47.49	-26.51	74	47.46	39.03	18.73	57.73	100	0	P	V
		17010	50.7	-17.5	68.2	40.49	42.77	23.24	55.8	100	0	P	V
													V
													V
Remark	1. No other spurious found. 2. All results are PASS against Peak and Average limit line.												

Emission below 1GHz

WIFI 802.11a (LF @ 3m)

WIFI Ant. 2	Note	Frequency (MHz)	Level (dBμV/m)	Over Limit (dB)	Limit Line (dBμV/m)	Read Level (dBμV)	Antenna Factor (dB/m)	Cable Loss (dB)	Preamp Factor (dB)	Ant Pos (cm)	Table Pos (deg)	Peak Avg. (P/A)	Pol. (H/V)
802.11a LF		30	26.97	-13.03	40	31.89	24.72	1.71	31.35	-	-	P	H
		145.29	28.92	-14.58	43.5	40.63	17.18	2.62	31.51	-	-	P	H
		288.66	30.12	-15.88	46	39.2	18.96	3.28	31.32	-	-	P	H
		358.8	32.54	-13.46	46	39.54	20.63	3.57	31.2	-	-	P	H
		798.4	33.97	-12.03	46	31.65	27.93	4.98	30.59	-	-	P	H
		957.3	34.54	-11.46	46	28.79	30.86	5.4	30.51	100	83	P	H
													H
													H
													H
													H
													H
													H
		78.06	31.25	-8.75	40	47.67	13.05	2.11	31.58	100	194	P	V
		123.69	31.78	-11.72	43.5	43.48	17.49	2.34	31.53	-	-	P	V
		255.72	29.15	-16.85	46	38.39	19.1	3.03	31.37	-	-	P	V
		769	31.91	-14.09	46	29.62	28.03	4.88	30.62	-	-	P	V
		882.4	33.41	-12.59	46	29.66	29.01	5.27	30.53	-	-	P	V
		936.3	34.23	-11.77	46	29.57	29.85	5.33	30.52	-	-	P	V
													V
													V
													V
													V
													V
													V
Remark	1. No other spurious found. 2. All results are PASS against limit line.												

Band 1 - 5150~5250MHz

WIFI 802.11a (Band Edge @ 3m)

WIFI Ant. 1+2	Note	Frequency (MHz)	Level (dBμV/m)	Over Limit (dB)	Limit Line (dBμV/m)	Read Level (dBμV)	Antenna Factor (dB/m)	Cable Loss (dB)	Preamp Factor (dB)	Ant Pos (cm)	Table Pos (deg)	Peak Avg. (P/A)	Pol. (H/V)
802.11a CH 36 5180MHz		5148.72	60.12	-13.88	74	48.8	34.41	11.99	35.08	100	306	P	H
		5148.98	52.38	-1.62	54	41.06	34.41	11.99	35.08	100	306	A	H
	*	5180	115.52	-	-	104.15	34.46	11.99	35.08	100	306	P	H
	*	5180	108.57	-	-	97.2	34.46	11.99	35.08	100	306	A	H
													H
													H
		5149.5	56.21	-17.79	74	44.89	34.41	11.99	35.08	100	285	P	V
		5149.76	49.48	-4.52	54	38.16	34.41	11.99	35.08	100	285	A	V
	*	5180	112.02	-	-	100.65	34.46	11.99	35.08	100	285	P	V
	*	5180	104.75	-	-	93.38	34.46	11.99	35.08	100	285	A	V
													V
													V
802.11a CH 44 5220MHz		5146.12	55.48	-18.52	74	44.16	34.41	11.99	35.08	100	302	P	H
		5147.94	46.66	-7.34	54	35.34	34.41	11.99	35.08	100	302	A	H
	*	5220	115.57	-	-	104.11	34.5	12.04	35.08	100	302	P	H
	*	5220	108.38	-	-	96.92	34.5	12.04	35.08	100	302	A	H
		5430.04	54.47	-19.53	74	42.12	34.81	12.63	35.09	100	302	P	H
		5430.88	47.54	-6.46	54	35.19	34.81	12.63	35.09	100	302	A	H
		5134.42	52.55	-21.45	74	41.29	34.39	11.95	35.08	100	299	P	V
		5149.76	44.52	-9.48	54	33.2	34.41	11.99	35.08	100	299	A	V
	*	5220	112.98	-	-	101.52	34.5	12.04	35.08	100	299	P	V
	*	5220	105.48	-	-	94.02	34.5	12.04	35.08	100	299	A	V
		5446.84	51.71	-22.29	74	39.34	34.83	12.63	35.09	100	299	P	V
		5432.84	44.33	-9.67	54	31.98	34.81	12.63	35.09	100	299	A	V

802.11a CH 48 5240MHz		5141.44	52.86	-21.14	74	41.54	34.41	11.99	35.08	100	301	P	H
		5149.76	44.73	-9.27	54	33.41	34.41	11.99	35.08	100	301	A	H
	*	5240	116.41	-	-	104.8	34.53	12.16	35.08	100	301	P	H
	*	5240	109.41	-	-	97.8	34.53	12.16	35.08	100	301	A	H
		5450.76	53.65	-20.35	74	41.28	34.83	12.63	35.09	100	301	P	H
		5451.04	47.06	-6.94	54	34.69	34.83	12.63	35.09	100	301	A	H
		5147.68	51.6	-22.4	74	40.28	34.41	11.99	35.08	100	290	P	V
		5137.02	42.87	-11.13	54	31.61	34.39	11.95	35.08	100	290	A	V
	*	5240	113.01	-	-	101.4	34.53	12.16	35.08	100	290	P	V
	*	5240	105.51	-	-	93.9	34.53	12.16	35.08	100	290	A	V
		5452.44	51.57	-22.43	74	39.2	34.83	12.63	35.09	100	290	P	V
		5453.56	44.25	-9.75	54	31.88	34.83	12.63	35.09	100	290	A	V
Remark	1. No other spurious found. 2. All results are PASS against Peak and Average limit line.												

Band 1 5150~5250MHz

WIFI 802.11a (Harmonic @ 3m)

WIFI Ant. 1+2	Note	Frequency (MHz)	Level (dBμV/m)	Over Limit (dB)	Limit Line (dBμV/m)	Read Level (dBμV)	Antenna Factor (dB/m)	Cable Loss (dB)	Preamp Factor (dB)	Ant Pos (cm)	Table Pos (deg)	Peak Avg. (P/A)	Pol. (H/V)
802.11a CH 36 5180MHz		10360	48.9	-19.3	68.2	53.19	37.19	17.83	59.31	100	0	P	H
		15540	55.13	-18.87	74	49.41	40.43	22.16	56.87	100	28	P	H
		15540	45.97	-8.03	54	40.25	40.43	22.16	56.87	100	28	A	H
													H
		10360	46.73	-21.47	68.2	51.02	37.19	17.83	59.31	100	0	P	V
		15540	50.52	-23.48	74	44.8	40.43	22.16	56.87	100	0	P	V
													V
													V
802.11a CH 44 5220MHz		10440	51.67	-16.53	68.2	55.76	37.25	17.91	59.25	100	0	P	H
		15660	59.17	-14.83	74	53.14	40.52	22.29	56.78	100	27	P	H
		15660	50.2	-3.8	54	44.17	40.52	22.29	56.78	100	27	A	H
													H
		10440	49.37	-18.83	68.2	53.46	37.25	17.91	59.25	100	0	P	V
		15660	57.93	-16.07	74	51.9	40.52	22.29	56.78	100	9	P	V
		15660	49.33	-4.67	54	43.3	40.52	22.29	56.78	100	9	A	V
													V
802.11a CH 48 5240MHz		10480	51.65	-16.55	68.2	55.63	37.29	17.94	59.21	100	0	P	H
		15720	59.12	-14.88	74	52.89	40.58	22.37	56.72	100	34	P	H
		15720	50.72	-3.28	54	44.49	40.58	22.37	56.72	100	34	A	H
													H
		10480	50.34	-17.86	68.2	54.32	37.29	17.94	59.21	100	0	P	V
		15720	58.92	-15.08	74	52.69	40.58	22.37	56.72	100	13	P	V
		15720	50.02	-3.98	54	43.79	40.58	22.37	56.72	100	13	A	V
													V
Remark	1. No other spurious found. 2. All results are PASS against Peak and Average limit line.												

Band 1 5150~5250MHz

WIFI 802.11ac VHT20 (Band Edge @ 3m)

WIFI Ant. 1+2	Note	Frequency (MHz)	Level (dBμV/m)	Over Limit (dB)	Limit Line (dBμV/m)	Read Level (dBμV)	Antenna Factor (dB/m)	Cable Loss (dB)	Preamp Factor (dB)	Ant Pos (cm)	Table Pos (deg)	Peak Avg. (P/A)	Pol. (H/V)
802.11ac VHT20 CH 36 5180MHz		5144.82	61.03	-12.97	74	49.71	34.41	11.99	35.08	100	302	P	H
		5148.72	52.27	-1.73	54	40.95	34.41	11.99	35.08	100	302	A	H
	*	5180	115.27	-	-	103.9	34.46	11.99	35.08	100	302	P	H
	*	5180	107.57	-	-	96.2	34.46	11.99	35.08	100	302	A	H
													H
													H
		5149.5	57.19	-16.81	74	45.87	34.41	11.99	35.08	100	285	P	V
		5147.94	48.86	-5.14	54	37.54	34.41	11.99	35.08	100	285	A	V
	*	5180	110.87	-	-	99.5	34.46	11.99	35.08	100	285	P	V
	*	5180	102.97	-	-	91.6	34.46	11.99	35.08	100	285	A	V
													V
													V
802.11ac VHT20 CH 44 5220MHz		5148.72	56.13	-17.87	74	44.81	34.41	11.99	35.08	100	299	P	H
		5149.76	48.63	-5.37	54	37.31	34.41	11.99	35.08	100	299	A	H
	*	5220	115.73	-	-	104.27	34.5	12.04	35.08	100	299	P	H
	*	5220	108.59	-	-	97.13	34.5	12.04	35.08	100	299	A	H
		5431.16	53.93	-20.07	74	41.58	34.81	12.63	35.09	100	299	P	H
		5429.2	47.7	-6.3	54	35.35	34.81	12.63	35.09	100	299	A	H
		5137.28	52.44	-21.56	74	41.18	34.39	11.95	35.08	100	261	P	V
		5150	44.66	-9.34	54	33.34	34.41	11.99	35.08	100	261	A	V
	*	5220	111.64	-	-	100.18	34.5	12.04	35.08	100	261	P	V
	*	5220	104.01	-	-	92.55	34.5	12.04	35.08	100	261	A	V
		5375.44	51.3	-22.7	74	39.15	34.71	12.53	35.09	100	261	P	V
		5430.88	44.21	-9.79	54	31.86	34.81	12.63	35.09	100	261	A	V

802.11ac VHT20 CH 48 5240MHz		5112.84	52.38	-21.62	74	41.14	34.36	11.95	35.07	100	302	P	H
		5148.98	44.74	-9.26	54	33.42	34.41	11.99	35.08	100	302	A	H
	*	5240	115.51	-	-	103.9	34.53	12.16	35.08	100	302	P	H
	*	5240	108.41	-	-	96.8	34.53	12.16	35.08	100	302	A	H
		5351.92	53.41	-20.59	74	41.27	34.69	12.53	35.08	100	302	P	H
		5449.92	46.52	-7.48	54	34.15	34.83	12.63	35.09	100	302	A	H
		5081.38	51.51	-22.49	74	40.36	34.32	11.9	35.07	100	290	P	V
		5139.36	43.2	-10.8	54	31.94	34.39	11.95	35.08	100	290	A	V
	*	5240	112.71	-	-	101.1	34.53	12.16	35.08	100	290	P	V
	*	5240	104.81	-	-	93.2	34.53	12.16	35.08	100	290	A	V
		5451.32	51.71	-22.29	74	39.34	34.83	12.63	35.09	100	290	P	V
		5451.04	44.12	-9.88	54	31.75	34.83	12.63	35.09	100	290	A	V
Remark	1. No other spurious found. 2. All results are PASS against Peak and Average limit line.												

Band 1 5150~5250MHz

WIFI 802.11ac VHT20 (Harmonic @ 3m)

WIFI Ant. 1+2	Note	Frequency (MHz)	Level (dBμV/m)	Over Limit (dB)	Limit Line (dBμV/m)	Read Level (dBμV)	Antenna Factor (dB/m)	Cable Loss (dB)	Preamp Factor (dB)	Ant Pos (cm)	Table Pos (deg)	Peak Avg. (P/A)	Pol. (H/V)
802.11ac VHT20 CH 36 5180MHz		10360	48.76	-19.44	68.2	53.05	37.19	17.83	59.31	100	0	P	H
		15540	50.5	-23.5	74	44.78	40.43	22.16	56.87	100	0	P	H
													H
													H
		10360	46.93	-21.27	68.2	51.22	37.19	17.83	59.31	100	0	P	V
		15540	50.51	-23.49	74	44.79	40.43	22.16	56.87	100	0	P	V
													V
													V
802.11ac VHT20 CH 44 5220MHz		10440	54.07	-14.13	68.2	58.16	37.25	17.91	59.25	100	0	P	H
		15660	58.83	-15.17	74	52.8	40.52	22.29	56.78	100	28	P	H
		15660	50.73	-3.27	54	44.7	40.52	22.29	56.78	100	28	A	H
													H
		10440	52.01	-16.19	68.2	56.1	37.25	17.91	59.25	100	0	P	V
		15660	58.13	-15.87	74	52.1	40.52	22.29	56.78	100	10	P	V
		15660	49.13	-4.87	54	43.1	40.52	22.29	56.78	100	10	A	V
													V
802.11ac VHT20 CH 48 5240MHz		10480	50.51	-17.69	68.2	54.49	37.29	17.94	59.21	100	0	P	H
		15720	58.08	-15.92	74	51.85	40.58	22.37	56.72	100	28	P	H
		15720	50.12	-3.88	54	43.89	40.58	22.37	56.72	100	28	A	H
													H
		10480	50.14	-18.06	68.2	54.12	37.29	17.94	59.21	100	0	P	V
		15720	58.3	-15.7	74	52.07	40.58	22.37	56.72	100	27	P	V
		15720	49.53	-4.47	54	43.3	40.58	22.37	56.72	100	27	A	V
													V
Remark	1. No other spurious found. 2. All results are PASS against Peak and Average limit line.												

Band 1 5150~5250MHz

WIFI 802.11ac VHT40 (Band Edge @ 3m)

WIFI Ant. 1+2	Note	Frequency (MHz)	Level (dBμV/m)	Over Limit (dB)	Limit Line (dBμV/m)	Read Level (dBμV)	Antenna Factor (dB/m)	Cable Loss (dB)	Preamp Factor (dB)	Ant Pos (cm)	Table Pos (deg)	Peak Avg. (P/A)	Pol. (H/V)
802.11ac VHT40 CH 38 5190MHz		5144.04	58.71	-15.29	74	47.39	34.41	11.99	35.08	100	316	P	H
		5148.98	51.43	-2.57	54	40.11	34.41	11.99	35.08	100	316	A	H
	*	5190	104.1	-	-	92.68	34.46	12.04	35.08	100	316	P	H
	*	5190	97.94	-	-	86.52	34.46	12.04	35.08	100	316	A	H
		5423.88	52.54	-21.46	74	40.22	34.78	12.63	35.09	100	316	P	H
		5439.56	42.69	-11.31	54	30.34	34.81	12.63	35.09	100	316	A	H
		5150	57.35	-16.65	74	46.03	34.41	11.99	35.08	100	303	P	V
		5150	48.17	-5.83	54	36.85	34.41	11.99	35.08	100	303	A	V
	*	5190	101.36	-	-	89.94	34.46	12.04	35.08	100	303	P	V
	*	5190	93.87	-	-	82.45	34.46	12.04	35.08	100	303	A	V
		5353.04	50.97	-23.03	74	38.83	34.69	12.53	35.08	100	303	P	V
		5453.28	42.47	-11.53	54	30.1	34.83	12.63	35.09	100	303	A	V
802.11ac VHT40 CH 46 5230MHz		5149.76	59.73	-14.27	74	48.41	34.41	11.99	35.08	100	302	P	H
		5148.72	52.25	-1.75	54	40.93	34.41	11.99	35.08	100	302	A	H
	*	5230	110.89	-	-	99.28	34.53	12.16	35.08	100	302	P	H
	*	5230	104.7	-	-	93.09	34.53	12.16	35.08	100	302	A	H
		5376.56	52.84	-21.16	74	40.69	34.71	12.53	35.09	100	302	P	H
		5350.24	45.65	-8.35	54	33.51	34.69	12.53	35.08	100	302	A	H
		5149.76	56.78	-17.22	74	45.46	34.41	11.99	35.08	100	284	P	V
		5150	48.55	-5.45	54	37.23	34.41	11.99	35.08	100	284	A	V
	*	5230	107.11	-	-	95.5	34.53	12.16	35.08	100	284	P	V
	*	5230	101.09	-	-	89.48	34.53	12.16	35.08	100	284	A	V
		5392.24	51.84	-22.16	74	39.54	34.74	12.65	35.09	100	284	P	V
		5364.8	43.32	-10.68	54	31.16	34.71	12.53	35.08	100	284	A	V
Remark	1. No other spurious found. 2. All results are PASS against Peak and Average limit line.												

Band 1 5150~5250MHz

WIFI 802.11ac VHT40 (Harmonic @ 3m)

WIFI Ant. 1+2	Note	Frequency (MHz)	Level (dBμV/m)	Over Limit (dB)	Limit Line (dBμV/m)	Read Level (dBμV)	Antenna Factor (dB/m)	Cable Loss (dB)	Preamp Factor (dB)	Ant Pos (cm)	Table Pos (deg)	Peak Avg. (P/A)	Pol. (H/V)
802.11ac VHT40 CH 38 5190MHz		10380	45.74	-22.46	68.2	48.09	39.11	17.83	59.29	100	0	P	H
		15570	47.98	-26.02	74	41.48	41.14	22.2	56.84	100	0	P	H
													H
													H
		10380	46.18	-22.02	68.2	48.53	39.11	17.83	59.29	100	0	P	V
		15570	47.87	-26.13	74	41.37	41.14	22.2	56.84	100	0	P	V
													V
													V
802.11ac VHT40 CH 46 5230MHz		10460	47.73	-20.47	68.2	49.9	39.16	17.91	59.24	100	0	P	H
		15690	50.1	-23.9	74	43.14	41.38	22.33	56.75	100	0	P	H
													H
													H
		10460	46.86	-21.34	68.2	49.03	39.16	17.91	59.24	100	0	P	V
		15690	50.27	-23.73	74	43.31	41.38	22.33	56.75	100	0	P	V
													V
													V
Remark	1. No other spurious found. 2. All results are PASS against Peak and Average limit line.												

Band 1 5150~5250MHz

WIFI 802.11ac VHT80 (Band Edge @ 3m)

WIFI Ant. 1+2	Note	Frequency (MHz)	Level (dBμV/m)	Over Limit (dB)	Limit Line (dBμV/m)	Read Level (dBμV)	Antenna Factor (dB/m)	Cable Loss (dB)	Preamp Factor (dB)	Ant Pos (cm)	Table Pos (deg)	Peak Avg. (P/A)	Pol. (H/V)
802.11ac VHT80 CH 42 5210MHz		5144.04	57.83	-16.17	74	46.51	34.41	11.99	35.08	100	301	P	H
		5148.72	52.14	-1.86	54	40.82	34.41	11.99	35.08	100	301	A	H
	*	5210	102.34	-	-	90.88	34.5	12.04	35.08	100	301	P	H
	*	5210	94.53	-	-	83.07	34.5	12.04	35.08	100	301	A	H
		5426.4	51.07	-22.93	74	38.75	34.78	12.63	35.09	100	301	P	H
		5368.16	44.95	-9.05	54	32.79	34.71	12.53	35.08	100	301	A	H
		5147.42	52.61	-21.39	74	41.29	34.41	11.99	35.08	101	262	P	V
		5147.42	47.65	-6.35	54	36.33	34.41	11.99	35.08	101	262	A	V
	*	5210	97.81	-	-	86.35	34.5	12.04	35.08	101	262	P	V
	*	5210	91.12	-	-	79.66	34.5	12.04	35.08	101	262	A	V
		5393.92	51.23	-22.77	74	38.93	34.74	12.65	35.09	101	262	P	V
		5353.04	44.01	-9.99	54	31.87	34.69	12.53	35.08	101	262	A	V
Remark	1. No other spurious found. 2. All results are PASS against Peak and Average limit line.												

Band 1 5150~5250MHz

WIFI 802.11ac VHT80 (Harmonic @ 3m)

WIFI Ant. 1+2	Note	Frequency (MHz)	Level (dBμV/m)	Over Limit (dB)	Limit Line (dBμV/m)	Read Level (dBμV)	Antenna Factor (dB/m)	Cable Loss (dB)	Preamp Factor (dB)	Ant Pos (cm)	Table Pos (deg)	Peak Avg. (P/A)	Pol. (H/V)
802.11ac VHT80 CH 42 5210MHz		10420	47.18	-21.02	68.2	49.45	39.13	17.87	59.27	100	0	P	H
		15630	49.43	-24.57	74	42.65	41.28	22.29	56.79	100	0	P	H
													H
													H
		10420	46.1	-22.1	68.2	48.37	39.13	17.87	59.27	100	0	P	V
		15630	48.74	-25.26	74	41.96	41.28	22.29	56.79	100	0	P	V
													V
													V
Remark	1. No other spurious found. 2. All results are PASS against Peak and Average limit line.												

Band 2 - 5250~5350MHz

WIFI 802.11a (Band Edge @ 3m)

WIFI Ant. 1+2	Note	Frequency (MHz)	Level (dBμV/m)	Over Limit (dB)	Limit Line (dBμV/m)	Read Level (dBμV)	Antenna Factor (dB/m)	Cable Loss (dB)	Preamp Factor (dB)	Ant Pos (cm)	Table Pos (deg)	Peak Avg. (P/A)	Pol. (H/V)
802.11a CH 52 5260MHz		5149.45	51.9	-22.1	74	40.58	34.41	11.99	35.08	100	303	P	H
		5148.4	44.18	-9.82	54	32.86	34.41	11.99	35.08	100	303	A	H
	*	5260	116.36	-	-	104.71	34.57	12.16	35.08	100	303	P	H
	*	5260	109.16	-	-	97.51	34.57	12.16	35.08	100	303	A	H
		5370.96	54.11	-19.89	74	41.95	34.71	12.53	35.08	100	303	P	H
		5351.04	46.35	-7.65	54	34.21	34.69	12.53	35.08	100	303	A	H
		5059.15	51.77	-22.23	74	40.7	34.29	11.85	35.07	100	289	P	V
		5137.2	42.77	-11.23	54	31.51	34.39	11.95	35.08	100	289	A	V
	*	5260	113.46	-	-	101.81	34.57	12.16	35.08	100	289	P	V
	*	5260	106.06	-	-	94.41	34.57	12.16	35.08	100	289	A	V
		5359.44	51.54	-22.46	74	39.4	34.69	12.53	35.08	100	289	P	V
		5350.08	43.65	-10.35	54	31.51	34.69	12.53	35.08	100	289	A	V
802.11a CH 60 5300MHz		5126	52.14	-21.86	74	40.88	34.39	11.95	35.08	100	302	P	H
		5144.9	44.19	-9.81	54	32.87	34.41	11.99	35.08	100	302	A	H
	*	5300	118.1	-	-	106.28	34.62	12.28	35.08	100	302	P	H
	*	5300	110.92	-	-	99.1	34.62	12.28	35.08	100	302	A	H
		5352.24	61.16	-12.84	74	49.02	34.69	12.53	35.08	100	302	P	H
		5350.32	52.77	-1.23	54	40.63	34.69	12.53	35.08	100	302	A	H
		5078.75	52.3	-21.7	74	41.15	34.32	11.9	35.07	100	284	P	V
		5079.45	43.14	-10.86	54	31.99	34.32	11.9	35.07	100	284	A	V
	*	5300	113.36	-	-	101.54	34.62	12.28	35.08	100	284	P	V
	*	5300	106.07	-	-	94.25	34.62	12.28	35.08	100	284	A	V
		5350.8	55.92	-18.08	74	43.78	34.69	12.53	35.08	100	284	P	V
		5350.08	49.92	-4.08	54	37.78	34.69	12.53	35.08	100	284	A	V

802.11a CH 64 5320MHz	*	5320	115.47	-	-	103.5	34.64	12.41	35.08	100	303	P	H
	*	5320	108.77	-	-	96.8	34.64	12.41	35.08	100	303	A	H
		5357.92	58.82	-15.18	74	46.68	34.69	12.53	35.08	100	303	P	H
		5353.12	50.52	-3.48	54	38.38	34.69	12.53	35.08	100	303	A	H
													H
													H
	*	5320	109.07	-	-	97.1	34.64	12.41	35.08	100	283	P	V
	*	5320	102.07	-	-	90.1	34.64	12.41	35.08	100	283	A	V
		5352	53.83	-20.17	74	41.69	34.69	12.53	35.08	100	283	P	V
		5354.24	46.97	-7.03	54	34.83	34.69	12.53	35.08	100	283	A	V
													V
													V
Remark	1. No other spurious found. 2. All results are PASS against Peak and Average limit line.												

Band 2 5250~5350MHz

WIFI 802.11a (Harmonic @ 3m)

WIFI Ant. 1+2	Note	Frequency (MHz)	Level (dBμV/m)	Over Limit (dB)	Limit Line (dBμV/m)	Read Level (dBμV)	Antenna Factor (dB/m)	Cable Loss (dB)	Preamp Factor (dB)	Ant Pos (cm)	Table Pos (deg)	Peak Avg. (P/A)	Pol. (H/V)
802.11a CH 52 5260MHz		10520	52.4	-15.8	68.2	56.28	37.32	17.98	59.18	100	0	P	H
		15780	59.95	-14.05	74	53.6	40.62	22.41	56.68	100	35	P	H
		15780	50.85	-3.15	54	44.5	40.62	22.41	56.68	100	35	A	H
													H
		10520	51.4	-16.8	68.2	55.28	37.32	17.98	59.18	100	0	P	V
		15780	59.65	-14.35	74	53.3	40.62	22.41	56.68	100	28	P	V
		15780	50.55	-3.45	54	44.2	40.62	22.41	56.68	100	27	A	V
													V
802.11a CH 60 5300MHz		10600	50.99	-23.01	74	54.59	37.42	18.06	59.08	100	0	P	H
		15900	59.76	-14.24	74	53.09	40.72	22.53	56.58	100	36	P	H
		15900	50.86	-3.14	54	44.19	40.72	22.53	56.58	100	36	A	H
													H
		10600	49.11	-24.89	74	52.71	37.42	18.06	59.08	100	0	P	V
		15900	57.86	-16.14	74	51.19	40.72	22.53	56.58	100	20	P	V
		15900	50.36	-3.64	54	43.69	40.72	22.53	56.58	100	20	A	V
													V
802.11a CH 64 5320MHz		10640	45.21	-28.79	74	48.68	37.47	18.09	59.03	100	0	P	H
		15960	55.75	-18.25	74	48.9	40.77	22.61	56.53	100	36	P	H
		15960	46.35	-7.65	54	39.5	40.77	22.61	56.53	100	36	A	H
													H
		10640	44.77	-29.23	74	48.24	37.47	18.09	59.03	100	0	P	V
		15960	57.35	-16.65	74	50.5	40.77	22.61	56.53	100	23	P	V
		15960	47.95	-6.05	54	41.1	40.77	22.61	56.53	100	23	A	V
													V
Remark	1. No other spurious found. 2. All results are PASS against Peak and Average limit line.												

Band 2 5250~5350MHz

WIFI 802.11ac VHT20 (Band Edge @ 3m)

WIFI Ant. 1+2	Note	Frequency (MHz)	Level (dBμV/m)	Over Limit (dB)	Limit Line (dBμV/m)	Read Level (dBμV)	Antenna Factor (dB/m)	Cable Loss (dB)	Preamp Factor (dB)	Ant Pos (cm)	Table Pos (deg)	Peak Avg. (P/A)	Pol. (H/V)
802.11ac VHT20 CH 52 5260MHz		5142.45	52.46	-21.54	74	41.14	34.41	11.99	35.08	100	301	P	H
		5147.7	44.08	-9.92	54	32.76	34.41	11.99	35.08	100	301	A	H
	*	5260	115.46	-	-	103.81	34.57	12.16	35.08	100	301	P	H
	*	5260	107.66	-	-	96.01	34.57	12.16	35.08	100	301	A	H
		5350.32	54	-20	74	41.86	34.69	12.53	35.08	100	301	P	H
		5351.76	45.97	-8.03	54	33.83	34.69	12.53	35.08	100	301	A	H
		5147.35	50.85	-23.15	74	39.53	34.41	11.99	35.08	100	290	P	V
		5149.8	42.86	-11.14	54	31.54	34.41	11.99	35.08	100	290	A	V
	*	5260	112.46	-	-	100.81	34.57	12.16	35.08	100	290	P	V
	*	5260	104.76	-	-	93.11	34.57	12.16	35.08	100	290	A	V
		5422.32	51.92	-22.08	74	39.6	34.78	12.63	35.09	100	290	P	V
		5352.48	43.54	-10.46	54	31.4	34.69	12.53	35.08	100	290	A	V
802.11ac VHT20 CH 60 5300MHz		5044.45	51.26	-22.74	74	40.21	34.27	11.85	35.07	100	303	P	H
		5143.85	43.16	-10.84	54	31.84	34.41	11.99	35.08	100	303	A	H
	*	5300	115.22	-	-	103.4	34.62	12.28	35.08	100	303	P	H
	*	5300	107.42	-	-	95.6	34.62	12.28	35.08	100	303	A	H
		5350.08	57.23	-16.77	74	45.09	34.69	12.53	35.08	100	303	P	H
		5350.56	50.42	-3.58	54	38.28	34.69	12.53	35.08	100	303	A	H
		5077	50.47	-23.53	74	39.32	34.32	11.9	35.07	100	266	P	V
		5079.1	42.35	-11.65	54	31.2	34.32	11.9	35.07	100	266	A	V
	*	5300	111.22	-	-	99.4	34.62	12.28	35.08	100	266	P	V
	*	5300	104.12	-	-	92.3	34.62	12.28	35.08	100	266	A	V
		5355.12	54.58	-19.42	74	42.44	34.69	12.53	35.08	100	266	P	V
		5350.08	46.9	-7.1	54	34.76	34.69	12.53	35.08	100	266	A	V

	*	5320	115.07	-	-	103.1	34.64	12.41	35.08	100	303	P	H
	*	5320	107.67	-	-	95.7	34.64	12.41	35.08	100	303	A	H
		5350.56	58.81	-15.19	74	46.67	34.69	12.53	35.08	100	303	P	H
		5351.68	51.98	-2.02	54	39.84	34.69	12.53	35.08	100	303	A	H
802.11ac													H
VHT20													H
CH 64	*	5320	109.97	-	-	98	34.64	12.41	35.08	100	284	P	V
5320MHz	*	5320	102.27	-	-	90.3	34.64	12.41	35.08	100	284	A	V
		5350.08	55.98	-18.02	74	43.84	34.69	12.53	35.08	100	284	P	V
		5350.08	47.93	-6.07	54	35.79	34.69	12.53	35.08	100	284	A	V
													V
													V
Remark	1. No other spurious found. 2. All results are PASS against Peak and Average limit line.												

Band 2 5250~5350MHz

WIFI 802.11ac VHT20 (Harmonic @ 3m)

WIFI Ant. 1+2	Note	Frequency (MHz)	Level (dBμV/m)	Over Limit (dB)	Limit Line (dBμV/m)	Read Level (dBμV)	Antenna Factor (dB/m)	Cable Loss (dB)	Preamp Factor (dB)	Ant Pos (cm)	Table Pos (deg)	Peak Avg. (P/A)	Pol. (H/V)
802.11ac VHT20 CH 52 5260MHz		10520	50.42	-17.78	68.2	52.44	39.18	17.98	59.18	100	0	P	H
		15780	58.93	-15.07	74	51.65	41.55	22.41	56.68	100	29	P	H
		15780	50.18	-3.82	54	42.9	41.55	22.41	56.68	100	29	A	H
													H
		10520	50.97	-17.23	68.2	52.99	39.18	17.98	59.18	100	0	P	V
		15780	59.2	-14.8	74	51.92	41.55	22.41	56.68	100	26	P	V
		15780	49.87	-4.13	54	42.59	41.55	22.41	56.68	100	26	A	V
													V
802.11ac VHT20 CH 60 5300MHz		10600	48.55	-25.45	74	50.51	39.06	18.06	59.08	100	0	P	H
		15900	60.13	-13.87	74	52.39	41.79	22.53	56.58	100	353	P	H
		15900	50.89	-3.11	54	43.15	41.79	22.53	56.58	100	353	A	H
													H
		10600	48.82	-25.18	74	50.78	39.06	18.06	59.08	100	0	P	V
		15900	50.15	-23.85	74	42.41	41.79	22.53	56.58	100	0	P	V
													V
													V
802.11ac VHT20 CH 64 5320MHz		10640	47.26	-26.74	74	49.19	39.01	18.09	59.03	100	0	P	H
		15960	50.13	-23.87	74	42.12	41.93	22.61	56.53	100	0	P	H
													H
													H
		10640	47.02	-26.98	74	48.95	39.01	18.09	59.03	100	0	P	V
		15960	50.44	-23.56	74	42.43	41.93	22.61	56.53	100	0	P	V
													V
													V
Remark	1. No other spurious found. 2. All results are PASS against Peak and Average limit line.												

Band 2 5250~5350MHz

WIFI 802.11ac VHT40 (Band Edge @ 3m)

WIFI Ant. 1+2	Note	Frequency (MHz)	Level (dBμV/m)	Over Limit (dB)	Limit Line (dBμV/m)	Read Level (dBμV)	Antenna Factor (dB/m)	Cable Loss (dB)	Preamp Factor (dB)	Ant Pos (cm)	Table Pos (deg)	Peak Avg. (P/A)	Pol. (H/V)
802.11ac VHT40 CH 54 5270MHz		5144.9	54.88	-19.12	74	43.56	34.41	11.99	35.08	100	302	P	H
		5149.8	44.81	-9.19	54	33.49	34.41	11.99	35.08	100	302	A	H
	*	5270	112.16	-	-	100.39	34.57	12.28	35.08	100	302	P	H
	*	5270	105.47	-	-	93.7	34.57	12.28	35.08	100	302	A	H
		5350.8	59.72	-14.28	74	47.58	34.69	12.53	35.08	100	302	P	H
		5351.28	52.41	-1.59	54	40.27	34.69	12.53	35.08	100	302	A	H
		5130.2	51.05	-22.95	74	39.79	34.39	11.95	35.08	100	300	P	V
		5149.45	43.09	-10.91	54	31.77	34.41	11.99	35.08	100	300	A	V
	*	5270	107.4	-	-	95.63	34.57	12.28	35.08	100	300	P	V
	*	5270	101.27	-	-	89.5	34.57	12.28	35.08	100	300	A	V
		5354.4	55.04	-18.96	74	42.9	34.69	12.53	35.08	100	300	P	V
		5350.32	48.63	-5.37	54	36.49	34.69	12.53	35.08	100	300	A	V
802.11ac VHT40 CH 62 5310MHz		5037.45	50.51	-23.49	74	39.48	34.25	11.85	35.07	100	304	P	H
		5125.3	42.34	-11.66	54	31.08	34.39	11.95	35.08	100	304	A	H
	*	5310	105.59	-	-	93.62	34.64	12.41	35.08	100	304	P	H
	*	5310	99.36	-	-	87.39	34.64	12.41	35.08	100	304	A	H
		5353.2	60.65	-13.35	74	48.51	34.69	12.53	35.08	100	304	P	H
		5351.52	52.76	-1.24	54	40.62	34.69	12.53	35.08	100	304	A	H
		5092.4	49.91	-24.09	74	38.74	34.34	11.9	35.07	100	300	P	V
		5141.05	41.87	-12.13	54	30.55	34.41	11.99	35.08	100	300	A	V
	*	5310	101.69	-	-	89.72	34.64	12.41	35.08	100	300	P	V
	*	5310	95.15	-	-	83.18	34.64	12.41	35.08	100	300	A	V
		5352	58.51	-15.49	74	46.37	34.69	12.53	35.08	100	300	P	V
		5350.08	48.85	-5.15	54	36.71	34.69	12.53	35.08	100	300	A	V
Remark	1. No other spurious found. 2. All results are PASS against Peak and Average limit line.												

Band 2 5250~5350MHz

WIFI 802.11ac VHT40 (Harmonic @ 3m)

WIFI Ant. 1+2	Note	Frequency (MHz)	Level (dBμV/m)	Over Limit (dB)	Limit Line (dBμV/m)	Read Level (dBμV)	Antenna Factor (dB/m)	Cable Loss (dB)	Preamp Factor (dB)	Ant Pos (cm)	Table Pos (deg)	Peak Avg. (P/A)	Pol. (H/V)
802.11ac VHT40 CH 54 5270MHz		10540	46.59	-21.61	68.2	48.62	39.15	17.98	59.16	100	0	P	H
		15810	57.92	-16.08	74	50.5	41.62	22.45	56.65	100	351	P	H
		15810	49.12	-4.88	54	41.7	41.62	22.45	56.65	100	351	A	H
													H
		10540	47.06	-21.14	68.2	49.09	39.15	17.98	59.16	100	0	P	V
		15810	56.32	-17.68	74	48.9	41.62	22.45	56.65	100	10	P	V
		15810	47.52	-6.48	54	40.1	41.62	22.45	56.65	100	10	A	V
													V
802.11ac VHT40 CH 62 5310MHz		10620	47	-27	74	48.97	39.03	18.06	59.06	100	0	P	H
		15930	50.2	-23.8	74	42.33	41.86	22.57	56.56	100	0	P	H
													H
													H
		10620	46.96	-27.04	74	48.93	39.03	18.06	59.06	100	0	P	V
		15930	50.23	-23.77	74	42.36	41.86	22.57	56.56	100	0	P	V
													V
													V
Remark	1. No other spurious found. 2. All results are PASS against Peak and Average limit line.												

Band 2 5250~5350MHz

WIFI 802.11ac VHT80 (Band Edge @ 3m)

WIFI Ant. 1+2	Note	Frequency (MHz)	Level (dBμV/m)	Over Limit (dB)	Limit Line (dBμV/m)	Read Level (dBμV)	Antenna Factor (dB/m)	Cable Loss (dB)	Preamp Factor (dB)	Ant Pos (cm)	Table Pos (deg)	Peak Avg. (P/A)	Pol. (H/V)
802.11ac VHT80 CH 58 5290MHz		5083.65	50.63	-23.37	74	39.48	34.32	11.9	35.07	100	297	P	H
		5148.05	44.63	-9.37	54	33.31	34.41	11.99	35.08	100	297	A	H
	*	5290	102.85	-	-	91.05	34.6	12.28	35.08	100	297	P	H
	*	5290	96.26	-	-	84.46	34.6	12.28	35.08	100	297	A	H
		5369.28	57.29	-16.71	74	45.13	34.71	12.53	35.08	100	297	P	H
		5387.52	52.01	-1.99	54	39.71	34.74	12.65	35.09	100	297	A	H
		5010.5	50.46	-23.54	74	39.5	34.22	11.81	35.07	100	256	P	V
		5136.85	43.43	-10.57	54	32.17	34.39	11.95	35.08	100	256	A	V
	*	5290	97.94	-	-	86.14	34.6	12.28	35.08	100	256	P	V
	*	5290	91.43	-	-	79.63	34.6	12.28	35.08	100	256	A	V
		5364.48	54.07	-19.93	74	41.91	34.71	12.53	35.08	100	256	P	V
		5352.24	47.86	-6.14	54	35.72	34.69	12.53	35.08	100	256	A	V
Remark	1. No other spurious found. 2. All results are PASS against Peak and Average limit line.												

Band 2 5250~5350MHz

WIFI 802.11ac VHT80 (Harmonic @ 3m)

WIFI Ant. 1+2	Note	Frequency (MHz)	Level (dBμV/m)	Over Limit (dB)	Limit Line (dBμV/m)	Read Level (dBμV)	Antenna Factor (dB/m)	Cable Loss (dB)	Preamp Factor (dB)	Ant Pos (cm)	Table Pos (deg)	Peak Avg. (P/A)	Pol. (H/V)
802.11ac VHT80 CH 58 5290MHz		10580	46.1	-22.1	68.2	48.1	39.08	18.02	59.1	100	0	P	H
		15870	49.06	-24.94	74	41.37	41.76	22.53	56.6	100	0	P	H
													H
													H
		10580	46.2	-22	68.2	48.2	39.08	18.02	59.1	100	0	P	V
		15870	49.75	-24.25	74	42.06	41.76	22.53	56.6	100	0	P	V
													V
													V
Remark	1. No other spurious found. 2. All results are PASS against Peak and Average limit line.												

Band 3 - 5470~5725MHz

WIFI 802.11a (Band Edge @ 3m)

WIFI Ant. 1+2	Note	Frequency (MHz)	Level (dBμV/m)	Over Limit (dB)	Limit Line (dBμV/m)	Read Level (dBμV)	Antenna Factor (dB/m)	Cable Loss (dB)	Preamp Factor (dB)	Ant Pos (cm)	Table Pos (deg)	Peak Avg. (P/A)	Pol. (H/V)
802.11a CH 100 5500MHz		5453.36	61.84	-12.16	74	49.47	34.83	12.63	35.09	100	311	P	H
		5468.88	63.36	-4.84	68.2	50.99	34.85	12.61	35.09	100	311	P	H
		5458.96	52.46	-1.54	54	40.09	34.83	12.63	35.09	100	311	A	H
	*	5500	116.59	-	-	104.17	34.9	12.61	35.09	100	311	P	H
	*	5500	109.35	-	-	96.93	34.9	12.61	35.09	100	311	A	H
													H
		5458.96	55.38	-18.62	74	43.01	34.83	12.63	35.09	101	255	P	V
		5466.64	60.38	-7.82	68.2	48.01	34.85	12.61	35.09	101	255	P	V
		5459.6	47.93	-6.07	54	35.56	34.83	12.63	35.09	101	255	A	V
	*	5500	112.31	-	-	99.89	34.9	12.61	35.09	101	255	P	V
	*	5500	104.95	-	-	92.53	34.9	12.61	35.09	101	255	A	V
													V
802.11a CH 116 5580MHz		5448.16	53.68	-20.32	74	41.31	34.83	12.63	35.09	100	311	P	H
		5460.88	53.59	-14.61	68.2	41.24	34.83	12.61	35.09	100	311	P	H
		5457.76	46.11	-7.89	54	33.74	34.83	12.63	35.09	100	311	A	H
	*	5580	119.4	-	-	106.93	35	12.58	35.11	100	311	P	H
	*	5580	111.79	-	-	99.32	35	12.58	35.11	100	311	A	H
		5761.85	53.07	-15.13	68.2	40.18	35.26	12.79	35.16	100	311	P	H
		5357.2	51.04	-22.96	74	38.9	34.69	12.53	35.08	100	256	P	V
		5462.56	51.64	-16.56	68.2	39.27	34.85	12.61	35.09	100	256	P	V
		5453.44	43.49	-10.51	54	31.12	34.83	12.63	35.09	100	256	A	V
	*	5580	114.42	-	-	101.95	35	12.58	35.11	100	256	P	V
	*	5580	106.99	-	-	94.52	35	12.58	35.11	100	256	A	V
		5734.445	51.65	-16.55	68.2	38.86	35.21	12.73	35.15	100	256	P	V

802.11a CH 140 5700MHz	*	5700	114.32	-	-	101.62	35.17	12.67	35.14	100	304	P	H
	*	5700	107.06	-	-	94.36	35.17	12.67	35.14	100	304	A	H
		5726.52	64.25	-3.95	68.2	51.45	35.21	12.73	35.14	100	304	P	H
													H
													H
													H
	*	5700	109.84	-	-	97.14	35.17	12.67	35.14	100	243	P	V
	*	5700	102.46	-	-	89.76	35.17	12.67	35.14	100	243	A	V
		5725.64	62.46	-5.74	68.2	49.66	35.21	12.73	35.14	100	243	P	V
													V
													V
													V
Remark	1. No other spurious found. 2. All results are PASS against Peak and Average limit line.												

Band 3 - 5470~5725MHz

WIFI 802.11a (Harmonic @ 3m)

WIFI Ant. 1+2	Note	Frequency (MHz)	Level (dBμV/m)	Over Limit (dB)	Limit Line (dBμV/m)	Read Level (dBμV)	Antenna Factor (dB/m)	Cable Loss (dB)	Preamp Factor (dB)	Ant Pos (cm)	Table Pos (deg)	Peak Avg. (P/A)	Pol. (H/V)
802.11a CH 100 5500MHz		11000	44.99	-29.01	74	47.26	37.9	18.43	58.6	100	0	P	H
		16500	56.93	-11.27	68.2	48.3	41.8	22.93	56.1	100	0	P	H
													H
													H
		11000	45.03	-28.97	74	47.3	37.9	18.43	58.6	100	0	P	V
		16500	57.03	-11.17	68.2	48.4	41.8	22.93	56.1	100	0	P	V
													V
													V
802.11a CH 116 5580MHz		11160	48.65	-25.35	74	50.17	38.07	18.58	58.17	100	0	P	H
		16740	61.56	-6.64	68.2	52.51	41.94	23.07	55.96	100	0	P	H
													H
													H
		11160	46.2	-27.8	74	47.72	38.07	18.58	58.17	100	0	P	V
		16740	61.66	-6.54	68.2	52.61	41.94	23.07	55.96	100	0	P	V
													V
													V
802.11a CH 140 5700MHz		11400	45.14	-28.86	74	45.6	38.3	18.8	57.56	100	0	P	H
		17100	61.24	-6.96	68.2	51.8	41.96	23.28	55.8	100	0	P	H
													H
													H
		11400	44.04	-29.96	74	44.5	38.3	18.8	57.56	100	0	P	V
		17100	59.64	-8.56	68.2	50.2	41.96	23.28	55.8	100	0	P	V
													V
													V
Remark	1. No other spurious found. 2. All results are PASS against Peak and Average limit line.												

Band 3 - 5470~5725MHz

WIFI 802.11ac VHT20 (Band Edge @ 3m)

WIFI Ant. 1+2	Note	Frequency (MHz)	Level (dBμV/m)	Over Limit (dB)	Limit Line (dBμV/m)	Read Level (dBμV)	Antenna Factor (dB/m)	Cable Loss (dB)	Preamp Factor (dB)	Ant Pos (cm)	Table Pos (deg)	Peak Avg. (P/A)	Pol. (H/V)
802.11ac VHT20 CH 100 5500MHz		5459.12	60.18	-13.82	74	47.81	34.83	12.63	35.09	100	302	P	H
		5466.8	61.2	-7	68.2	48.83	34.85	12.61	35.09	100	302	P	H
		5459.28	52.15	-1.85	54	39.78	34.83	12.63	35.09	100	302	A	H
	*	5500	115.22	-	-	102.8	34.9	12.61	35.09	100	302	P	H
	*	5500	107.82	-	-	95.4	34.9	12.61	35.09	100	302	A	H
													H
		5440.56	53.84	-20.16	74	41.49	34.81	12.63	35.09	100	252	P	V
		5468.08	56.81	-11.39	68.2	44.44	34.85	12.61	35.09	100	252	P	V
		5458.8	47.25	-6.75	54	34.88	34.83	12.63	35.09	100	252	A	V
	*	5500	109.92	-	-	97.5	34.9	12.61	35.09	100	252	P	V
	*	5500	102.62	-	-	90.2	34.9	12.61	35.09	100	252	A	V
													V
802.11ac VHT20 CH 116 5580MHz		5408.8	53.24	-20.76	74	40.92	34.76	12.65	35.09	100	304	P	H
		5463.52	54.33	-13.87	68.2	41.96	34.85	12.61	35.09	100	304	P	H
		5457.04	45.6	-8.4	54	33.23	34.83	12.63	35.09	100	304	A	H
	*	5580	118.46	-	-	105.99	35	12.58	35.11	100	304	P	H
	*	5580	110.96	-	-	98.49	35	12.58	35.11	100	304	A	H
		5729.09	52.24	-15.96	68.2	39.44	35.21	12.73	35.14	100	304	P	H
		5405.68	51.12	-22.88	74	38.8	34.76	12.65	35.09	100	247	P	V
		5466.16	50.42	-17.78	68.2	38.05	34.85	12.61	35.09	100	247	P	V
		5455.84	43.23	-10.77	54	30.86	34.83	12.63	35.09	100	247	A	V
	*	5580	112.66	-	-	100.19	35	12.58	35.11	100	247	P	V
	*	5580	105.26	-	-	92.79	35	12.58	35.11	100	247	A	V
		5741.375	52.35	-15.85	68.2	39.47	35.24	12.79	35.15	100	247	P	V

802.11ac VHT20 CH 140 5700MHz	*	5700	113.5	-	-	100.8	35.17	12.67	35.14	100	303	P	H
	*	5700	106.6	-	-	93.9	35.17	12.67	35.14	100	303	A	H
		5725.24	64.38	-3.82	68.2	51.58	35.21	12.73	35.14	100	303	P	H
													H
													H
													H
	*	5700	109.1	-	-	96.4	35.17	12.67	35.14	100	238	P	V
	*	5700	101.6	-	-	88.9	35.17	12.67	35.14	100	238	A	V
		5725.24	61.11	-7.09	68.2	48.31	35.21	12.73	35.14	100	238	P	V
													V
													V
													V
Remark	1. No other spurious found. 2. All results are PASS against Peak and Average limit line.												

Band 3 - 5470~5725MHz

WIFI 802.11ac VHT20 (Harmonic @ 3m)

WIFI Ant. 1+2	Note	Frequency (MHz)	Level (dBμV/m)	Over Limit (dB)	Limit Line (dBμV/m)	Read Level (dBμV)	Antenna Factor (dB/m)	Cable Loss (dB)	Preamp Factor (dB)	Ant Pos (cm)	Table Pos (deg)	Peak Avg. (P/A)	Pol. (H/V)
802.11ac VHT20 CH 100 5500MHz		11000	45.33	-28.67	74	47	38.5	18.43	58.6	100	0	P	H
		16500	54.15	-14.05	68.2	44.32	43	22.93	56.1	100	0	P	H
													H
													H
		11000	45.59	-28.41	74	47.26	38.5	18.43	58.6	100	0	P	V
		16500	54.71	-13.49	68.2	44.88	43	22.93	56.1	100	0	P	V
													V
													V
802.11ac VHT20 CH 116 5580MHz		11160	49.16	-24.84	74	49.98	38.77	18.58	58.17	100	0	P	H
		16740	59.84	-8.36	68.2	49.83	42.9	23.07	55.96	100	0	P	H
													H
													H
		11160	47.2	-26.8	74	48.02	38.77	18.58	58.17	100	0	P	V
		16740	57.24	-10.96	68.2	47.23	42.9	23.07	55.96	100	0	P	V
													V
													V
802.11ac VHT20 CH 140 5700MHz		11400	47.18	-26.82	74	46.8	39.14	18.8	57.56	100	0	P	H
		17100	56.98	-11.22	68.2	46.86	42.64	23.28	55.8	100	0	P	H
													H
													H
		11400	45.39	-28.61	74	45.01	39.14	18.8	57.56	100	0	P	V
		17100	54.76	-13.44	68.2	44.64	42.64	23.28	55.8	100	0	P	V
													V
													V
Remark	1. No other spurious found. 2. All results are PASS against Peak and Average limit line.												

Band 3 - 5470~5725MHz

WIFI 802.11ac VHT40 (Band Edge @ 3m)

WIFI Ant. 1+2	Note	Frequency (MHz)	Level (dBμV/m)	Over Limit (dB)	Limit Line (dBμV/m)	Read Level (dBμV)	Antenna Factor (dB/m)	Cable Loss (dB)	Preamp Factor (dB)	Ant Pos (cm)	Table Pos (deg)	Peak Avg. (P/A)	Pol. (H/V)
802.11ac VHT40 CH 102 5510MHz		5459.44	62.45	-11.55	74	50.08	34.83	12.63	35.09	100	304	P	H
		5466.64	67.11	-1.09	68.2	54.74	34.85	12.61	35.09	100	304	P	H
		5459.2	52.91	-1.09	54	40.54	34.83	12.63	35.09	100	304	A	H
	*	5510	107.64	-	-	95.25	34.9	12.59	35.1	100	304	P	H
	*	5510	101.27	-	-	88.88	34.9	12.59	35.1	100	304	A	H
		5752.4	51.87	-16.33	68.2	38.97	35.26	12.79	35.15	100	304	P	H
		5458	54.76	-19.24	74	42.39	34.83	12.63	35.09	100	257	P	V
		5468.32	60.87	-7.33	68.2	48.5	34.85	12.61	35.09	100	257	P	V
		5459.92	49.43	-4.57	54	37.06	34.83	12.63	35.09	100	257	A	V
	*	5510	103.39	-	-	91	34.9	12.59	35.1	100	257	P	V
	*	5510	96.28	-	-	83.89	34.9	12.59	35.1	100	257	A	V
		5753.975	51.81	-16.39	68.2	38.91	35.26	12.79	35.15	100	257	P	V
802.11ac VHT40 CH 110 5550MHz		5456.8	59.45	-14.55	74	47.08	34.83	12.63	35.09	100	304	P	H
		5466.88	60.84	-7.36	68.2	48.47	34.85	12.61	35.09	100	304	P	H
		5458.96	51.97	-2.03	54	39.6	34.83	12.63	35.09	100	304	A	H
	*	5550	112.08	-	-	99.63	34.97	12.58	35.1	100	304	P	H
	*	5550	105.13	-	-	92.68	34.97	12.58	35.1	100	304	A	H
		5737.595	53.21	-14.99	68.2	40.39	35.24	12.73	35.15	100	304	P	H
		5452.96	55.09	-18.91	74	42.72	34.83	12.63	35.09	100	257	P	V
		5465.68	57.86	-10.34	68.2	45.49	34.85	12.61	35.09	100	257	P	V
		5459.92	48.16	-5.84	54	35.79	34.83	12.63	35.09	100	257	A	V
	*	5550	107.96	-	-	95.51	34.97	12.58	35.1	100	257	P	V
	*	5550	100.87	-	-	88.42	34.97	12.58	35.1	100	257	A	V
		5762.48	51.26	-16.94	68.2	38.37	35.26	12.79	35.16	100	257	P	V

802.11ac VHT40 CH 134 5670MHz		5443.45	51.72	-22.28	74	39.37	34.81	12.63	35.09	100	301	P	H
		5464.45	52.46	-15.74	68.2	40.09	34.85	12.61	35.09	100	301	P	H
		5441.7	43.69	-10.31	54	31.34	34.81	12.63	35.09	100	301	A	H
	*	5670	111.47	-	-	98.79	35.14	12.67	35.13	100	301	P	H
	*	5670	104.33	-	-	91.65	35.14	12.67	35.13	100	301	A	H
		5728.25	65.87	-2.33	68.2	53.07	35.21	12.73	35.14	100	301	P	H
		5439.95	52.06	-21.94	74	39.71	34.81	12.63	35.09	100	256	P	V
		5467.25	49.8	-18.4	68.2	37.43	34.85	12.61	35.09	100	256	P	V
		5444.85	43.04	-10.96	54	30.69	34.81	12.63	35.09	100	256	A	V
	*	5670	107.8	-	-	95.12	35.14	12.67	35.13	100	256	P	V
	*	5670	100.49	-	-	87.81	35.14	12.67	35.13	100	256	A	V
		5725.8	62.67	-5.53	68.2	49.87	35.21	12.73	35.14	100	256	P	V
Remark	1. No other spurious found. 2. All results are PASS against Peak and Average limit line.												

Band 3 - 5470~5725MHz

WIFI 802.11ac VHT40 (Harmonic @ 3m)

WIFI Ant. 1+2	Note	Frequency (MHz)	Level (dBμV/m)	Over Limit (dB)	Limit Line (dBμV/m)	Read Level (dBμV)	Antenna Factor (dB/m)	Cable Loss (dB)	Preamp Factor (dB)	Ant Pos (cm)	Table Pos (deg)	Peak Avg. (P/A)	Pol. (H/V)
802.11ac VHT40 CH 102 5510MHz		11020	46.34	-27.66	74	47.94	38.53	18.43	58.56	100	0	P	H
		16530	50.56	-17.64	68.2	40.69	42.99	22.96	56.08	100	0	P	H
													H
													H
		11020	46.38	-27.62	74	47.98	38.53	18.43	58.56	100	0	P	V
		16530	50.78	-17.42	68.2	40.91	42.99	22.96	56.08	100	0	P	V
													V
													V
802.11ac VHT40 CH 110 5550MHz		11100	46.48	-27.52	74	47.66	38.66	18.5	58.34	100	0	P	H
		16650	56.36	-11.84	68.2	46.4	42.94	23.03	56.01	100	0	P	H
													H
													H
		11100	46.13	-27.87	74	47.31	38.66	18.5	58.34	100	0	P	V
		16650	57.56	-10.64	68.2	47.6	42.94	23.03	56.01	100	20	P	V
													V
													V
802.11ac VHT40 CH 134 5670MHz		11340	46.18	-27.82	74	46.15	39.03	18.73	57.73	100	0	P	H
		17004	58.77	-9.43	68.2	48.53	42.8	23.24	55.8	100	0	P	H
													H
													H
		11340	46.13	-27.87	74	46.1	39.03	18.73	57.73	100	0	P	V
		17010	54.94	-13.26	68.2	44.73	42.77	23.24	55.8	100	0	P	V
													V
													V
Remark	1. No other spurious found. 2. All results are PASS against Peak and Average limit line.												

Band 3 5470~5725MHz

WIFI 802.11ac VHT80 (Band Edge @ 3m)

WIFI Ant. 1+2	Note	Frequency (MHz)	Level (dBμV/m)	Over Limit (dB)	Limit Line (dBμV/m)	Read Level (dBμV)	Antenna Factor (dB/m)	Cable Loss (dB)	Preamp Factor (dB)	Ant Pos (cm)	Table Pos (deg)	Peak Avg. (P/A)	Pol. (H/V)
802.11ac VHT80 CH 106 5530MHz		5459.68	58.89	-15.11	74	46.52	34.83	12.63	35.09	100	304	P	H
		5467.12	59.26	-8.94	68.2	46.89	34.85	12.61	35.09	100	304	P	H
		5459.2	52.67	-1.33	54	40.3	34.83	12.63	35.09	100	304	A	H
	*	5530	101.36	-	-	88.95	34.92	12.59	35.1	100	304	P	H
	*	5530	94.44	-	-	82.03	34.92	12.59	35.1	100	304	A	H
		5743.58	52.39	-15.81	68.2	39.51	35.24	12.79	35.15	100	304	P	H
		5449.6	55.12	-18.88	74	42.75	34.83	12.63	35.09	100	256	P	V
		5463.04	55.63	-12.57	68.2	43.26	34.85	12.61	35.09	100	256	P	V
		5454.88	48.48	-5.52	54	36.11	34.83	12.63	35.09	100	256	A	V
	*	5530	97.33	-	-	84.92	34.92	12.59	35.1	100	256	P	V
	*	5530	90.32	-	-	77.91	34.92	12.59	35.1	100	256	A	V
		5726.885	52.26	-15.94	68.2	39.46	35.21	12.73	35.14	100	256	P	V
802.11ac VHT80 CH 122 5610MHz		5458.15	58.83	-15.17	74	46.46	34.83	12.63	35.09	100	305	P	H
		5470	57.72	-10.48	68.2	45.35	34.85	12.61	35.09	100	305	P	H
		5458.85	52.4	-1.6	54	40.03	34.83	12.63	35.09	100	305	A	H
	*	5610	107.41	-	-	94.93	35.04	12.56	35.12	100	305	P	H
	*	5610	100.05	-	-	87.57	35.04	12.56	35.12	100	305	A	H
		5725.625	54.85	-13.35	68.2	42.05	35.21	12.73	35.14	100	305	P	H
		5458.85	54.36	-19.64	74	41.99	34.83	12.63	35.09	100	259	P	V
		5468.3	53.4	-14.8	68.2	41.03	34.85	12.61	35.09	100	259	P	V
		5457.1	48.18	-5.82	54	35.81	34.83	12.63	35.09	100	259	A	V
	*	5610	102.97	-	-	90.49	35.04	12.56	35.12	100	259	P	V
	*	5610	96.33	-	-	83.85	35.04	12.56	35.12	100	259	A	V
		5735.95	53.46	-14.74	68.2	40.64	35.24	12.73	35.15	100	259	P	V
Remark	1. No other spurious found. 2. All results are PASS against Peak and Average limit line.												

Band 3 5470~5725MHz

WIFI 802.11ac VHT80 (Harmonic @ 3m)

WIFI Ant. 1+2	Note	Frequency (MHz)	Level (dBμV/m)	Over Limit (dB)	Limit Line (dBμV/m)	Read Level (dBμV)	Antenna Factor (dB/m)	Cable Loss (dB)	Preamp Factor (dB)	Ant Pos (cm)	Table Pos (deg)	Peak Avg. (P/A)	Pol. (H/V)
802.11ac VHT80 CH 106 5530MHz		11060	45.94	-28.06	74	47.29	38.61	18.47	58.43	100	0	P	H
		16590	51.45	-16.75	68.2	41.53	42.97	23	56.05	100	0	P	H
													H
													H
		11060	45.33	-28.67	74	46.68	38.61	18.47	58.43	100	0	P	V
		16590	51.46	-16.74	68.2	41.54	42.97	23	56.05	100	0	P	V
													V
													V
802.11ac VHT80 CH 122 5610MHz		11220	46.6	-27.4	74	47.17	38.85	18.62	58.04	100	0	P	H
		16830	51.7	-16.5	68.2	41.59	42.87	23.14	55.9	100	0	P	H
													H
													H
		11220	46.79	-27.21	74	47.36	38.85	18.62	58.04	100	0	P	V
		16830	53.09	-15.11	68.2	42.98	42.87	23.14	55.9	100	0	P	V
													V
													V
Remark	1. No other spurious found. 2. All results are PASS against Peak and Average limit line.												

Band 3 - Straddle Channel

WIFI 802.11a (Band Edge @ 3m)

WIFI Ant. 1+2	Note	Frequency (MHz)	Level (dBμV/m)	Over Limit (dB)	Limit Line (dBμV/m)	Read Level (dBμV)	Antenna Factor (dB/m)	Cable Loss (dB)	Preamp Factor (dB)	Ant Pos (cm)	Table Pos (deg)	Peak Avg. (P/A)	Pol. (H/V)
802.11a CH 144 5720MHz	*	5720	116.82	-	-	104.02	35.21	12.73	35.14	100	308	P	H
	*	5720	109.34	-	-	96.54	35.21	12.73	35.14	100	308	A	H
													H
													H
													H
													H
	*	5720	112.33	-	-	99.53	35.21	12.73	35.14	100	243	P	V
	*	5720	105.01	-	-	92.21	35.21	12.73	35.14	100	243	A	V
													V
													V
													V
													V
Remark	1. No other spurious found. 2. All results are PASS against Peak and Average limit line.												

Band 3 - Straddle Channel

WIFI 802.11a (Harmonic @ 3m)

WIFI Ant. 1+2	Note	Frequency (MHz)	Level (dBµV/m)	Over Limit (dB)	Limit Line (dBµV/m)	Read Level (dBµV)	Antenna Factor (dB/m)	Cable Loss (dB)	Preamp Factor (dB)	Ant Pos (cm)	Table Pos (deg)	Peak Avg. (P/A)	Pol. (H/V)
802.11a CH 144 5720MHz		11440	45.5	-28.5	74	45.8	38.33	18.84	57.47	100	0	P	H
		17160	62.8	-5.4	68.2	53.4	41.87	23.33	55.8	100	0	P	H
													H
													H
		11440	45.31	-28.69	74	45.61	38.33	18.84	57.47	100	0	P	V
		17160	61.1	-7.1	68.2	51.7	41.87	23.33	55.8	100	0	P	V
													V
													V
Remark	1. No other spurious found. 2. All results are PASS against Peak and Average limit line.												

Band 3 - Straddle Channel

WIFI 802.11ac VHT20 (Band Edge @ 3m)

WIFI Ant. 1+2	Note	Frequency (MHz)	Level (dBμV/m)	Over Limit (dB)	Limit Line (dBμV/m)	Read Level (dBμV)	Antenna Factor (dB/m)	Cable Loss (dB)	Preamp Factor (dB)	Ant Pos (cm)	Table Pos (deg)	Peak Avg. (P/A)	Pol. (H/V)
802.11ac VHT20 CH 144 5720MHz	*	5720	114.5	-	-	101.7	35.21	12.73	35.14	100	314	P	H
	*	5720	106.7	-	-	93.9	35.21	12.73	35.14	100	314	A	H
													H
													H
													H
													H
	*	5720	111.4	-	-	98.6	35.21	12.73	35.14	100	242	P	V
	*	5720	104	-	-	91.2	35.21	12.73	35.14	100	242	A	V
													V
													V
													V
													V
Remark	1. No other spurious found. 2. All results are PASS against Peak and Average limit line.												

Band 3 - Straddle Channel

WIFI 802.11ac VHT20 (Harmonic @ 3m)

WIFI Ant. 1+2	Note	Frequency (MHz)	Level (dBμV/m)	Over Limit (dB)	Limit Line (dBμV/m)	Read Level (dBμV)	Antenna Factor (dB/m)	Cable Loss (dB)	Preamp Factor (dB)	Ant Pos (cm)	Table Pos (deg)	Peak Avg. (P/A)	Pol. (H/V)
802.11ac VHT20 CH 144 5720MHz		11440	46.6	-27.4	74	46.04	39.19	18.84	57.47	100	0	P	H
		17160	59.65	-8.55	68.2	49.59	42.53	23.33	55.8	100	0	P	H
													H
													H
		11440	46.95	-27.05	74	46.39	39.19	18.84	57.47	100	0	P	V
		17160	55.59	-12.61	68.2	45.53	42.53	23.33	55.8	100	0	P	V
													V
													V
Remark	1. No other spurious found. 2. All results are PASS against Peak and Average limit line.												

Band 3 - Straddle Channel

WIFI 802.11ac VHT40 (Band Edge @ 3m)

WIFI Ant. 1+2	Note	Frequency (MHz)	Level (dBμV/m)	Over Limit (dB)	Limit Line (dBμV/m)	Read Level (dBμV)	Antenna Factor (dB/m)	Cable Loss (dB)	Preamp Factor (dB)	Ant Pos (cm)	Table Pos (deg)	Peak Avg. (P/A)	Pol. (H/V)
802.11ac VHT40 CH 142 5710MHz	*	5710	113.16	-	-	100.38	35.19	12.73	35.14	100	301	P	H
	*	5710	106.03	-	-	93.25	35.19	12.73	35.14	100	301	A	H
													H
													H
													H
													H
	*	5710	109	-	-	96.22	35.19	12.73	35.14	100	256	P	V
	*	5710	102.21	-	-	89.43	35.19	12.73	35.14	100	256	A	V
													V
													V
													V
													V
Remark	1. No other spurious found. 2. All results are PASS against Peak and Average limit line.												

Band 3 - Straddle Channel

WIFI 802.11ac VHT40 (Harmonic @ 3m)

WIFI Ant. 1+2	Note	Frequency (MHz)	Level (dBμV/m)	Over Limit (dB)	Limit Line (dBμV/m)	Read Level (dBμV)	Antenna Factor (dB/m)	Cable Loss (dB)	Preamp Factor (dB)	Ant Pos (cm)	Table Pos (deg)	Peak Avg. (P/A)	Pol. (H/V)
802.11ac VHT40 CH 142 5710MHz		11420	46.56	-27.44	74	46.11	39.17	18.8	57.52	100	0	P	H
		17130	59.32	-8.88	68.2	49.22	42.59	23.31	55.8	100	0	P	H
													H
													H
		11420	46.66	-27.34	74	46.21	39.17	18.8	57.52	100	0	P	V
		17130	55.63	-12.57	68.2	45.53	42.59	23.31	55.8	100	0	P	V
													V
													V
Remark	1. No other spurious found. 2. All results are PASS against Peak and Average limit line.												

Band 3 - Straddle Channel

WIFI 802.11ac VHT80 (Band Edge @ 3m)

WIFI Ant. 1+2	Note	Frequency (MHz)	Level (dBμV/m)	Over Limit (dB)	Limit Line (dBμV/m)	Read Level (dBμV)	Antenna Factor (dB/m)	Cable Loss (dB)	Preamp Factor (dB)	Ant Pos (cm)	Table Pos (deg)	Peak Avg. (P/A)	Pol. (H/V)
802.11ac VHT80 CH 138 5690MHz	*	5690	110.41	-	-	97.71	35.17	12.67	35.14	100	302	P	H
	*	5690	103.3	-	-	90.6	35.17	12.67	35.14	100	302	A	H
													H
													H
													H
													H
	*	5690	106.05	-	-	93.35	35.17	12.67	35.14	100	259	P	V
	*	5690	99.42	-	-	86.72	35.17	12.67	35.14	100	259	A	V
													V
													V
													V
													V
Remark	1. No other spurious found. 2. All results are PASS against Peak and Average limit line.												

Band 3 - Straddle Channel

WIFI 802.11ac VHT80 (Harmonic @ 3m)

WIFI Ant. 1+2	Note	Frequency (MHz)	Level (dBμV/m)	Over Limit (dB)	Limit Line (dBμV/m)	Read Level (dBμV)	Antenna Factor (dB/m)	Cable Loss (dB)	Preamp Factor (dB)	Ant Pos (cm)	Table Pos (deg)	Peak Avg. (P/A)	Pol. (H/V)
802.11ac VHT80 CH 138 5690MHz		11380	45.02	-28.98	74	44.74	39.11	18.77	57.6	100	0	P	H
		17070	58.59	-9.61	68.2	48.42	42.69	23.28	55.8	100	0	P	H
													H
													H
		11380	45.35	-28.65	74	45.07	39.11	18.77	57.6	100	0	P	V
		17070	55.91	-12.29	68.2	45.74	42.69	23.28	55.8	100	0	P	V
													V
													V
Remark	1. No other spurious found. 2. All results are PASS against Peak and Average limit line.												

Emission below 1GHz

WIFI 802.11ac VHT40 (LF @ 3m)

WIFI Ant. 1+2	Note	Frequency (MHz)	Level (dBμV/m)	Over Limit (dB)	Limit Line (dBμV/m)	Read Level (dBμV)	Antenna Factor (dB/m)	Cable Loss (dB)	Preamp Factor (dB)	Ant Pos (cm)	Table Pos (deg)	Peak Avg. (P/A)	Pol. (H/V)
802.11ac VHT40 LF		30	26.71	-13.29	40	31.63	24.72	1.71	31.35	-	-	P	H
		135.84	32.88	-10.62	43.5	44.69	17.37	2.34	31.52	100	128	P	H
		287.31	30.07	-15.93	46	39.2	18.91	3.28	31.32	-	-	P	H
		353.9	29.05	-16.95	46	36.23	20.46	3.57	31.21	-	-	P	H
		915.3	34.03	-11.97	46	30.05	29.17	5.33	30.52	-	-	P	H
		970.6	35.4	-18.6	54	29.61	30.9	5.4	30.51	-	-	P	H
													H
													H
													H
													H
													H
													H
		49.71	29.53	-10.47	40	44.85	14.58	1.71	31.61	-	-	P	V
		78.33	29.3	-10.7	40	45.72	13.05	2.11	31.58	-	-	P	V
		135.84	32.01	-11.49	43.5	43.82	17.37	2.34	31.52	-	-	P	V
		395.9	27.13	-18.87	46	32.9	21.55	3.82	31.14	-	-	P	V
		868.4	33.83	-12.17	46	30.02	29.08	5.27	30.54	-	-	P	V
		955.9	35.86	-10.14	46	30.16	30.81	5.4	30.51	100	92	P	V
													V
													V
													V
													V
													V
													V
Remark	1. No other spurious found. 2. All results are PASS against limit line.												

<TXBF Mode>

Band 1 - 5150~5250MHz

WIFI 802.11ac VHT20 (Band Edge @ 3m)

WIFI Ant.	Note	Frequency	Level	Over Limit	Limit Line	Read Level	Antenna Factor	Cable Loss	Preamp Factor	Ant Pos	Table Pos	Peak Avg.	Pol.
1+2		(MHz)	(dBμV/m)	(dB)	(dBμV/m)	(dBμV)	(dB/m)	(dB)	(dB)	(cm)	(deg)	(P/A)	(H/V)
802.11ac VHT20 CH 36 5180MHz		5150	62.85	-11.15	74	51.53	34.41	11.99	35.08	100	315	P	H
		5149.5	52.9	-1.1	54	41.58	34.41	11.99	35.08	100	315	P	H
	*	5180	115.43	-	-	104.06	34.46	11.99	35.08	100	315	P	H
	*	5180	107.8	-	-	96.43	34.46	11.99	35.08	100	315	A	H
													H
													H
		5141.18	57.5	-16.5	74	46.18	34.41	11.99	35.08	377	275	P	V
		5148.98	48.11	-5.89	54	36.79	34.41	11.99	35.08	377	275	A	V
	*	5180	113.03	-	-	101.66	34.46	11.99	35.08	377	275	P	V
	*	5180	106.01	-	-	94.64	34.46	11.99	35.08	377	275	A	V
													V
													V
802.11ac VHT20 CH 44 5220MHz		5146.9	54.42	-19.58	74	42.4	34.41	11.99	34.38	224	318	P	H
		5150	45.72	-8.28	54	33.7	34.41	11.99	34.38	224	318	A	H
	*	5220	116.5	-	-	104.34	34.5	12.04	34.38	224	318	P	H
	*	5220	109.28	-	-	97.12	34.5	12.04	34.38	224	318	A	H
		5432	55.53	-18.47	74	42.45	34.81	12.63	34.36	224	318	P	H
		5429.76	47.46	-6.54	54	34.38	34.81	12.63	34.36	224	318	A	H
		5045.76	52.92	-21.08	74	41.19	34.27	11.85	34.39	336	248	P	V
		5139.88	43.08	-10.92	54	31.1	34.41	11.95	34.38	336	248	A	V
	*	5220	112.69	-	-	100.53	34.5	12.04	34.38	336	248	P	V
	*	5220	105.6	-	-	93.44	34.5	12.04	34.38	336	248	A	V
		5408.2	53.88	-20.12	74	40.83	34.76	12.65	34.36	336	248	P	V
		5429.2	45.94	-8.06	54	32.86	34.81	12.63	34.36	336	248	A	V

802.11ac VHT20 CH 48 5240MHz		5150	54.51	-19.49	74	42.49	34.41	11.99	34.38	107	305	P	H
		5150	44.97	-9.03	54	32.95	34.41	11.99	34.38	107	305	A	H
	*	5240	118.06	-	-	105.75	34.53	12.16	34.38	107	305	P	H
	*	5240	110.49	-	-	98.18	34.53	12.16	34.38	107	305	A	H
		5355	54.26	-19.74	74	41.41	34.69	12.53	34.37	107	305	P	H
		5459.72	45.97	-8.03	54	32.87	34.83	12.63	34.36	107	305	A	H
		5145.08	53.53	-20.47	74	41.51	34.41	11.99	34.38	371	248	P	V
		5133.12	42.97	-11.03	54	31.01	34.39	11.95	34.38	371	248	A	V
	*	5240	113.69	-	-	101.38	34.53	12.16	34.38	371	248	P	V
	*	5240	106.31	-	-	94	34.53	12.16	34.38	371	248	A	V
		5399.52	53.88	-20.12	74	40.83	34.76	12.65	34.36	371	248	P	V
		5351.36	44.12	-9.88	54	31.27	34.69	12.53	34.37	371	248	A	V
Remark	1. No other spurious found. 2. All results are PASS against Peak and Average limit line.												

Band 1 5150~5250MHz

WIFI 802.11ac VHT20 (Harmonic @ 3m)

WIFI Ant. 1+2	Note	Frequency (MHz)	Level (dBµV/m)	Over Limit (dB)	Limit Line (dBµV/m)	Read Level (dBµV)	Antenna Factor (dB/m)	Cable Loss (dB)	Preamp Factor (dB)	Ant Pos (cm)	Table Pos (deg)	Peak Avg. (P/A)	Pol. (H/V)
802.11ac VHT20 CH 36 5180MHz		10360	49.68	-18.52	68.2	53.97	37.19	17.83	59.31	100	0	P	H
		15540	57.17	-16.83	74	51.45	40.43	22.16	56.87	100	32	P	H
		15540	46.07	-7.93	54	40.35	40.43	22.16	56.87	100	32	A	H
													H
		10360	48.03	-20.17	68.2	52.32	37.19	17.83	59.31	100	0	P	V
		15540	50.57	-23.43	74	44.85	40.43	22.16	56.87	100	0	P	V
													V
													V
802.11ac VHT20 CH 44 5220MHz		10440	50.27	-17.93	68.2	54.36	37.25	17.91	59.25	100	0	P	H
		15660	60.33	-13.67	74	54.3	40.52	22.29	56.78	100	32	P	H
		15660	50.06	-3.94	54	44.03	40.52	22.29	56.78	100	32	A	H
													H
		10440	48.66	-19.54	68.2	52.75	37.25	17.91	59.25	100	0	P	V
		15660	57.36	-16.64	74	51.33	40.52	22.29	56.78	100	28	P	V
		15660	47.5	-6.5	54	41.47	40.52	22.29	56.78	100	28	A	V
													V
802.11ac VHT20 CH 48 5240MHz		10480	52.44	-15.76	68.2	56.42	37.29	17.94	59.21	100	0	P	H
		15720	60.94	-13.06	74	54.71	40.58	22.37	56.72	100	31	P	H
		15720	50.69	-3.31	54	44.46	40.58	22.37	56.72	100	31	A	H
													H
		10480	48.91	-19.29	68.2	52.89	37.29	17.94	59.21	100	0	P	V
		15720	56.15	-17.85	74	49.92	40.58	22.37	56.72	100	28	P	V
		15720	45.56	-8.44	54	39.33	40.58	22.37	56.72	100	28	A	V
													V
Remark	1. No other spurious found. 2. All results are PASS against Peak and Average limit line.												

Band 1 5150~5250MHz

WIFI 802.11ac VHT40 (Band Edge @ 3m)

WIFI Ant. 1+2	Note	Frequency (MHz)	Level (dBμV/m)	Over Limit (dB)	Limit Line (dBμV/m)	Read Level (dBμV)	Antenna Factor (dB/m)	Cable Loss (dB)	Preamp Factor (dB)	Ant Pos (cm)	Table Pos (deg)	Peak Avg. (P/A)	Pol. (H/V)
802.11ac VHT40 CH 38 5190MHz		5144.56	62.57	-11.43	74	51.25	34.41	11.99	35.08	100	322	P	H
		5146.9	52.31	-1.69	54	40.99	34.41	11.99	35.08	100	322	A	H
	*	5190	106.07	-	-	94.65	34.46	12.04	35.08	100	322	P	H
	*	5190	98.33	-	-	86.91	34.46	12.04	35.08	100	322	A	H
		5372.92	51.41	-22.59	74	39.25	34.71	12.53	35.08	100	322	P	H
		5357.8	41.62	-12.38	54	29.48	34.69	12.53	35.08	100	322	A	H
		5145.34	51.88	-22.12	74	40.56	34.41	11.99	35.08	376	271	P	V
		5149.76	42.15	-11.85	54	30.83	34.41	11.99	35.08	376	271	A	V
	*	5190	103.56	-	-	92.14	34.46	12.04	35.08	376	271	P	V
	*	5190	96.56	-	-	85.14	34.46	12.04	35.08	376	271	A	V
		5368.44	50.79	-23.21	74	38.63	34.71	12.53	35.08	376	271	P	V
		5432.84	41.49	-12.51	54	29.14	34.81	12.63	35.09	376	271	A	V
802.11ac VHT40 CH 46 5230MHz		5147.94	61.54	-12.46	74	50.22	34.41	11.99	35.08	216	308	P	H
		5149.76	52.55	-1.45	54	41.23	34.41	11.99	35.08	216	308	A	H
	*	5230	113.93	-	-	102.32	34.53	12.16	35.08	216	308	P	H
	*	5230	106.51	-	-	94.9	34.53	12.16	35.08	216	308	A	H
		5351.92	54.81	-19.19	74	42.67	34.69	12.53	35.08	216	308	P	H
		5350.01	45.89	-8.11	54	33.75	34.69	12.53	35.08	216	308	A	H
		5147.94	58.38	-15.62	74	47.06	34.41	11.99	35.08	371	281	P	V
		5150	47.68	-6.32	54	36.36	34.41	11.99	35.08	371	281	A	V
	*	5230	110.88	-	-	99.27	34.53	12.16	35.08	371	281	P	V
	*	5230	103.89	-	-	92.28	34.53	12.16	35.08	371	281	A	V
		5354.44	52.38	-21.62	74	40.24	34.69	12.53	35.08	371	281	P	V
		5350.01	43.81	-10.19	54	31.67	34.69	12.53	35.08	371	281	A	V
Remark	1. No other spurious found. 2. All results are PASS against Peak and Average limit line.												

Band 1 5150~5250MHz

WIFI 802.11ac VHT40 (Harmonic @ 3m)

WIFI Ant. 1+2	Note	Frequency (MHz)	Level (dBμV/m)	Over Limit (dB)	Limit Line (dBμV/m)	Read Level (dBμV)	Antenna Factor (dB/m)	Cable Loss (dB)	Preamp Factor (dB)	Ant Pos (cm)	Table Pos (deg)	Peak Avg. (P/A)	Pol. (H/V)
802.11ac VHT40 CH 38 5190MHz		10380	44.66	-23.54	68.2	48.91	37.21	17.83	59.29	100	0	P	H
		15570	48.2	-25.8	74	42.38	40.46	22.2	56.84	100	0	P	H
													H
													H
		10380	44.52	-23.68	68.2	48.77	37.21	17.83	59.29	100	0	P	V
		15570	46.44	-27.56	74	40.62	40.46	22.2	56.84	100	0	P	V
													V
													V
802.11ac VHT40 CH 46 5230MHz		10460	44.86	-23.34	68.2	48.93	37.26	17.91	59.24	100	0	P	H
		15690	52.39	-21.61	74	46.26	40.55	22.33	56.75	100	34	P	H
		15690	43.02	-10.98	54	36.89	40.55	22.33	56.75	100	34	A	H
													H
		10460	44.77	-23.43	68.2	48.84	37.26	17.91	59.24	100	0	P	V
		15690	48.24	-25.76	74	42.11	40.55	22.33	56.75	100	0	P	V
													V
													V
Remark	1. No other spurious found. 2. All results are PASS against Peak and Average limit line.												

Band 1 5150~5250MHz

WIFI 802.11ac VHT80 (Band Edge @ 3m)

WIFI Ant. 1+2	Note	Frequency (MHz)	Level (dBμV/m)	Over Limit (dB)	Limit Line (dBμV/m)	Read Level (dBμV)	Antenna Factor (dB/m)	Cable Loss (dB)	Preamp Factor (dB)	Ant Pos (cm)	Table Pos (deg)	Peak Avg. (P/A)	Pol. (H/V)
802.11ac VHT80 CH 42 5210MHz		5140.66	60.2	-13.8	74	48.88	34.41	11.99	35.08	100	299	P	H
		5142.22	52.92	-1.08	54	41.6	34.41	11.99	35.08	100	299	A	H
	*	5210	101.59	-	-	90.13	34.5	12.04	35.08	100	299	P	H
	*	5210	95.14	-	-	83.68	34.5	12.04	35.08	100	299	A	H
		5449.36	52.6	-21.4	74	40.23	34.83	12.63	35.09	100	299	P	H
		5350.24	42.14	-11.86	54	30	34.69	12.53	35.08	100	299	A	H
		5144.56	56.37	-17.63	74	45.05	34.41	11.99	35.08	100	269	P	V
		5146.64	47.89	-6.11	54	36.57	34.41	11.99	35.08	100	269	A	V
	*	5210	96.16	-	-	84.7	34.5	12.04	35.08	100	269	P	V
	*	5210	90.27	-	-	78.81	34.5	12.04	35.08	100	269	A	V
		5451.04	50.98	-23.02	74	38.61	34.83	12.63	35.09	100	269	P	V
		5456.92	41.41	-12.59	54	29.04	34.83	12.63	35.09	100	269	A	V
Remark	1. No other spurious found. 2. All results are PASS against Peak and Average limit line.												

Band 1 5150~5250MHz

WIFI 802.11ac VHT80 (Harmonic @ 3m)

WIFI Ant. 1+2	Note	Frequency (MHz)	Level (dBμV/m)	Over Limit (dB)	Limit Line (dBμV/m)	Read Level (dBμV)	Antenna Factor (dB/m)	Cable Loss (dB)	Preamp Factor (dB)	Ant Pos (cm)	Table Pos (deg)	Peak Avg. (P/A)	Pol. (H/V)
802.11ac VHT80 CH 42 5210MHz		10420	43.98	-24.22	68.2	48.15	37.23	17.87	59.27	100	0	P	H
		15630	48.67	-25.33	74	42.66	40.51	22.29	56.79	100	0	P	H
													H
													H
		10420	43.86	-24.34	68.2	48.03	37.23	17.87	59.27	100	0	P	V
		15630	48.14	-25.86	74	42.13	40.51	22.29	56.79	100	0	P	V
													V
													V
Remark	1. No other spurious found. 2. All results are PASS against Peak and Average limit line.												

Band 2 - 5250~5350MHz

WIFI 802.11ac VHT20 (Band Edge @ 3m)

WIFI Ant. 1+2	Note	Frequency (MHz)	Level (dBμV/m)	Over Limit (dB)	Limit Line (dBμV/m)	Read Level (dBμV)	Antenna Factor (dB/m)	Cable Loss (dB)	Preamp Factor (dB)	Ant Pos (cm)	Table Pos (deg)	Peak Avg. (P/A)	Pol. (H/V)
802.11ac VHT20 CH 52 5260MHz		5150	53.38	-20.62	74	41.36	34.41	11.99	34.38	100	305	P	H
		5149.8	44.15	-9.85	54	32.13	34.41	11.99	34.38	100	305	A	H
	*	5260	116.71	-	-	104.35	34.57	12.16	34.37	100	305	P	H
	*	5260	109.17	-	-	96.81	34.57	12.16	34.37	100	305	A	H
		5353.92	55.8	-18.2	74	42.95	34.69	12.53	34.37	100	305	P	H
		5350.08	46.3	-7.7	54	33.45	34.69	12.53	34.37	100	305	A	H
		5110.95	53.03	-20.97	74	41.1	34.36	11.95	34.38	374	271	P	V
		5123.55	42.99	-11.01	54	31.03	34.39	11.95	34.38	374	271	A	V
	*	5260	113.51	-	-	101.15	34.57	12.16	34.37	374	271	P	V
	*	5260	106.23	-	-	93.87	34.57	12.16	34.37	374	271	A	V
		5360.88	54.74	-19.26	74	41.87	34.71	12.53	34.37	374	271	P	V
		5350.56	44.83	-9.17	54	31.98	34.69	12.53	34.37	374	271	A	V
802.11ac VHT20 CH 60 5300MHz		5120.05	52.96	-21.04	74	41.03	34.36	11.95	34.38	127	304	P	H
		5146.65	43.52	-10.48	54	31.5	34.41	11.99	34.38	127	304	A	H
	*	5300	116.98	-	-	104.45	34.62	12.28	34.37	127	304	P	H
	*	5300	110.05	-	-	97.52	34.62	12.28	34.37	127	304	A	H
		5353.44	57.39	-16.61	74	44.54	34.69	12.53	34.37	127	304	P	H
		5350.08	49.48	-4.52	54	36.63	34.69	12.53	34.37	127	304	A	H
		5115.15	52.34	-21.66	74	40.41	34.36	11.95	34.38	100	245	P	V
		5110.6	42.71	-11.29	54	30.78	34.36	11.95	34.38	100	245	A	V
	*	5300	112.03	-	-	99.5	34.62	12.28	34.37	100	245	P	V
	*	5300	104.43	-	-	91.9	34.62	12.28	34.37	100	245	A	V
		5354.88	54.69	-19.31	74	41.84	34.69	12.53	34.37	100	245	P	V
		5351.04	45.81	-8.19	54	32.96	34.69	12.53	34.37	100	245	A	V

	*	5320	115.13	-	-	103.16	34.64	12.41	35.08	232	309	P	H
	*	5320	108.62	-	-	96.65	34.64	12.41	35.08	232	309	A	H
		5351.68	60.94	-13.06	74	48.8	34.69	12.53	35.08	232	309	P	H
		5350.08	52.5	-1.5	54	40.36	34.69	12.53	35.08	232	309	A	H
802.11ac													H
VHT20													H
CH 64	*	5320	112.86	-	-	100.89	34.64	12.41	35.08	360	262	P	V
5320MHz	*	5320	106.38	-	-	94.41	34.64	12.41	35.08	360	262	A	V
		5354.72	56.9	-17.1	74	44.76	34.69	12.53	35.08	360	262	P	V
		5352.64	48.29	-5.71	54	36.15	34.69	12.53	35.08	360	262	A	V
													V
													V
Remark	1. No other spurious found. 2. All results are PASS against Peak and Average limit line.												

Band 2 5250~5350MHz

WIFI 802.11ac VHT20 (Harmonic @ 3m)

WIFI Ant. 1+2	Note	Frequency (MHz)	Level (dBμV/m)	Over Limit (dB)	Limit Line (dBμV/m)	Read Level (dBμV)	Antenna Factor (dB/m)	Cable Loss (dB)	Preamp Factor (dB)	Ant Pos (cm)	Table Pos (deg)	Peak Avg. (P/A)	Pol. (H/V)
802.11ac VHT20 CH 52 5260MHz		10520	49.34	-18.86	68.2	53.22	37.32	17.98	59.18	100	0	P	H
		15780	60.3	-13.7	74	53.95	40.62	22.41	56.68	100	31	P	H
		15780	50.55	-3.45	54	44.2	40.62	22.41	56.68	100	31	A	H
													H
		10520	47.53	-20.67	68.2	51.41	37.32	17.98	59.18	100	0	P	V
		15780	55.63	-18.37	74	49.28	40.62	22.41	56.68	100	0	P	V
													V
													V
802.11ac VHT20 CH 60 5300MHz		10600	47.91	-26.09	74	51.51	37.42	18.06	59.08	100	0	P	H
		15900	60.28	-13.72	74	53.61	40.72	22.53	56.58	100	32	P	H
		15900	50.29	-3.71	54	43.62	40.72	22.53	56.58	100	32	A	H
													H
		10600	47.02	-26.98	74	50.62	37.42	18.06	59.08	100	0	P	V
		15900	57.08	-16.92	74	50.41	40.72	22.53	56.58	100	32	P	V
		15900	47.11	-6.89	54	40.44	40.72	22.53	56.58	100	32	A	V
													V
802.11ac VHT20 CH 64 5320MHz		10640	45.9	-28.1	74	49.37	37.47	18.09	59.03	100	0	P	H
		15960	55.36	-18.64	74	48.51	40.77	22.61	56.53	100	33	P	H
		15960	45.87	-8.13	54	39.02	40.77	22.61	56.53	100	33	A	H
													H
		10640	45.51	-28.49	74	48.98	37.47	18.09	59.03	100	0	P	V
		15960	56.16	-17.84	74	49.31	40.77	22.61	56.53	100	25	P	V
		15960	46.63	-7.37	54	39.78	40.77	22.61	56.53	100	25	A	V
													V
Remark	1. No other spurious found. 2. All results are PASS against Peak and Average limit line.												

Band 2 5250~5350MHz

WIFI 802.11ac VHT40 (Band Edge @ 3m)

WIFI Ant. 1+2	Note	Frequency (MHz)	Level (dBμV/m)	Over Limit (dB)	Limit Line (dBμV/m)	Read Level (dBμV)	Antenna Factor (dB/m)	Cable Loss (dB)	Preamp Factor (dB)	Ant Pos (cm)	Table Pos (deg)	Peak Avg. (P/A)	Pol. (H/V)
802.11ac VHT40 CH 54 5270MHz		5136.15	52.11	-21.89	74	40.85	34.39	11.95	35.08	238	316	P	H
		5149.8	42.99	-11.01	54	31.67	34.41	11.99	35.08	238	316	A	H
	*	5270	114.5	-	-	102.73	34.57	12.28	35.08	238	316	P	H
	*	5270	107.09	-	-	95.32	34.57	12.28	35.08	238	316	A	H
		5354.88	58.98	-15.02	74	46.84	34.69	12.53	35.08	238	316	P	H
		5350.56	50.06	-3.94	54	37.92	34.69	12.53	35.08	238	316	A	H
		5119.35	51.33	-22.67	74	40.1	34.36	11.95	35.08	368	278	P	V
		5109.55	41.7	-12.3	54	30.46	34.36	11.95	35.07	368	278	A	V
	*	5270	110.44	-	-	98.67	34.57	12.28	35.08	368	278	P	V
	*	5270	103.15	-	-	91.38	34.57	12.28	35.08	368	278	A	V
		5355.12	56.49	-17.51	74	44.35	34.69	12.53	35.08	368	278	P	V
		5354.64	44.73	-9.27	54	32.59	34.69	12.53	35.08	368	278	A	V
802.11ac VHT40 CH 62 5310MHz		5094.15	50.74	-23.26	74	39.57	34.34	11.9	35.07	227	315	P	H
		5113.4	43.24	-10.76	54	32	34.36	11.95	35.07	227	315	A	H
	*	5310	109.17	-	-	97.2	34.64	12.41	35.08	227	315	P	H
	*	5310	101.98	-	-	90.01	34.64	12.41	35.08	227	315	A	H
		5355.6	61.7	-12.3	74	49.56	34.69	12.53	35.08	227	315	P	H
		5350.32	51.11	-2.89	54	38.97	34.69	12.53	35.08	227	315	A	H
		5096.25	51.07	-22.93	74	39.9	34.34	11.9	35.07	376	265	P	V
		5113.4	42.04	-11.96	54	30.8	34.36	11.95	35.07	376	265	A	V
	*	5310	105.49	-	-	93.52	34.64	12.41	35.08	376	265	P	V
	*	5310	97.72	-	-	85.75	34.64	12.41	35.08	376	265	A	V
		5350.32	56.2	-17.8	74	44.06	34.69	12.53	35.08	376	265	P	V
		5350.32	45.59	-8.41	54	33.45	34.69	12.53	35.08	376	265	A	V
Remark	1. No other spurious found. 2. All results are PASS against Peak and Average limit line.												

Band 2 5250~5350MHz

WIFI 802.11ac VHT40 (Harmonic @ 3m)

WIFI Ant. 1+2	Note	Frequency (MHz)	Level (dBμV/m)	Over Limit (dB)	Limit Line (dBμV/m)	Read Level (dBμV)	Antenna Factor (dB/m)	Cable Loss (dB)	Preamp Factor (dB)	Ant Pos (cm)	Table Pos (deg)	Peak Avg. (P/A)	Pol. (H/V)
802.11ac VHT40 CH 54 5270MHz		10540	44.9	-23.3	68.2	48.74	37.34	17.98	59.16	100	0	P	H
		15810	50.29	-23.71	74	43.84	40.65	22.45	56.65	100	0	P	H
													H
													H
		10540	45.71	-22.49	68.2	49.55	37.34	17.98	59.16	100	0	P	V
		15810	50.7	-23.3	74	44.25	40.65	22.45	56.65	100	0	P	V
													V
													V
802.11ac VHT40 CH 62 5310MHz		10620	44.85	-29.15	74	48.41	37.44	18.06	59.06	100	0	P	H
		15930	49.77	-24.23	74	43.02	40.74	22.57	56.56	100	0	P	H
													H
													H
		10620	44.84	-29.16	74	48.4	37.44	18.06	59.06	100	0	P	V
		15930	48.87	-25.13	74	42.12	40.74	22.57	56.56	100	0	P	V
													V
													V
Remark	1. No other spurious found. 2. All results are PASS against Peak and Average limit line.												

Band 2 5250~5350MHz

WIFI 802.11ac VHT80 (Band Edge @ 3m)

WIFI Ant. 1+2	Note	Frequency (MHz)	Level (dBμV/m)	Over Limit (dB)	Limit Line (dBμV/m)	Read Level (dBμV)	Antenna Factor (dB/m)	Cable Loss (dB)	Preamp Factor (dB)	Ant Pos (cm)	Table Pos (deg)	Peak Avg. (P/A)	Pol. (H/V)
802.11ac VHT80 CH 58 5290MHz		5123.2	51.68	-22.32	74	40.42	34.39	11.95	35.08	100	310	P	H
		5149.45	42.88	-11.12	54	31.56	34.41	11.99	35.08	100	310	A	H
	*	5290	106.51	-	-	94.71	34.6	12.28	35.08	100	310	P	H
	*	5290	96.83	-	-	85.03	34.6	12.28	35.08	100	310	A	H
		5351.52	60.43	-13.57	74	48.29	34.69	12.53	35.08	100	310	P	H
		5350.08	52.67	-1.33	54	40.53	34.69	12.53	35.08	100	310	A	H
		5052.5	50.48	-23.52	74	39.43	34.27	11.85	35.07	100	266	P	V
		5149.8	40.93	-13.07	54	29.61	34.41	11.99	35.08	100	266	A	V
	*	5290	101.36	-	-	89.56	34.6	12.28	35.08	100	266	P	V
	*	5290	93.58	-	-	81.78	34.6	12.28	35.08	100	266	A	V
		5385.6	55.05	-18.95	74	42.75	34.74	12.65	35.09	100	266	P	V
		5354.4	45.62	-8.38	54	33.48	34.69	12.53	35.08	100	266	A	V
Remark	1. No other spurious found. 2. All results are PASS against Peak and Average limit line.												

Band 2 5250~5350MHz

WIFI 802.11ac VHT80 (Harmonic @ 3m)

WIFI Ant. 1+2	Note	Frequency (MHz)	Level (dBμV/m)	Over Limit (dB)	Limit Line (dBμV/m)	Read Level (dBμV)	Antenna Factor (dB/m)	Cable Loss (dB)	Preamp Factor (dB)	Ant Pos (cm)	Table Pos (deg)	Peak Avg. (P/A)	Pol. (H/V)
802.11ac VHT80 CH 58 5290MHz		10580	44.11	-24.09	68.2	47.79	37.4	18.02	59.1	100	0	P	H
		15870	48.68	-25.32	74	42.05	40.7	22.53	56.6	100	0	P	H
													H
													H
		10580	44.19	-24.01	68.2	47.87	37.4	18.02	59.1	100	0	P	V
		15870	48.08	-25.92	74	41.45	40.7	22.53	56.6	100	0	P	V
													V
													V
Remark	1. No other spurious found. 2. All results are PASS against Peak and Average limit line.												

Band 3 - 5470~5725MHz

WIFI 802.11ac VHT20 (Band Edge @ 3m)

WIFI Ant. 1+2	Note	Frequency (MHz)	Level (dBμV/m)	Over Limit (dB)	Limit Line (dBμV/m)	Read Level (dBμV)	Antenna Factor (dB/m)	Cable Loss (dB)	Preamp Factor (dB)	Ant Pos (cm)	Table Pos (deg)	Peak Avg. (P/A)	Pol. (H/V)
802.11ac VHT20 CH 100 5500MHz		5458.64	62.68	-11.32	74	50.31	34.83	12.63	35.09	100	296	P	H
		5463.76	61.71	-6.49	68.2	49.34	34.85	12.61	35.09	100	296	P	H
		5458.16	52.58	-1.42	54	40.21	34.83	12.63	35.09	100	296	A	H
	*	5500	116.65	-	-	104.23	34.9	12.61	35.09	100	296	P	H
	*	5500	109.72	-	-	97.3	34.9	12.61	35.09	100	296	A	H
													H
		5456.08	59.65	-14.35	74	47.28	34.83	12.63	35.09	376	268	P	V
		5464.24	60.62	-7.58	68.2	48.25	34.85	12.61	35.09	376	268	P	V
		5459.28	50.03	-3.97	54	37.66	34.83	12.63	35.09	376	268	A	V
	*	5500	112.73	-	-	100.31	34.9	12.61	35.09	376	268	P	V
	*	5500	105.17	-	-	92.75	34.9	12.61	35.09	376	268	A	V
													V
802.11ac VHT20 CH 116 5580MHz		5389.12	52.91	-21.09	74	40.61	34.74	12.65	35.09	100	314	P	H
		5461.12	53.32	-14.88	68.2	40.97	34.83	12.61	35.09	100	314	P	H
		5459.44	44.06	-9.94	54	31.69	34.83	12.63	35.09	100	314	A	H
	*	5580	118.02	-	-	105.55	35	12.58	35.11	100	314	P	H
	*	5580	110.11	-	-	97.64	35	12.58	35.11	100	314	A	H
		5731.61	53.57	-14.63	68.2	40.78	35.21	12.73	35.15	100	314	P	H
		5440.96	52.43	-21.57	74	40.08	34.81	12.63	35.09	376	268	P	V
		5466.88	51.99	-16.21	68.2	39.62	34.85	12.61	35.09	376	268	P	V
		5435.92	42.6	-11.4	54	30.25	34.81	12.63	35.09	376	268	A	V
	*	5580	114.63	-	-	102.16	35	12.58	35.11	376	268	P	V
	*	5580	107.73	-	-	95.26	35	12.58	35.11	376	268	A	V
		5726.255	53.15	-15.05	68.2	40.35	35.21	12.73	35.14	376	268	P	V

802.11ac VHT20 CH 140 5700MHz	*	5700	114.32	-	-	101.62	35.17	12.67	35.14	100	314	P	H
	*	5700	106.74	-	-	94.04	35.17	12.67	35.14	100	314	A	H
		5725.24	66.86	-1.34	68.2	54.06	35.21	12.73	35.14	100	314	P	H
													H
													H
													H
	*	5700	111.2	-	-	98.5	35.17	12.67	35.14	350	268	P	V
	*	5700	103.9	-	-	91.2	35.17	12.67	35.14	350	268	A	V
		5725.24	56.99	-11.21	68.2	44.19	35.21	12.73	35.14	350	268	P	V
													V
													V
													V
Remark	1. No other spurious found. 2. All results are PASS against Peak and Average limit line.												

Band 3 - 5470~5725MHz

WIFI 802.11ac VHT20 (Harmonic @ 3m)

WIFI Ant. 1+2	Note	Frequency (MHz)	Level (dBμV/m)	Over Limit (dB)	Limit Line (dBμV/m)	Read Level (dBμV)	Antenna Factor (dB/m)	Cable Loss (dB)	Preamp Factor (dB)	Ant Pos (cm)	Table Pos (deg)	Peak Avg. (P/A)	Pol. (H/V)
802.11ac VHT20 CH 100 5500MHz		11000	46.36	-27.64	74	48.63	37.9	18.43	58.6	100	0	P	H
		16500	56.58	-11.62	68.2	47.95	41.8	22.93	56.1	100	0	P	H
													H
													H
		11000	45.7	-28.3	74	47.97	37.9	18.43	58.6	100	0	P	V
		16500	56.31	-11.89	68.2	47.68	41.8	22.93	56.1	100	0	P	V
													V
													V
802.11ac VHT20 CH 116 5580MHz		11160	47.26	-26.74	74	48.78	38.07	18.58	58.17	100	0	P	H
		16740	58.23	-9.97	68.2	49.18	41.94	23.07	55.96	100	0	P	H
													H
													H
		11160	46.81	-27.19	74	48.33	38.07	18.58	58.17	100	0	P	V
		16740	56.69	-11.51	68.2	47.64	41.94	23.07	55.96	100	0	P	V
													V
													V
802.11ac VHT20 CH 140 5700MHz		11400	45.21	-28.79	74	45.67	38.3	18.8	57.56	100	0	P	H
		17100	60.61	-7.59	68.2	51.17	41.96	23.28	55.8	100	0	P	H
													H
													H
		11400	46.32	-27.68	74	46.78	38.3	18.8	57.56	100	0	P	V
		17100	56.77	-11.43	68.2	47.33	41.96	23.28	55.8	100	0	P	V
													V
													V
Remark	1. No other spurious found. 2. All results are PASS against Peak and Average limit line.												

Band 3 - 5470~5725MHz

WIFI 802.11ac VHT40 (Band Edge @ 3m)

WIFI Ant. 1+2	Note	Frequency (MHz)	Level (dBμV/m)	Over Limit (dB)	Limit Line (dBμV/m)	Read Level (dBμV)	Antenna Factor (dB/m)	Cable Loss (dB)	Preamp Factor (dB)	Ant Pos (cm)	Table Pos (deg)	Peak Avg. (P/A)	Pol. (H/V)
802.11ac VHT40 CH 102 5510MHz		5459.2	61.74	-12.26	74	49.37	34.83	12.63	35.09	100	318	P	H
		5465.44	65.36	-2.84	68.2	52.99	34.85	12.61	35.09	100	318	P	H
		5459.92	51.25	-2.75	54	38.88	34.83	12.63	35.09	100	318	A	H
	*	5510	109.08	-	-	96.69	34.9	12.59	35.1	100	318	P	H
	*	5510	100.48	-	-	88.09	34.9	12.59	35.1	100	318	A	H
		5749.88	52.21	-15.99	68.2	39.33	35.24	12.79	35.15	100	318	P	H
		5459.68	55.27	-18.73	74	42.9	34.83	12.63	35.09	376	267	P	V
		5466.16	60.24	-7.96	68.2	47.87	34.85	12.61	35.09	376	267	P	V
		5459.68	45.93	-8.07	54	33.56	34.83	12.63	35.09	376	267	A	V
	*	5510	105.26	-	-	92.87	34.9	12.59	35.1	376	267	P	V
	*	5510	96.25	-	-	83.86	34.9	12.59	35.1	376	267	A	V
		5742.005	52.33	-15.87	68.2	39.45	35.24	12.79	35.15	376	267	P	V
802.11ac VHT40 CH 110 5550MHz		5458	62.72	-11.28	74	50.35	34.83	12.63	35.09	100	309	P	H
		5467.6	63.63	-4.57	68.2	51.26	34.85	12.61	35.09	100	309	P	H
		5459.92	52.59	-1.41	54	40.22	34.83	12.63	35.09	100	309	A	H
	*	5550	115.32	-	-	102.87	34.97	12.58	35.1	100	309	P	H
	*	5550	107.17	-	-	94.72	34.97	12.58	35.1	100	309	A	H
		5726.885	53.16	-15.04	68.2	40.36	35.21	12.73	35.14	100	309	P	H
		5459.68	57.09	-16.91	74	44.72	34.83	12.63	35.09	376	267	P	V
		5469.52	59.6	-8.6	68.2	47.23	34.85	12.61	35.09	376	267	P	V
		5459.92	48.62	-5.38	54	36.25	34.83	12.63	35.09	376	267	A	V
	*	5550	111.63	-	-	99.18	34.97	12.58	35.1	376	267	P	V
	*	5550	102.77	-	-	90.32	34.97	12.58	35.1	376	267	A	V
		5730.665	52.9	-15.3	68.2	40.11	35.21	12.73	35.15	376	267	P	V

802.11ac VHT40 CH 134 5670MHz		5371	52.1	-21.9	74	39.94	34.71	12.53	35.08	100	315	P	H
		5462	51.85	-16.35	68.2	39.5	34.83	12.61	35.09	100	315	P	H
		5458.85	42.94	-11.06	54	30.57	34.83	12.63	35.09	100	315	A	H
	*	5670	115.48	-	-	102.8	35.14	12.67	35.13	100	315	P	H
	*	5670	107.35	-	-	94.67	35.14	12.67	35.13	100	315	A	H
		5727.55	64.36	-3.84	68.2	51.56	35.21	12.73	35.14	100	315	P	H
		5421.05	50.92	-23.08	74	38.6	34.78	12.63	35.09	341	262	P	V
		5460.6	51.27	-16.93	68.2	38.92	34.83	12.61	35.09	341	262	P	V
		5448.7	42.09	-11.91	54	29.72	34.83	12.63	35.09	341	262	A	V
	*	5670	110.56	-	-	97.88	35.14	12.67	35.13	341	262	P	V
	*	5670	103.7	-	-	91.02	35.14	12.67	35.13	341	262	A	V
		5734.025	60.2	-8	68.2	47.41	35.21	12.73	35.15	341	262	P	V
Remark	1. No other spurious found. 2. All results are PASS against Peak and Average limit line.												

Band 3 - 5470~5725MHz

WIFI 802.11ac VHT40 (Harmonic @ 3m)

WIFI Ant. 1+2	Note	Frequency (MHz)	Level (dBμV/m)	Over Limit (dB)	Limit Line (dBμV/m)	Read Level (dBμV)	Antenna Factor (dB/m)	Cable Loss (dB)	Preamp Factor (dB)	Ant Pos (cm)	Table Pos (deg)	Peak Avg. (P/A)	Pol. (H/V)
802.11ac VHT40 CH 102 5510MHz		11020	45.36	-28.64	74	47.57	37.92	18.43	58.56	100	0	P	H
		16530	50.36	-17.84	68.2	41.66	41.82	22.96	56.08	100	0	P	H
													H
													H
		11020	45.68	-28.32	74	47.89	37.92	18.43	58.56	100	0	P	V
		16530	49.57	-18.63	68.2	40.87	41.82	22.96	56.08	100	0	P	V
													V
													V
802.11ac VHT40 CH 110 5550MHz		11100	45.21	-28.79	74	47.05	38	18.5	58.34	100	0	P	H
		16650	54.4	-13.8	68.2	45.49	41.89	23.03	56.01	100	0	P	H
													H
													H
		11100	47.05	-26.95	74	48.89	38	18.5	58.34	100	0	P	V
		16650	52.26	-15.94	68.2	43.35	41.89	23.03	56.01	100	0	P	V
													V
													V
802.11ac VHT40 CH 134 5670MHz		11340	48.1	-25.9	74	48.87	38.23	18.73	57.73	100	0	P	H
		17010	60.56	-7.64	68.2	51.04	42.08	23.24	55.8	100	0	P	H
													H
													H
		11340	46.37	-27.63	74	47.14	38.23	18.73	57.73	100	0	P	V
		17010	54.1	-14.1	68.2	44.58	42.08	23.24	55.8	100	0	P	V
													V
													V
Remark	1. No other spurious found. 2. All results are PASS against Peak and Average limit line.												

Band 3 5470~5725MHz

WIFI 802.11ac VHT80 (Band Edge @ 3m)

WIFI Ant. 1+2	Note	Frequency (MHz)	Level (dBμV/m)	Over Limit (dB)	Limit Line (dBμV/m)	Read Level (dBμV)	Antenna Factor (dB/m)	Cable Loss (dB)	Preamp Factor (dB)	Ant Pos (cm)	Table Pos (deg)	Peak Avg. (P/A)	Pol. (H/V)
802.11ac VHT80 CH 106 5530MHz		5432.8	61.96	-12.04	74	49.61	34.81	12.63	35.09	100	314	P	H
		5463.28	60.51	-7.69	68.2	48.14	34.85	12.61	35.09	100	314	P	H
		5459.68	52.43	-1.57	54	40.06	34.83	12.63	35.09	100	314	A	H
	*	5530	100.54	-	-	88.13	34.92	12.59	35.1	100	314	P	H
	*	5530	94.13	-	-	81.72	34.92	12.59	35.1	100	314	A	H
		5741.375	52.54	-15.66	68.2	39.66	35.24	12.79	35.15	100	314	P	H
		5436.88	54.03	-19.97	74	41.68	34.81	12.63	35.09	100	248	P	V
		5463.52	55.47	-12.73	68.2	43.1	34.85	12.61	35.09	100	248	P	V
		5459.44	45.52	-8.48	54	33.15	34.83	12.63	35.09	100	248	A	V
	*	5530	95.28	-	-	82.87	34.92	12.59	35.1	100	248	P	V
	*	5530	88.36	-	-	75.95	34.92	12.59	35.1	100	248	A	V
		5751.14	52.37	-15.83	68.2	39.49	35.24	12.79	35.15	100	248	P	V
802.11ac VHT80 CH 122 5610MHz		5458.72	59.16	-14.84	74	46.79	34.83	12.63	35.09	100	314	P	H
		5466.88	60.92	-7.28	68.2	48.55	34.85	12.61	35.09	100	314	P	H
		5458.96	51.08	-2.92	54	38.71	34.83	12.63	35.09	100	314	A	H
	*	5610	108.58	-	-	96.1	35.04	12.56	35.12	100	314	P	H
	*	5610	101.8	-	-	89.32	35.04	12.56	35.12	100	314	A	H
		5732.555	57.48	-10.72	68.2	44.69	35.21	12.73	35.15	100	314	P	H
		5455.84	55.12	-18.88	74	42.75	34.83	12.63	35.09	100	268	P	V
		5469.28	55.99	-12.21	68.2	43.62	34.85	12.61	35.09	100	268	P	V
		5459.2	46.08	-7.92	54	33.71	34.83	12.63	35.09	100	268	A	V
	*	5610	102.12	-	-	89.64	35.04	12.56	35.12	100	268	P	V
	*	5610	95.67	-	-	83.19	35.04	12.56	35.12	100	268	A	V
		5735.075	52.49	-15.71	68.2	39.67	35.24	12.73	35.15	100	268	P	V
Remark	1. No other spurious found. 2. All results are PASS against Peak and Average limit line.												

Band 3 5470~5725MHz

WIFI 802.11ac VHT80 (Harmonic @ 3m)

WIFI Ant. 1+2	Note	Frequency (MHz)	Level (dBμV/m)	Over Limit (dB)	Limit Line (dBμV/m)	Read Level (dBμV)	Antenna Factor (dB/m)	Cable Loss (dB)	Preamp Factor (dB)	Ant Pos (cm)	Table Pos (deg)	Peak Avg. (P/A)	Pol. (H/V)
802.11ac VHT80 CH 106 5530MHz		11060	45.62	-28.38	74	47.61	37.97	18.47	58.43	100	0	P	H
		15690	47.16	-26.84	74	41.03	40.55	22.33	56.75	100	0	P	H
													H
													H
		11060	45.19	-28.81	74	47.18	37.97	18.47	58.43	100	0	P	V
		15690	48.25	-25.75	74	42.12	40.55	22.33	56.75	100	0	P	V
													V
													V
802.11ac VHT80 CH 122 5610MHz		11220	46.02	-27.98	74	47.32	38.12	18.62	58.04	100	0	P	H
		16830	50.27	-17.93	68.2	41.03	42	23.14	55.9	100	0	P	H
													H
													H
		11220	47.17	-26.83	74	48.47	38.12	18.62	58.04	100	0	P	V
		16830	49.66	-18.54	68.2	40.42	42	23.14	55.9	100	0	P	V
													V
													V
Remark	1. No other spurious found. 2. All results are PASS against Peak and Average limit line.												

Band 3 - Straddle Channel

WIFI 802.11ac VHT20 (Band Edge @ 3m)

WIFI Ant. 1+2	Note	Frequency (MHz)	Level (dBμV/m)	Over Limit (dB)	Limit Line (dBμV/m)	Read Level (dBμV)	Antenna Factor (dB/m)	Cable Loss (dB)	Preamp Factor (dB)	Ant Pos (cm)	Table Pos (deg)	Peak Avg. (P/A)	Pol. (H/V)
802.11ac VHT20 CH 144 5720MHz	*	5720	114.99	-	-	102.19	35.21	12.73	35.14	100	308	P	H
	*	5720	107.11	-	-	94.31	35.21	12.73	35.14	100	308	A	H
													H
													H
													H
													H
	*	5720	110.11	-	-	97.31	35.21	12.73	35.14	100	243	P	V
	*	5720	102.89	-	-	90.09	35.21	12.73	35.14	100	243	A	V
													V
													V
													V
													V
Remark	1. No other spurious found. 2. All results are PASS against Peak and Average limit line.												

Band 3 - Straddle Channel

WIFI 802.11ac VHT20 (Harmonic @ 3m)

WIFI Ant. 1+2	Note	Frequency (MHz)	Level (dBμV/m)	Over Limit (dB)	Limit Line (dBμV/m)	Read Level (dBμV)	Antenna Factor (dB/m)	Cable Loss (dB)	Preamp Factor (dB)	Ant Pos (cm)	Table Pos (deg)	Peak Avg. (P/A)	Pol. (H/V)
802.11ac VHT20 CH 144 5720MHz		11440	45.91	-28.09	74	46.21	38.33	18.84	57.47	100	0	P	H
		17160	60.77	-7.43	68.2	51.37	41.87	23.33	55.8	100	0	P	H
													H
													H
		11440	46.49	-27.51	74	46.79	38.33	18.84	57.47	100	0	P	V
		17160	57.07	-11.13	68.2	47.67	41.87	23.33	55.8	100	0	P	V
													V
													V
Remark	1. No other spurious found. 2. All results are PASS against Peak and Average limit line.												

Band 3 - Straddle Channel

WIFI 802.11ac VHT40 (Band Edge @ 3m)

WIFI Ant. 1+2	Note	Frequency (MHz)	Level (dBμV/m)	Over Limit (dB)	Limit Line (dBμV/m)	Read Level (dBμV)	Antenna Factor (dB/m)	Cable Loss (dB)	Preamp Factor (dB)	Ant Pos (cm)	Table Pos (deg)	Peak Avg. (P/A)	Pol. (H/V)
802.11ac VHT40 CH 142 5710MHz	*	5710	114.97	-	-	102.19	35.19	12.73	35.14	100	314	P	H
	*	5710	106.31	-	-	93.53	35.19	12.73	35.14	100	314	A	H
													H
													H
													H
													H
	*	5710	109.37	-	-	96.59	35.19	12.73	35.14	365	266	P	V
	*	5710	102.98	-	-	90.2	35.19	12.73	35.14	365	266	A	V
													V
													V
													V
													V
Remark	1. No other spurious found. 2. All results are PASS against Peak and Average limit line.												

Band 3 - Straddle Channel

WIFI 802.11ac VHT40 (Harmonic @ 3m)

WIFI Ant. 1+2	Note	Frequency (MHz)	Level (dBμV/m)	Over Limit (dB)	Limit Line (dBμV/m)	Read Level (dBμV)	Antenna Factor (dB/m)	Cable Loss (dB)	Preamp Factor (dB)	Ant Pos (cm)	Table Pos (deg)	Peak Avg. (P/A)	Pol. (H/V)
802.11ac VHT40 CH 142 5710MHz		11420	45.48	-28.52	74	45.88	38.32	18.8	57.52	100	0	P	H
		17130	56.08	-12.12	68.2	46.66	41.91	23.31	55.8	100	0	P	H
													H
													H
		11420	45.59	-28.41	74	45.99	38.32	18.8	57.52	100	0	P	V
		17130	54.17	-14.03	68.2	44.75	41.91	23.31	55.8	100	0	P	V
													V
													V
Remark	1. No other spurious found. 2. All results are PASS against Peak and Average limit line.												

Band 3 - Straddle Channel

WIFI 802.11ac VHT80 (Band Edge @ 3m)

WIFI Ant. 1+2	Note	Frequency (MHz)	Level (dBμV/m)	Over Limit (dB)	Limit Line (dBμV/m)	Read Level (dBμV)	Antenna Factor (dB/m)	Cable Loss (dB)	Preamp Factor (dB)	Ant Pos (cm)	Table Pos (deg)	Peak Avg. (P/A)	Pol. (H/V)
802.11ac VHT80 CH 138 5690MHz	*	5690	110.8	-	-	98.1	35.17	12.67	35.14	100	315	P	H
	*	5690	102.75	-	-	90.05	35.17	12.67	35.14	100	315	A	H
													H
													H
													H
													H
	*	5690	103.34	-	-	90.64	35.17	12.67	35.14	100	266	P	V
	*	5690	96.16	-	-	83.46	35.17	12.67	35.14	100	266	A	V
													V
													V
													V
													V
Remark	1. No other spurious found. 2. All results are PASS against Peak and Average limit line.												

Band 3 - Straddle Channel

WIFI 802.11ac VHT80 (Harmonic @ 3m)

WIFI Ant. 1+2	Note	Frequency (MHz)	Level (dBμV/m)	Over Limit (dB)	Limit Line (dBμV/m)	Read Level (dBμV)	Antenna Factor (dB/m)	Cable Loss (dB)	Preamp Factor (dB)	Ant Pos (cm)	Table Pos (deg)	Peak Avg. (P/A)	Pol. (H/V)
802.11ac VHT80 CH 138 5690MHz		11380	44.59	-29.41	74	45.14	38.28	18.77	57.6	100	0	P	H
		17070	51.31	-16.89	68.2	41.82	42.01	23.28	55.8	100	0	P	H
													H
													H
		11380	45.27	-28.73	74	45.82	38.28	18.77	57.6	100	0	P	V
		17070	51.55	-16.65	68.2	42.06	42.01	23.28	55.8	100	0	P	V
													V
													V
Remark	1. No other spurious found. 2. All results are PASS against Peak and Average limit line.												

Emission below 1GHz

WIFI 802.11ac VHT80 (LF @ 3m)

WIFI Ant. 1+2	Note	Frequency (MHz)	Level (dBμV/m)	Over Limit (dB)	Limit Line (dBμV/m)	Read Level (dBμV)	Antenna Factor (dB/m)	Cable Loss (dB)	Preamp Factor (dB)	Ant Pos (cm)	Table Pos (deg)	Peak Avg. (P/A)	Pol. (H/V)
802.11ac VHT80 LF		33.24	26.17	-13.83	40	32.69	23.16	1.71	31.39	-	-	P	H
		128.28	28.83	-14.67	43.5	40.51	17.51	2.34	31.53	-	-	P	H
		288.66	29.65	-16.35	46	38.73	18.96	3.28	31.32	-	-	P	H
		914.6	33.37	-12.63	46	29.4	29.16	5.33	30.52	-	-	P	H
		949.6	33.61	-12.39	46	28.25	30.48	5.4	30.52	-	-	P	H
		959.4	34.57	-11.43	46	28.73	30.95	5.4	30.51	100	84	P	H
													H
													H
													H
													H
													H
													H
		77.25	31.4	-8.6	40	47.97	12.9	2.11	31.58	100	231	P	V
		122.34	31.82	-11.68	43.5	43.54	17.48	2.34	31.54	-	-	P	V
		297.57	28.23	-17.77	46	37.08	19.17	3.28	31.3	-	-	P	V
		871.9	33.23	-12.77	46	29.43	29.07	5.27	30.54	-	-	P	V
		925.1	33.83	-12.17	46	29.58	29.44	5.33	30.52	-	-	P	V
		952.4	34.26	-11.74	46	28.75	30.62	5.4	30.51	-	-	P	V
													V
													V
													V
													V
													V
													V
Remark	1. No other spurious found. 2. All results are PASS against limit line.												

Note symbol

*	**Fundamental Frequency** which can be ignored. However, the level of any unwanted emissions shall not exceed the level of the fundamental frequency.
!	Test result is **over limit** line.
P/A	**P**eak or **A**verage
H/V	**H**orizontal or **V**ertical

A calculation example for radiated spurious emission is shown as below:

WIFI	Note	Frequency	Level	Over	Limit	Read	Antenna	Cable	Preamp	Ant	Table	Peak	Pol.
Ant.				Limit	Line	Level	Factor	Loss	Factor	Pos	Pos	Avg.	
1+2		(MHz)	(dBμV/m)	(dB)	(dBμV/m)	(dBμV)	(dB/m)	(dB)	(dB)	(cm)	(deg)	(P/A)	(H/V)
802.11b CH 01 2412MHz		2390	55.45	-18.55	74	54.51	32.22	4.58	35.86	103	308	P	H
		2390	43.54	-10.46	54	42.6	32.22	4.58	35.86	103	308	A	H

1. Level(dBμV/m) =

Antenna Factor(dB/m) + Cable Loss(dB) + Read Level(dBμV) - Preamp Factor(dB)

2. Over Limit(dB) = Level(dBμV/m) – Limit Line(dBμV/m)

For Peak Limit @ 2390MHz:

1. Level(dBμV/m)

= Antenna Factor(dB/m) + Cable Loss(dB) + Read Level(dBμV) - Preamp Factor(dB)

= 32.22(dB/m) + 4.58(dB) + 54.51(dBμV) – 35.86 (dB)

= 55.45 (dBμV/m)

2. Over Limit(dB)

= Level(dBμV/m) – Limit Line(dBμV/m)

= 55.45(dBμV/m) – 74(dBμV/m)

= -18.55(dB)

For Average Limit @ 2390MHz:

1. Level(dBμV/m)

= Antenna Factor(dB/m) + Cable Loss(dB) + Read Level(dBμV) - Preamp Factor(dB)

= 32.22(dB/m) + 4.58(dB) + 42.6(dBμV) – 35.86 (dB)

= 43.54 (dBμV/m)

2. Over Limit(dB)

= Level(dBμV/m) – Limit Line(dBμV/m)

= 43.54(dBμV/m) – 54(dBμV/m)

= -10.46(dB)

Both peak and average measured complies with the limit line, so test result is “PASS”.

Appendix C. Radiated Spurious Emission

Test Engineer :	Jesse Wang / Stan Hsieh / James Chiu	**Temperature :**	22~27°C
		Relative Humidity :	52~58%

Note symbol

-L	**Low channel location**
-R	**High channel location**

<CDD Mode>

Band 1 - 5150~5250MHz

WIFI 802.11a (Band Edge @ 3m)

WIFI	Band 1 5150~5250MHz Band Edge @ 3m	
ANT	802.11a CH36 5180MHz	
1	Horizontal	Fundamental
Peak	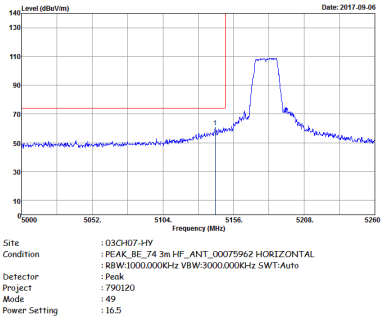 Site : 03CH07-HY Condition : PEAK_BE_74 3m HF_ANT_00075962 HORIZONTAL : RBW:1000.000KHz VBW:3000.000KHz SWT:Auto Detector : Peak Project : 790120 Mode : 49 Power Setting : 16.5	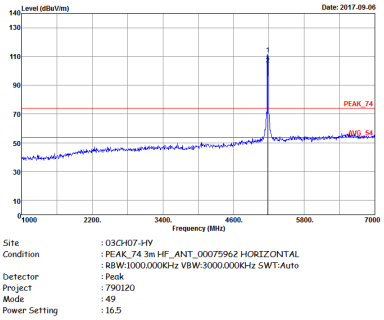 Site : 03CH07-HY Condition : PEAK_74 3m HF_ANT_00075962 HORIZONTAL : RBW:1000.000KHz VBW:3000.000KHz SWT:Auto Detector : Peak Project : 790120 Mode : 49 Power Setting : 16.5
Avg.	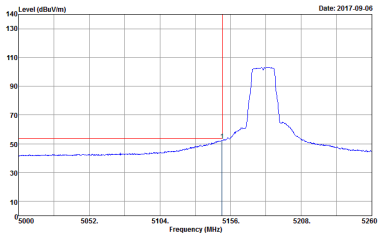 Site : 03CH07-HY Condition : AVG_BE_54 3m HF_ANT_00075962 HORIZONTAL : RBW:1000.000KHz VBW:3.000KHz SWT:Auto Detector : Peak Project : 790120 Mode : 49 Power Setting : 16.5	Left blank

WIFI	Band 1 5150~5250MHz Band Edge @ 3m	
ANT	802.11a CH36 5180MHz	
1	Vertical	Fundamental
Peak	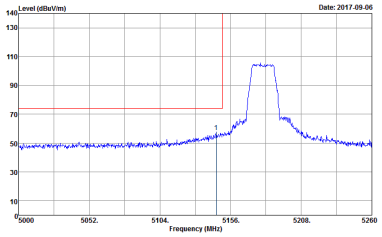 Site : 03CH07-HY Condition : PEAK_BE_74 3m HF_ANT_00075962 VERTICAL : RBW:1000.000KHz VBW:3000.000KHz SWT:Auto Detector : Peak Project : 790120 Mode : 49 Power Setting : 16.5	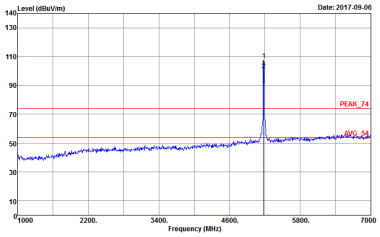 Site : 03CH07-HY Condition : PEAK_74 3m HF_ANT_00075962 VERTICAL : RBW:1000.000KHz VBW:3000.000KHz SWT:Auto Detector : Peak Project : 790120 Mode : 49 Power Setting : 16.5
Avg.	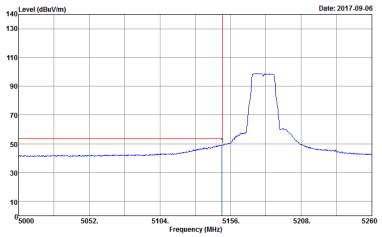 Site : 03CH07-HY Condition : AVG_BE_54 3m HF_ANT_00075962 VERTICAL : RBW:1000.000KHz VBW:3.000KHz SWT:Auto Detector : Peak Project : 790120 Mode : 49 Power Setting : 16.5	Left blank

WIFI	Band 1 5150~5250MHz Band Edge @ 3m	
ANT	802.11a CH44 5220MHz - L	
1	Horizontal	Fundamental
Peak	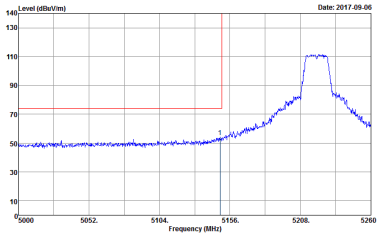 Site : 03CH07-HY Condition : PEAK_BE_74 3m HF_ANT_00075962 HORIZONTAL : RBW:1000.000KHz VBW:3000.000KHz SWT:Auto Detector : Peak Project : 790120 Mode : 50 Power Setting : 18.5	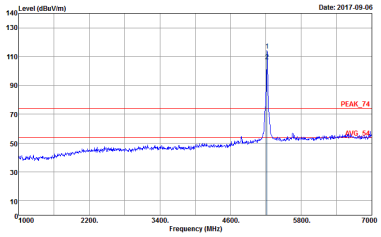 Site : 03CH07-HY Condition : PEAK_74 3m HF_ANT_00075962 HORIZONTAL : RBW:1000.000KHz VBW:3000.000KHz SWT:Auto Detector : Peak Project : 790120 Mode : 50 Power Setting : 18.5
Avg.	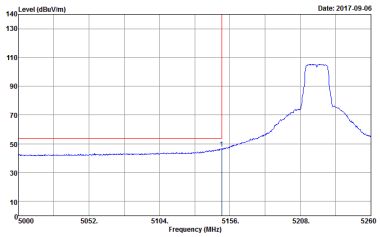 Site : 03CH07-HY Condition : AVG_BE_54 3m HF_ANT_00075962 HORIZONTAL : RBW:1000.000KHz VBW:3.000KHz SWT:Auto Detector : Peak Project : 790120 Mode : 50 Power Setting : 18.5	Left blank

WIFI	Band 1 5150~5250MHz Band Edge @ 3m	
ANT	802.11a CH44 5220MHz - R	
1	Horizontal	Fundamental
Peak	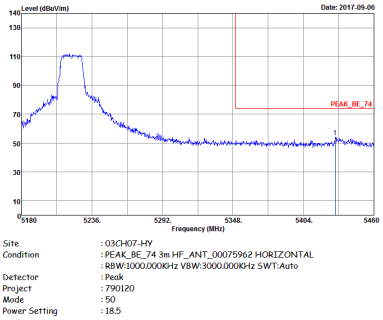	Left blank
Avg.	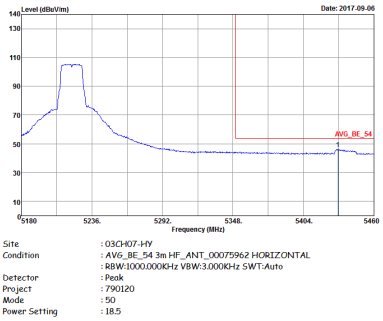	Left blank

WIFI	Band 1 5150~5250MHz Band Edge @ 3m	
ANT	802.11a CH44 5220MHz - L	
1	Vertical	Fundamental
Peak	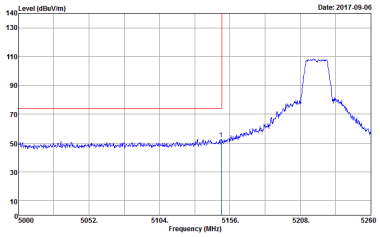 Site : 03CH07-HY Condition : PEAK_BE_74 3m HF_ANT_00075962 VERTICAL : RBW:1000.000KHz VBW:3000.000KHz SWT:Auto Detector : Peak Project : 790120 Mode : 50 Power Setting : 18.5	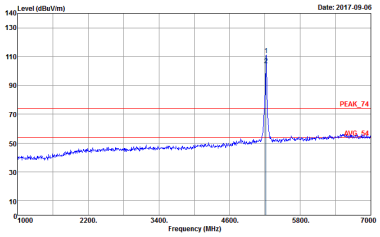 Site : 03CH07-HY Condition : PEAK_74 3m HF_ANT_00075962 VERTICAL : RBW:1000.000KHz VBW:3000.000KHz SWT:Auto Detector : Peak Project : 790120 Mode : 50 Power Setting : 18.5
Avg.	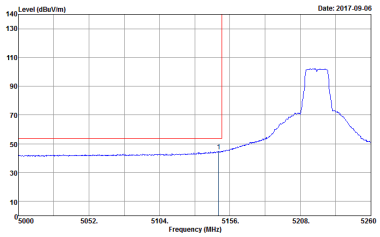 Site : 03CH07-HY Condition : AVG_BE_54 3m HF_ANT_00075962 VERTICAL : RBW:1000.000KHz VBW:3.000KHz SWT:Auto Detector : Peak Project : 790120 Mode : 50 Power Setting : 18.5	Left blank

WIFI	Band 1 5150~5250MHz Band Edge @ 3m	
ANT	802.11a CH44 5220MHz - R	
1	Vertical	Fundamental
Peak	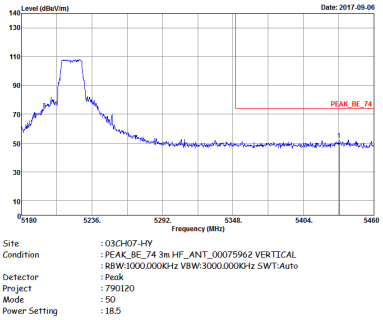	Left blank
Avg.	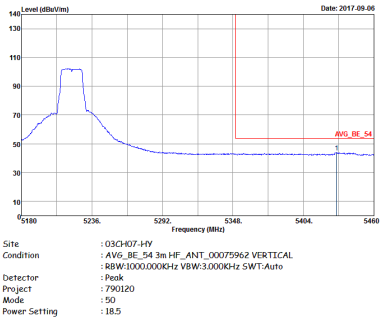	Left blank

WIFI	Band 1 5150~5250MHz Band Edge @ 3m	
ANT	802.11a CH48 5240MHz - L	
1	Horizontal	Fundamental
Peak	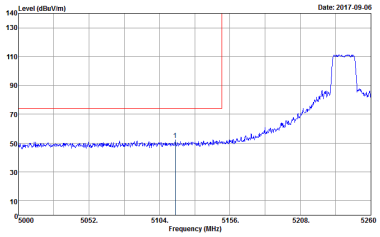 Site : 03CH07-HY Condition : PEAK_BE_74 3m HF_ANT_00075962 HORIZONTAL : RBW:1000.000KHz VBW:3000.000KHz SWT:Auto Detector : Peak Project : 790120 Mode : 51 Power Setting : 18.5	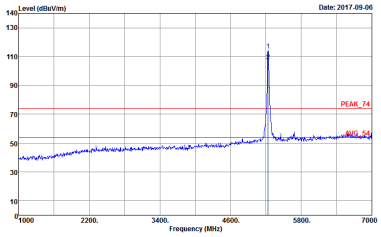 Site : 03CH07-HY Condition : PEAK_74 3m HF_ANT_00075962 HORIZONTAL : RBW:1000.000KHz VBW:3000.000KHz SWT:Auto Detector : Peak Project : 790120 Mode : 51 Power Setting : 18.5
Avg.	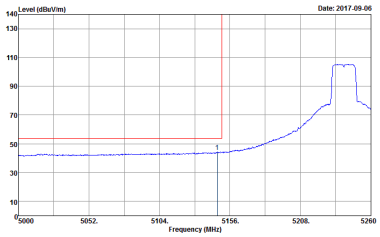 Site : 03CH07-HY Condition : AVG_BE_54 3m HF_ANT_00075962 HORIZONTAL : RBW:1000.000KHz VBW:3.000KHz SWT:Auto Detector : Peak Project : 790120 Mode : 51 Power Setting : 18.5	Left blank

WIFI	Band 1 5150~5250MHz Band Edge @ 3m	
ANT	802.11a CH48 5240MHz - R	
1	Horizontal	Fundamental
Peak	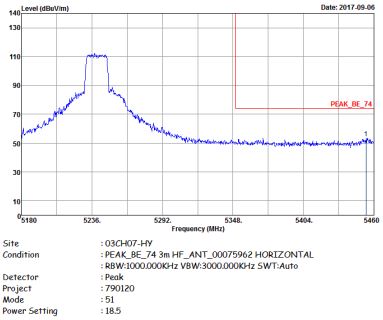	Left blank
Avg.	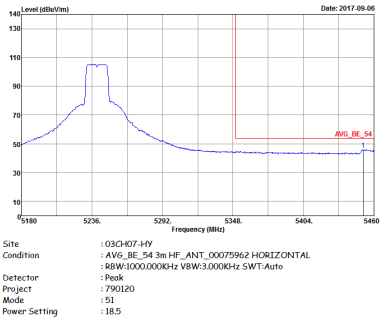	Left blank

WIFI	Band 1 5150~5250MHz Band Edge @ 3m	
ANT	802.11a CH48 5240MHz - L	
1	Vertical	Fundamental
Peak	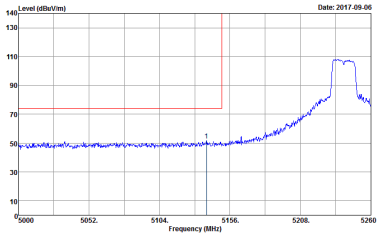 Site : 03CH07-HY Condition : PEAK_BE_74 3m HF_ANT_00075962 VERTICAL : RBW:1000.000KHz VBW:3000.000KHz SWT:Auto Detector : Peak Project : 790120 Mode : 51 Power Setting : 18.5	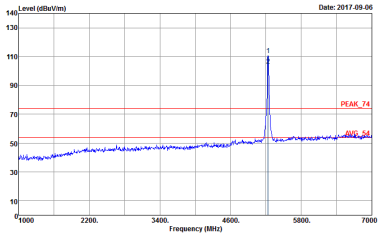 Site : 03CH07-HY Condition : PEAK_74 3m HF_ANT_00075962 VERTICAL : RBW:1000.000KHz VBW:3000.000KHz SWT:Auto Detector : Peak Project : 790120 Mode : 51 Power Setting : 18.5
Avg.	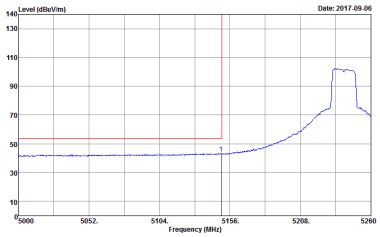 Site : 03CH07-HY Condition : AVG_BE_54 3m HF_ANT_00075962 VERTICAL : RBW:1000.000KHz VBW:3.000KHz SWT:Auto Detector : Peak Project : 790120 Mode : 51 Power Setting : 18.5	Left blank

WIFI	Band 1 5150~5250MHz Band Edge @ 3m	
ANT	802.11a CH48 5240MHz - R	
1	Vertical	Fundamental
Peak	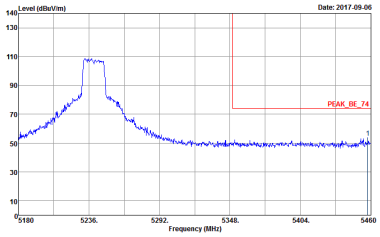	Left blank
Avg.	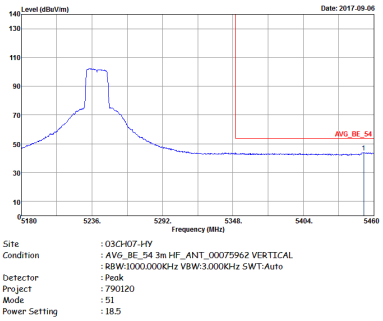	Left blank

Band 1 5150~5250MHz

WIFI 802.11ac VHT20 (Band Edge @ 3m)

WIFI	Band 1 5150~5250MHz Band Edge @ 3m	
ANT	802.11ac VHT20 CH36 5180MHz	
1	Horizontal	Fundamental
Peak	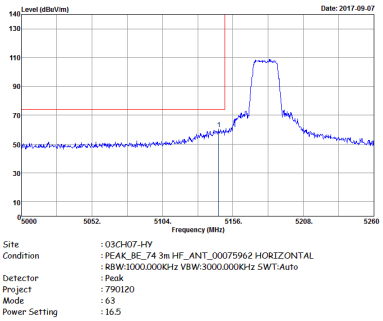	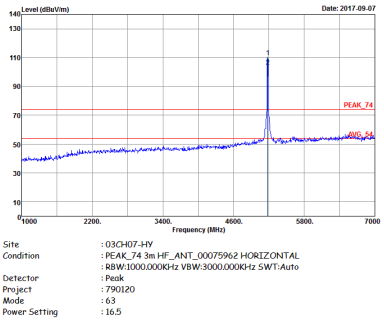
Avg.	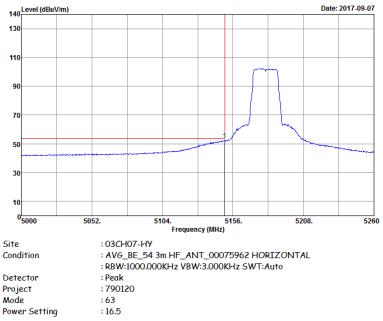	Left blank

WIFI	Band 1 5150~5250MHz Band Edge @ 3m	
ANT	802.11ac VHT20 CH36 5180MHz	
1	Vertical	Fundamental
Peak	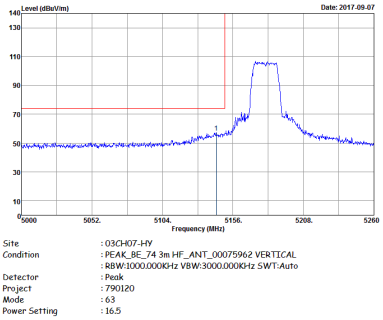	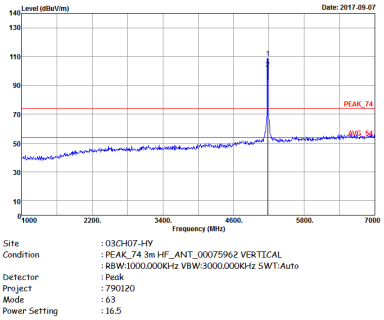
Avg.	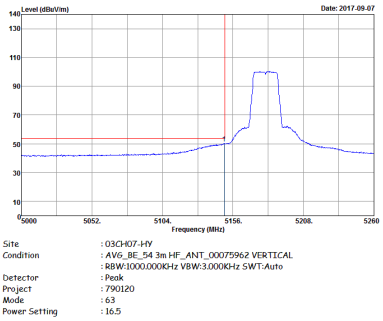	Left blank

WIFI	Band 1 5150~5250MHz Band Edge @ 3m	
ANT	802.11ac VHT20 CH44 5220MHz - L	
1	Horizontal	Fundamental
Peak	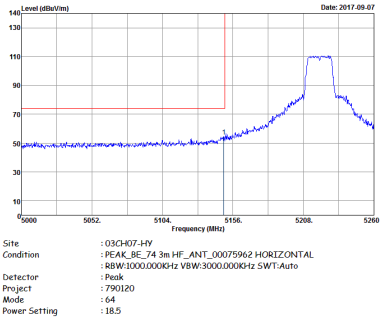	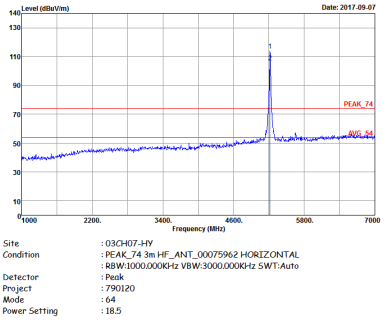
Avg.	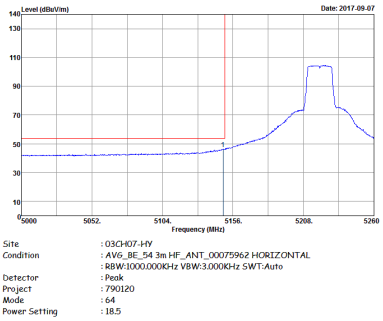	Left blank

WIFI	Band 1 5150~5250MHz Band Edge @ 3m	
ANT	802.11ac VHT20 CH44 5220MHz - R	
1	Horizontal	Fundamental
Peak	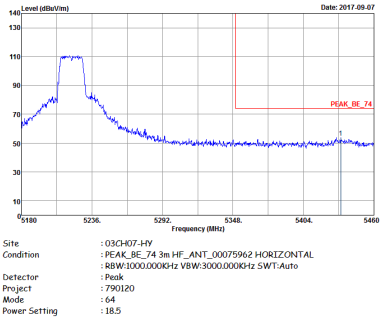	Left blank
Avg.	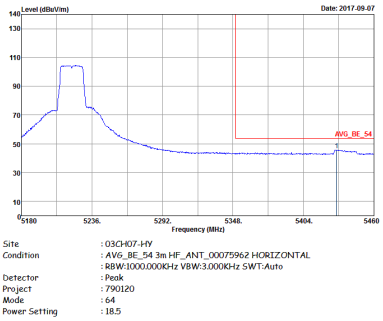	Left blank

WIFI	Band 1 5150~5250MHz Band Edge @ 3m	
ANT	802.11ac VHT20 CH44 5220MHz - L	
1	Vertical	Fundamental
Peak	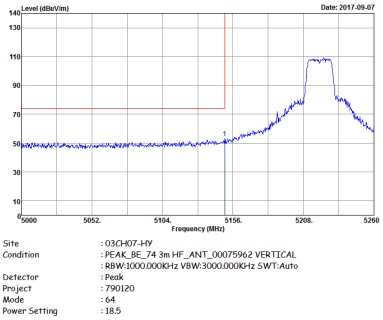	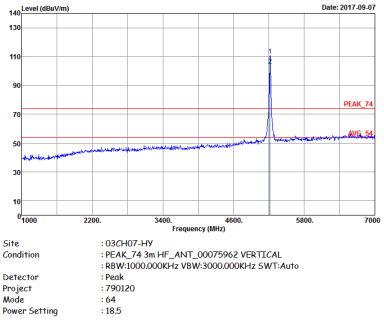
Avg.	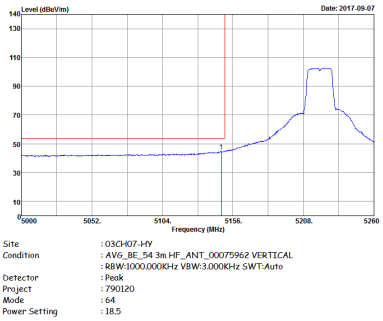	Left blank

WIFI	Band 1 5150~5250MHz Band Edge @ 3m	
ANT	802.11ac VHT20 CH44 5220MHz - R	
1	Vertical	Fundamental
Peak	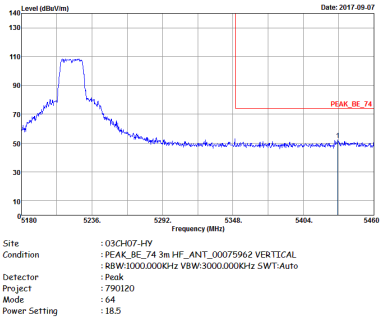	Left blank
Avg.	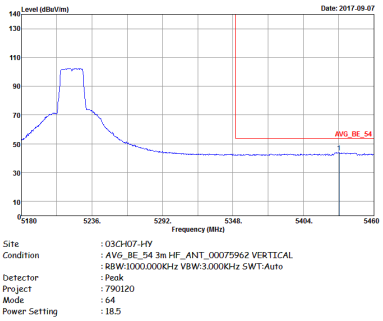	Left blank

WIFI	Band 1 5150~5250MHz Band Edge @ 3m	
ANT	802.11ac VHT20 CH48 5240MHz - L	
1	Horizontal	Fundamental
Peak	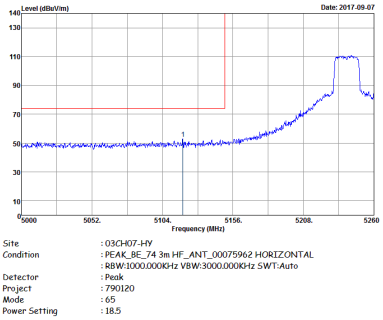	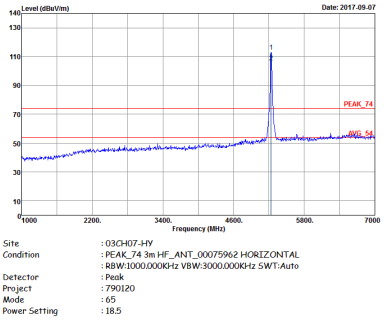
Avg.	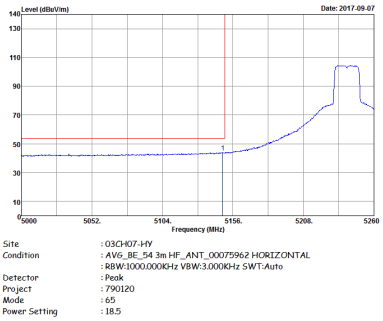	Left blank

WIFI	Band 1 5150~5250MHz Band Edge @ 3m	
ANT	802.11ac VHT20 CH48 5240MHz - R	
1	Horizontal	Fundamental
Peak	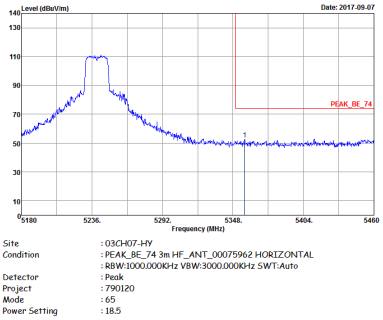	Left blank
Avg.	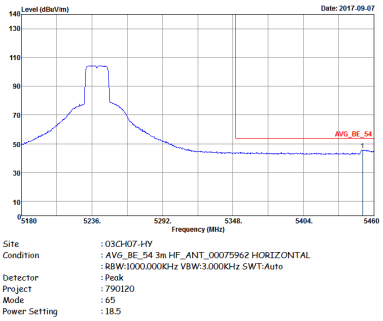	Left blank

WIFI	Band 1 5150~5250MHz Band Edge @ 3m	
ANT	802.11ac VHT20 CH48 5240MHz - L	
1	Vertical	Fundamental
Peak	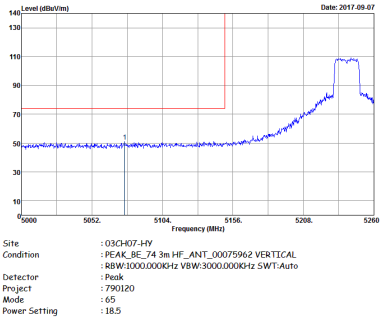	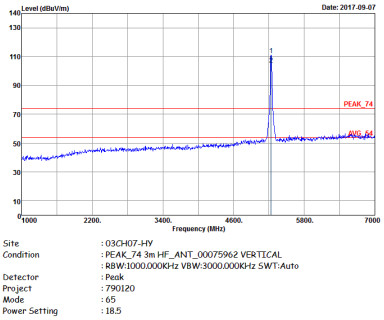
Avg.	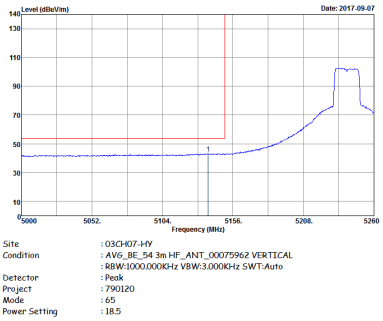	Left blank

WIFI	Band 1 5150~5250MHz Band Edge @ 3m	
ANT	802.11ac VHT20 CH48 5240MHz - R	
1	Vertical	Fundamental
Peak	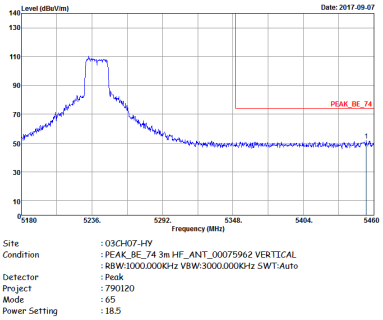	Left blank
Avg.	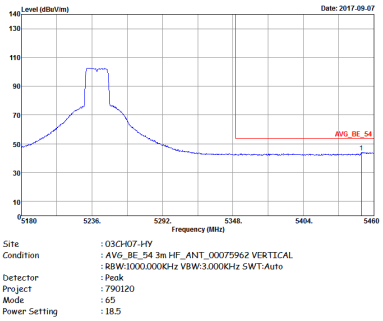	Left blank

Band 1 5150~5250MHz

WIFI 802.11ac VHT40 (Band Edge @ 3m)

WIFI	Band 1 5150~5250MHz Band Edge @ 3m	
ANT	802.11ac VHT40 CH38 5190MHz - L	
1	Horizontal	Fundamental
Peak	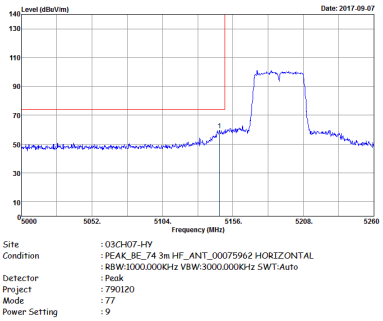	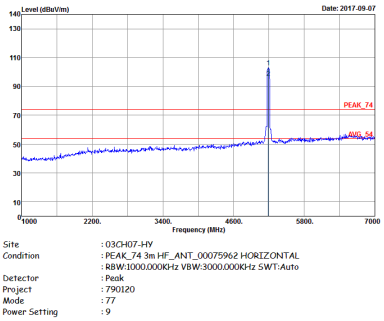
Avg.	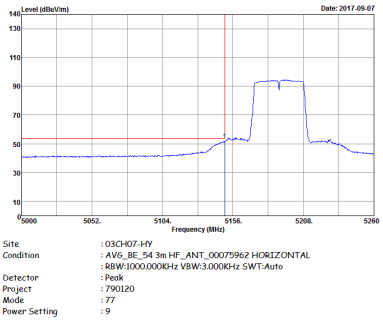	Left blank

WIFI	Band 1 5150~5250MHz Band Edge @ 3m	
ANT	802.11ac VHT40 CH38 5190MHz - R	
1	Horizontal	Fundamental
Peak	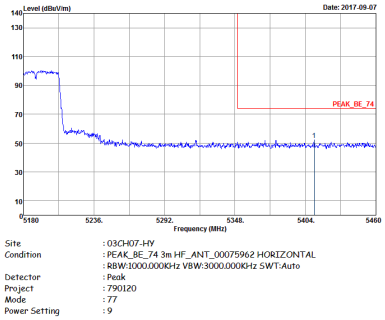	Left blank
Avg.	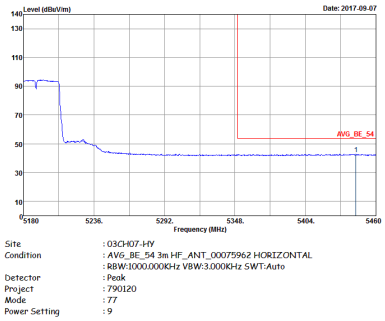	Left blank

WIFI	Band 1 5150~5250MHz Band Edge @ 3m	
ANT	802.11ac VHT40 CH38 5190MHz - L	
1	Vertical	Fundamental
Peak	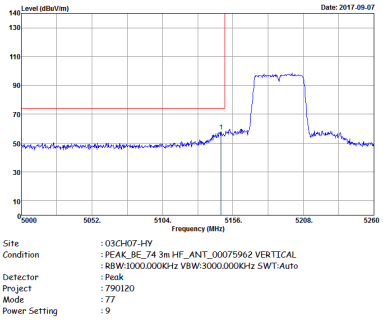	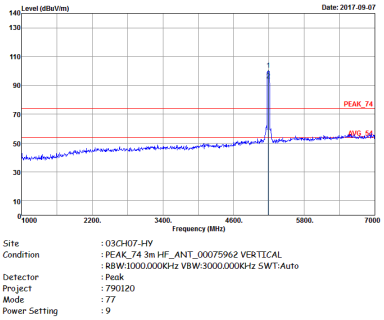
Avg.	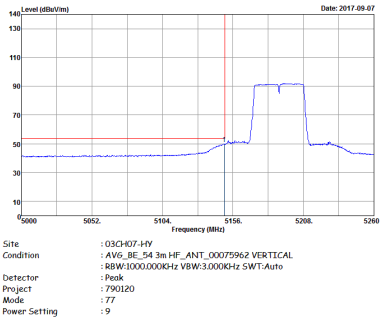	Left blank

WIFI	Band 1 5150~5250MHz Band Edge @ 3m	
ANT	802.11ac VHT40 CH38 5190MHz - R	
1	Vertical	Fundamental
Peak	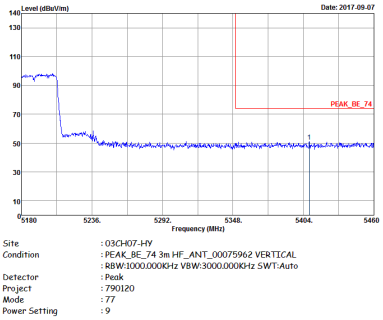	Left blank
Avg.	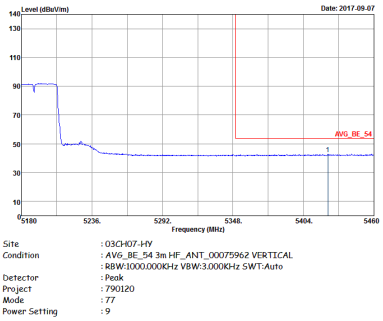	Left blank

WIFI	Band 1 5150~5250MHz Band Edge @ 3m	
ANT	802.11ac VHT40 CH46 5230MHz - L	
1	Horizontal	Fundamental
Peak	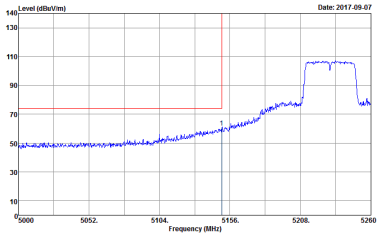 Site : 03CH07-HY Condition : PEAK_BE_74 3m HF_ANT_00075962 HORIZONTAL : RBW:1000.000KHz VBW:3000.000KHz SWT:Auto Detector : Peak Project : 790120 Mode : 78 Power Setting : 17	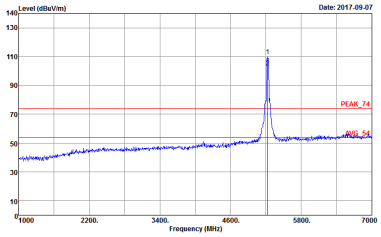 Site : 03CH07-HY Condition : PEAK_74 3m HF_ANT_00075962 HORIZONTAL : RBW:1000.000KHz VBW:3000.000KHz SWT:Auto Detector : Peak Project : 790120 Mode : 78 Power Setting : 17
Avg.	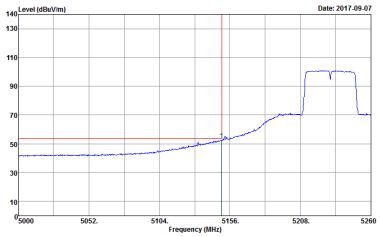 Site : 03CH07-HY Condition : AVG_BE_54 3m HF_ANT_00075962 HORIZONTAL : RBW:1000.000KHz VBW:3.000KHz SWT:Auto Detector : Peak Project : 790120 Mode : 78 Power Setting : 17	Left blank

WIFI	Band 1 5150~5250MHz Band Edge @ 3m	
ANT	802.11ac VHT40 CH46 5230MHz - R	
1	Horizontal	Fundamental
Peak	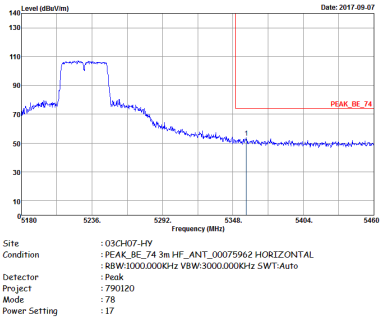	Left blank
Avg.	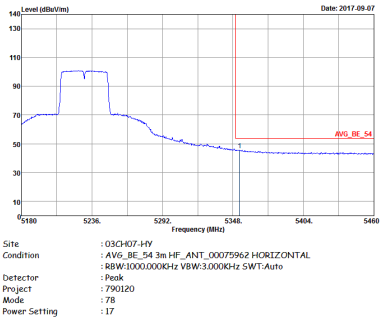	Left blank

WIFI	Band 1 5150~5250MHz Band Edge @ 3m	
ANT	802.11ac VHT40 CH46 5230MHz - L	
1	Vertical	Fundamental
Peak	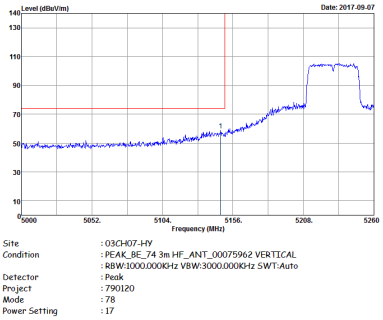	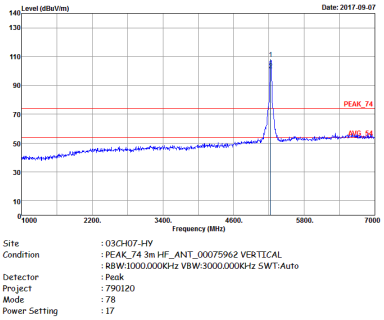
Avg.	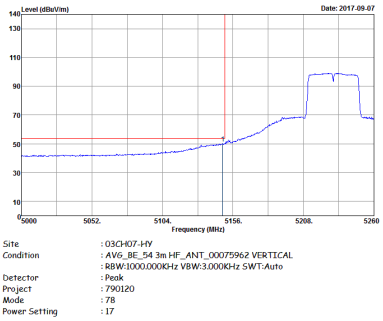	Left blank

WIFI	Band 1 5150~5250MHz Band Edge @ 3m	
ANT	802.11ac VHT40 CH46 5230MHz - R	
1	Vertical	Fundamental
Peak	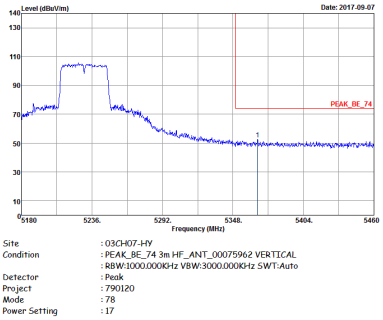	Left blank
Avg.	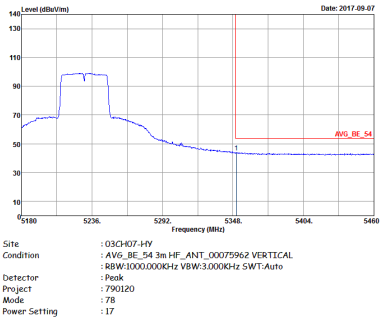	Left blank

Band 1 5150~5250MHz

WIFI 802.11ac VHT80 (Band Edge @ 3m)

WIFI	Band 1 5150~5250MHz Band Edge @ 3m	
ANT	802.11ac VHT80 CH42 5210MHz - L	
1	Horizontal	Fundamental
Peak	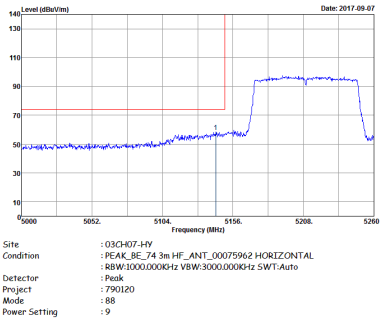	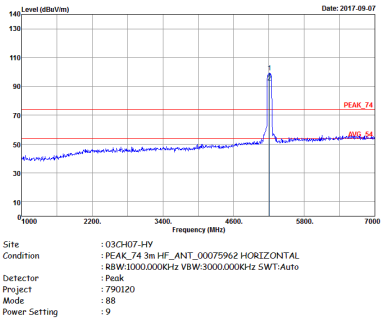
Avg.	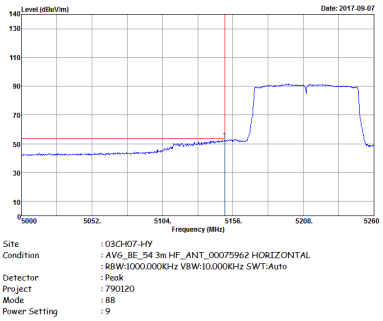	Left blank

WIFI	Band 1 5150~5250MHz Band Edge @ 3m	
ANT	802.11ac VHT80 CH42 5210MHz - R	
1	Horizontal	Fundamental
Peak	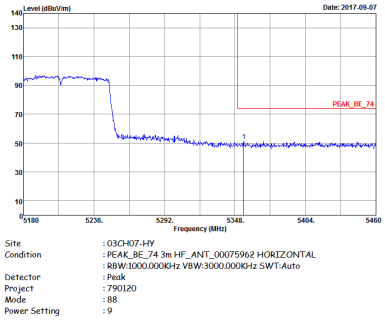	Left blank
Avg.	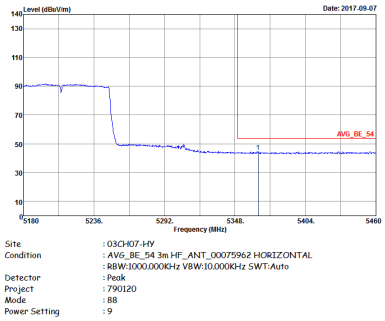	Left blank

WIFI	Band 1 5150~5250MHz Band Edge @ 3m	
ANT	802.11ac VHT80 CH42 5210MHz - L	
1	Vertical	Fundamental
Peak	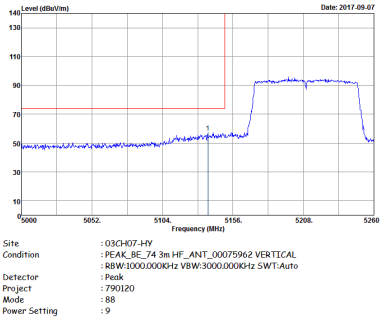	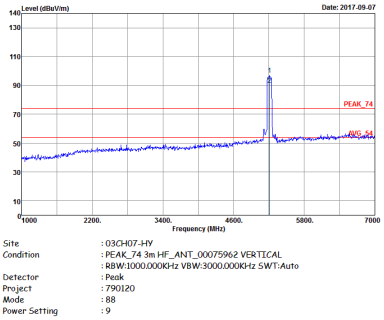
Avg.	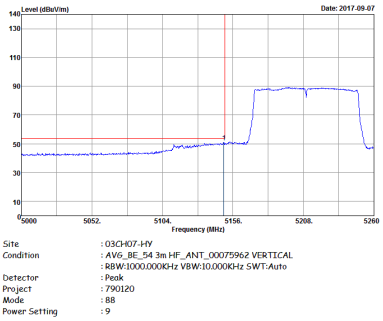	Left blank

WIFI	Band 1 5150~5250MHz Band Edge @ 3m	
ANT	802.11ac VHT80 CH42 5210MHz - R	
1	Vertical	Fundamental
Peak	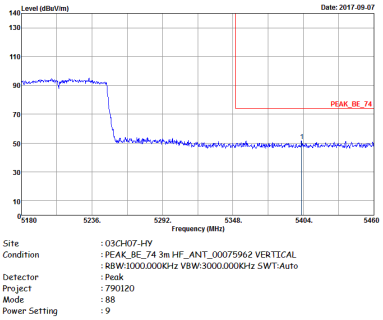	Left blank
Avg.	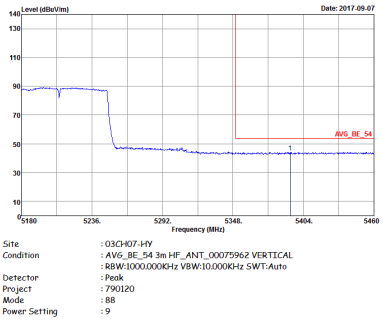	Left blank

Band 1 - 5150~5250MHz

WIFI 802.11a (Harmonic @ 3m)

WIFI	Band 1 5150~5250MHz Harmonic @ 3m	
ANT	802.11a CH36 5180MHz	
1	Horizontal	Vertical
Peak Avg.	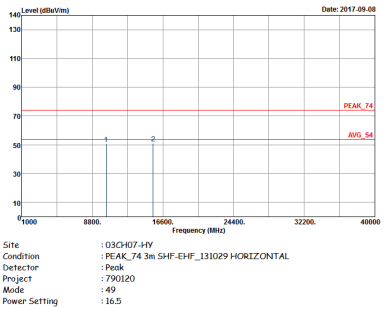 	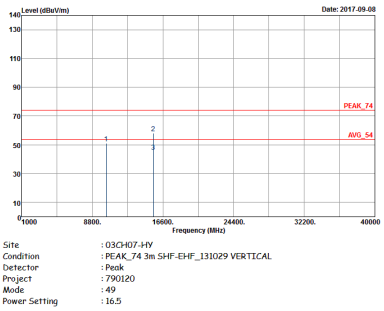

WIFI	Band 1 5150~5250MHz Harmonic @ 3m	
ANT	802.11a CH44 5220MHz	
1	Horizontal	Vertical
Peak Avg.	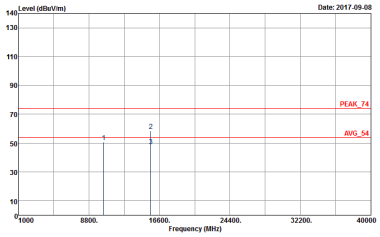 Site : 03CH07-HY Condition : PEAK_74 3m SHF-EHF_131029 HORIZONTAL Detector : Peak Project : 790120 Mode : 50 Power Setting : 18.5	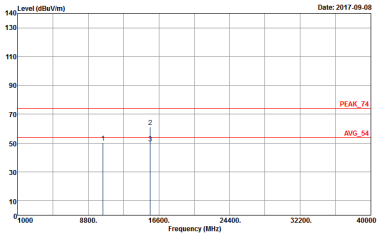 Site : 03CH07-HY Condition : PEAK_74 3m SHF-EHF_131029 VERTICAL Detector : Peak Project : 790120 Mode : 50 Power Setting : 18.5

WIFI	Band 1 5150~5250MHz Harmonic @ 3m	
ANT	802.11a CH48 5240MHz	
1	Horizontal	Vertical
Peak Avg.	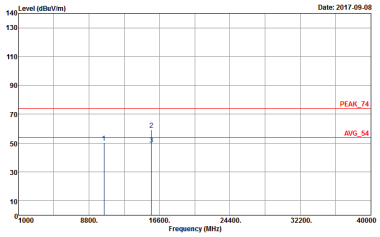 Site : 03CH07-HY Condition : PEAK_74 3m SHF-EHF_131029 HORIZONTAL Detector : Peak Project : 790120 Mode : 51 Power Setting : 18.5	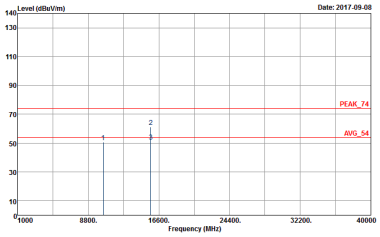 Site : 03CH07-HY Condition : PEAK_74 3m SHF-EHF_131029 VERTICAL Detector : Peak Project : 790120 Mode : 51 Power Setting : 18.5

Band 1 5150~5250MHz

WIFI 802.11ac VHT20 (Harmonic @ 3m)

WIFI	Band 1 5150~5250MHz Harmonic @ 3m	
ANT	802.11ac VHT20 CH36 5180MHz	
1	Horizontal	Vertical
Peak Avg.	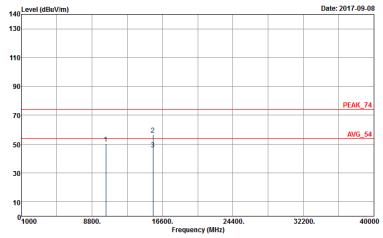 Site : 03CH07-HY Condition : PEAK_74 3m SHF-EHF_131029 HORIZONTAL Detector : Peak Project : 790120 Mode : 63 Power Setting : 16.5	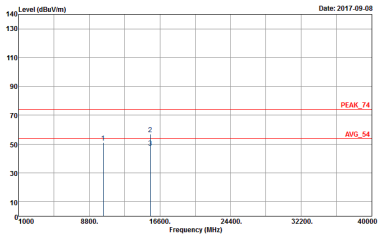 Site : 03CH07-HY Condition : PEAK_74 3m SHF-EHF_131029 VERTICAL Detector : Peak Project : 790120 Mode : 63 Power Setting : 16.5

WIFI	Band 1 5150~5250MHz Harmonic @ 3m	
ANT	802.11ac VHT20 CH44 5220MHz	
1	Horizontal	Vertical
Peak Avg.	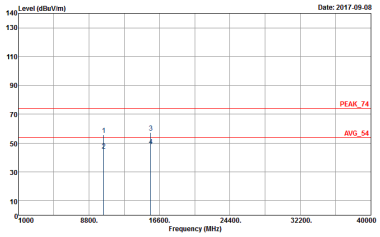 Site : 03CH07-HY Condition : PEAK_74 3m SHF-EHF_131029 HORIZONTAL Detector : Peak Project : 790120 Mode : 64 Power Setting : 18.5	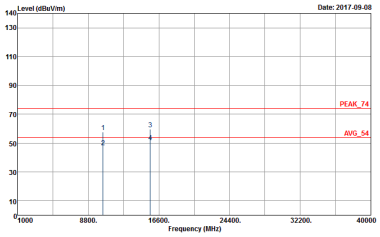 Site : 03CH07-HY Condition : PEAK_74 3m SHF-EHF_131029 VERTICAL Detector : Peak Project : 790120 Mode : 64 Power Setting : 18.5

WIFI	Band 1 5150~5250MHz Harmonic @ 3m	
ANT	802.11ac VHT20 CH48 5240MHz	
1	Horizontal	Vertical
Peak Avg.	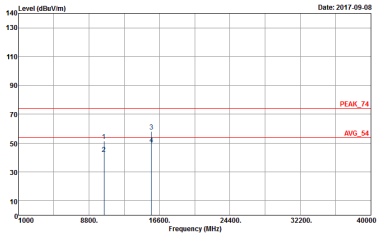 Site : 03CH07-HY Condition : PEAK_74 3m SHF-EHF_131029 HORIZONTAL Detector : Peak Project : 790120 Mode : 65 Power Setting : 18.5	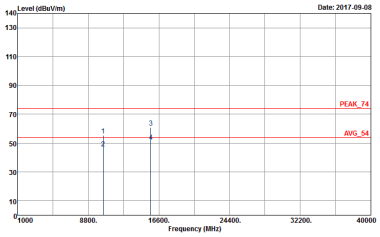 Site : 03CH07-HY Condition : PEAK_74 3m SHF-EHF_131029 VERTICAL Detector : Peak Project : 790120 Mode : 65 Power Setting : 18.5

Band 1 5150~5250MHz

WIFI 802.11ac VHT40 (Harmonic @ 3m)

WIFI	Band 1 5150~5250MHz Harmonic @ 3m	
ANT	802.11ac VHT40 CH38 5190MHz	
1	Horizontal	Vertical
Peak Avg.	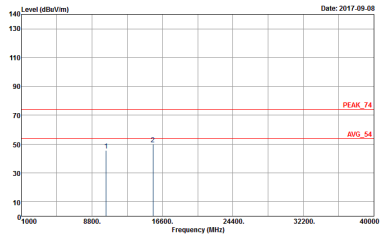 Site : 03CH07-HY Condition : PEAK_74 3m SHF-EHF_131029 HORIZONTAL Detector : Peak Project : 790120 Mode : 77 Power Setting : 9	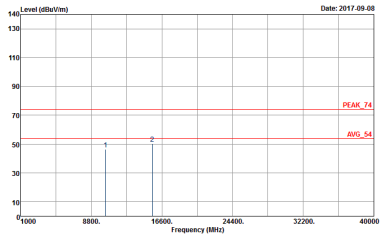 Site : 03CH07-HY Condition : PEAK_74 3m SHF-EHF_131029 VERTICAL Detector : Peak Project : 790120 Mode : 77 Power Setting : 9

WIFI	Band 1 5150~5250MHz Harmonic @ 3m	
ANT	802.11ac VHT40 CH46 5230MHz	
1	Horizontal	Vertical
Peak Avg.	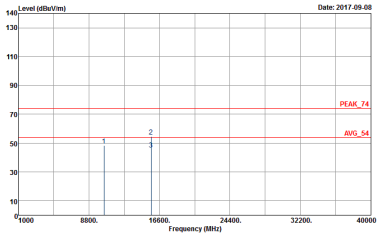 Site : 03CH07-HY Condition : PEAK_74 3m SHF-EHF_131029 HORIZONTAL Detector : Peak Project : 790120 Mode : 78 Power Setting : 17	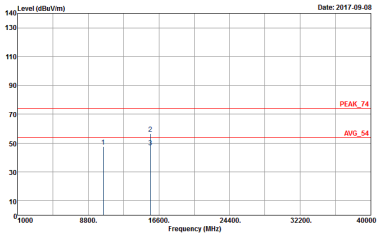 Site : 03CH07-HY Condition : PEAK_74 3m SHF-EHF_131029 VERTICAL Detector : Peak Project : 790120 Mode : 78 Power Setting : 17

Band 1 5150~5250MHz

WIFI 802.11ac VHT80 (Harmonic @ 3m)

WIFI	Band 1 5150~5250MHz Harmonic @ 3m	
ANT	802.11ac VHT80 CH42 5210MHz	
1	Horizontal	Vertical
Peak Avg.	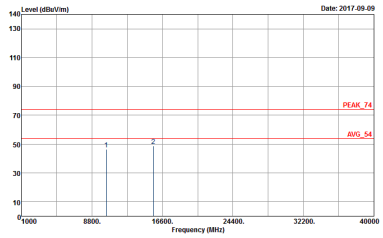 Site : 03CH07-HY Condition : PEAK_74 3m SHF-EHF_131029 HORIZONTAL Detector : Peak Project : 790120 Mode : 88 Power Setting : 9	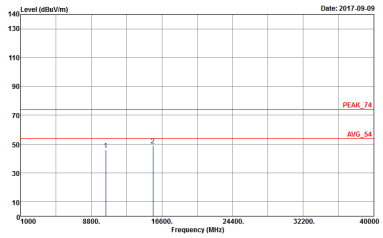 Site : 03CH07-HY Condition : PEAK_74 3m SHF-EHF_131029 VERTICAL Detector : Peak Project : 790120 Mode : 88 Power Setting : 9

Band 2 - 5250~5350MHz

WIFI 802.11a (Band Edge @ 3m)

WIFI	Band 2 5250~5350MHz Band Edge @ 3m	
ANT	802.11a CH52 5260MHz - L	
1	Horizontal	Fundamental
Peak	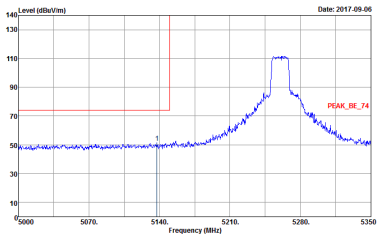 Site : 03CH07-HY Condition : PEAK_BE_74 3m HF_ANT_00075962 HORIZONTAL : RBW:1000.000KHz VBW:3000.000KHz SWT:Auto Detector : Peak Project : 790120 Mode : 52 Power Setting : 18.5	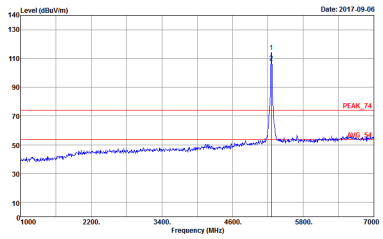 Site : 03CH07-HY Condition : PEAK_74 3m HF_ANT_00075962 HORIZONTAL : RBW:1000.000KHz VBW:3000.000KHz SWT:Auto Detector : Peak Project : 790120 Mode : 52 Power Setting : 18.5
Avg.	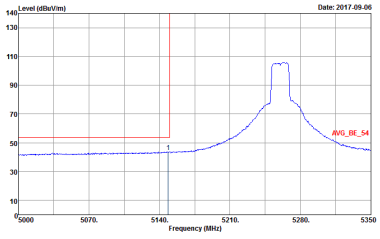 Site : 03CH07-HY Condition : AVG_BE_54 3m HF_ANT_00075962 HORIZONTAL : RBW:1000.000KHz VBW:3.000KHz SWT:Auto Detector : Peak Project : 790120 Mode : 52 Power Setting : 18.5	Left blank

WIFI	Band 2 5250~5350MHz Band Edge @ 3m	
ANT	802.11a CH52 5260MHz - R	
1	Horizontal	Fundamental
Peak	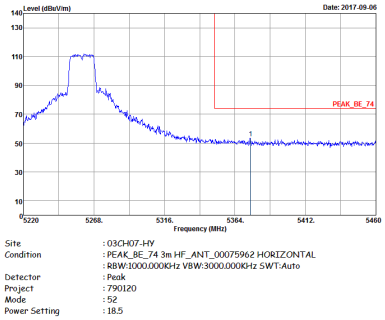	Left blank
Avg.	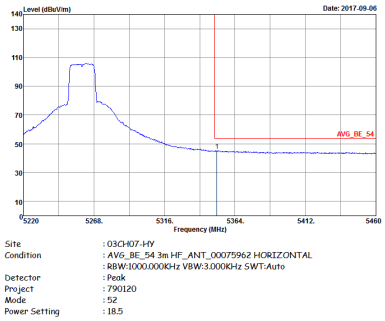	Left blank

WIFI	Band 2 5250~5350MHz Band Edge @ 3m	
ANT	802.11a CH52 5260MHz - L	
1	Vertical	Fundamental
Peak	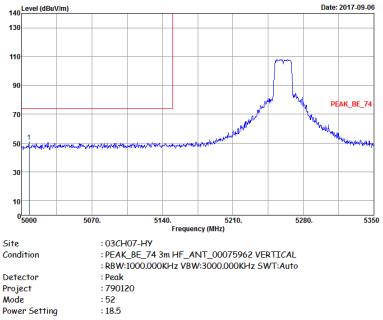	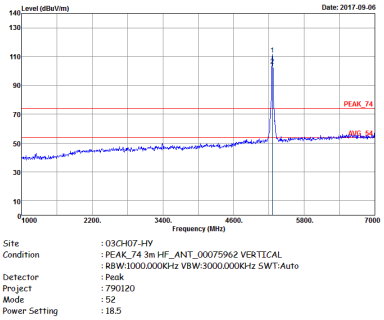
Avg.	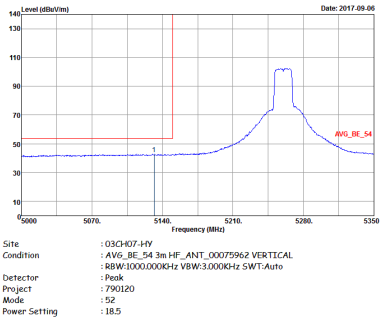	Left blank

WIFI	Band 2 5250~5350MHz Band Edge @ 3m	
ANT	802.11a CH52 5260MHz - R	
1	Vertical	Fundamental
Peak	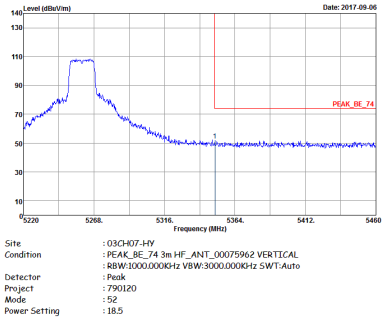	Left blank
Avg.	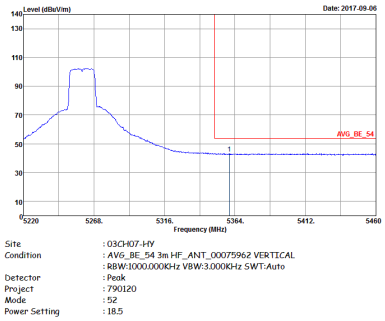	Left blank

WIFI	Band 2 5250~5350MHz Band Edge @ 3m	
ANT	802.11a CH60 5300MHz - L	
1	Horizontal	Fundamental
Peak	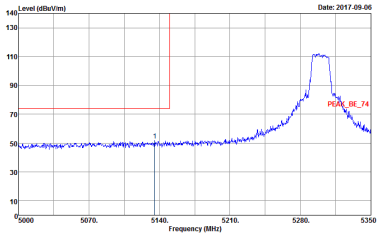 Site : 03CH07-HY Condition : PEAK_BE_74 3m HF_ANT_00075962 HORIZONTAL : RBW:1000.000KHz VBW:3000.000KHz SWT:Auto Detector : Peak Project : 790120 Mode : 53 Power Setting : 18.5	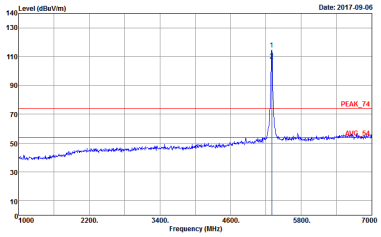 Site : 03CH07-HY Condition : PEAK_74 3m HF_ANT_00075962 HORIZONTAL : RBW:1000.000KHz VBW:3000.000KHz SWT:Auto Detector : Peak Project : 790120 Mode : 53 Power Setting : 18.5
Avg.	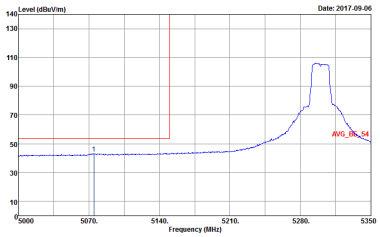 Site : 03CH07-HY Condition : AVG_BE_54 3m HF_ANT_00075962 HORIZONTAL : RBW:1000.000KHz VBW:3.000KHz SWT:Auto Detector : Peak Project : 790120 Mode : 53 Power Setting : 18.5	Left blank

WIFI	Band 2 5250~5350MHz Band Edge @ 3m	
ANT	802.11a CH60 5300MHz - R	
1	Horizontal	Fundamental
Peak	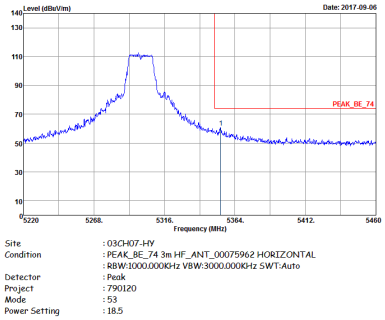	Left blank
Avg.	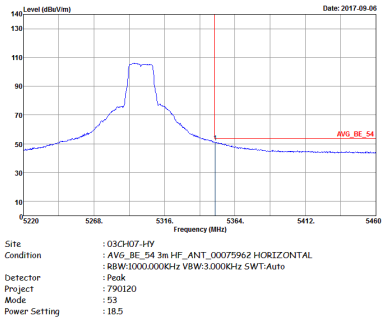	Left blank

WIFI	Band 2 5250~5350MHz Band Edge @ 3m	
ANT	802.11a CH60 5300MHz - L	
1	Vertical	Fundamental
Peak	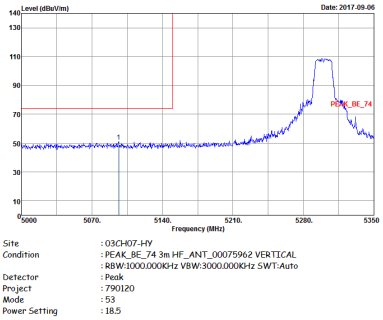	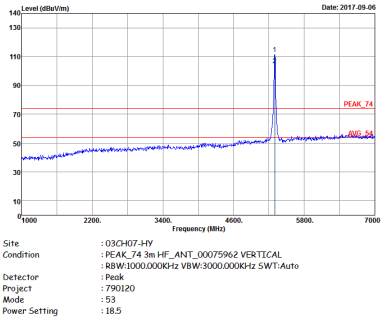
Avg.	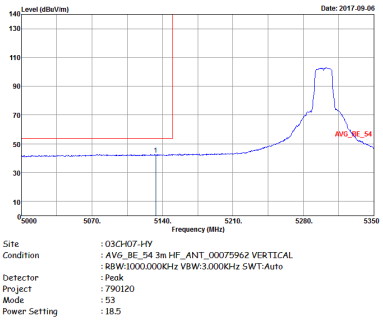	Left blank

WIFI	Band 2 5250~5350MHz Band Edge @ 3m	
ANT	802.11a CH60 5300MHz - R	
1	Vertical	Fundamental
Peak	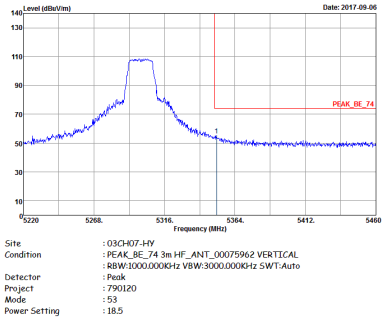	Left blank
Avg.	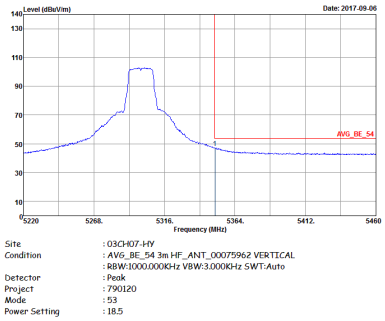	Left blank

WIFI	Band 2 5250~5350MHz Band Edge @ 3m	
ANT	802.11a CH64 5320MHz	
1	Horizontal	Fundamental
Peak	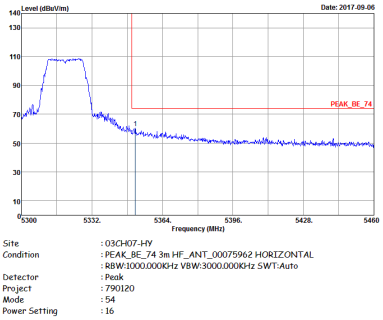	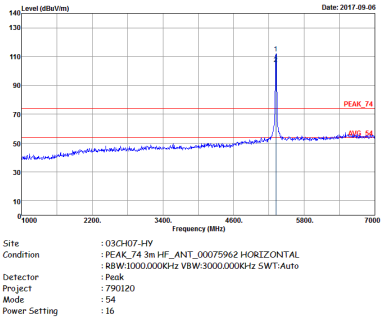
Avg.	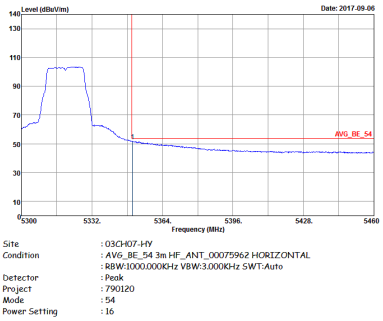	Left blank

WIFI	Band 2 5250~5350MHz Band Edge @ 3m	
ANT	802.11a CH64 5320MHz	
1	Vertical	Fundamental
Peak	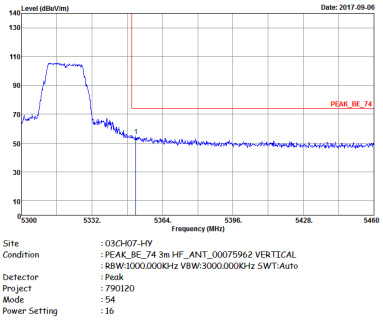	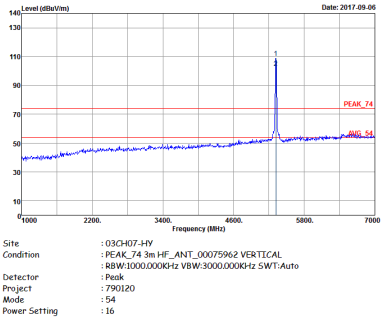
Avg.	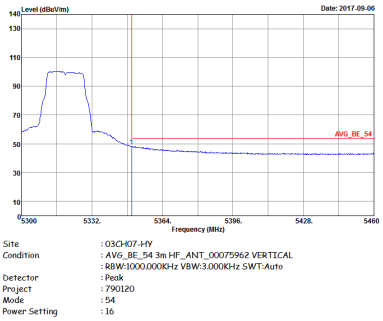	Left blank

Band 2 5250~5350MHz

WIFI 802.11ac VHT20 (Band Edge @ 3m)

WIFI	Band 2 5250~5350MHz Band Edge @ 3m	
ANT	802.11ac VHT20 CH52 5260MHz - L	
1	Horizontal	Fundamental
Peak	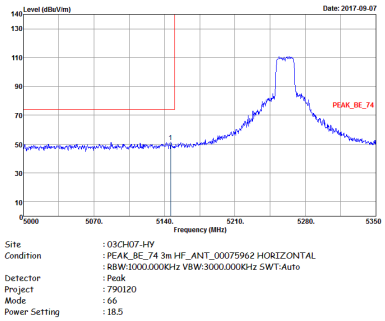	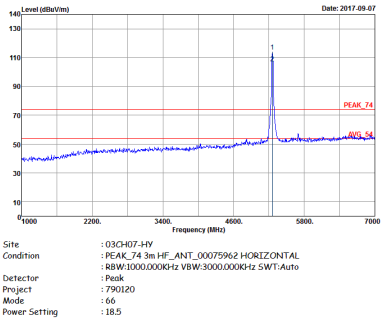
Avg.	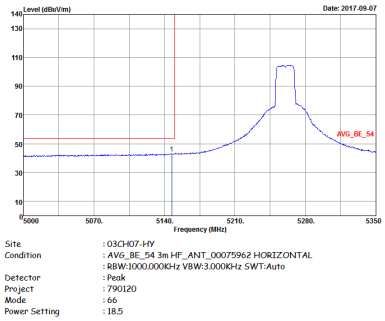	Left blank

WIFI	Band 2 5250~5350MHz Band Edge @ 3m	
ANT	802.11ac VHT20 CH52 5260MHz - R	
1	Horizontal	Fundamental
Peak	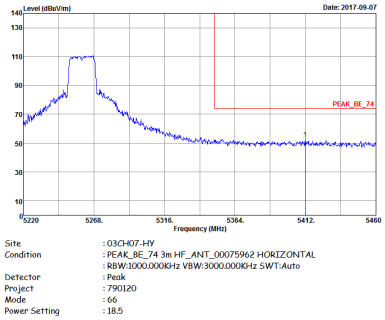	Left blank
Avg.	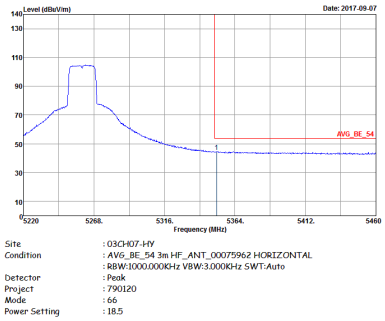	Left blank

WIFI	Band 2 5250~5350MHz Band Edge @ 3m	
ANT	802.11ac VHT20 CH52 5260MHz - L	
1	Vertical	Fundamental
Peak	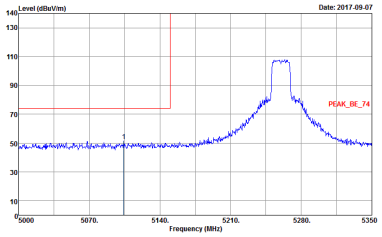 Site : 03CH07-HY Condition : PEAK_BE_74 3m HF_ANT_00075962 VERTICAL : RBW:1000.000KHz VBW:3000.000KHz SWT:Auto Detector : Peak Project : 790120 Mode : 66 Power Setting : 18.5	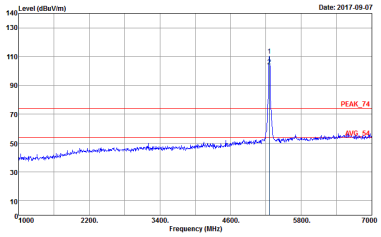 Site : 03CH07-HY Condition : PEAK_74 3m HF_ANT_00075962 VERTICAL : RBW:1000.000KHz VBW:3000.000KHz SWT:Auto Detector : Peak Project : 790120 Mode : 66 Power Setting : 18.5
Avg.	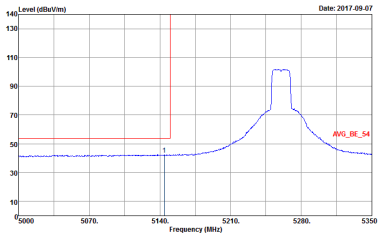 Site : 03CH07-HY Condition : AVG_BE_54 3m HF_ANT_00075962 VERTICAL : RBW:1000.000KHz VBW:3.000KHz SWT:Auto Detector : Peak Project : 790120 Mode : 66 Power Setting : 18.5	Left blank

WIFI	Band 2 5250~5350MHz Band Edge @ 3m	
ANT	802.11ac VHT20 CH52 5260MHz - R	
1	Vertical	Fundamental
Peak	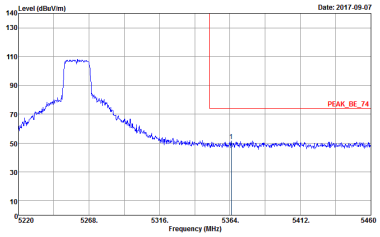	Left blank
Avg.	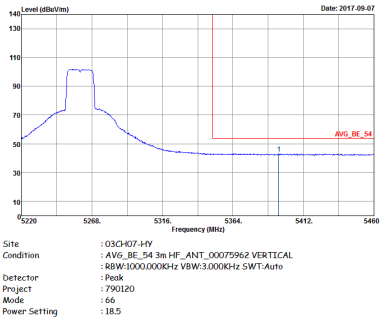	Left blank

WIFI	Band 2 5250~5350MHz Band Edge @ 3m	
ANT	802.11ac VHT20 CH60 5300MHz - L	
1	Horizontal	Fundamental
Peak	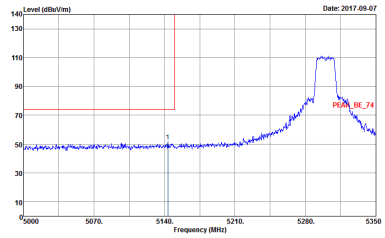 Site : 03CH07-HY Condition : PEAK_BE_74 3m HF_ANT_00075962 HORIZONTAL : RBW:1000.000KHz VBW:3000.000KHz SWT:Auto Detector : Peak Project : 790120 Mode : 67 Power Setting : 18.5	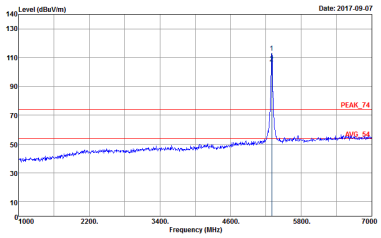 Site : 03CH07-HY Condition : PEAK_74 3m HF_ANT_00075962 HORIZONTAL : RBW:1000.000KHz VBW:3000.000KHz SWT:Auto Detector : Peak Project : 790120 Mode : 67 Power Setting : 18.5
Avg.	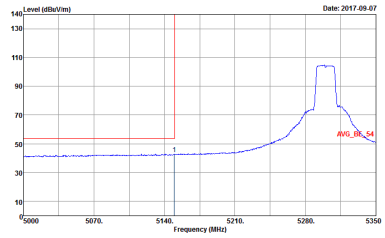 Site : 03CH07-HY Condition : AVG_BE_54 3m HF_ANT_00075962 HORIZONTAL : RBW:1000.000KHz VBW:3.000KHz SWT:Auto Detector : Peak Project : 790120 Mode : 67 Power Setting : 18.5	Left blank

WIFI	Band 2 5250~5350MHz Band Edge @ 3m	
ANT	802.11ac VHT20 CH60 5300MHz - R	
1	Horizontal	Fundamental
Peak	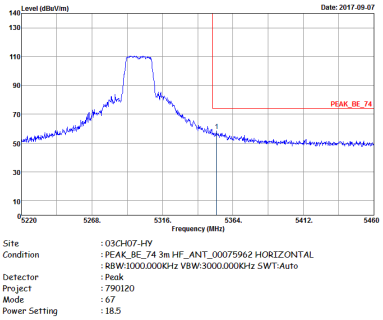	Left blank
Avg.	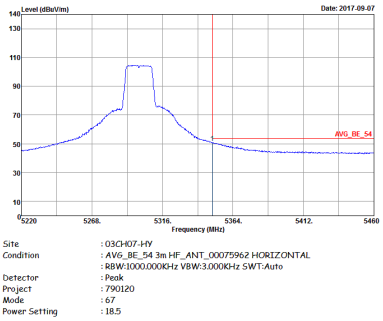	Left blank

WIFI	Band 2 5250~5350MHz Band Edge @ 3m	
ANT	802.11ac VHT20 CH60 5300MHz - L	
1	Vertical	Fundamental
Peak	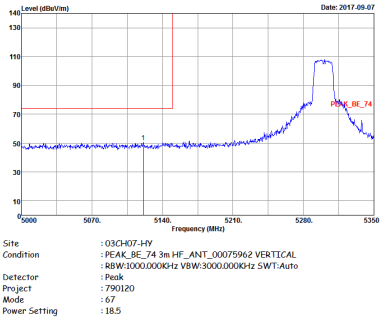	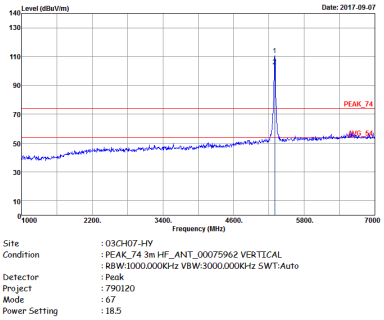
Avg.	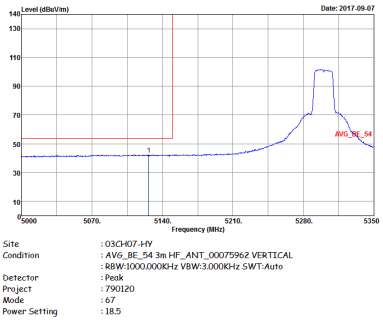	Left blank

WIFI	Band 2 5250~5350MHz Band Edge @ 3m	
ANT	802.11ac VHT20 CH60 5300MHz - R	
1	Vertical	Fundamental
Peak	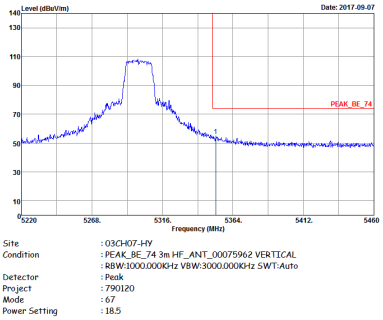	Left blank
Avg.	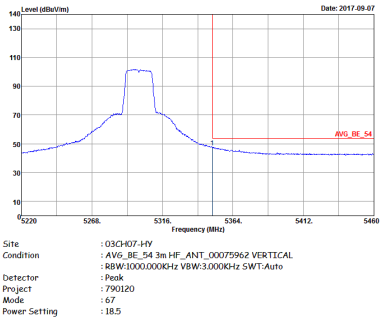	Left blank

WIFI	Band 2 5250~5350MHz Band Edge @ 3m	
ANT	802.11ac VHT20 CH64 5320MHz	
1	Horizontal	Fundamental
Peak	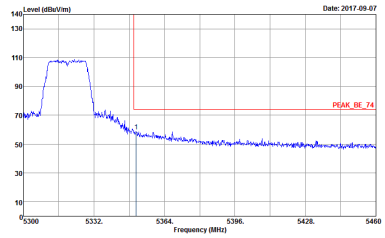 Site : 03CH07-HY Condition : PEAK_BE_74 3m HF_ANT_00075962 HORIZONTAL : RBW:1000.000KHz VBW:3000.000KHz SWT:Auto Detector : Peak Project : 790120 Mode : 68 Power Setting : 16.5	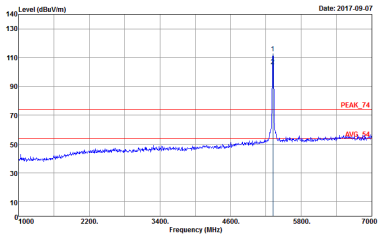 Site : 03CH07-HY Condition : PEAK_74 3m HF_ANT_00075962 HORIZONTAL : RBW:1000.000KHz VBW:3000.000KHz SWT:Auto Detector : Peak Project : 790120 Mode : 68 Power Setting : 16.5
Avg.	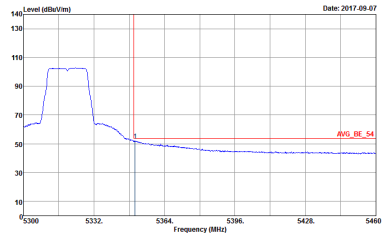 Site : 03CH07-HY Condition : AVG_BE_54 3m HF_ANT_00075962 HORIZONTAL : RBW:1000.000KHz VBW:3.000KHz SWT:Auto Detector : Peak Project : 790120 Mode : 68 Power Setting : 16.5	Left blank

WIFI	Band 2 5250~5350MHz Band Edge @ 3m	
ANT	802.11ac VHT20 CH64 5320MHz	
1	Vertical	Fundamental
Peak	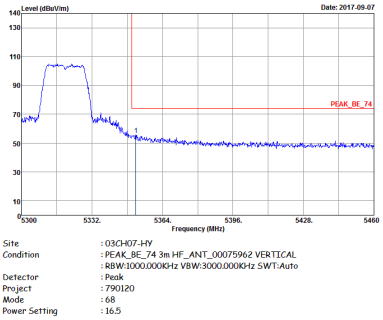	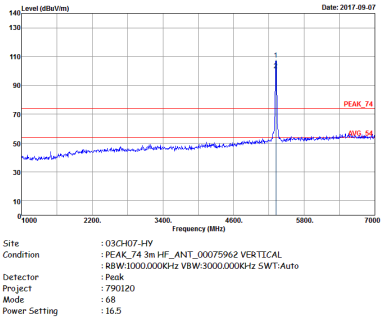
Avg.	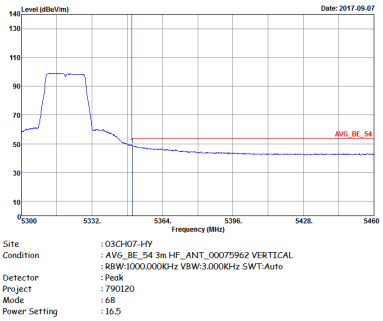	Left blank

Band 2 5250~5350MHz

WIFI 802.11ac VHT40 (Band Edge @ 3m)

WIFI	Band 2 5250~5350MHz Band Edge @ 3m	
ANT	802.11ac VHT40 CH54 5270 - L	
1	Horizontal	Fundamental
Peak	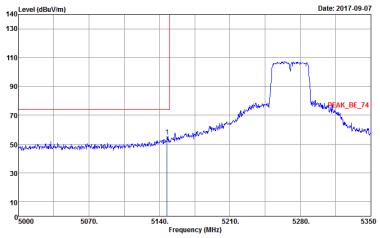 Site : 03CH07-HY Condition : PEAK_BE_74 3m HF_ANT_00075962 HORIZONTAL : RBW:1000.000KHz VBW:3000.000KHz SWT:Auto Detector : Peak Project : 790120 Mode : 79 Power Setting : 17	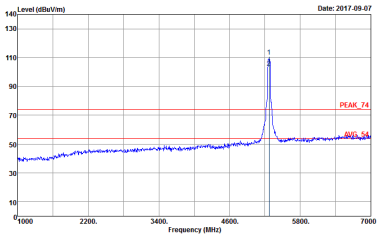 Site : 03CH07-HY Condition : PEAK_74 3m HF_ANT_00075962 HORIZONTAL : RBW:1000.000KHz VBW:3000.000KHz SWT:Auto Detector : Peak Project : 790120 Mode : 79 Power Setting : 17
Avg.	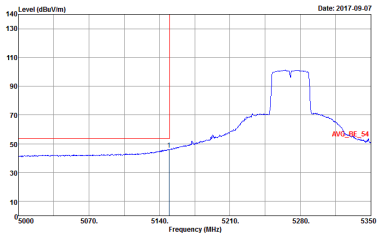 Site : 03CH07-HY Condition : AVG_BE_54 3m HF_ANT_00075962 HORIZONTAL : RBW:1000.000KHz VBW:3.000KHz SWT:Auto Detector : Peak Project : 790120 Mode : 79 Power Setting : 17	Left blank

WIFI	Band 2 5250~5350MHz Band Edge @ 3m	
ANT	802.11ac VHT40 CH54 5270 - R	
1	Horizontal	Fundamental
Peak	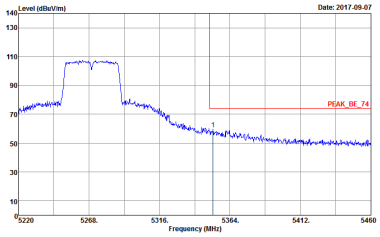	Left blank
Avg.	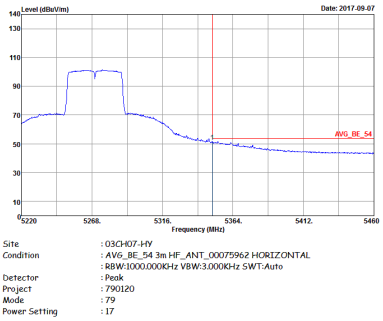	Left blank

WIFI	Band 2 5250~5350MHz Band Edge @ 3m	
ANT	802.11ac VHT40 CH54 5270 - L	
1	Vertical	Fundamental
Peak	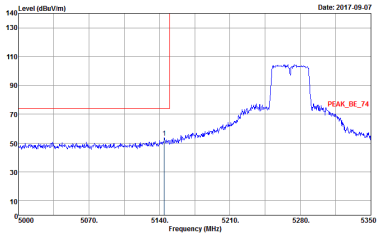 Site : 03CH07-HY Condition : PEAK_BE_74 3m HF_ANT_00075962 VERTICAL : RBW:1000.000KHz VBW:3000.000KHz SWT:Auto Detector : Peak Project : 790120 Mode : 79 Power Setting : 17	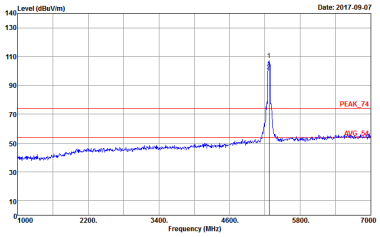 Site : 03CH07-HY Condition : PEAK_74 3m HF_ANT_00075962 VERTICAL : RBW:1000.000KHz VBW:3000.000KHz SWT:Auto Detector : Peak Project : 790120 Mode : 79 Power Setting : 17
Avg.	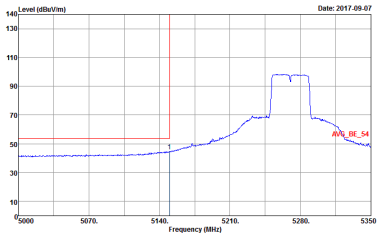 Site : 03CH07-HY Condition : AVG_BE_54 3m HF_ANT_00075962 VERTICAL : RBW:1000.000KHz VBW:3.000KHz SWT:Auto Detector : Peak Project : 790120 Mode : 79 Power Setting : 17	Left blank

WIFI	Band 2 5250~5350MHz Band Edge @ 3m	
ANT	802.11ac VHT40 CH54 5270 - R	
1	Vertical	Fundamental
Peak	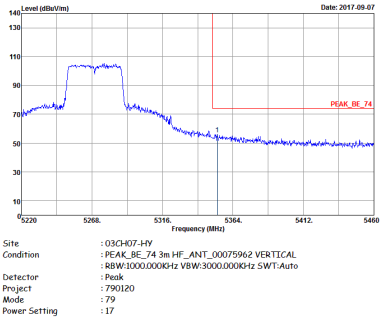	Left blank
Avg.	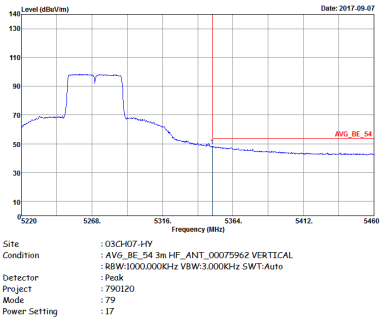	Left blank

WIFI	Band 2 5250~5350MHz Band Edge @ 3m	
ANT	802.11ac VHT40 CH62 5310 - L	
1	Horizontal	Fundamental
Peak	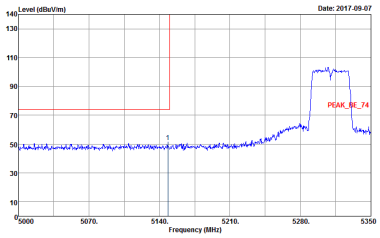 Site : 03CH07-HY Condition : PEAK_BE_74 3m HF_ANT_00075962 HORIZONTAL : RBW:1000.000KHz VBW:3000.000KHz SWT:Auto Detector : Peak Project : 790120 Mode : 80 Power Setting : 11.5	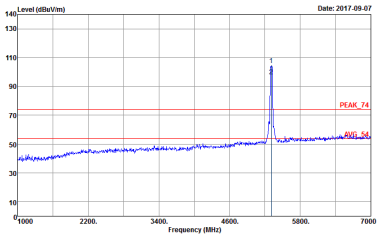 Site : 03CH07-HY Condition : PEAK_74 3m HF_ANT_00075962 HORIZONTAL : RBW:1000.000KHz VBW:3000.000KHz SWT:Auto Detector : Peak Project : 790120 Mode : 80 Power Setting : 11.5
Avg.	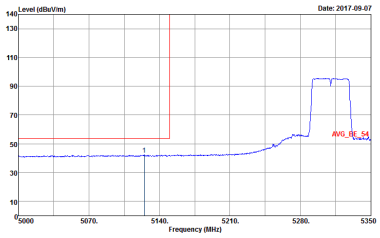 Site : 03CH07-HY Condition : AVG_BE_54 3m HF_ANT_00075962 HORIZONTAL : RBW:1000.000KHz VBW:3.000KHz SWT:Auto Detector : Peak Project : 790120 Mode : 80 Power Setting : 11.5	Left blank

WIFI	Band 2 5250~5350MHz Band Edge @ 3m	
ANT	802.11ac VHT40 CH62 5310 - R	
1	Horizontal	Fundamental
Peak	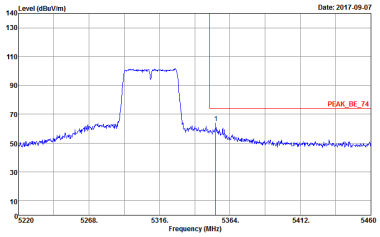	Left blank
Avg.	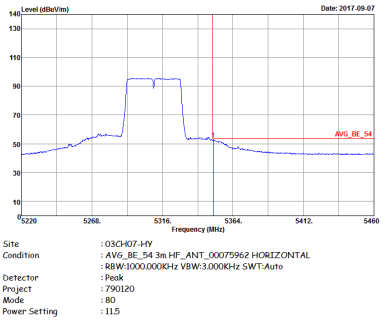	Left blank

WIFI	Band 2 5250~5350MHz Band Edge @ 3m	
ANT	802.11ac VHT40 CH62 5310 - L	
1	Vertical	Fundamental
Peak	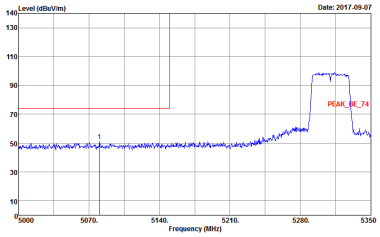 Site : 03CH07-HY Condition : PEAK_BE_74 3m HF_ANT_00075962 VERTICAL : RBW:1000.000KHz VBW:3000.000KHz SWT:Auto Detector : Peak Project : 790120 Mode : 80 Power Setting : 11.5	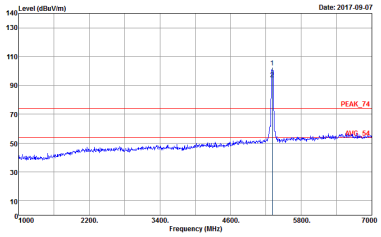 Site : 03CH07-HY Condition : PEAK_74 3m HF_ANT_00075962 VERTICAL : RBW:1000.000KHz VBW:3000.000KHz SWT:Auto Detector : Peak Project : 790120 Mode : 80 Power Setting : 11.5
Avg.	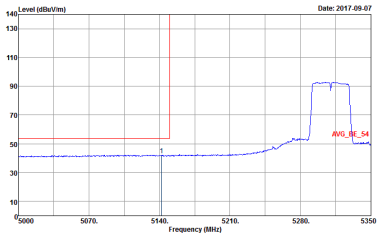 Site : 03CH07-HY Condition : AVG_BE_54 3m HF_ANT_00075962 VERTICAL : RBW:1000.000KHz VBW:3.000KHz SWT:Auto Detector : Peak Project : 790120 Mode : 80 Power Setting : 11.5	Left blank

WIFI	Band 2 5250~5350MHz Band Edge @ 3m	
ANT	802.11ac VHT40 CH62 5310 - R	
1	Vertical	Fundamental
Peak	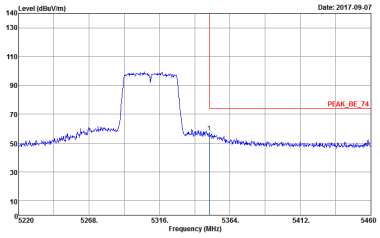	Left blank
Avg.	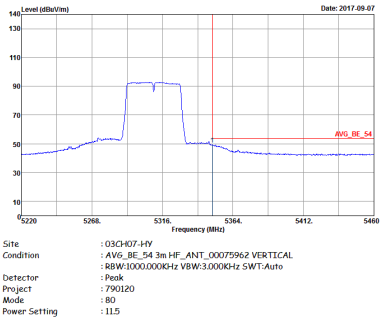	Left blank