Test Laboratory: Sporton International Inc. SAR/HAC Testing Lab Date: 2024/11/22

#01_WCDMA II_Ant 1_RMC 12.2Kbps_Left Side_10mm_Ch9538

Communication System: UID 10011 - CAB, WCDMA; Frequency: 1907.6 MHz
Medium: HSL_1900_241122 Medium parameters used: f = 1908 MHz; σ = 1.409 S/m; ε_r = 39.946; ρ = 1000 kg/m^3
Ambient Temperature：23.5 ℃; Liquid Temperature：22.5 ℃

DASY5 Configuration:
- Probe: EX3DV4 - SN7306; ConvF(7.41, 7.32, 7.83) @ 1907.6 MHz; Calibrated: 2024/8/21
- Sensor-Surface: 1.4mm (Mechanical Surface Detection)
- Electronics: DAE4 Sn1326; Calibrated: 2024/7/15
- Phantom: ELI v4.0_Mid; Type: QDOVA001AA; Serial: TP:1026
- Measurement SW: DASY52, Version 52.10 (4);SEMCAD X Version 14.6.14 (7501)

Area Scan (81x81x1): Interpolated grid: dx=1.500 mm, dy=1.500 mm
Maximum value of SAR (interpolated) = 0.481 W/kg

Zoom Scan (5x5x7)/Cube 0: Measurement grid: dx=8mm, dy=8mm, dz=5mm
Reference Value = 4.193 V/m; Power Drift = 0.05 dB
Peak SAR (extrapolated) = 0.523 W/kg
SAR(1 g) = 0.355 W/kg; SAR(10 g) = 0.217 W/kg
Smallest distance from peaks to all points 3 dB below = 13.2 mm
Ratio of SAR at M2 to SAR at M1 = 69.9%
Maximum value of SAR (measured) = 0.462 W/kg

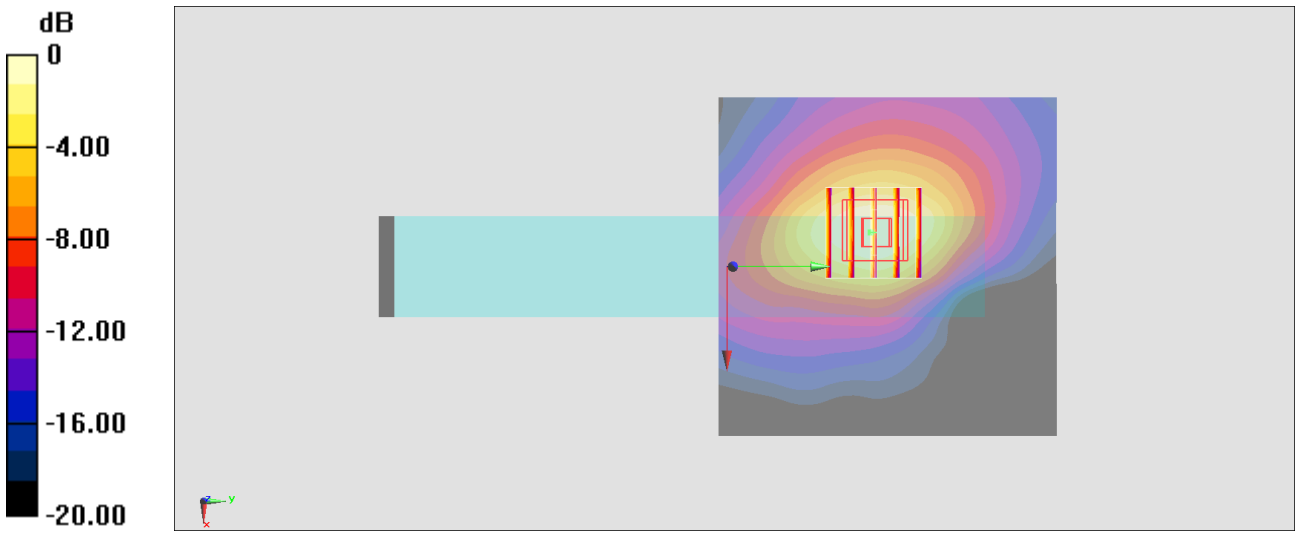

0 dB = 0.462 W/kg = -3.35 dBW/kg

Test Laboratory: Sporton International Inc. SAR/HAC Testing Lab Date: 2024/11/20

#02_WCDMA IV_Ant 1_RMC 12.2Kbps_Left Side_10mm_Ch1513

Communication System: UID 10011 - CAB, WCDMA; Frequency: 1752.6 MHz
Medium: HSL_1750_241120 Medium parameters used: f = 1753 MHz; σ = 1.398 S/m; ε_r = 40.332; ρ = 1000 kg/m^3
Ambient Temperature：23.4 ℃; Liquid Temperature：22.4 ℃

DASY5 Configuration:
- Probe: EX3DV4 - SN7306; ConvF(7.64, 7.55, 8.07) @ 1752.6 MHz; Calibrated: 2024/8/21
- Sensor-Surface: 1.4mm (Mechanical Surface Detection)
- Electronics: DAE4 Sn1326; Calibrated: 2024/7/15
- Phantom: ELI v4.0_Mid; Type: QDOVA001AA; Serial: TP:1026
- Measurement SW: DASY52, Version 52.10 (4);SEMCAD X Version 14.6.14 (7501)

Area Scan (81x81x1): Interpolated grid: dx=1.500 mm, dy=1.500 mm
Maximum value of SAR (interpolated) = 0.533 W/kg

Zoom Scan (5x5x7)/Cube 0: Measurement grid: dx=8mm, dy=8mm, dz=5mm
Reference Value = 2.632 V/m; Power Drift = 0.05 dB
Peak SAR (extrapolated) = 0.564 W/kg
SAR(1 g) = 0.366 W/kg; SAR(10 g) = 0.216 W/kg
Smallest distance from peaks to all points 3 dB below = 12.2 mm
Ratio of SAR at M2 to SAR at M1 = 65.6%
Maximum value of SAR (measured) = 0.502 W/kg

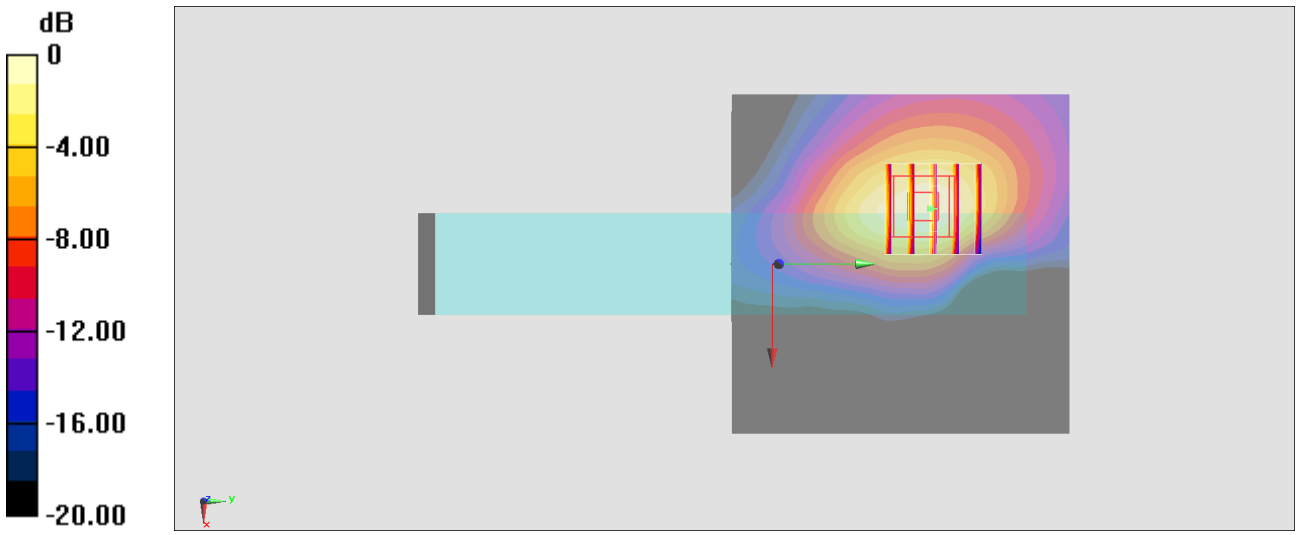

0 dB = 0.502 W/kg = -2.99 dBW/kg

Test Laboratory: Sporton International Inc. SAR/HAC Testing Lab Date: 2024/11/18

#03_WCDMA V Ant 1_RMC 12.2Kbps_Left Side_10mm_Ch4182

Communication System: UID 10011 - CAB, WCDMA; Frequency: 836.4 MHz
Medium: HSL_850_241118 Medium parameters used: f = 836.4 MHz; σ = 0.938 S/m; ε_r = 42.348; ρ = 1000 kg/m^3
Ambient Temperature：23.6 ℃; Liquid Temperature：22.6 ℃

DASY5 Configuration:
- Probe: EX3DV4 - SN7306; ConvF(8.96, 8.85, 9.47) @ 836.4 MHz; Calibrated: 2024/8/21
- Sensor-Surface: 1.4mm (Mechanical Surface Detection)
- Electronics: DAE4 Sn1326; Calibrated: 2024/7/15
- Phantom: ELI v4.0_Mid; Type: QDOVA001AA; Serial: TP:1026
- Measurement SW: DASY52, Version 52.10 (4);SEMCAD X Version 14.6.14 (7501)

Area Scan (81x81x1): Interpolated grid: dx=1.500 mm, dy=1.500 mm
Maximum value of SAR (interpolated) = 0.387 W/kg

Zoom Scan (5x5x7)/Cube 0: Measurement grid: dx=8mm, dy=8mm, dz=5mm
Reference Value = 8.963 V/m; Power Drift = 0.04 dB
Peak SAR (extrapolated) = 0.453 W/kg
SAR(1 g) = 0.268 W/kg; SAR(10 g) = 0.157 W/kg
Smallest distance from peaks to all points 3 dB below = 12.9 mm
Ratio of SAR at M2 to SAR at M1 = 59.6%
Maximum value of SAR (measured) = 0.390 W/kg

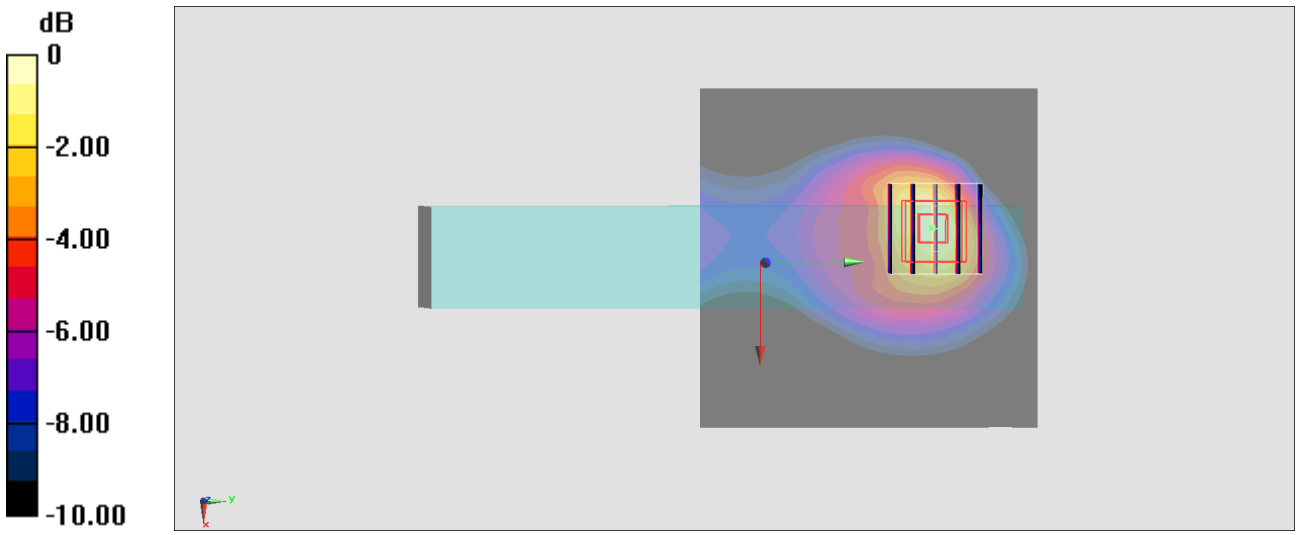

0 dB = 0.390 W/kg = -4.09 dBW/kg

Test Laboratory: Sporton International Inc. SAR/HAC Testing Lab Date: 2024/11/22

#04_LTE Band 2 Ant 1_20M_QPSK_1_0_Left Side_10mm_Ch18700

Communication System: UID 10169 - CAE, LTE-FDD; Frequency: 1860 MHz
Medium: HSL_1900_241122 Medium parameters used: f = 1860 MHz; σ = 1.362 S/m; ε_r = 40.127; ρ = 1000 kg/m^3
Ambient Temperature：23.5 ℃; Liquid Temperature：22.5 ℃

DASY5 Configuration:
- Probe: EX3DV4 - SN7306; ConvF(7.41, 7.32, 7.83) @ 1860 MHz; Calibrated: 2024/8/21
- Sensor-Surface: 1.4mm (Mechanical Surface Detection)
- Electronics: DAE4 Sn1326; Calibrated: 2024/7/15
- Phantom: ELI v4.0_Mid; Type: QDOVA001AA; Serial: TP:1026
- Measurement SW: DASY52, Version 52.10 (4);SEMCAD X Version 14.6.14 (7501)

Area Scan (81x161x1): Interpolated grid: dx=1.500 mm, dy=1.500 mm
Maximum value of SAR (interpolated) = 0.727 W/kg

Zoom Scan (5x5x7)/Cube 0: Measurement grid: dx=8mm, dy=8mm, dz=5mm
Reference Value = 7.292 V/m; Power Drift = -0.17 dB
Peak SAR (extrapolated) = 0.838 W/kg
SAR(1 g) = 0.525 W/kg; SAR(10 g) = 0.344 W/kg
Smallest distance from peaks to all points 3 dB below = 13.2 mm
Ratio of SAR at M2 to SAR at M1 = 61.8%
Maximum value of SAR (measured) = 0.732 W/kg

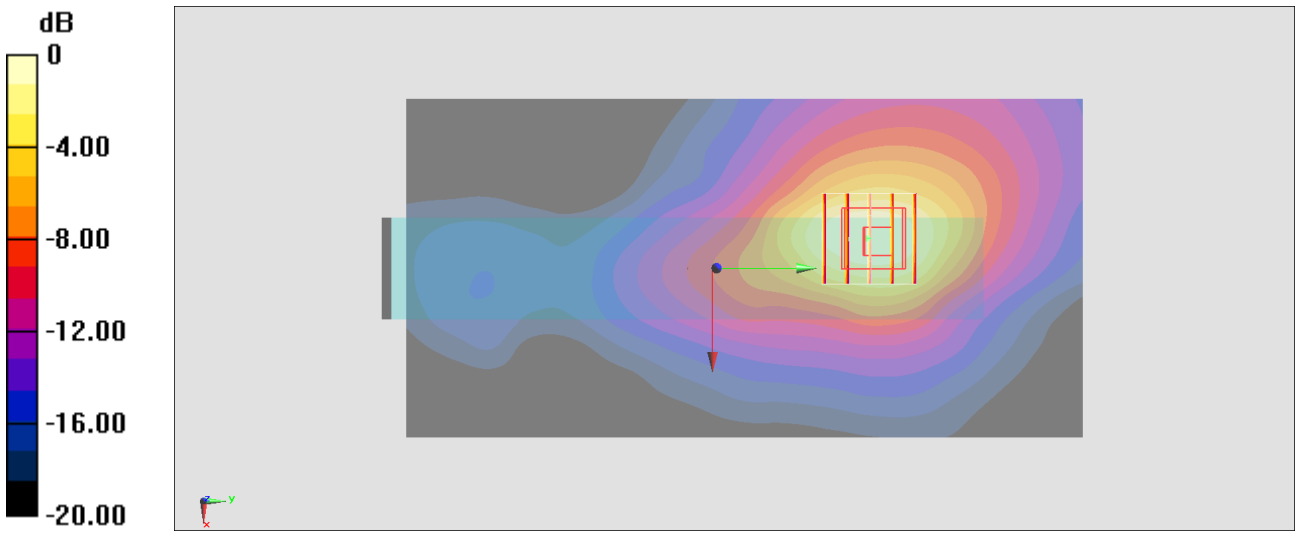

0 dB = 0.732 W/kg = -1.35 dBW/kg

Test Laboratory: Sporton International Inc. SAR/HAC Testing Lab Date: 2024/11/25

#05_LTE Band 7 Ant 5_20M_QPSK_1_0_Left Side_10mm_Ch21100

Communication System: UID 10169 - CAE, LTE-FDD; Frequency: 2535 MHz
Medium: HSL_2600_241125 Medium parameters used: f = 2535 MHz; σ = 1.891 S/m; ε_r = 38.328; ρ = 1000 kg/m^3
Ambient Temperature：23.6 ℃; Liquid Temperature：22.6 ℃

DASY5 Configuration:
- Probe: EX3DV4 - SN7306; ConvF(7.29, 7.2, 7.7) @ 2535 MHz; Calibrated: 2024/8/21
- Sensor-Surface: 1.4mm (Mechanical Surface Detection)
- Electronics: DAE4 Sn1326; Calibrated: 2024/7/15
- Phantom: ELI v4.0_Mid; Type: QDOVA001AA; Serial: TP:1026
- Measurement SW: DASY52, Version 52.10 (4);SEMCAD X Version 14.6.14 (7501)

Area Scan (81x201x1): Interpolated grid: dx=1.200 mm, dy=1.200 mm
Maximum value of SAR (interpolated) = 0.728 W/kg

Zoom Scan (7x7x7)/Cube 0: Measurement grid: dx=5mm, dy=5mm, dz=5mm
Reference Value = 11.83 V/m; Power Drift = -0.02 dB
Peak SAR (extrapolated) = 0.902 W/kg
SAR(1 g) = 0.507 W/kg; SAR(10 g) = 0.276 W/kg
Smallest distance from peaks to all points 3 dB below = 11.2 mm
Ratio of SAR at M2 to SAR at M1 = 57.1%
Maximum value of SAR (measured) = 0.780 W/kg

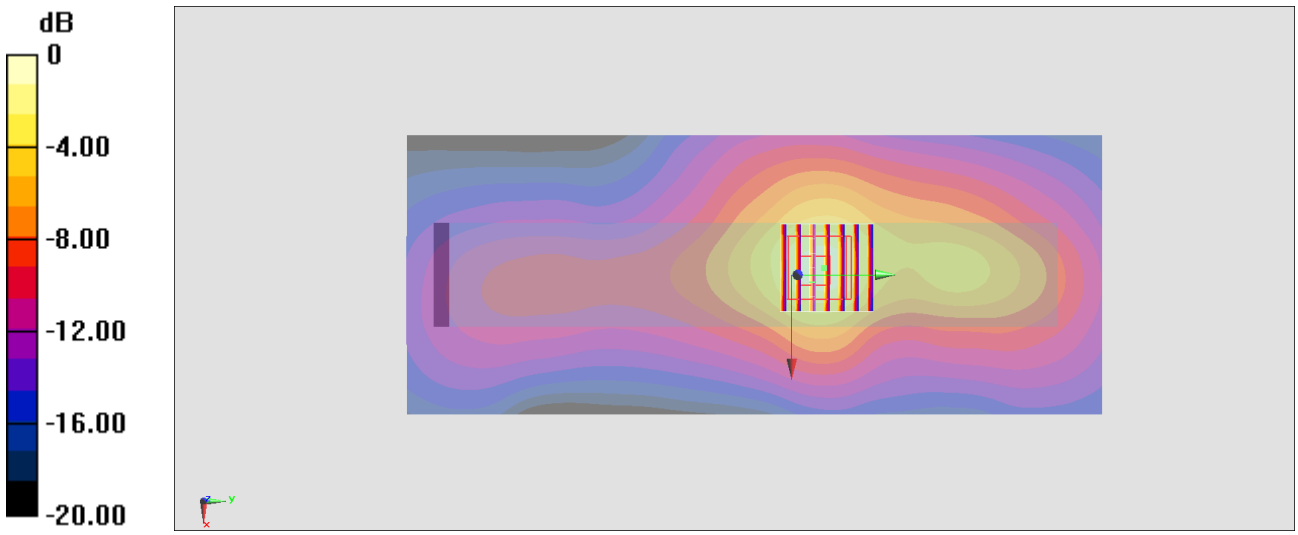

0 dB = 0.780 W/kg = -1.08 dBW/kg

Test Laboratory: Sporton International Inc. SAR/HAC Testing Lab Date: 2024/11/15

#06_LTE Band 12 Ant 1_10M_QPSK_1_0_Back_10mm_Ch23095

Communication System: UID 10175 - CAH, LTE-FDD; Frequency: 707.5 MHz
Medium: HSL_750_241115 Medium parameters used: f = 707.5 MHz; σ = 0.886 S/m; ε_r = 43.084; ρ = 1000 kg/m^3
Ambient Temperature：23.6 ℃; Liquid Temperature：22.6 ℃

DASY5 Configuration:
- Probe: EX3DV4 - SN7306; ConvF(9.2, 9.09, 9.72) @ 707.5 MHz; Calibrated: 2024/8/21
- Sensor-Surface: 1.4mm (Mechanical Surface Detection)
- Electronics: DAE4 Sn1326; Calibrated: 2024/7/15
- Phantom: ELI v4.0_Mid; Type: QDOVA001AA; Serial: TP:1026
- Measurement SW: DASY52, Version 52.10 (4);SEMCAD X Version 14.6.14 (7501)

Area Scan (81x121x1): Interpolated grid: dx=1.500 mm, dy=1.500 mm
Maximum value of SAR (interpolated) = 0.315 W/kg

Zoom Scan (5x5x7)/Cube 0: Measurement grid: dx=8mm, dy=8mm, dz=5mm
Reference Value = 9.421 V/m; Power Drift = -0.19 dB
Peak SAR (extrapolated) = 0.332 W/kg
SAR(1 g) = 0.240 W/kg; SAR(10 g) = 0.167 W/kg
Smallest distance from peaks to all points 3 dB below = 17.6 mm
Ratio of SAR at M2 to SAR at M1 = 73.2%
Maximum value of SAR (measured) = 0.296 W/kg

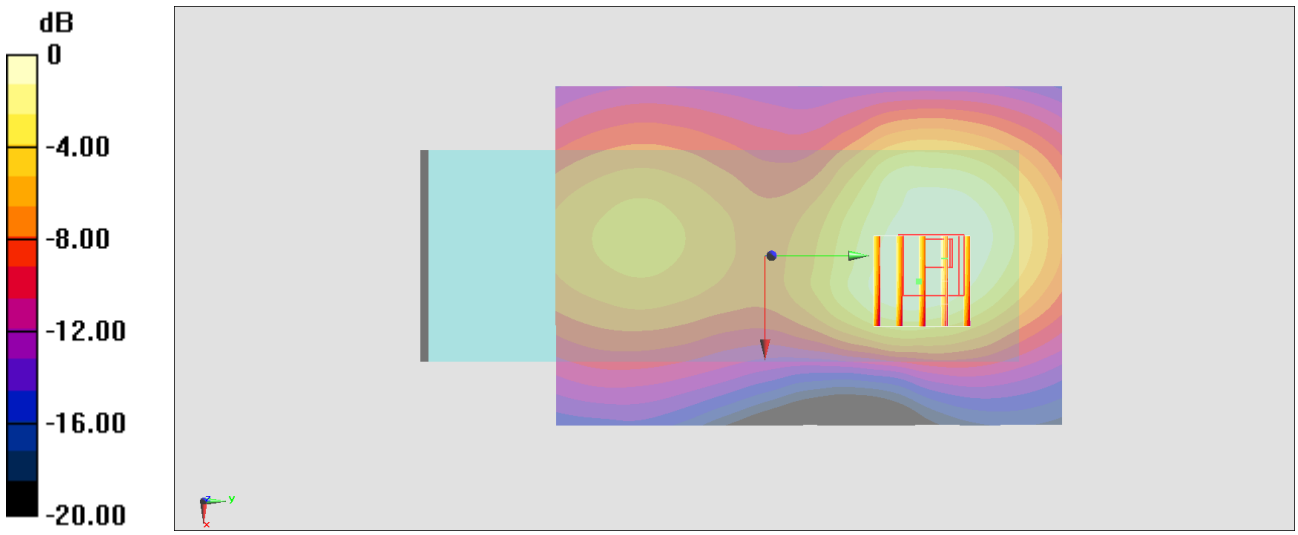

0 dB = 0.296 W/kg = -5.29 dBW/kg

Test Laboratory: Sporton International Inc. SAR/HAC Testing Lab Date: 2024/11/18

#07_LTE Band 26 Ant 1_15M_QPSK_1_0_Back_10mm_Ch26865

Communication System: UID 10181 - CAF, LTE-FDD; Frequency: 831.5 MHz
Medium: HSL_835_241118 Medium parameters used: f = 831.5 MHz; σ = 0.936 S/m; ε_r = 42.375; ρ = 1000 kg/m^3
Ambient Temperature：23.6 ℃; Liquid Temperature：22.6 ℃

DASY5 Configuration:
- Probe: EX3DV4 - SN7306; ConvF(8.96, 8.85, 9.47) @ 831.5 MHz; Calibrated: 2024/8/21
- Sensor-Surface: 1.4mm (Mechanical Surface Detection)
- Electronics: DAE4 Sn1326; Calibrated: 2024/7/15
- Phantom: ELI v4.0_Mid; Type: QDOVA001AA; Serial: TP:1026
- Measurement SW: DASY52, Version 52.10 (4);SEMCAD X Version 14.6.14 (7501)

Area Scan (81x121x1): Interpolated grid: dx=1.500 mm, dy=1.500 mm
Maximum value of SAR (interpolated) = 0.405 W/kg

Zoom Scan (5x5x7)/Cube 0: Measurement grid: dx=8mm, dy=8mm, dz=5mm
Reference Value = 7.047 V/m; Power Drift = 0.06 dB
Peak SAR (extrapolated) = 0.441 W/kg
SAR(1 g) = 0.324 W/kg; SAR(10 g) = 0.229 W/kg
Smallest distance from peaks to all points 3 dB below: Larger than measurement grid (> 16 mm)
Ratio of SAR at M2 to SAR at M1 = 72.8%
Maximum value of SAR (measured) = 0.405 W/kg

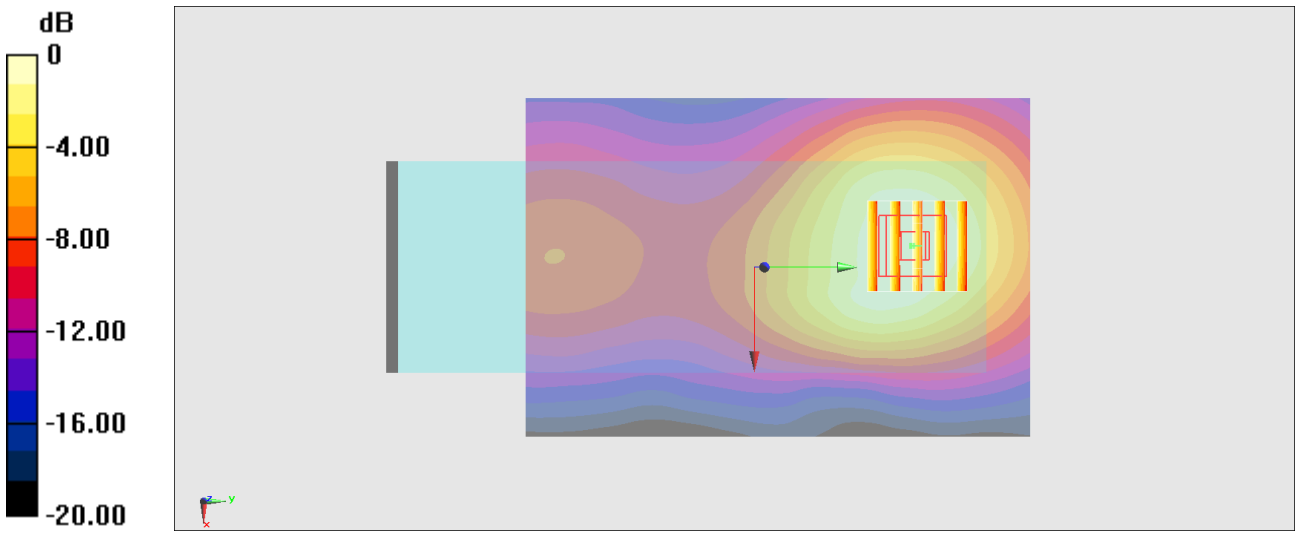

0 dB = 0.405 W/kg = -3.93 dBW/kg

Test Laboratory: Sporton International Inc. SAR/HAC Testing Lab Date: 2024/11/20

#08_LTE Band 66 Ant 1_20M_QPSK_1_0_Left Side_10mm_Ch132072

Communication System: UID 10169 - CAE, LTE-FDD; Frequency: 1720 MHz
Medium: HSL_1750_241120 Medium parameters used: f = 1720 MHz; σ = 1.363 S/m; ε_r = 40.448; ρ = 1000 kg/m^3
Ambient Temperature：23.4 ℃; Liquid Temperature：22.4 ℃

DASY5 Configuration:
- Probe: EX3DV4 - SN7306; ConvF(7.64, 7.55, 8.07) @ 1720 MHz; Calibrated: 2024/8/21
- Sensor-Surface: 1.4mm (Mechanical Surface Detection)
- Electronics: DAE4 Sn1326; Calibrated: 2024/7/15
- Phantom: ELI v4.0_Mid; Type: QDOVA001AA; Serial: TP:1026
- Measurement SW: DASY52, Version 52.10 (4);SEMCAD X Version 14.6.14 (7501)

Area Scan (81x101x1): Interpolated grid: dx=1.500 mm, dy=1.500 mm
Maximum value of SAR (interpolated) = 0.620 W/kg

Zoom Scan (5x5x7)/Cube 0: Measurement grid: dx=8mm, dy=8mm, dz=5mm
Reference Value = 2.236 V/m; Power Drift = 0.04 dB
Peak SAR (extrapolated) = 0.650 W/kg
SAR(1 g) = 0.422 W/kg; SAR(10 g) = 0.250 W/kg
Smallest distance from peaks to all points 3 dB below = 12.2 mm
Ratio of SAR at M2 to SAR at M1 = 66.1%
Maximum value of SAR (measured) = 0.582 W/kg

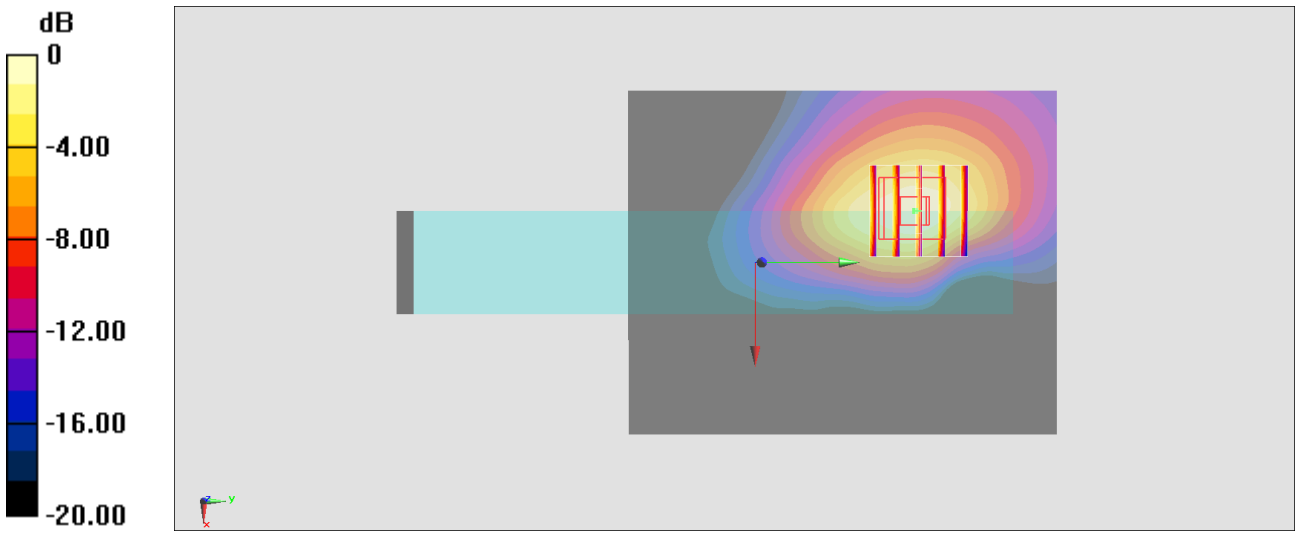

0 dB = 0.582 W/kg = -2.35 dBW/kg

Test Laboratory: Sporton International Inc. SAR/HAC Testing Lab Date: 2024/11/15

#09_LTE Band 71 Ant 1_20M_QPSK_1_0_Left Side_10mm_Ch133297

Communication System: UID 10169 - CAF, LTE-FDD; Frequency: 680.5 MHz
Medium: HSL_750_241115 Medium parameters used: f = 680.5 MHz; σ = 0.876 S/m; ε_r = 43.196; ρ = 1000 kg/m^3
Ambient Temperature：23.7 ℃; Liquid Temperature：22.7 ℃

DASY5 Configuration:
- Probe: EX3DV4 - SN7306; ConvF(9.2, 9.09, 9.72) @ 680.5 MHz; Calibrated: 2024/8/21
- Sensor-Surface: 1.4mm (Mechanical Surface Detection)
- Electronics: DAE4 Sn1326; Calibrated: 2024/7/15
- Phantom: ELI v4.0_Mid; Type: QDOVA001AA; Serial: TP:1026
- Measurement SW: DASY52, Version 52.10 (4);SEMCAD X Version 14.6.14 (7501)

Area Scan (71x161x1): Interpolated grid: dx=1.500 mm, dy=1.500 mm
Maximum value of SAR (interpolated) = 0.206 W/kg

Zoom Scan (5x5x7)/Cube 0: Measurement grid: dx=8mm, dy=8mm, dz=5mm
Reference Value = 10.86 V/m; Power Drift = 0.09 dB
Peak SAR (extrapolated) = 0.258 W/kg
SAR(1 g) = 0.142 W/kg; SAR(10 g) = 0.082 W/kg
Smallest distance from peaks to all points 3 dB below = 13.2 mm
Ratio of SAR at M2 to SAR at M1 = 55.2%
Maximum value of SAR (measured) = 0.214 W/kg

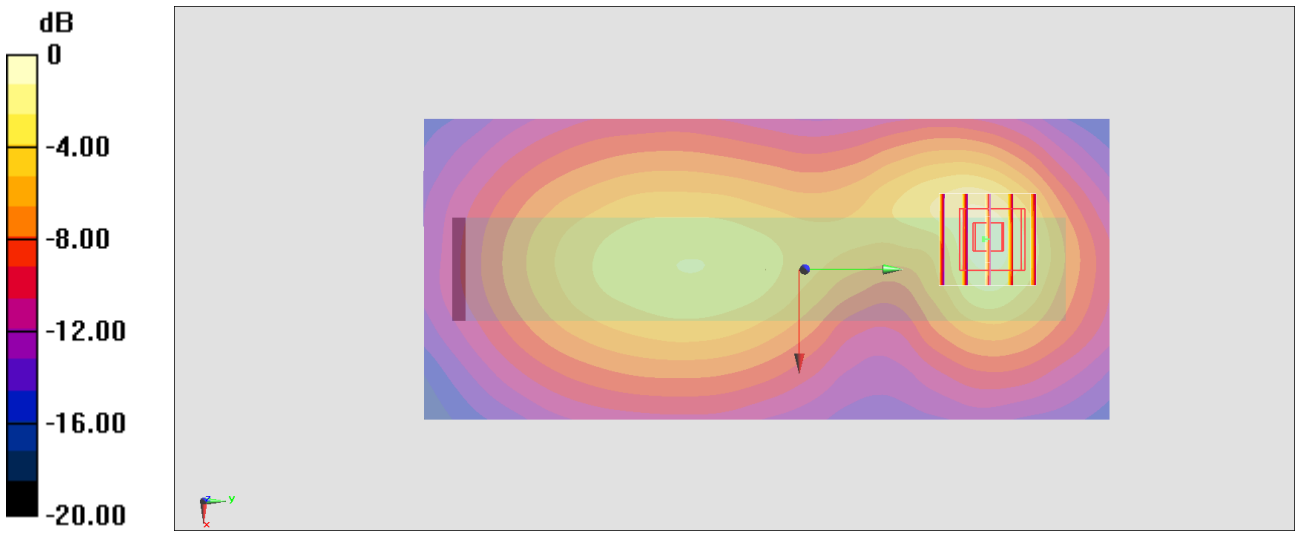

0 dB = 0.214 W/kg = -6.70 dBW/kg

Test Laboratory: Sporton International Inc. SAR/HAC Testing Lab Date: 2024/11/25

#10_LTE Band 41 Ant 5_20M_QPSK_1_0_Left Side_10mm_Ch40620

Communication System: UID 10435 - AAF, LTE-TDD; Frequency: 2593 MHz
Medium: HSL_2600_241125 Medium parameters used: f = 2593 MHz; σ = 1.958 S/m; ε_r = 38.088; ρ = 1000 kg/m^3
Ambient Temperature：23.6 ℃; Liquid Temperature：22.6 ℃

DASY5 Configuration:
- Probe: EX3DV4 - SN7306; ConvF(7.29, 7.2, 7.7) @ 2593 MHz; Calibrated: 2024/8/21
- Sensor-Surface: 1.4mm (Mechanical Surface Detection)
- Electronics: DAE4 Sn1326; Calibrated: 2024/7/15
- Phantom: ELI v4.0_Mid; Type: QDOVA001AA; Serial: TP:1026
- Measurement SW: DASY52, Version 52.10 (4);SEMCAD X Version 14.6.14 (7501)

Area Scan (91x121x1): Interpolated grid: dx=1.200 mm, dy=1.200 mm
Maximum value of SAR (interpolated) = 0.520 W/kg

Zoom Scan (7x7x7)/Cube 0: Measurement grid: dx=5mm, dy=5mm, dz=5mm
Reference Value = 9.807 V/m; Power Drift = 0.03 dB
Peak SAR (extrapolated) = 0.623 W/kg
SAR(1 g) = 0.344 W/kg; SAR(10 g) = 0.179 W/kg
Smallest distance from peaks to all points 3 dB below = 14.2 mm
Ratio of SAR at M2 to SAR at M1 = 55.2%
Maximum value of SAR (measured) = 0.519 W/kg

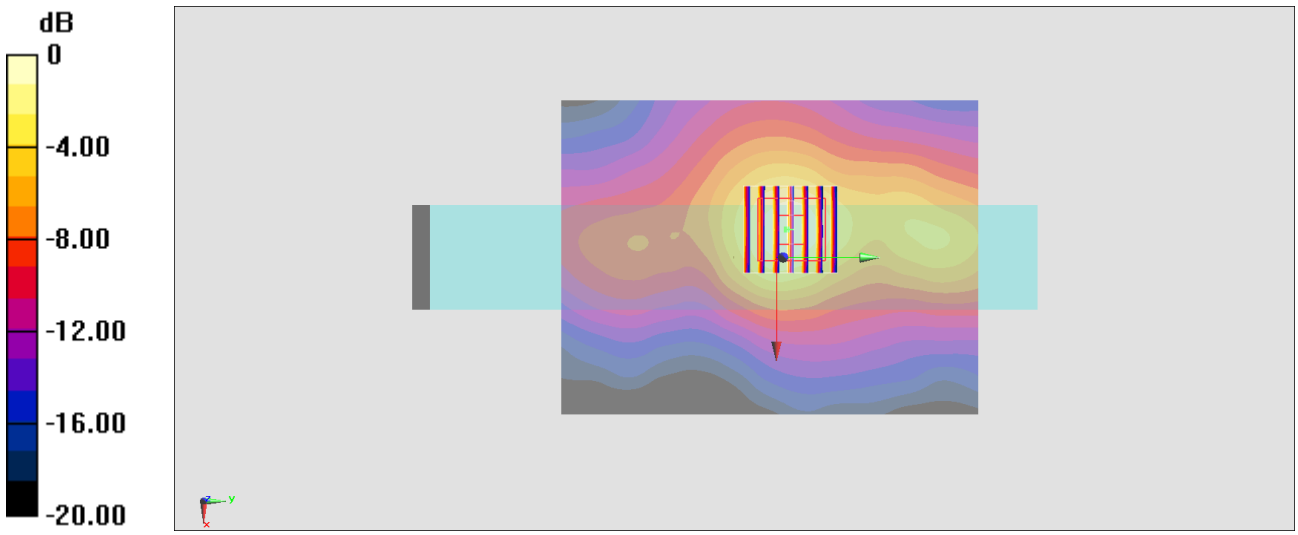

0 dB = 0.519 W/kg = -2.85 dBW/kg

Test Laboratory: Sporton International Inc. SAR/HAC Testing Lab Date: 2024/11/28

#11_LTE Band 42 Ant 8_20M_QPSK_1_0_Right Side_10mm_Ch42590

Communication System: UID 10435 - AAF, LTE-TDD; Frequency: 3500 MHz
Medium: HSL_3500_241128 Medium parameters used: f = 3500 MHz; σ = 2.969 S/m; ε_r = 38.288; ρ = 1000 kg/m^3
Ambient Temperature：23.5 ℃; Liquid Temperature：22.5 ℃

DASY5 Configuration:
- Probe: EX3DV4 - SN7306; ConvF(6.29, 6.21, 6.65) @ 3500 MHz; Calibrated: 2024/8/21
- Sensor-Surface: 1.4mm (Mechanical Surface Detection)
- Electronics: DAE4 Sn1326; Calibrated: 2024/7/15
- Phantom: ELI v4.0_Mid; Type: QDOVA001AA; Serial: TP:1026
- Measurement SW: DASY52, Version 52.10 (4);SEMCAD X Version 14.6.14 (7501)

Area Scan (81x101x1): Interpolated grid: dx=1.200 mm, dy=1.200 mm
Maximum value of SAR (interpolated) = 0.883 W/kg

Zoom Scan (7x7x8)/Cube 0: Measurement grid: dx=5mm, dy=5mm, dz=1.4mm
Reference Value = 13.01 V/m; Power Drift = 0.03 dB
Peak SAR (extrapolated) = 1.19 W/kg
SAR(1 g) = 0.527 W/kg; SAR(10 g) = 0.242 W/kg
Smallest distance from peaks to all points 3 dB below = 11.7 mm
Ratio of SAR at M2 to SAR at M1 = 78.2%
Maximum value of SAR (measured) = 0.905 W/kg

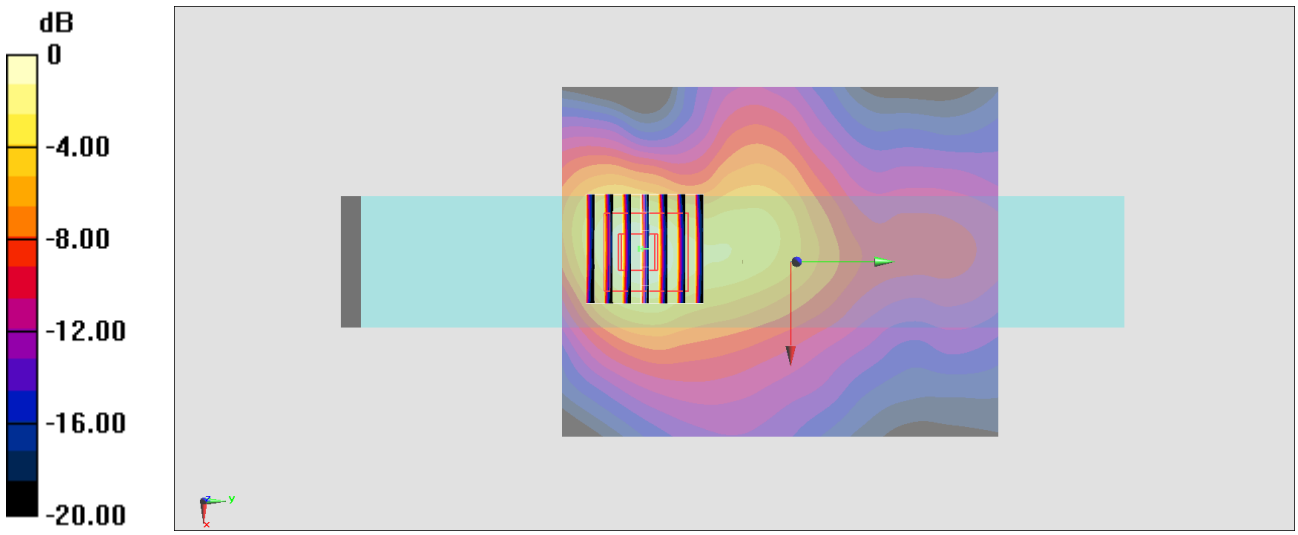

0 dB = 0.905 W/kg = -0.43 dBW/kg

Test Laboratory: Sporton International Inc. SAR/HAC Testing Lab Date: 2024/11/28

#12_LTE Band 43 Ant 8_20M_QPSK_1_0_Right Side_10mm_Ch44690

Communication System: UID 10435 - AAF, LTE-TDD; Frequency: 3710 MHz
Medium: HSL_3700_241128 Medium parameters used: f = 3710 MHz; σ = 3.192 S/m; ε_r = 38.077; ρ = 1000 kg/m^3
Ambient Temperature：23.5 ℃; Liquid Temperature：22.5 ℃

DASY5 Configuration:
- Probe: EX3DV4 - SN7306; ConvF(6.3, 6.22, 6.66) @ 3710 MHz; Calibrated: 2024/8/21
- Sensor-Surface: 1.4mm (Mechanical Surface Detection)
- Electronics: DAE4 Sn1326; Calibrated: 2024/7/15
- Phantom: ELI v4.0_Mid; Type: QDOVA001AA; Serial: TP:1026
- Measurement SW: DASY52, Version 52.10 (4);SEMCAD X Version 14.6.14 (7501)

Area Scan (81x201x1): Interpolated grid: dx=1.200 mm, dy=1.200 mm
Maximum value of SAR (interpolated) = 0.920 W/kg

Zoom Scan (7x7x8)/Cube 0: Measurement grid: dx=5mm, dy=5mm, dz=1.4mm
Reference Value = 15.09 V/m; Power Drift = -0.01 dB
Peak SAR (extrapolated) = 1.21 W/kg
SAR(1 g) = 0.534 W/kg; SAR(10 g) = 0.245 W/kg
Smallest distance from peaks to all points 3 dB below = 13.1 mm
Ratio of SAR at M2 to SAR at M1 = 78.2%
Maximum value of SAR (measured) = 0.940 W/kg

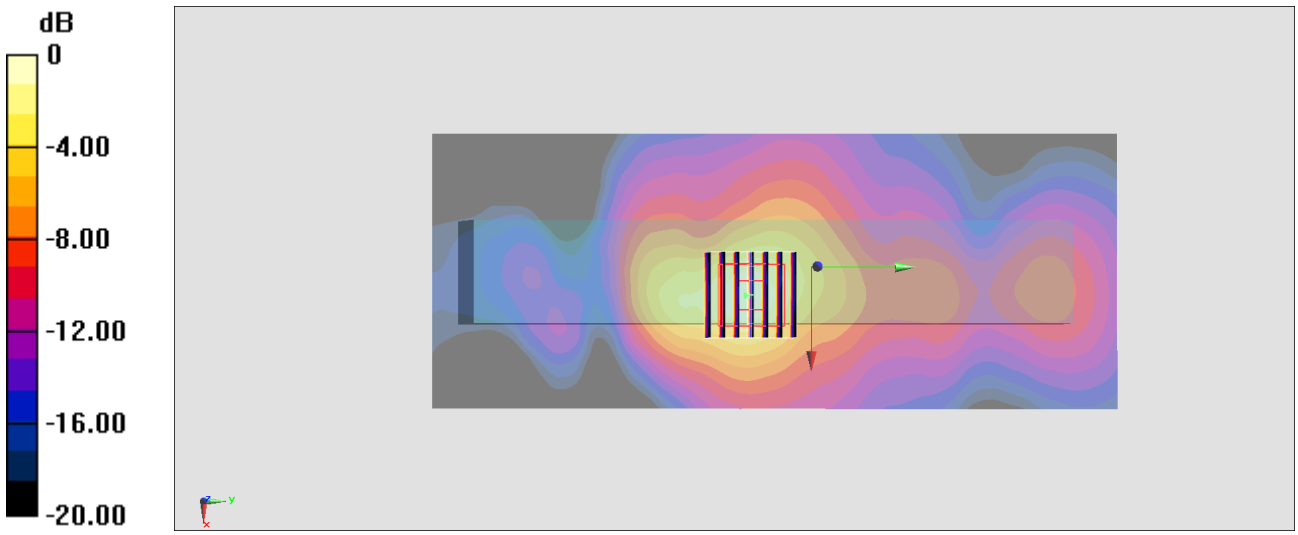

0 dB = 0.940 W/kg = -0.27 dBW/kg

Test Laboratory: Sporton International Inc. SAR/HAC Testing Lab Date: 2024/11/22

#13_FR1 n2 Ant 1_20M_BPSK_1_1_Left Side_10mm_Ch372000

Communication System: UID 10931 - AAB, 5G NR; Frequency: 1860 MHz
Medium: HSL_1900_241122 Medium parameters used: f = 1860 MHz; σ = 1.362 S/m; ε_r = 40.127; ρ = 1000 kg/m^3
Ambient Temperature：23.5 ℃; Liquid Temperature：22.5 ℃

DASY5 Configuration:
- Probe: EX3DV4 - SN7306; ConvF(7.41, 7.32, 7.83) @ 1860 MHz; Calibrated: 2024/8/21
- Sensor-Surface: 1.4mm (Mechanical Surface Detection)
- Electronics: DAE4 Sn1326; Calibrated: 2024/7/15
- Phantom: ELI v4.0_Mid; Type: QDOVA001AA; Serial: TP:1026
- Measurement SW: DASY52, Version 52.10 (4);SEMCAD X Version 14.6.14 (7501)

Area Scan (81x81x1): Interpolated grid: dx=1.500 mm, dy=1.500 mm
Maximum value of SAR (interpolated) = 0.637 W/kg

Zoom Scan (5x5x7)/Cube 0: Measurement grid: dx=8mm, dy=8mm, dz=5mm
Reference Value = 3.271 V/m; Power Drift = 0.06 dB
Peak SAR (extrapolated) = 0.659 W/kg
SAR(1 g) = 0.431 W/kg; SAR(10 g) = 0.253 W/kg
Smallest distance from peaks to all points 3 dB below = 13.7 mm
Ratio of SAR at M2 to SAR at M1 = 66.6%
Maximum value of SAR (measured) = 0.587 W/kg

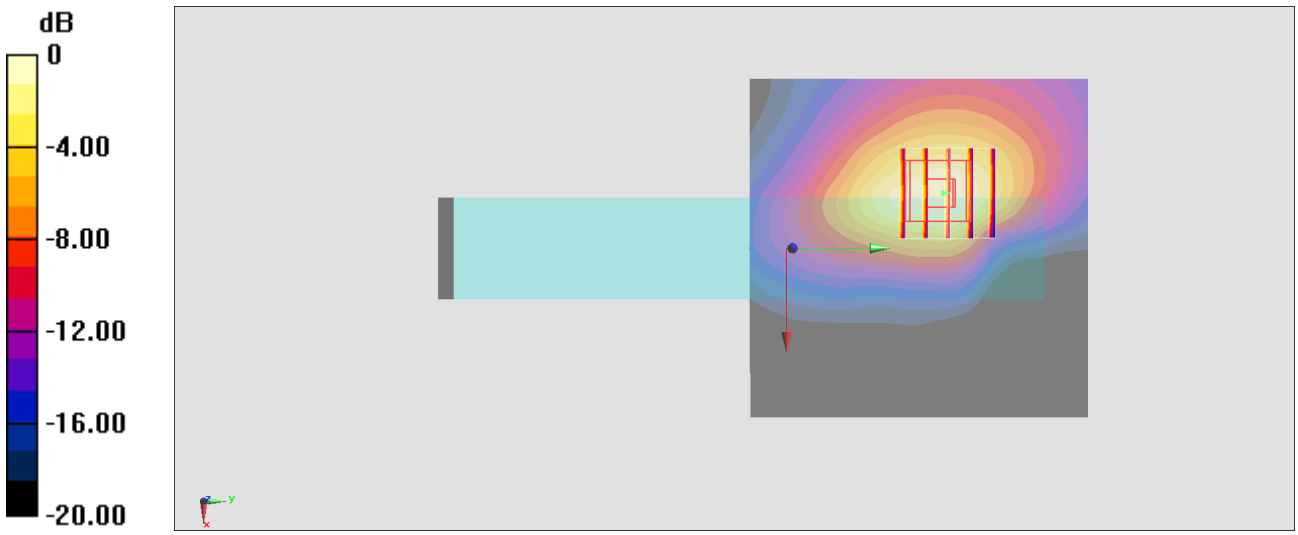

0 dB = 0.587 W/kg = -2.31 dBW/kg

Test Laboratory: Sporton International Inc. SAR/HAC Testing Lab Date: 2024/11/27

#14_FR1 n7 Ant 5_40M_BPSK_1_1_Left Side_10mm_Ch507000

Communication System: UID 10934 - AAB, 5G NR; Frequency: 2535 MHz
Medium: HSL_2600_241127 Medium parameters used: f = 2535 MHz; σ = 1.9 S/m; ε_r = 38.454; ρ = 1000 kg/m^3
Ambient Temperature：23.3 ℃; Liquid Temperature：22.3 ℃

DASY5 Configuration:
- Probe: EX3DV4 - SN7306; ConvF(7.29, 7.2, 7.7) @ 2535 MHz; Calibrated: 2024/8/21
- Sensor-Surface: 1.4mm (Mechanical Surface Detection)
- Electronics: DAE4 Sn1326; Calibrated: 2024/7/15
- Phantom: ELI v4.0_Mid; Type: QDOVA001AA; Serial: TP:1026
- Measurement SW: DASY52, Version 52.10 (4);SEMCAD X Version 14.6.14 (7501)

Area Scan (71x201x1): Interpolated grid: dx=1.200 mm, dy=1.200 mm
Maximum value of SAR (interpolated) = 0.712 W/kg

Zoom Scan (7x7x7)/Cube 0: Measurement grid: dx=5mm, dy=5mm, dz=5mm
Reference Value = 13.51 V/m; Power Drift = -0.14 dB
Peak SAR (extrapolated) = 0.802 W/kg
SAR(1 g) = 0.480 W/kg; SAR(10 g) = 0.265 W/kg
Smallest distance from peaks to all points 3 dB below = 14.1 mm
Ratio of SAR at M2 to SAR at M1 = 60%
Maximum value of SAR (measured) = 0.694 W/kg

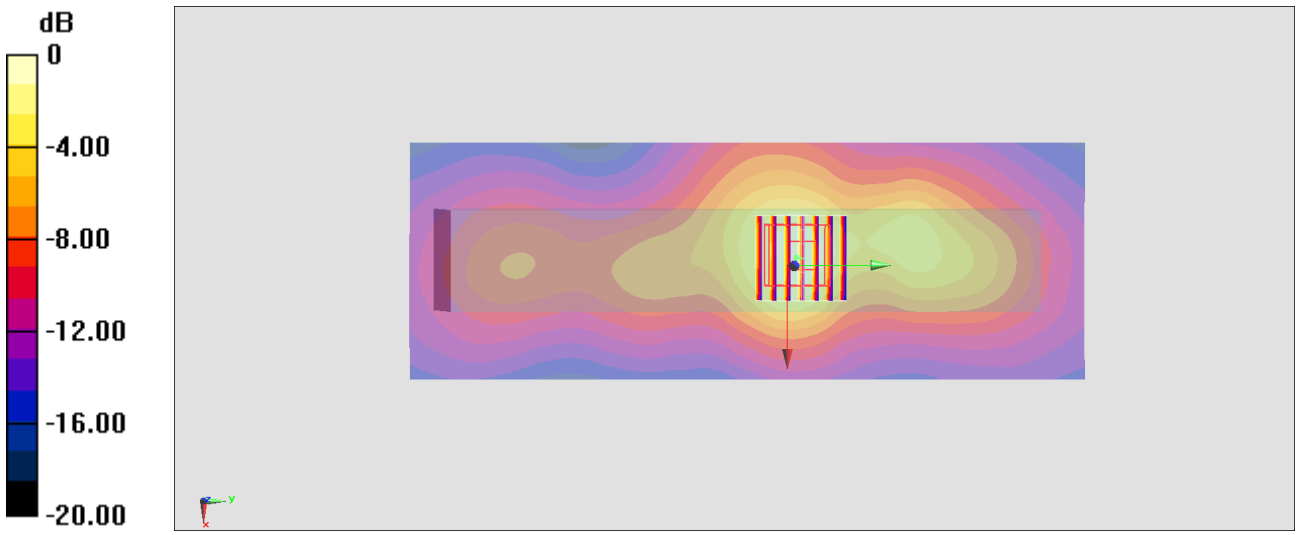

0 dB = 0.694 W/kg = -1.59 dBW/kg

Test Laboratory: Sporton International Inc. SAR/HAC Testing Lab Date: 2024/11/16

#15_FR1 n12 Ant 1_15M_BPSK_1_1_Back_10mm_Ch141500

Communication System: UID 10930 - AAB, 5G NR; Frequency: 707.5 MHz
Medium: HSL_750_241116 Medium parameters used: f = 707.5 MHz; σ = 0.88 S/m; ε_r = 42.934; ρ = 1000 kg/m^3
Ambient Temperature：23.5 ℃; Liquid Temperature：22.5 ℃

DASY5 Configuration:
- Probe: EX3DV4 - SN7306; ConvF(9.2, 9.09, 9.72) @ 707.5 MHz; Calibrated: 2024/8/21
- Sensor-Surface: 1.4mm (Mechanical Surface Detection)
- Electronics: DAE4 Sn1326; Calibrated: 2024/7/15
- Phantom: ELI v4.0_Mid; Type: QDOVA001AA; Serial: TP:1026
- Measurement SW: DASY52, Version 52.10 (4);SEMCAD X Version 14.6.14 (7501)

Area Scan (81x161x1): Interpolated grid: dx=1.500 mm, dy=1.500 mm
Maximum value of SAR (interpolated) = 0.282 W/kg

Zoom Scan (5x5x7)/Cube 0: Measurement grid: dx=8mm, dy=8mm, dz=5mm
Reference Value = 8.154 V/m; Power Drift = 0.16 dB
Peak SAR (extrapolated) = 0.293 W/kg
SAR(1 g) = 0.212 W/kg; SAR(10 g) = 0.150 W/kg
Smallest distance from peaks to all points 3 dB below = 18.6 mm
Ratio of SAR at M2 to SAR at M1 = 70.5%
Maximum value of SAR (measured) = 0.263 W/kg

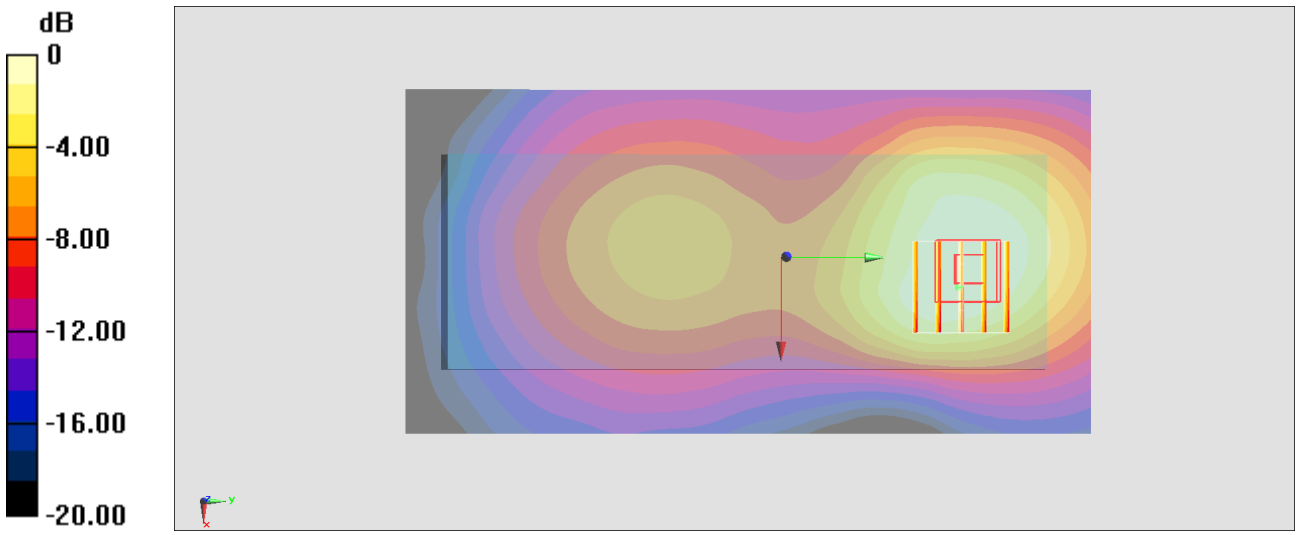

0 dB = 0.263 W/kg = -5.80 dBW/kg

Test Laboratory: Sporton International Inc. SAR/HAC Testing Lab Date: 2024/11/18

#16_FR1 n26 Ant 1_20M_BPSK_1_1_Back_10mm_Ch166300

Communication System: UID 10931 - AAB, 5G NR; Frequency: 831.5 MHz
Medium: HSL_835_241118 Medium parameters used: f = 831.5 MHz; σ = 0.936 S/m; ε_r = 42.375; ρ = 1000 kg/m^3
Ambient Temperature：23.6 ℃; Liquid Temperature：22.6 ℃

DASY5 Configuration:
- Probe: EX3DV4 - SN7306; ConvF(8.96, 8.85, 9.47) @ 831.5 MHz; Calibrated: 2024/8/21
- Sensor-Surface: 1.4mm (Mechanical Surface Detection)
- Electronics: DAE4 Sn1326; Calibrated: 2024/7/15
- Phantom: ELI v4.0_Mid; Type: QDOVA001AA; Serial: TP:1026
- Measurement SW: DASY52, Version 52.10 (4);SEMCAD X Version 14.6.14 (7501)

Area Scan (81x81x1): Interpolated grid: dx=1.500 mm, dy=1.500 mm
Maximum value of SAR (interpolated) = 0.374 W/kg

Zoom Scan (5x5x7)/Cube 0: Measurement grid: dx=8mm, dy=8mm, dz=5mm
Reference Value = 6.905 V/m; Power Drift = 0.06 dB
Peak SAR (extrapolated) = 0.417 W/kg
SAR(1 g) = 0.305 W/kg; SAR(10 g) = 0.216 W/kg
Smallest distance from peaks to all points 3 dB below: Larger than measurement grid (> 16 mm)
Ratio of SAR at M2 to SAR at M1 = 72.6%
Maximum value of SAR (measured) = 0.382 W/kg

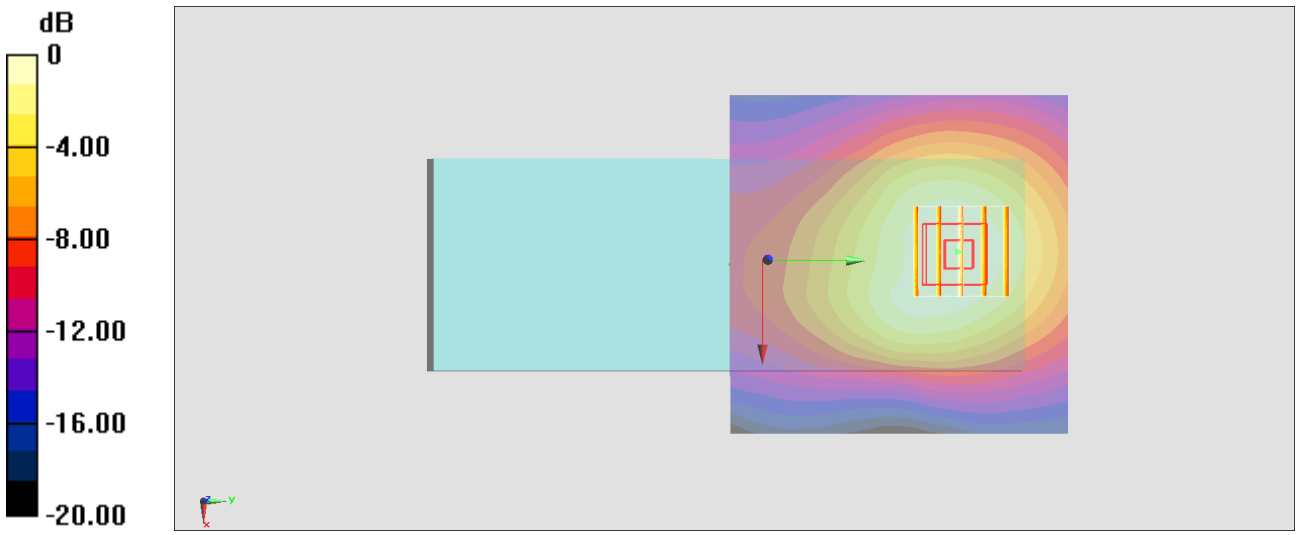

0 dB = 0.382 W/kg = -4.18 dBW/kg

Test Laboratory: Sporton International Inc. SAR/HAC Testing Lab Date: 2024/11/20

#17_FR1 n66 Ant 1_40M_BPSK_1_1_Left Side_10mm_Ch349000

Communication System: UID 10934 - AAB, 5G NR; Frequency: 1745 MHz
Medium: HSL_1750_241120 Medium parameters used: f = 1745 MHz; σ = 1.39 S/m; ε_r = 40.354; ρ = 1000 kg/m^3
Ambient Temperature：23.4 ℃; Liquid Temperature：22.4 ℃

DASY5 Configuration:
- Probe: EX3DV4 - SN7306; ConvF(7.64, 7.55, 8.07) @ 1745 MHz; Calibrated: 2024/8/21
- Sensor-Surface: 1.4mm (Mechanical Surface Detection)
- Electronics: DAE4 Sn1326; Calibrated: 2024/7/15
- Phantom: ELI v4.0_Mid; Type: QDOVA001AA; Serial: TP:1026
- Measurement SW: DASY52, Version 52.10 (4);SEMCAD X Version 14.6.14 (7501)

Area Scan (81x101x1): Interpolated grid: dx=1.500 mm, dy=1.500 mm
Maximum value of SAR (interpolated) = 0.485 W/kg

Zoom Scan (5x5x7)/Cube 0: Measurement grid: dx=8mm, dy=8mm, dz=5mm
Reference Value = 2.185 V/m; Power Drift = 0.02 dB
Peak SAR (extrapolated) = 0.514 W/kg
SAR(1 g) = 0.340 W/kg; SAR(10 g) = 0.202 W/kg
Smallest distance from peaks to all points 3 dB below = 13.7 mm
Ratio of SAR at M2 to SAR at M1 = 67.6%
Maximum value of SAR (measured) = 0.459 W/kg

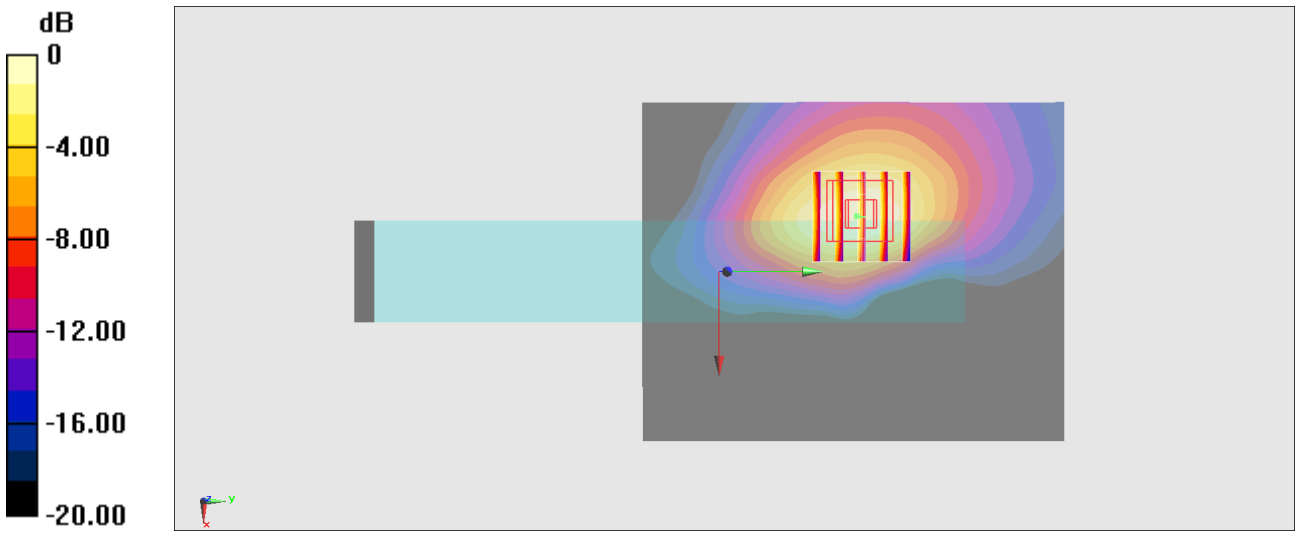

0 dB = 0.459 W/kg = -3.38 dBW/kg

Test Laboratory: Sporton International Inc. SAR/HAC Testing Lab Date: 2024/11/16

#18_FR1 n71 Ant 1_20M_BPSK_1_1_Left Side_10mm_Ch136100

Communication System: UID 10931 - AAB, 5G NR; Frequency: 680.5 MHz
Medium: HSL_750_241116 Medium parameters used: f = 680.5 MHz; σ = 0.87 S/m; ε_r = 43.046; ρ = 1000 kg/m^3
Ambient Temperature：23.5 ℃; Liquid Temperature：22.5 ℃

DASY5 Configuration:
- Probe: EX3DV4 - SN7306; ConvF(9.2, 9.09, 9.72) @ 680.5 MHz; Calibrated: 2024/8/21
- Sensor-Surface: 1.4mm (Mechanical Surface Detection)
- Electronics: DAE4 Sn1326; Calibrated: 2024/7/15
- Phantom: ELI v4.0_Mid; Type: QDOVA001AA; Serial: TP:1026
- Measurement SW: DASY52, Version 52.10 (4);SEMCAD X Version 14.6.14 (7501)

Area Scan (81x161x1): Interpolated grid: dx=1.500 mm, dy=1.500 mm
Maximum value of SAR (interpolated) = 0.187 W/kg

Zoom Scan (5x5x7)/Cube 0: Measurement grid: dx=8mm, dy=8mm, dz=5mm
Reference Value = 9.524 V/m; Power Drift = 0.02 dB
Peak SAR (extrapolated) = 0.241 W/kg
SAR(1 g) = 0.130 W/kg; SAR(10 g) = 0.075 W/kg
Smallest distance from peaks to all points 3 dB below = 12.9 mm
Ratio of SAR at M2 to SAR at M1 = 54.2%
Maximum value of SAR (measured) = 0.201 W/kg

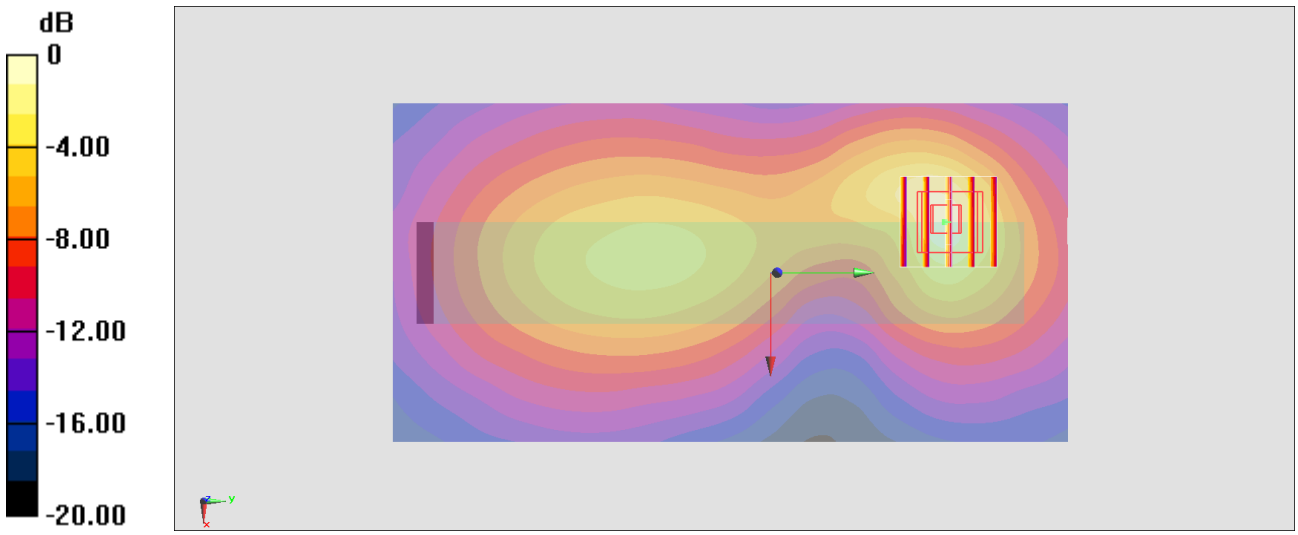

0 dB = 0.201 W/kg = -6.97 dBW/kg

Test Laboratory: Sporton International Inc. SAR/HAC Testing Lab Date: 2024/11/27

#19_FR1 n41 Ant 5_100M_BPSK_1_1_Left Side_10mm_Ch518598

Communication System: UID 10866 - AAF, 5G NR; Frequency: 2592.99 MHz
Medium: HSL_2600_241127 Medium parameters used: f = 2592.99 MHz; σ = 1.976 S/m; ε_r = 38.214; ρ = 1000 kg/m^3
Ambient Temperature：23.3 ℃; Liquid Temperature：22.3 ℃

DASY5 Configuration:
- Probe: EX3DV4 - SN7306; ConvF(7.29, 7.2, 7.7) @ 2592.99 MHz; Calibrated: 2024/8/21
- Sensor-Surface: 1.4mm (Mechanical Surface Detection)
- Electronics: DAE4 Sn1326; Calibrated: 2024/7/15
- Phantom: ELI v4.0_Mid; Type: QDOVA001AA; Serial: TP:1026
- Measurement SW: DASY52, Version 52.10 (4);SEMCAD X Version 14.6.14 (7501)

Area Scan (101x201x1): Interpolated grid: dx=1.200 mm, dy=1.200 mm
Maximum value of SAR (interpolated) = 0.610 W/kg

Zoom Scan (7x7x7)/Cube 0: Measurement grid: dx=5mm, dy=5mm, dz=5mm
Reference Value = 11.92 V/m; Power Drift = -0.05 dB
Peak SAR (extrapolated) = 0.821 W/kg
SAR(1 g) = 0.425 W/kg; SAR(10 g) = 0.263 W/kg
Smallest distance from peaks to all points 3 dB below = 14.3 mm
Ratio of SAR at M2 to SAR at M1 = 58.7%
Maximum value of SAR (measured) = 0.704 W/kg

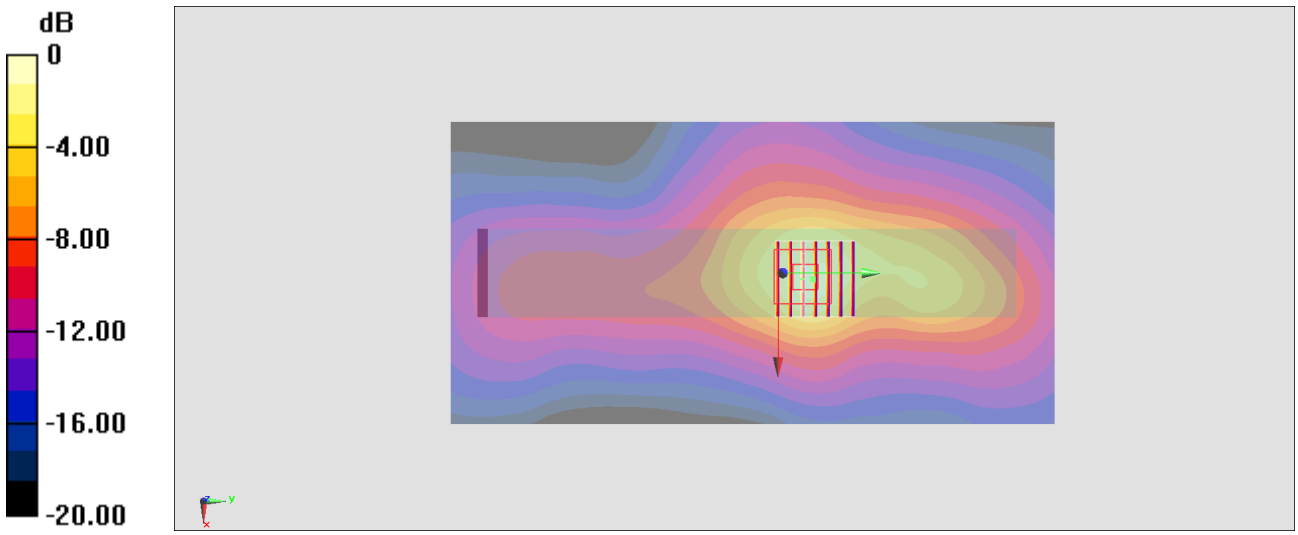

0 dB = 0.704 W/kg = -1.52 dBW/kg

Test Laboratory: Sporton International Inc. SAR/HAC Testing Lab Date: 2024/11/28

#20_FR1 n77 HPUE Ant 8_100M_BPSK_1_1_Right Side_10mm_Ch656000

Communication System: UID 10973 - AAF, 5G NR; Frequency: 3840 MHz
Medium: HSL_3900_241128 Medium parameters used: f = 3840 MHz; σ = 3.33 S/m; ε_r = 37.957; ρ = 1000 kg/m^3
Ambient Temperature：23.5 ℃; Liquid Temperature：22.5 ℃

DASY5 Configuration:
- Probe: EX3DV4 - SN7306; ConvF(6.12, 6.05, 6.47) @ 3840 MHz; Calibrated: 2024/8/21
- Sensor-Surface: 1.4mm (Mechanical Surface Detection)
- Electronics: DAE4 Sn1326; Calibrated: 2024/7/15
- Phantom: ELI v4.0_Mid; Type: QDOVA001AA; Serial: TP:1026
- Measurement SW: DASY52, Version 52.10 (4);SEMCAD X Version 14.6.14 (7501)

Area Scan (101x201x1): Interpolated grid: dx=1.200 mm, dy=1.200 mm
Maximum value of SAR (interpolated) = 0.548 W/kg

Zoom Scan (7x7x8)/Cube 0: Measurement grid: dx=5mm, dy=5mm, dz=1.4mm
Reference Value = 13.96 V/m; Power Drift = 0.08 dB
Peak SAR (extrapolated) = 1.05 W/kg
SAR(1 g) = 0.457 W/kg; SAR(10 g) = 0.208 W/kg
Smallest distance from peaks to all points 3 dB below = 13 mm
Ratio of SAR at M2 to SAR at M1 = 77.7%
Maximum value of SAR (measured) = 0.788 W/kg

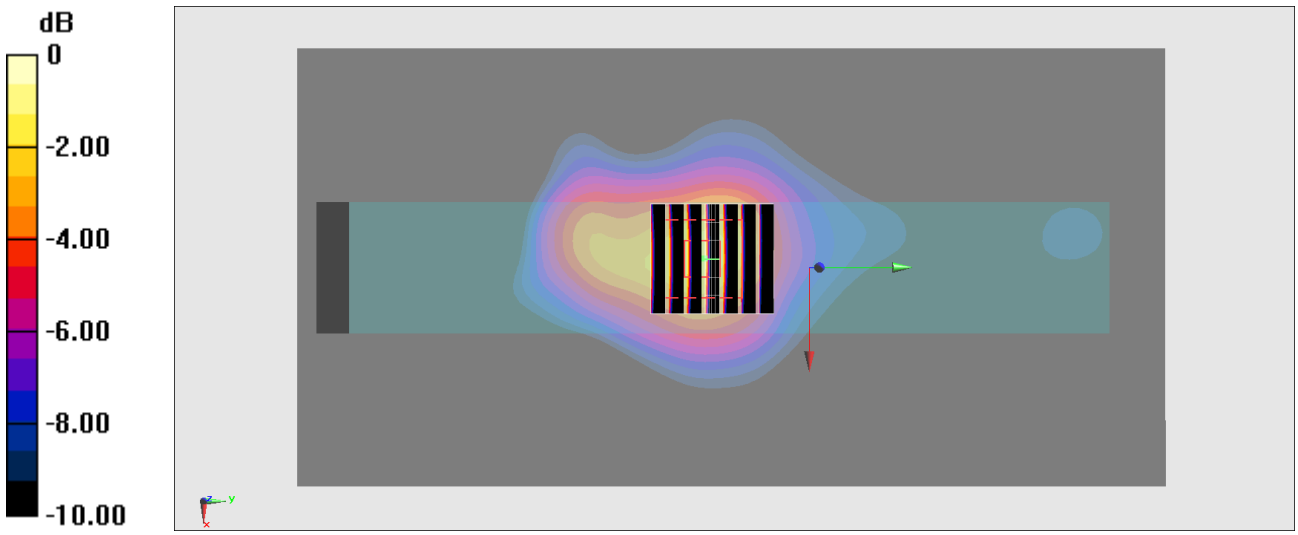

0 dB = 0.788 W/kg = -1.03 dBW/kg

Test Laboratory: Sporton International Inc. SAR/HAC Testing Lab Date: 2024/12/1

#21_WLAN2.4GHz_802.11b 1Mbps_Right Side_10mm_Ch1

Communication System: UID 10415 - AAA, IEEE 802.11b; Frequency: 2412 MHz
Medium: HSL_2450_241201 Medium parameters used: f = 2412 MHz; σ = 1.763 S/m; ε_r = 39.563; ρ = 1000 kg/m^3
Ambient Temperature：23.7 ℃; Liquid Temperature：22.7 ℃

DASY5 Configuration:
- Probe: EX3DV4 - SN3642; ConvF(7.51, 6.73, 8.77) @ 2412 MHz; Calibrated: 2024/4/25
- Sensor-Surface: 1.4mm (Mechanical Surface Detection)
- Electronics: DAE4 Sn1512; Calibrated: 2024/3/14
- Phantom: ELI V4.0_Right; Type: QD OVA 001 BB; Serial: TP:1025
- Measurement SW: DASY52, Version 52.10 (4);SEMCAD X Version 14.6.14 (7501)

Area Scan (71x131x1): Interpolated grid: dx=1.200 mm, dy=1.200 mm
Maximum value of SAR (interpolated) = 1.20 W/kg

Zoom Scan (7x7x7)/Cube 0: Measurement grid: dx=5mm, dy=5mm, dz=5mm
Reference Value = 7.820 V/m; Power Drift = -0.07 dB
Peak SAR (extrapolated) = 1.51 W/kg
SAR(1 g) = 0.853 W/kg; SAR(10 g) = 0.445 W/kg
Smallest distance from peaks to all points 3 dB below = 11.7 mm
Ratio of SAR at M2 to SAR at M1 = 57.8%
Maximum value of SAR (measured) = 1.24 W/kg

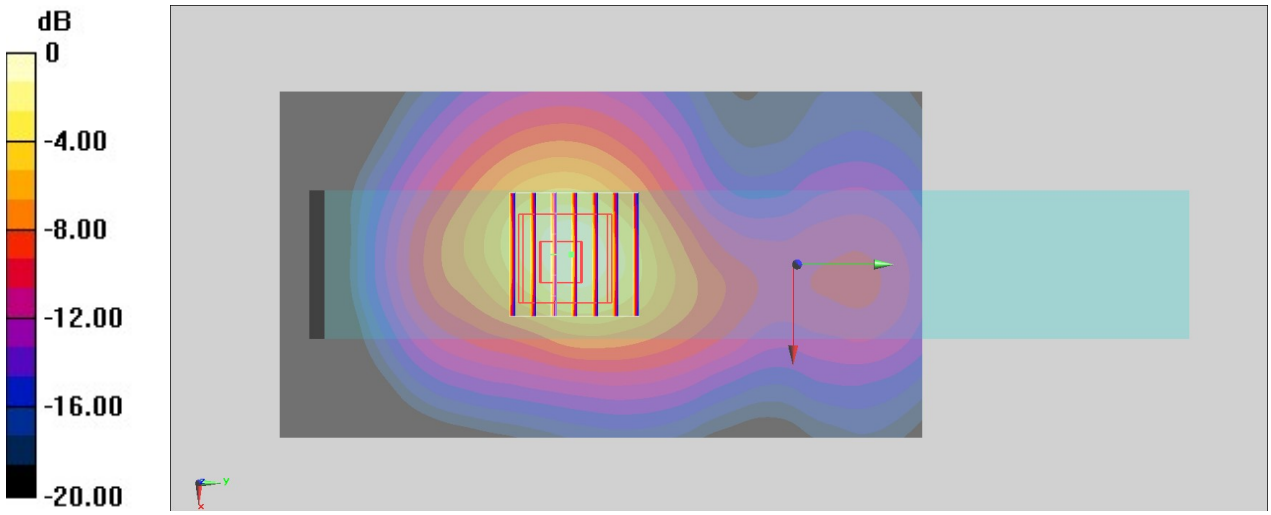

0 dB = 1.24 W/kg = 0.93 dBW/kg

Test Laboratory: Sporton International Inc. SAR/HAC Testing Lab Date: 2024/12/3

#22_WLAN5GHz_802.11ac-VHT80 MCS0_Left Side_10mm_Ch42

Communication System: UID 10544 - AAD, IEEE 802.11ac; Frequency: 5210 MHz
Medium: HSL_5G_241203 Medium parameters used: f = 5210 MHz; σ = 4.746 S/m; ε_r = 36.719; ρ = 1000 kg/m^3
Ambient Temperature：23.2 ℃; Liquid Temperature：22.2 ℃

DASY5 Configuration:
- Probe: EX3DV4 - SN3642; ConvF(4.46, 4.11, 5.36) @ 5210 MHz; Calibrated: 2024/4/25
- Sensor-Surface: 1.4mm (Mechanical Surface Detection)
- Electronics: DAE4 Sn1512; Calibrated: 2024/3/14
- Phantom: ELI V4.0_Right; Type: QD OVA 001 BB; Serial: TP:1025
- Measurement SW: DASY52, Version 52.10 (4);SEMCAD X Version 14.6.14 (7501)

Area Scan (81x151x1): Interpolated grid: dx=1.000 mm, dy=1.000 mm
Maximum value of SAR (interpolated) = 1.92 W/kg

Zoom Scan (8x8x7)/Cube 0: Measurement grid: dx=4mm, dy=4mm, dz=1.4mm
Reference Value = 3.534 V/m; Power Drift = -0.09 dB
Peak SAR (extrapolated) = 2.94 W/kg
SAR(1 g) = 0.879 W/kg; SAR(10 g) = 0.324 W/kg
Smallest distance from peaks to all points 3 dB below = 11.1 mm
Ratio of SAR at M2 to SAR at M1 = 67%
Maximum value of SAR (measured) = 1.90 W/kg

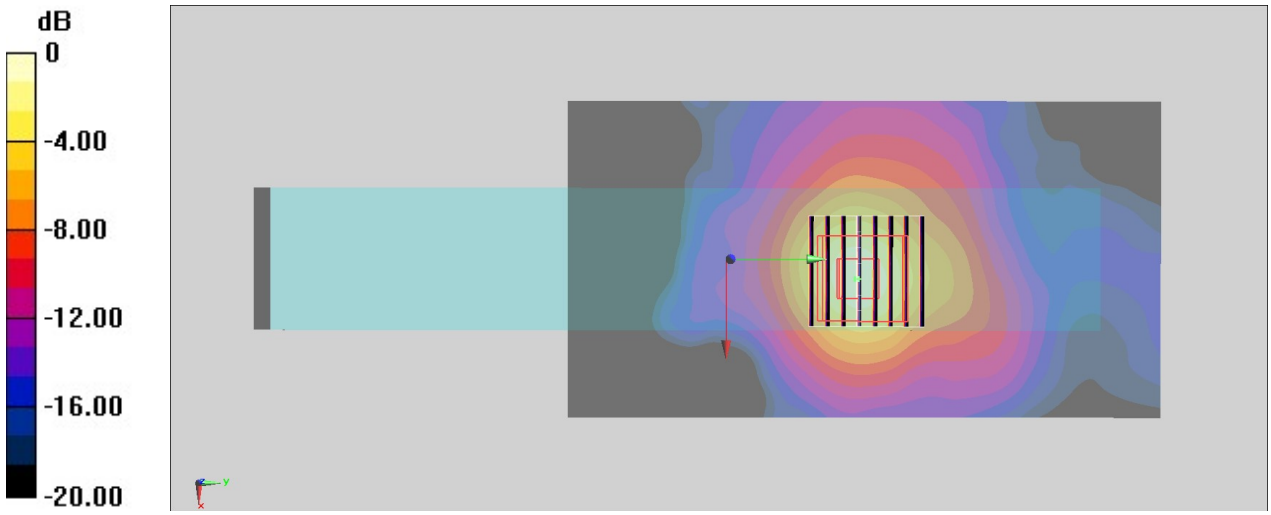

0 dB = 1.90 W/kg = 2.79 dBW/kg

Test Laboratory: Sporton International Inc. SAR/HAC Testing Lab Date: 2024/12/3

#23_WLAN5GHz_802.11ac-VHT80 MCS0_Left Side_10mm_Ch155

Communication System: UID 10544 - AAD, IEEE 802.11ac; Frequency: 5775 MHz
Medium: HSL_5G_241203 Medium parameters used: f = 5775 MHz; σ = 5.343 S/m; ε_r = 35.947; ρ = 1000 kg/m^3
Ambient Temperature：23.2 ℃; Liquid Temperature：22.2 ℃

DASY5 Configuration:
- Probe: EX3DV4 - SN3642; ConvF(4.03, 3.72, 4.8) @ 5775 MHz; Calibrated: 2024/4/25
- Sensor-Surface: 1.4mm (Mechanical Surface Detection)
- Electronics: DAE4 Sn1512; Calibrated: 2024/3/14
- Phantom: ELI V4.0_Right; Type: QD OVA 001 BB; Serial: TP:1025
- Measurement SW: DASY52, Version 52.10 (4);SEMCAD X Version 14.6.14 (7501)

Area Scan (81x151x1): Interpolated grid: dx=1.000 mm, dy=1.000 mm
Maximum value of SAR (interpolated) = 2.49 W/kg

Zoom Scan (9x9x7)/Cube 0: Measurement grid: dx=4mm, dy=4mm, dz=1.4mm
Reference Value = 9.665 V/m; Power Drift = 0.15 dB
Peak SAR (extrapolated) = 4.04 W/kg
SAR(1 g) = 1.11 W/kg; SAR(10 g) = 0.415 W/kg
Smallest distance from peaks to all points 3 dB below = 11.2 mm
Ratio of SAR at M2 to SAR at M1 = 64.3%
Maximum value of SAR (measured) = 2.51 W/kg

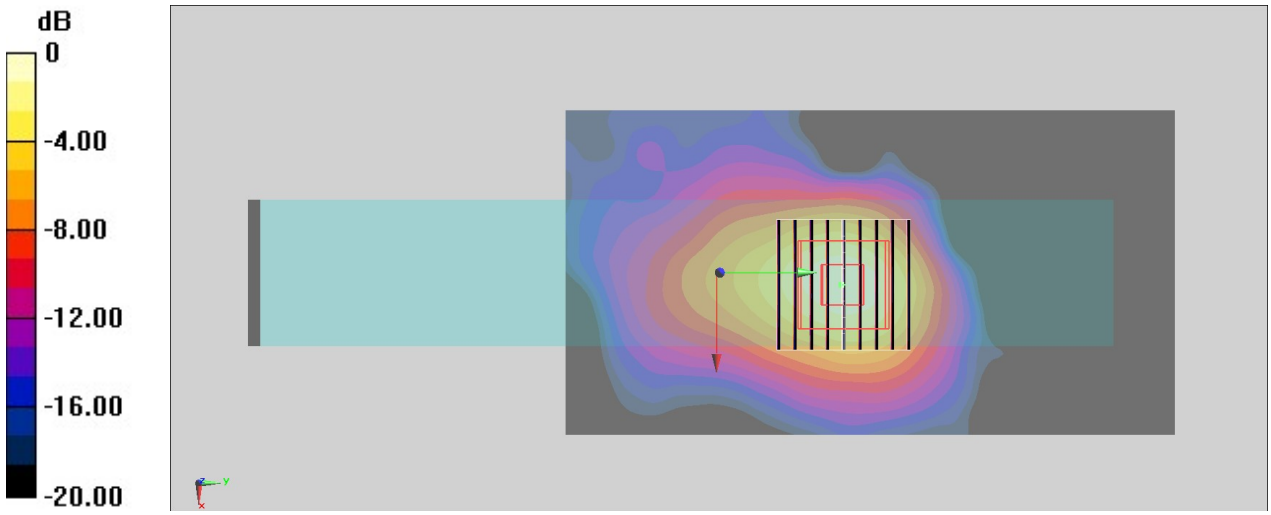

0 dB = 2.51 W/kg = 4.00 dBW/kg

Test Laboratory: Sporton International Inc. SAR/HAC Testing Lab Date: 2024/12/8

#24_Bluetooth_1Mbps_Right Side_10mm_Ch0

Communication System: UID 10032 - CAA, IEEE 802.15.1 Bluetooth ; Frequency: 2402 MHz
Medium: HSL_2450_241208 Medium parameters used : f = 2402 MHz; σ = 1.804 S/m; ε_r = 39.472; ρ = 1000 kg/m^3
Ambient Temperature：23.5 ℃; Liquid Temperature：22.5 ℃

DASY5 Configuration:
- Probe: EX3DV4 - SN3642; ConvF(7.51, 6.73, 8.77) @ 2402 MHz; Calibrated: 2024/4/25
- Sensor-Surface: 1.4mm (Mechanical Surface Detection)
- Electronics: DAE4 Sn1512; Calibrated: 2024/3/14
- Phantom: ELI V4.0_Right; Type: QD OVA 001 BB; Serial: TP:1025
- Measurement SW: DASY52, Version 52.10 (4);SEMCAD X Version 14.6.14 (7501)

Area Scan (121x241x1): Interpolated grid: dx=1.200 mm, dy=1.200 mm
Reference Value = 0 V/m; Power Drift = not measured
Fast SAR: SAR(1 g) = 0 W/kg; SAR(10 g) = 0 W/kg
Maximum value of SAR (interpolated) = 0 W/kg

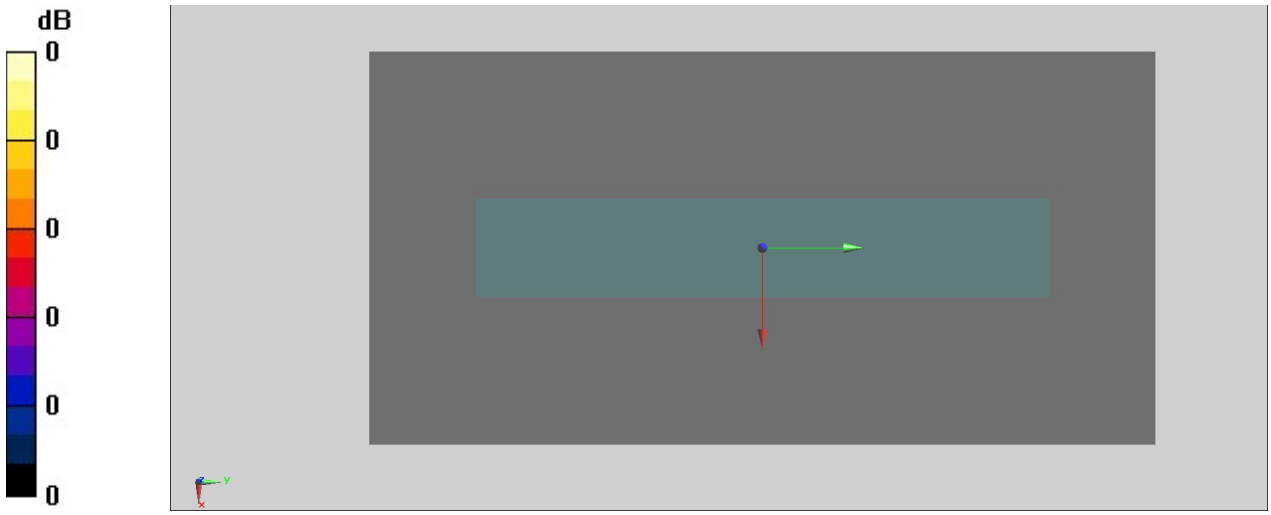

0 dB = 0 W/kg = -999.00 dBW/kg

Test Laboratory: Sporton International Inc. SAR/HAC Testing Lab Date: 2024/11/27

#25_WCDMA II Ant 1_RMC 12.2Kbps_Back_5mm_Ch9538

Communication System: UID 10011 - CAC, WCDMA; Frequency: 1907.6 MHz
Medium: HSL_1900_241127 Medium parameters used: f = 1908 MHz; σ = 1.409 S/m; ε_r = 39.446; ρ = 1000 kg/m^3
Ambient Temperature：23.5 ℃; Liquid Temperature：22.5 ℃

DASY5 Configuration:
- Probe: EX3DV4 - SN3642; ConvF(8.11, 7.21, 9.37) @ 1907.6 MHz; Calibrated: 2024/4/25
- Sensor-Surface: 1.4mm (Mechanical Surface Detection)
- Electronics: DAE4 Sn1696; Calibrated: 2024/9/3
- Phantom: ELI V4.0_Right; Type: QD OVA 001 BB; Serial: TP:1025
- Measurement SW: DASY52, Version 52.10 (4);SEMCAD X Version 14.6.14 (7501)

Area Scan (71x161x1): Interpolated grid: dx=1.500 mm, dy=1.500 mm
Maximum value of SAR (interpolated) = 1.50 W/kg

Zoom Scan (5x5x7)/Cube 0: Measurement grid: dx=8mm, dy=8mm, dz=5mm
Reference Value = 4.439 V/m; Power Drift = 0.16 dB
Peak SAR (extrapolated) = 1.68 W/kg
SAR(1 g) = 1.07 W/kg; SAR(10 g) = 0.614 W/kg
Smallest distance from peaks to all points 3 dB below = 12.8 mm
Ratio of SAR at M2 to SAR at M1 = 64.9%
Maximum value of SAR (measured) = 1.47 W/kg

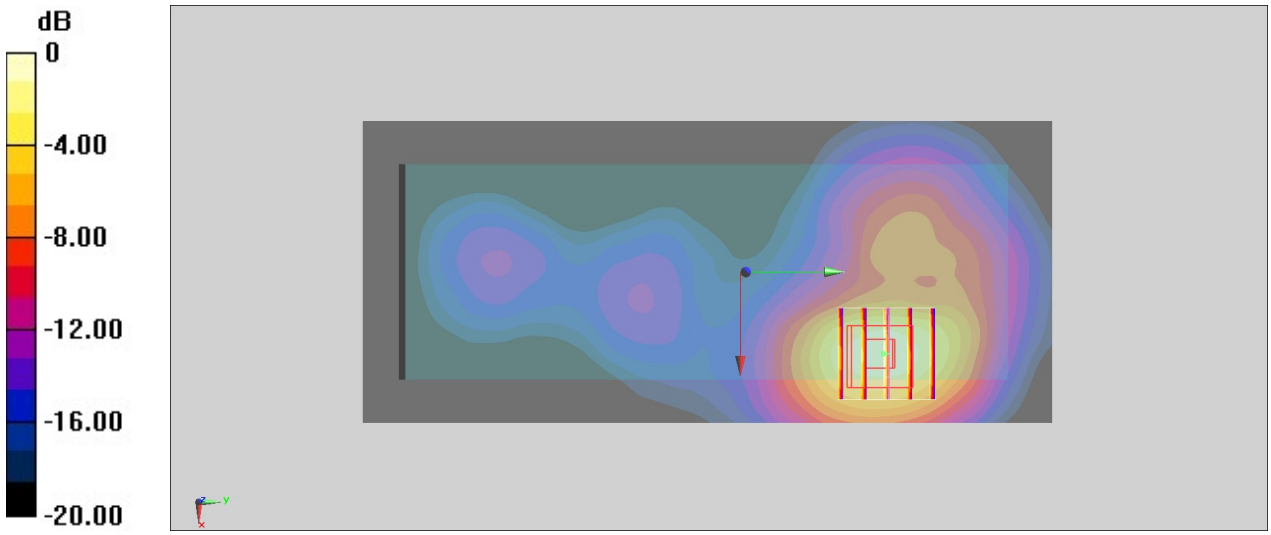

0 dB = 1.47 W/kg = 1.67 dBW/kg

Test Laboratory: Sporton International Inc. SAR/HAC Testing Lab Date: 2024/11/27

#26_WCDMA IV Ant 1_RMC 12.2Kbps_Back_5mm_Ch1312

Communication System: UID 10011 - CAC, WCDMA; Frequency: 1712.4 MHz
Medium: HSL_1750_241127 Medium parameters used: f = 1712.4 MHz; σ = 1.323 S/m; ε_r = 41.002; ρ = 1000 kg/m^3
Ambient Temperature：23.5 ℃; Liquid Temperature：22.5 ℃

DASY5 Configuration:
- Probe: EX3DV4 - SN3642; ConvF(8.15, 7.2, 9.41) @ 1712.4 MHz; Calibrated: 2024/4/25
- Sensor-Surface: 1.4mm (Mechanical Surface Detection)
- Electronics: DAE4 Sn1696; Calibrated: 2024/9/3
- Phantom: ELI V4.0_Right; Type: QD OVA 001 BB; Serial: TP:1025
- Measurement SW: DASY52, Version 52.10 (4);SEMCAD X Version 14.6.14 (7501)

Area Scan (71x161x1): Interpolated grid: dx=1.500 mm, dy=1.500 mm
Maximum value of SAR (interpolated) = 1.59 W/kg

Zoom Scan (5x5x7)/Cube 0: Measurement grid: dx=8mm, dy=8mm, dz=5mm
Reference Value = 4.203 V/m; Power Drift = -0.14 dB
Peak SAR (extrapolated) = 1.70 W/kg
SAR(1 g) = 1.09 W/kg; SAR(10 g) = 0.643 W/kg
Smallest distance from peaks to all points 3 dB below = 12.8 mm
Ratio of SAR at M2 to SAR at M1 = 65.6%
Maximum value of SAR (measured) = 1.50 W/kg

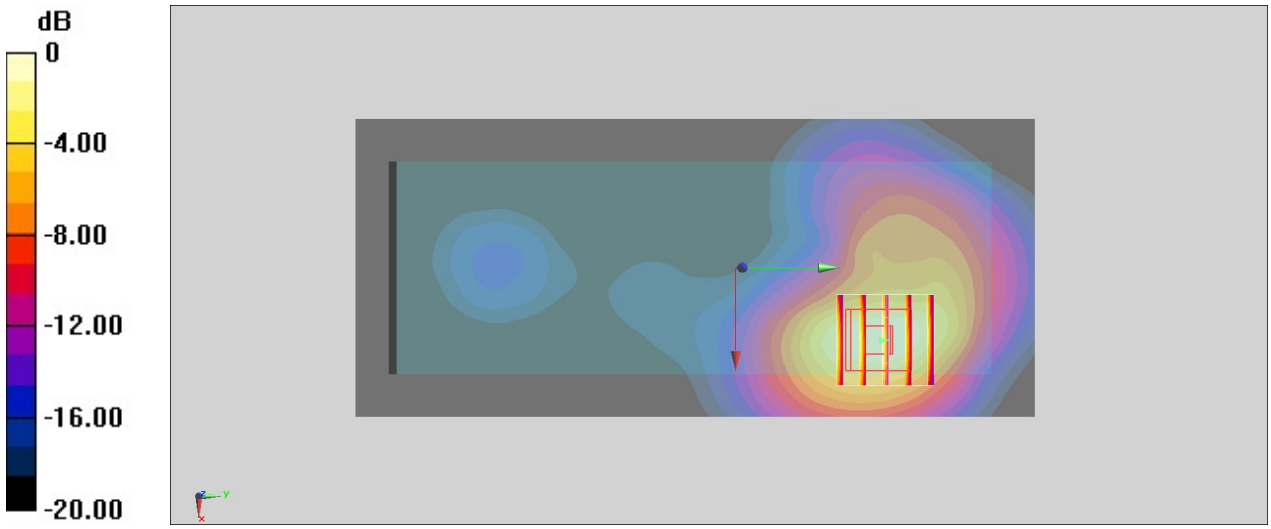

0 dB = 1.50 W/kg = 1.76 dBW/kg

Test Laboratory: Sporton International Inc. SAR/HAC Testing Lab Date: 2024/11/27

#27_WCDMA V Ant 1_RMC 12.2Kbps_Back_5mm_Ch4132

Communication System: UID 10011 - CAC, WCDMA; Frequency: 826.4 MHz
Medium: HSL_835_241127 Medium parameters used: f = 826.4 MHz; σ = 0.917 S/m;
ε_r = 42.031; ρ = 1000 kg/m^3
Ambient Temperature：23.5 ℃; Liquid Temperature：22.5 ℃

DASY5 Configuration:
- Probe: EX3DV4 - SN3642; ConvF(8.98, 7.57, 9.36) @ 826.4 MHz; Calibrated: 2024/4/25
- Sensor-Surface: 1.4mm (Mechanical Surface Detection)
- Electronics: DAE4 Sn1696; Calibrated: 2024/9/3
- Phantom: ELI V4.0_Right; Type: QD OVA 001 BB; Serial: TP:1025
- Measurement SW: DASY52, Version 52.10 (4);SEMCAD X Version 14.6.14 (7501)

Area Scan (71x161x1): Interpolated grid: dx=1.500 mm, dy=1.500 mm
Maximum value of SAR (interpolated) = 1.31 W/kg

Zoom Scan (5x5x7)/Cube 0: Measurement grid: dx=8mm, dy=8mm, dz=5mm
Reference Value = 11.18 V/m; Power Drift = -0.03 dB
Peak SAR (extrapolated) = 1.37 W/kg
SAR(1 g) = 0.886 W/kg; SAR(10 g) = 0.630 W/kg
Smallest distance from peaks to all points 3 dB below = 9.6 mm
Ratio of SAR at M2 to SAR at M1 = 66.3%
Maximum value of SAR (measured) = 1.15 W/kg

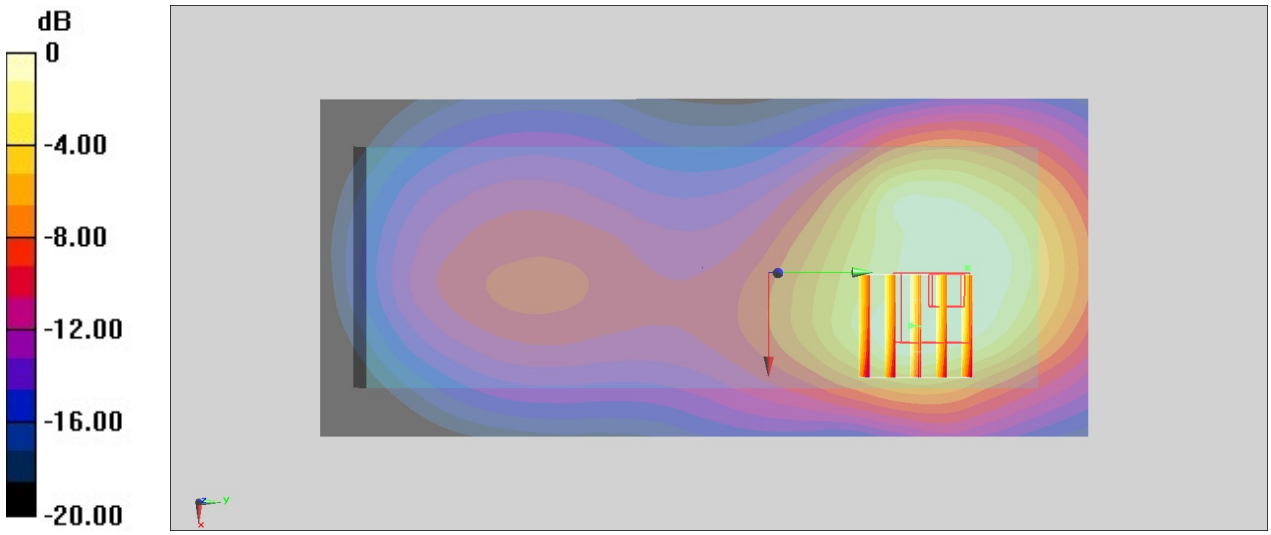

0 dB = 1.15 W/kg = 0.61 dBW/kg

Test Laboratory: Sporton International Inc. SAR/HAC Testing Lab Date: 2024/11/28

#28_LTE Band 2 Ant 1_20M_QPSK_1_0_Back_5mm_Ch18700

Communication System: UID 10169 - CAF, LTE-FDD; Frequency: 1860 MHz
Medium: HSL_1900_241128 Medium parameters used: f = 1860 MHz; σ = 1.395 S/m; ε_r = 39.178; ρ = 1000 kg/m^3
Ambient Temperature：23.7 ℃; Liquid Temperature：22.7 ℃

DASY5 Configuration:
- Probe: EX3DV4 - SN3642; ConvF(8.11, 7.21, 9.37) @ 1860 MHz; Calibrated: 2024/4/25
- Sensor-Surface: 1.4mm (Mechanical Surface Detection)
- Electronics: DAE4 Sn1696; Calibrated: 2024/9/3
- Phantom: ELI V4.0_Right; Type: QD OVA 001 BB; Serial: TP:1025
- Measurement SW: DASY52, Version 52.10 (4);SEMCAD X Version 14.6.14 (7501)

Area Scan (71x161x1): Interpolated grid: dx=1.500 mm, dy=1.500 mm
Maximum value of SAR (interpolated) = 1.77 W/kg

Zoom Scan (5x5x7)/Cube 0: Measurement grid: dx=8mm, dy=8mm, dz=5mm
Reference Value = 4.646 V/m; Power Drift = -0.08 dB
Peak SAR (extrapolated) = 1.80 W/kg
SAR(1 g) = 1.15 W/kg; SAR(10 g) = 0.672 W/kg
Smallest distance from peaks to all points 3 dB below = 11.3 mm
Ratio of SAR at M2 to SAR at M1 = 66.4%
Maximum value of SAR (measured) = 1.56 W/kg

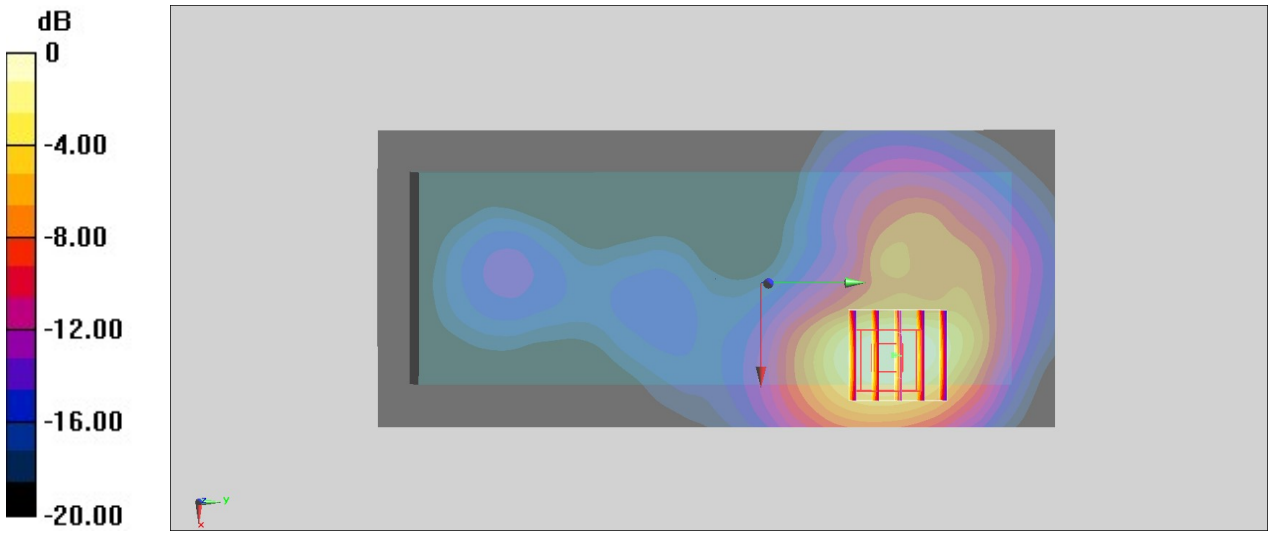

0 dB = 1.56 W/kg = 1.93 dBW/kg

Test Laboratory: Sporton International Inc. SAR/HAC Testing Lab Date: 2024/11/29

#29_LTE Band 7 Ant 5_20M_QPSK_1_0_Back_5mm_Ch20850

Communication System: UID 10169 - CAF, LTE-FDD ; Frequency: 2510 MHz
Medium: HSL_2600_241129 Medium parameters used: f = 2510 MHz; σ = 1.889 S/m; ε_r = 39.306; ρ = 1000 kg/m^3
Ambient Temperature：23.4 ℃; Liquid Temperature：22.4 ℃

DASY5 Configuration:
- Probe: EX3DV4 - SN3642; ConvF(7.04, 6.29, 8.17) @ 2510 MHz; Calibrated: 2024/4/25
- Sensor-Surface: 1.4mm (Mechanical Surface Detection)
- Electronics: DAE4 Sn1696; Calibrated: 2024/9/3
- Phantom: ELI V4.0_Right; Type: QD OVA 001 BB; Serial: TP:1025
- Measurement SW: DASY52, Version 52.10 (4);SEMCAD X Version 14.6.14 (7501)

Area Scan (91x201x1): Interpolated grid: dx=1.200 mm, dy=1.200 mm
Maximum value of SAR (interpolated) = 1.65 W/kg

Zoom Scan (7x7x7)/Cube 0: Measurement grid: dx=5mm, dy=5mm, dz=5mm
Reference Value = 12.10 V/m; Power Drift = -0.15 dB
Peak SAR (extrapolated) = 1.92 W/kg
SAR(1 g) = 1.07 W/kg; SAR(10 g) = 0.567 W/kg
Smallest distance from peaks to all points 3 dB below = 13.6 mm
Ratio of SAR at M2 to SAR at M1 = 56%
Maximum value of SAR (measured) = 1.62 W/kg

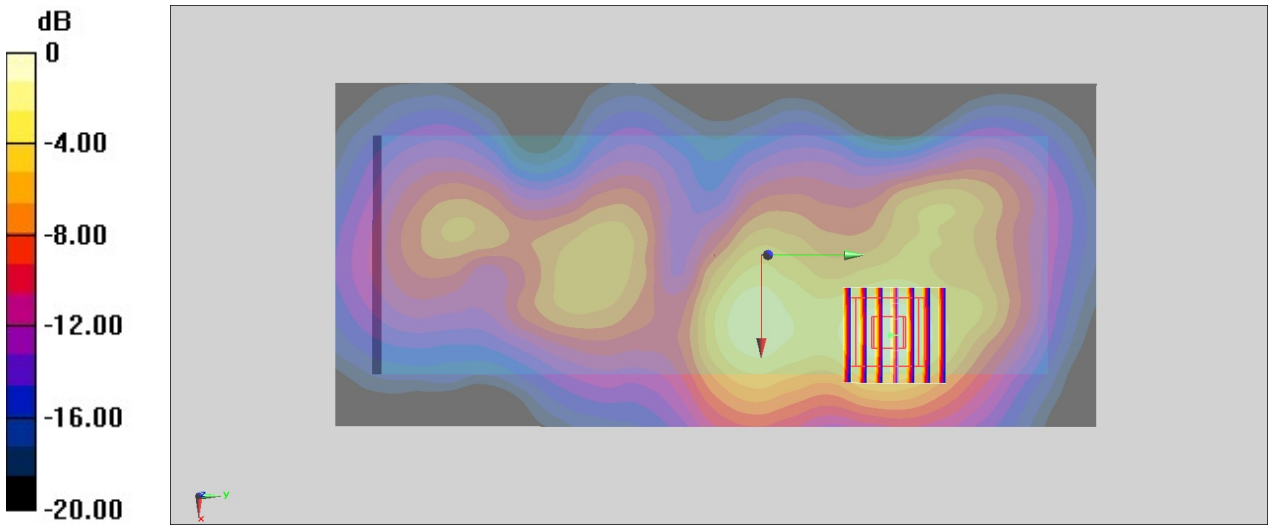

0 dB = 1.62 W/kg = 2.10 dBW/kg

Test Laboratory: Sporton International Inc. SAR/HAC Testing Lab Date: 2024/12/3

#30_LTE Band 12 Ant 1_10M_QPSK_1_0_Back_5mm_Ch23095

Communication System: UID 10175 - CAH, LTE-FDD; Frequency: 707.5 MHz
Medium: HSL_750_241203 Medium parameters used: f = 707.5 MHz; σ = 0.874 S/m; ε_r = 42.75; ρ = 1000 kg/m^3
Ambient Temperature：23.2 ℃; Liquid Temperature：22.2 ℃

DASY5 Configuration:
- Probe: EX3DV4 - SN3642; ConvF(8.96, 7.72, 10.3) @ 707.5 MHz; Calibrated: 2024/4/25
- Sensor-Surface: 1.4mm (Mechanical Surface Detection)
- Electronics: DAE4 Sn1696; Calibrated: 2024/9/3
- Phantom: ELI V4.0_Right; Type: QD OVA 001 BB; Serial: TP:1025
- Measurement SW: DASY52, Version 52.10 (4);SEMCAD X Version 14.6.14 (7501)

Area Scan (71x161x1): Interpolated grid: dx=1.500 mm, dy=1.500 mm
Maximum value of SAR (interpolated) = 0.707 W/kg

Zoom Scan (5x5x7)/Cube 0: Measurement grid: dx=8mm, dy=8mm, dz=5mm
Reference Value = 9.210 V/m; Power Drift = 0.02 dB
Peak SAR (extrapolated) = 0.816 W/kg
SAR(1 g) = 0.477 W/kg; SAR(10 g) = 0.321 W/kg
Smallest distance from peaks to all points 3 dB below = 12.8 mm
Ratio of SAR at M2 to SAR at M1 = 58.1%
Maximum value of SAR (measured) = 0.687 W/kg

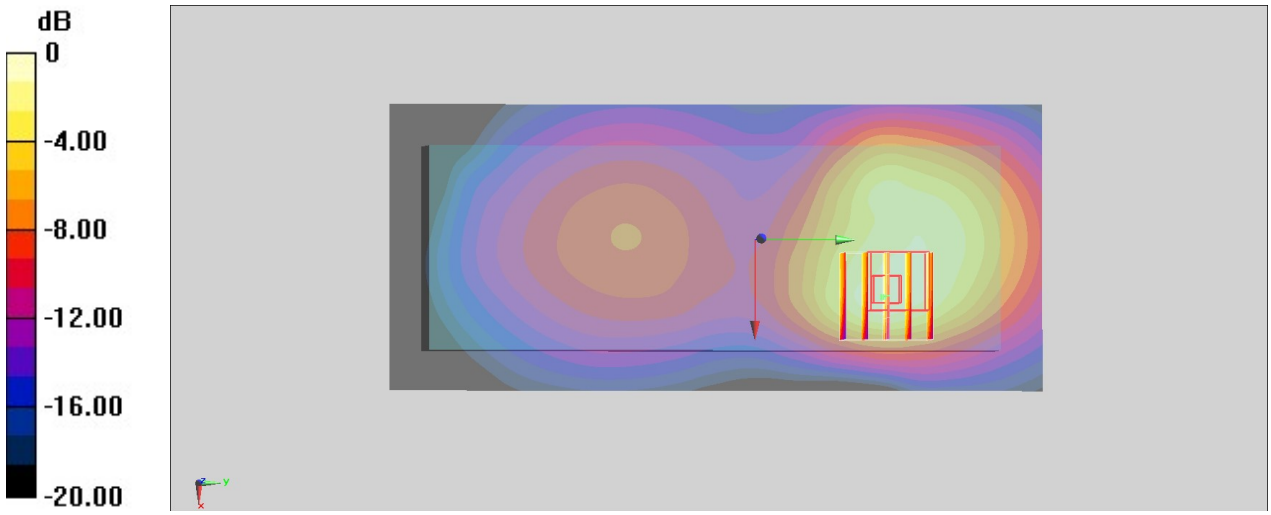

0 dB = 0.687 W/kg = -1.63 dBW/kg

Test Laboratory: Sporton International Inc. SAR/HAC Testing Lab Date: 2024/11/29

#31_LTE Band 26 Ant 1_15M_QPSK_1_0_Back_5mm_Ch26865

Communication System: UID 10181 - CAF, LTE-FDD ; Frequency: 831.5 MHz
Medium: HSL_835_241129 Medium parameters used : f = 831.5 MHz; σ = 0.926 S/m; ε_r = 42.149; ρ = 1000 kg/m^3
Ambient Temperature：23.4 ℃; Liquid Temperature：22.4 ℃

DASY5 Configuration:
- Probe: EX3DV4 - SN3642; ConvF(8.98, 7.57, 9.36) @ 831.5 MHz; Calibrated: 2024/4/25
- Sensor-Surface: 1.4mm (Mechanical Surface Detection)
- Electronics: DAE4 Sn1696; Calibrated: 2024/9/3
- Phantom: ELI V4.0_Right; Type: QD OVA 001 BB; Serial: TP:1025
- Measurement SW: DASY52, Version 52.10 (4);SEMCAD X Version 14.6.14 (7501)

Area Scan (71x161x1): Interpolated grid: dx=1.500 mm, dy=1.500 mm
Maximum value of SAR (interpolated) = 1.44 W/kg

Zoom Scan (5x5x7)/Cube 0: Measurement grid: dx=8mm, dy=8mm, dz=5mm
Reference Value = 11.48 V/m; Power Drift = 0.05 dB
Peak SAR (extrapolated) = 1.57 W/kg
SAR(1 g) = 0.971 W/kg; SAR(10 g) = 0.675 W/kg
Smallest distance from peaks to all points 3 dB below = 13.2 mm
Ratio of SAR at M2 to SAR at M1 = 61.4%
Maximum value of SAR (measured) = 1.36 W/kg

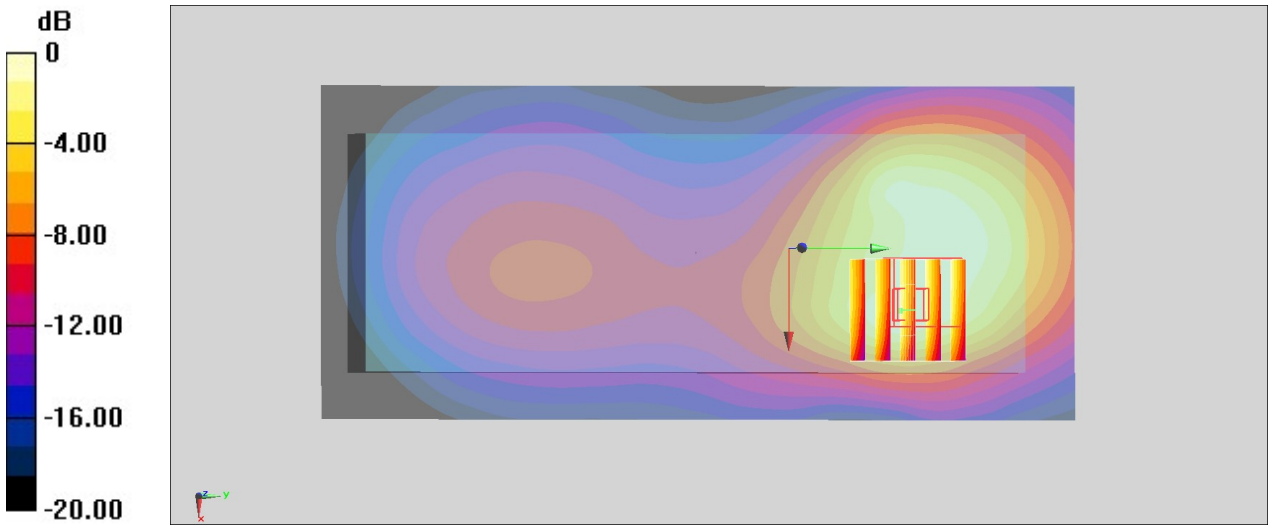

0 dB = 1.36 W/kg = 1.34 dBW/kg

Test Laboratory: Sporton International Inc. SAR/HAC Testing Lab Date: 2024/12/1

#32_LTE Band 66 Ant 1_20M_QPSK_1_0_Back_5mm_Ch132072

Communication System: UID 10169 - CAF, LTE-FDD; Frequency: 1720 MHz
Medium: HSL_1750_241201 Medium parameters used: f = 1720 MHz; σ = 1.344 S/m; ε_r = 40.884; ρ = 1000 kg/m^3
Ambient Temperature：23.5 ℃; Liquid Temperature：22.5 ℃

DASY5 Configuration:
- Probe: EX3DV4 - SN3642; ConvF(8.15, 7.2, 9.41) @ 1720 MHz; Calibrated: 2024/4/25
- Sensor-Surface: 1.4mm (Mechanical Surface Detection)
- Electronics: DAE4 Sn1696; Calibrated: 2024/9/3
- Phantom: ELI V4.0_Right; Type: QD OVA 001 BB; Serial: TP:1025
- Measurement SW: DASY52, Version 52.10 (4);SEMCAD X Version 14.6.14 (7501)

Area Scan (71x161x1): Interpolated grid: dx=1.500 mm, dy=1.500 mm
Maximum value of SAR (interpolated) = 1.33 W/kg

Zoom Scan (5x5x7)/Cube 0: Measurement grid: dx=8mm, dy=8mm, dz=5mm
Reference Value = 4.014 V/m; Power Drift = -0.09 dB
Peak SAR (extrapolated) = 1.51 W/kg
SAR(1 g) = 0.953 W/kg; SAR(10 g) = 0.561 W/kg
Smallest distance from peaks to all points 3 dB below = 12.2 mm
Ratio of SAR at M2 to SAR at M1 = 63.6%
Maximum value of SAR (measured) = 1.33 W/kg

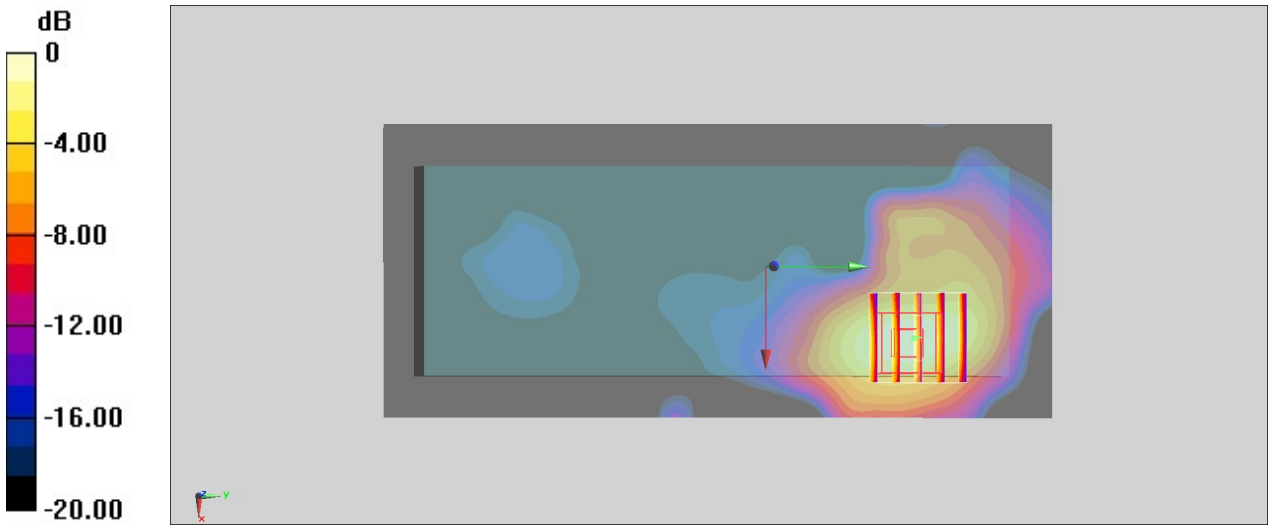

0 dB = 1.33 W/kg = 1.24 dBW/kg

Test Laboratory: Sporton International Inc. SAR/HAC Testing Lab Date: 2024/12/4

#33_LTE Band 71 Ant 1_20M_QPSK_1_0_Back_5mm_Ch133297

Communication System: UID 10169 - CAF, LTE-FDD; Frequency: 680.5 MHz
Medium: HSL_750_241204 Medium parameters used: f = 680.5 MHz; σ = 0.866 S/m; ε_r = 42.591; ρ = 1000 kg/m^3
Ambient Temperature：23.5 ℃; Liquid Temperature：22.5 ℃

DASY5 Configuration:
- Probe: EX3DV4 - SN3642; ConvF(8.96, 7.72, 10.3) @ 680.5 MHz; Calibrated: 2024/4/25
- Sensor-Surface: 1.4mm (Mechanical Surface Detection)
- Electronics: DAE4 Sn1696; Calibrated: 2024/9/3
- Phantom: ELI V4.0_Right; Type: QD OVA 001 BB; Serial: TP:1025
- Measurement SW: DASY52, Version 52.10 (4);SEMCAD X Version 14.6.14 (7501)

Area Scan (71x161x1): Interpolated grid: dx=1.500 mm, dy=1.500 mm
Maximum value of SAR (interpolated) = 0.393 W/kg

Zoom Scan (5x5x7)/Cube 0: Measurement grid: dx=8mm, dy=8mm, dz=5mm
Reference Value = 11.28 V/m; Power Drift = 0.02 dB
Peak SAR (extrapolated) = 0.475 W/kg
SAR(1 g) = 0.253 W/kg; SAR(10 g) = 0.160 W/kg
Smallest distance from peaks to all points 3 dB below = 11.2 mm
Ratio of SAR at M2 to SAR at M1 = 54%
Maximum value of SAR (measured) = 0.390 W/kg

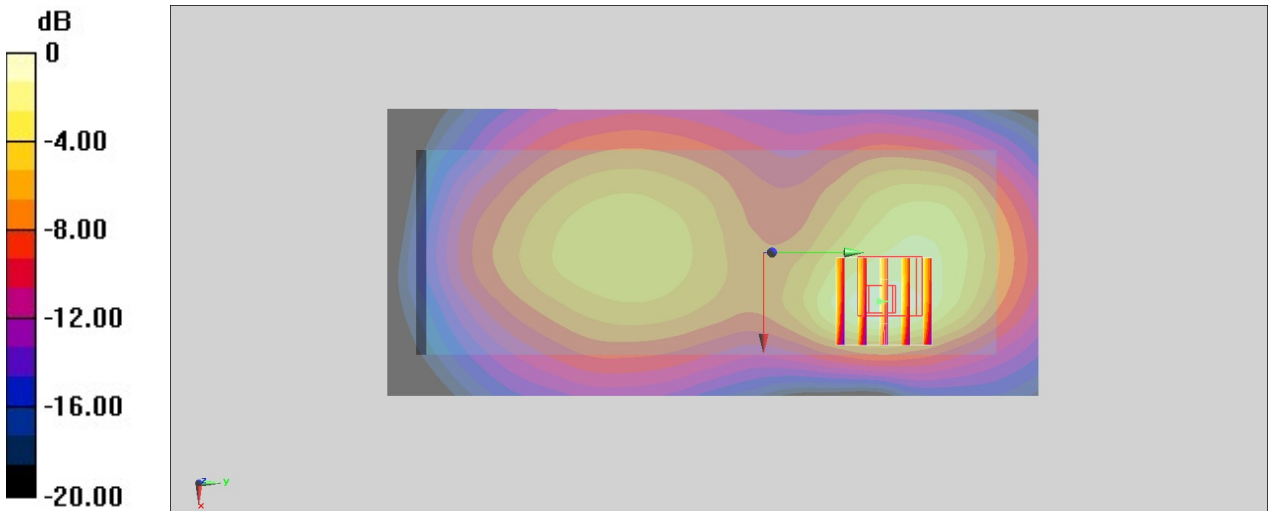

0 dB = 0.390 W/kg = -4.09 dBW/kg