FCC RADIO TEST REPORT

FCC ID	:	**UZ7MC930P**
Equipment	:	**Mobile computer**
Brand Name	:	**Zebra**
Model Name	:	**MC930P**
Applicant	:	**Zebra Technologies Corporation 1 Zebra Plaza, Holtsville, NY 11742**
Manufacturer	:	**Zebra Technologies Corporation 1 Zebra Plaza, Holtsville, NY 11742**
Standard	:	**FCC Part 15 Subpart E §15.407**

The product was received on Nov. 26, 2018 and testing was started from Nov. 27, 2018 and completed on Feb. 08, 2019. We, SPORTON INTERNATIONAL INC. EMC & Wireless Communications Laboratory, would like to declare that the tested sample has been evaluated in accordance with the test procedures and has been in compliance with the applicable technical standards.

The report must not be used by the client to claim product certification, approval, or endorsement by TAF or any agency of government.

The test results in this report apply exclusively to the tested model / sample. Without written approval of SPORTON INTERNATIONAL INC. EMC & Wireless Communications Laboratory, the test report shall not be reproduced except in full.

Jones Tsai

Approved by: Jones Tsai

SPORTON INTERNATIONAL INC. EMC & Wireless Communications Laboratory
No. 52, Huaya 1st Rd., Guishan Dist., Taoyuan City, Taiwan (R.O.C.)

Table of Contents

History of this test report **3**
Summary of Test Result **4**
1 General Description **5**
1.1 Product Feature of Equipment Under Test 5
1.2 Product Specification of Equipment Under Test 7
1.3 Modification of EUT 10
1.4 Testing Location 10
1.5 Applicable Standards 10
2 Test Configuration of Equipment Under Test **11**
2.1 Carrier Frequency and Channel 11
2.2 Test Mode 13
2.3 Connection Diagram of Test System 25
2.4 Support Unit used in test configuration and system 27
2.5 EUT Operation Test Setup 27
2.6 Measurement Results Explanation Example 27
3 Test Result **28**
3.1 26dB & 99% Occupied Bandwidth Measurement 28
3.2 Maximum Conducted Output Power Measurement 37
3.3 Power Spectral Density Measurement 47
3.4 Unwanted Emissions Measurement 57
3.5 AC Conducted Emission Measurement 63
3.6 Automatically Discontinue Transmission 65
3.7 Antenna Requirements 66
4 List of Measuring Equipment **68**
5 Uncertainty of Evaluation **70**
Appendix A. AC Conducted Emission Test Result
Appendix B. Radiated Spurious Emission
Appendix C. Radiated Spurious Emission Plots
Appendix D. Duty Cycle Plots
Appendix E. Setup Photographs

History of this test report

Report No.	Version	Description	Issued Date
FR8N2626E	01	Initial issue of report	Feb. 25, 2019

Summary of Test Result

Report Clause	Ref Std. Clause	Test Items	Result (PASS/FAIL)	Remark
3.1	15.403(i)	26dB Bandwidth	Pass	-
3.1	2.1049	99% Occupied Bandwidth	Reporting only	-
3.2	15.407(a)	Maximum Conducted Output Power	Pass	-
3.3	15.407(a)	Power Spectral Density	Pass	-
3.4	15.407(b)	Unwanted Emissions	Pass	Under limit 1.14 dB at 5559.680 MHz
3.5	15.207	AC Conducted Emission	Pass	Under limit 13.85 dB at 0.164 MHz
3.6	15.407(c)	Automatically Discontinue Transmission	Pass	-
3.7	15.203 15.407(a)	Antenna Requirement	Pass	-

Declaration of Conformity:
The test results with all measurement uncertainty excluded are presented in accordance with the regulation limits or requirements declared by manufacturers.
Comments and Explanations:
The declared of product specification for EUT presented in the report are provided by the manufacturer, and the manufacturer takes all the responsibilities for the accuracy of product specification.

Reviewed by: Wii Chang

Report Producer: Polly Tsai

1 General Description

1.1 Product Feature of Equipment Under Test

Product Feature	
Equipment	Mobile computer
Brand Name	Zebra
Model Name	MC930P
FCC ID	UZ7MC930P
Sample 1	EUT with SKU 3
Sample 2	EUT with SKU 4
Sample 3	EUT with SKU 5
Sample 4	EUT with SKU 6
Sample 5	EUT with SKU 7
EUT supports Radios application	NFC WLAN 11a/b/g/n HT20/HT40 WLAN 11ac VHT20/VHT40/VHT80 Bluetooth BR/EDR/LE
HW Version	EV1
SW Version	01-14-11.00-OG
FW Version	FUSION_QA_2_1.3.0.004_O
MFD	13NOV18
EUT Stage	Engineering Sample

Remark: The above EUT's information was declared by manufacturer.

Specification of Accessories				
Adapter (5V/2.5A)	**Brand Name**	Zebra	**Part Number**	PWR-WUA5V12W0US
USB-C Adapter	**Brand Name**	Zebra	**Part Number**	CBL-MC93-USBCHG-01
USB-C cable	**Brand Name**	Zebra	**Part Number**	CBL-TC2X-USBC-01
Std Battery	**Brand Name**	Zebra	**Part Number**	BT-000370-00
Fzr Battery	**Brand Name**	Zebra	**Part Number**	BT-000371-00
Holster	**Brand Name**	Zebra	**Part Number**	051607-79N1-18

<Sample Information>

Model Name	MC930P				
	SKU3	SKU4	SKU5	SKU6	SKU7
Organization / Function / Group	EV1a-G21	EV1a-G22	EV1a-G23	EV1a-F11	EV1a-F13
nm	G-2S-1D-53k	G-2S-2D-53k	G-2S-LRI-53k	G-1F-1D-53k	G-1F-LRI-53k
Product Number	MC930P-GSBDG4NA	MC930P-GSDDG4NA	MC930P-GSFDG4NA	MC930P-GFADG4NA	MC930P-GFEDG4NA
Form factor	Gun	Gun	Gun	Gun	Gun
Package/ Component Category	Pkg2	Pkg2	Pkg2	Pkg1 CS	Pkg 1 CS
NFC	YES	YES	YES	YES	YES
Vib	YES	YES	YES	YES	YES
Camera	YES	YES	YES	NO	NO
NI	NO	NO	NO	NO	NO
Side Trigger	NO	NO	NO	NO	NO
Display + TP Stackup	Option2	Option2	Option2	Option5	Option5
Scanner	SE965	SE4750SR	SE4850	SE965	SE4850
Battery	Std	Std	Std	Fzr	Fzr
Keyboard	53 Key	53 Key	53 Key	53 Key	53 Key
Build Date	Oct 2018	Oct 2018	Oct 2018	Nov 2018	Nov 2018

1.2 Product Specification of Equipment Under Test

Standards-related Product Specification	
Tx/Rx Frequency Range	5180 MHz ~ 5240 MHz 5260 MHz ~ 5320 MHz 5500 MHz ~ 5720 MHz
Maximum Output Power to Antenna <CDD Modes>	**<5180 MHz ~ 5240 MHz>** **<Ant. 1>** 802.11a : 21.38 dBm / 0.1374 W 802.11n HT20 : 20.73 dBm / 0.1183 W 802.11n HT40 : 18.94 dBm / 0.0783 W 802.11ac VHT20: 20.66 dBm / 0.1164 W 802.11ac VHT40: 18.93 dBm / 0.0782 W 802.11ac VHT80: 13.85 dBm / 0.0243 W **<Ant. 2>** 802.11a : 21.42 dBm / 0.1387 W 802.11n HT20 : 20.71 dBm / 0.1178 W 802.11n HT40 : 20.15 dBm / 0.1035 W 802.11ac VHT20: 20.68 dBm / 0.1169 W 802.11ac VHT40: 20.00 dBm / 0.1000 W 802.11ac VHT80: 17.72 dBm / 0.0592 W **MIMO <Ant. 1+2>** 802.11a : 20.60 dBm / 0.1148 W 802.11n HT20 : 21.19 dBm / 0.1315 W 802.11n HT40 : 21.78 dBm / 0.1507 W 802.11ac VHT20: 21.11 dBm / 0.1291 W 802.11ac VHT40: 21.73 dBm / 0.1500 W 802.11ac VHT80: 15.81 dBm / 0.0381 W
	<5260 MHz ~ 5320 MHz> **<Ant. 1>** 802.11a : 21.39 dBm / 0.1377 W 802.11n HT20 : 20.98 dBm / 0.1253 W 802.11n HT40 : 19.52 dBm / 0.0895 W 802.11ac VHT20: 20.94 dBm / 0.1242 W 802.11ac VHT40: 19.50 dBm / 0.0891 W 802.11ac VHT80: 14.57 dBm / 0.0286 W **<Ant. 2>** 802.11a : 21.53 dBm / 0.1422 W 802.11n HT20 : 21.01 dBm / 0.1262 W 802.11n HT40 : 20.34 dBm / 0.1081 W 802.11ac VHT20: 21.00 dBm / 0.1259 W 802.11ac VHT40: 20.19 dBm / 0.1045 W 802.11ac VHT80: 14.80 dBm / 0.0302 W **MIMO <Ant. 1+2>** 802.11a : 20.68 dBm / 0.1169 W 802.11n HT20 : 20.85 dBm / 0.1216 W 802.11n HT40 : 23.07 dBm / 0.2028 W 802.11ac VHT20: 20.80 dBm / 0.1202 W 802.11ac VHT40: 22.99 dBm / 0.1991 W 802.11ac VHT80: 14.67 dBm / 0.0293 W

Standards-related Product Specification	
Maximum Output Power to Antenna <CDD Modes>	**<5500 MHz ~ 5720 MHz>** **<Ant. 1>** 802.11a : 19.21 dBm / 0.0834 W 802.11n HT20 : 18.96 dBm / 0.0787 W 802.11n HT40 : 19.17 dBm / 0.0826 W 802.11ac VHT20: 18.92 dBm / 0.0780 W 802.11ac VHT40: 19.13 dBm / 0.0818 W 802.11ac VHT80: 18.84 dBm / 0.0766 W **<Ant. 2>** 802.11a : 19.21 dBm / 0.0834 W 802.11n HT20 : 19.16 dBm / 0.0824 W 802.11n HT40 : 19.12 dBm / 0.0817 W 802.11ac VHT20: 19.14 dBm / 0.0820 W 802.11ac VHT40: 19.09 dBm / 0.0811 W 802.11ac VHT80: 18.75 dBm / 0.0750 W **MIMO <Ant. 1+2>** 802.11a : 20.82 dBm / 0.1208 W 802.11n HT20 : 21.35 dBm / 0.1365 W 802.11n HT40 : 22.39 dBm / 0.1734 W 802.11ac VHT20: 21.34 dBm / 0.1361 W 802.11ac VHT40: 22.29 dBm / 0.1694 W 802.11ac VHT80: 21.90 dBm / 0.1549 W
Maximum Output Power to Antenna <TXBF Modes>	**<5180 MHz ~ 5240 MHz>** **MIMO <Ant. 1+2>** 802.11ac VHT20: 20.26 dBm / 0.1062 W 802.11ac VHT40: 22.26 dBm / 0.1683 W 802.11ac VHT80: 18.37 dBm / 0.0687 W **<5260 MHz ~ 5320 MHz>** **MIMO <Ant. 1+2>** 802.11ac VHT20: 19.96 dBm / 0.0991 W 802.11ac VHT40: 22.41 dBm / 0.1742 W 802.11ac VHT80: 17.96 dBm / 0.0625 W **<5500 MHz ~ 5720 MHz>** **MIMO <Ant. 1+2>** 802.11ac VHT20: 20.51 dBm / 0.1125 W 802.11ac VHT40: 22.91 dBm / 0.1954 W 802.11ac VHT80: 21.76 dBm / 0.1500 W

Standards-related Product Specification	
99% Occupied Bandwidth <CDD Modes>	**<Ant. 1>** 802.11a : 17.58 MHz 802.11n HT20 : 18.43 MHz 802.11n HT40 : 36.66 MHz 802.11ac VHT80 : 76.60 MHz **<Ant. 2>** 802.11a : 17.83 MHz 802.11n HT20 : 18.28 MHz 802.11n HT40 : 36.66 MHz 802.11ac VHT80 : 76.24 MHz **MIMO <Ant. 1>** 802.11a : 16.88 MHz 802.11n HT20 : 17.98 MHz 802.11n HT40 : 36.66 MHz 802.11ac VHT80 : 76.24 MHz **MIMO <Ant. 2>** 802.11a : 16.68 MHz 802.11n HT20 : 17.88 MHz 802.11n HT40 : 36.56 MHz 802.11ac VHT80 : 76.24 MHz
99% Occupied Bandwidth <TXBF Modes>	**MIMO <Ant. 1>** 802.11n VHT20 : 17.98 MHz 802.11n VHT40 : 36.86 MHz 802.11ac VHT80 : 76.96 MHz **MIMO <Ant. 2>** 802.11n VHT20 : 17.88 MHz 802.11n VHT40 : 36.66 MHz 802.11ac VHT80 : 76.84 MHz
Antenna Type / Gain	**<5180 MHz ~ 5240 MHz>** **Ant. 1 :** Patch Antenna with gain 4.52 dBi **Ant. 2 :** Patch Antenna with gain 3.12 dBi **<5260 MHz ~ 5320 MHz>** **Ant. 1 :** Patch Antenna with gain 4.12 dBi **Ant. 2 :** Patch Antenna with gain 3.92 dBi **<5500 MHz ~ 5720 MHz>** **Ant. 1 :** Patch Antenna with gain 2.88 dBi **Ant. 2 :** Patch Antenna with gain 3.92 dBi
Type of Modulation	802.11a/n : OFDM (BPSK/QPSK/16QAM/64QAM) 802.11ac : OFDM (BPSK/QPSK/16QAM/64QAM/256QAM)
Antenna Function Description	

	Ant. 1	Ant. 2
802.11 a/n/ac	V	V
802.11 a/n/ac MIMO	V	V
802.11 ac TXBF	V	V

Note: MIMO Ant. 1+2 is a calculated result from sum of the power MIMO Ant. 1 and MIMO Ant. 2.

1.3 Modification of EUT

No modifications are made to the EUT during all test items.

1.4 Testing Location

Test Site	SPORTON INTERNATIONAL INC.		
Test Site Location	No.52, Huaya 1st Rd., Guishan Dist., Taoyuan City, Taiwan (R.O.C.) TEL: +886-3-327-3456 FAX: +886-3-328-4978		
Test Site No.	**Sporton Site No.**		
	TH05-HY	CO05-HY	03CH07-HY

Note: The test site complies with ANSI C63.4 2014 requirement.

FCC Designation No. TW1190

1.5 Applicable Standards

According to the specifications of the manufacturer, the EUT must comply with the requirements of the following standards:

- FCC Part 15 Subpart E
- FCC KDB 789033 D02 General UNII Test Procedures New Rules v02r01.
- FCC KDB 414788 D01 Radiated Test Site v01r01.
- FCC KDB 662911 D01 Multiple Transmitter Output v02r01.
- ANSI C63.10-2013

Remark:

1. All test items were verified and recorded according to the standards and without any deviation during the test.
2. This EUT has also been tested and complied with the requirements of FCC Part 15, Subpart B, recorded in a separate test report.

2 Test Configuration of Equipment Under Test

a. The EUT has been associated with peripherals and configuration operated in a manner tended to maximize its emission characteristics in a typical application. Frequency range investigated: conduction emission (150 kHz to 30 MHz), radiation emission (9 kHz to the 10th harmonic of the highest fundamental frequency or to 40 GHz, whichever is lower). For radiated measurement, pre-scanned in three orthogonal panels, X, Y, Z. The worst cases (Z plane) were recorded in this report.

b. AC power line Conducted Emission was tested under maximum output power.

2.1 Carrier Frequency and Channel

Frequency Band	Channel	Freq. (MHz)	Channel	Freq. (MHz)
5150-5250 MHz Band 1 (U-NII-1)	36	5180	44	5220
	38*	5190	46*	5230
	40	5200	48	5240
	42#	5210		

Frequency Band	Channel	Freq. (MHz)	Channel	Freq. (MHz)
5250-5350 MHz Band 2 (U-NII-2A)	52	5260	60	5300
	54*	5270	62*	5310
	56	5280	64	5320
	58#	5290		

Frequency Band	Channel	Freq. (MHz)	Channel	Freq. (MHz)
5470-5725 MHz Band 3 (U-NII-2C)	100	5500	112	5560
	102*	5510	116	5580
	104	5520	132	5660
	106#	5530	134*	5670
	108	5540	136	5680
	110*	5550	140	5700

Frequency Band	Channel	Freq. (MHz)	Channel	Freq. (MHz)
TDWR Channel	118*	5590	124	5620
	120	5600	126*	5630
	122#	5610	128	5640

Frequency Band	Channel	Freq. (MHz)	Channel	Freq. (MHz)
Straddle Channel	138#	5690	144	5720
	142*	5710		

Note:

1. The above Frequency and Channel in "*" were 802.11n HT40 and 802.11ac VHT40.
2. The above Frequency and Channel in "#" were 802.11ac VHT80.

2.2 Test Mode

Final test modes are considering the modulation and worse data rates as below table.

Single Mode

Modulation	Data Rate
802.11a	6 Mbps
802.11n HT20	MCS0
802.11n HT40	MCS0
802.11ac VHT20 (Covered by HT20)	MCS0
802.11ac VHT40 (Covered by HT40)	MCS0
802.11ac VHT80	MCS0

MIMO Mode

Modulation	Data Rate
802.11a	6 Mbps
802.11n HT20	MCS0
802.11n HT40	MCS0
802.11ac VHT20 (Covered by HT20)	MCS0
802.11ac VHT40 (Covered by HT40)	MCS0
802.11ac VHT80	MCS0

TXBF Mode

Modulation	Data Rate
802.11ac VHT20	MCS0
802.11ac VHT40	MCS0
802.11ac VHT80	MCS0

Test Cases	
AC Conducted Emission	Mode 1 : WLAN (5GHz) Link + MP3 Play + Keypad (53) + Scan + Std Battery + USB-C Adapter + USB-C Cable + Data Link with Notebook (Notebook to SD Card) for Sample 2
Remark: For Radiated Test Cases, the tests were performed with Std Battery and Sample 1.	

Ch. #		Band I：5150-5250 MHz	Band II：5250-5350 MHz	Band III：5470-5725MHz
		802.11a	802.11a	802.11a
L	Low	36	52	100
M	Middle	44	60	116
H	High	48	64	140
Straddle		-	-	144

Ch. #		Band I：5150-5250 MHz	Band II：5250-5350 MHz	Band III：5470-5725MHz
		802.11n HT20	802.11n HT20	802.11n HT20
L	Low	36	52	100
M	Middle	44	60	116
H	High	48	64	140
Straddle		-	-	144

Ch. #		Band I：5150-5250 MHz	Band II：5250-5350 MHz	Band III：5470-5725MHz
		802.11n HT40	802.11n HT40	802.11n HT40
L	Low	38	54	102
M	Middle	-	-	110
H	High	46	62	134
Straddle		-	-	142

Ch. #		Band I：5150-5250 MHz	Band II：5250-5350 MHz	Band III：5470-5725MHz
		802.11ac VHT80	802.11ac VHT80	802.11ac VHT80
L	Low	-	-	106
M	Middle	42	58	122
H	High	-	-	-
Straddle		-	-	138

<CDD Mode>

<Ant. 1>

802.11a RF Output Power (dBm)										
Power vs. Channel			Power vs Data Rate							
Channel	Frequency (MHz)	Data Rate (bps) 6M	Channel	Data Rate (bps) 9M	12M	18M	24M	36M	48M	54M
Duty Cycle (%)		95.75		94.30	92.60	89.60	86.70	82.00	77.50	75.60
CH 036	5180	17.69	CH 048	20.70	20.70	20.70	20.60	20.50	20.40	20.40
CH 044	5220	20.89								
CH 048	5240	**21.38**								
CH 052	5260	**21.39**	CH 052	21.20	21.20	21.10	21.00	21.00	21.10	21.10
CH 060	5300	20.58								
CH 064	5320	20.09								
CH 100	5500	**19.21**	CH 100	19.20	19.10	19.20	19.10	18.90	19.00	19.00
CH 116	5580	18.81								
CH 140	5700	18.05								
*CH 144	5720	18.70								

Note: The above Frequency and Channel in "*" were straddle Channel.

802.11n HT20 RF Output Power (dBm)										
Power vs. Channel			Power vs Data Rate							
Channel	Frequency (MHz)	MCS Index MCS0	Channel	MCS Index MCS1	MCS2	MCS3	MCS4	MCS5	MCS6	MCS7
Duty Cycle (%)		95.45		92.00	89.00	86.10	81.20	77.00	75.30	73.80
CH 036	5180	17.50	CH 044	20.60	20.50	20.50	20.10	20.20	20.20	20.10
CH 044	5220	**20.73**								
CH 048	5240	20.69								
CH 052	5260	20.71	CH 060	20.80	20.60	20.60	20.30	20.30	20.30	20.32
CH 060	5300	**20.98**								
CH 064	5320	19.00								
CH 100	5500	**18.96**	CH 100	18.90	18.80	18.80	18.90	18.90	18.90	18.90
CH 116	5580	18.61								
CH 140	5700	17.41								
*CH 144	5720	18.58								

Note: The above Frequency and Channel in "*" were straddle Channel.

802.11n HT40 RF Output Power (dBm)										
Power vs. Channel			Power vs Data Rate							
Channel	Frequency (MHz)	MCS Index	Channel	MCS Index						
		MCS0		MCS1	MCS2	MCS3	MCS4	MCS5	MCS6	MCS7
Duty Cycle (%)		92.54		85.70	80.70	76.70	70.00	65.40	63.10	61.30
CH 038	5190	14.45	CH 046	18.90	18.90	18.80	18.80	18.90	18.80	18.80
CH 046	5230	**18.94**								
CH 054	5270	**19.52**	CH 054	19.50	19.40	19.40	19.30	19.40	19.40	19.30
CH 062	5310	16.42								
CH 102	5510	18.02	CH 110	19.1	19.1	19.1	19.1	19.1	19.1	19.1
CH 110	5550	**19.17**								
CH 134	5670	18.80								
*CH 142	5710	18.80								

Note: The above Frequency and Channel in "*" were straddle Channel.

802.11ac VHT20 RF Output Power (dBm)											
Power vs. Channel			Power vs Data Rate								
Channel	Frequency (MHz)	MCS Index	Channel	MCS Index							
		MCS0		MCS1	MCS2	MCS3	MCS4	MCS5	MCS6	MCS7	MCS8
Duty Cycle (%)		95.48		92.10	89.00	86.40	81.50	77.60	75.80	74.00	71.30
CH 036	5180	17.43	CH 048	20.40	20.40	20.40	20.00	20.10	20.10	20.00	20.10
CH 044	5220	20.61									
CH 048	5240	**20.66**									
CH 052	5260	20.68	CH 060	20.70	20.50	20.50	20.20	20.20	20.20	20.20	20.20
CH 060	5300	**20.94**									
CH 064	5320	18.98									
CH 100	5500	**18.92**	CH 100	18.80	18.70	18.70	18.80	18.80	18.80	18.80	18.80
CH 116	5580	18.56									
CH 140	5700	17.40									
*CH 144	5720	18.48									

Note: The above Frequency and Channel in "*" were straddle Channel.

802.11ac VHT40 RF Output Power (dBm)												
Power vs. Channel			Power vs Data Rate									
Channel	Frequency (MHz)	MCS Index	Channel	MCS Index								
		MCS0		MCS1	MCS2	MCS3	MCS4	MCS5	MCS6	MCS7	MCS8	MCS9
Duty Cycle (%)		91.22		85.80	80.90	76.80	70.40	66.00	64.10	62.10	59.10	58.30
CH 038	5190	14.43	CH 046	18.9	18.9	18.8	18.8	18.9	18.8	18.8	18.8	18.8
CH 046	5230	**18.93**										
CH 054	5270	**19.50**	CH 054	19.4	19.4	19.4	19.3	19.4	19.4	19.3	19.3	19.3
CH 062	5310	16.41										
CH 102	5510	18.01	CH 110	19.1	19.1	19.1	19.1	19.1	19.1	19.1	19	19
CH 110	5550	**19.13**										
CH 134	5670	18.78										
*CH 142	5710	18.74										

Note: The above Frequency and Channel in "*" were straddle Channel.

802.11ac VHT80 RF Output Power (dBm)												
Power vs. Channel			Power vs Data Rate									
Channel	Frequency (MHz)	MCS Index	Channel	MCS Index								
		MCS0		MCS1	MCS2	MCS3	MCS4	MCS5	MCS6	MCS7	MCS8	MCS9
Duty Cycle (%)		85.39		75.80	69.60	64.50	58.30	54.40	52.30	51.10	48.40	46.80
CH 042	5210	**13.85**	CH 042	13.80	13.80	13.80	13.80	13.60	13.50	13.50	13.50	13.50
CH 058	5290	**14.57**	CH 058	14.50	14.50	14.50	14.50	14.30	14.20	14.20	14.20	14.20
CH 106	5530	16.97	CH 122	18.40	18.50	18.40	18.30	18.30	18.30	18.30	18.30	18.30
CH 122	5610	**18.84**										
*CH 138	5690	18.55										

Note: The above Frequency and Channel in "*" were straddle Channel.

<Ant. 2>

802.11a RF Output Power (dBm)										
Power vs. Channel			Power vs Data Rate							
Channel	Frequency (MHz)	Data Rate (bps)	Channel	Data Rate (bps)						
		6M		9M	12M	18M	24M	36M	48M	54M
Duty Cycle (%)		95.75		94.30	92.50	89.60	86.80	81.90	77.50	75.70
CH 036	5180	19.57	CH 048	21.40	21.30	21.20	21.10	21.10	21.20	21.20
CH 044	5220	21.30								
CH 048	5240	**21.42**								
CH 052	5260	21.44	CH 060	21.50	21.50	21.50	21.30	21.40	21.40	21.40
CH 060	5300	**21.53**								
CH 064	5320	20.62								
CH 100	5500	**19.21**	CH 100	19.10	19.10	19.20	19.10	19.10	19.10	19.10
CH 116	5580	18.77								
CH 140	5700	18.71								
*CH 144	5720	18.70								

Note: The above Frequency and Channel in "*" were straddle Channel.

802.11n HT20 RF Output Power (dBm)										
Power vs. Channel			Power vs Data Rate							
Channel	Frequency (MHz)	MCS Index	Channel	MCS Index						
		MCS0		MCS1	MCS2	MCS3	MCS4	MCS5	MCS6	MCS7
Duty Cycle (%)		95.94		92.00	89.00	86.10	81.20	77.00	75.40	73.90
CH 036	5180	19.38	CH 048	20.70	20.70	20.70	20.30	20.30	20.30	20.30
CH 044	5220	20.57								
CH 048	5240	**20.71**								
CH 052	5260	20.74	CH 064	21.00	21.00	21.00	20.60	20.60	20.60	20.60
CH 060	5300	20.94								
CH 064	5320	**21.01**								
CH 100	5500	**19.16**	CH 100	19.00	19.10	19.10	18.80	18.80	18.80	18.80
CH 116	5580	18.57								
CH 140	5700	18.55								
*CH 144	5720	18.60								

Note: The above Frequency and Channel in "*" were straddle Channel.

802.11n HT40 RF Output Power (dBm)											
Power vs. Channel			Power vs Data Rate								
Channel	Frequency (MHz)	MCS Index	Channel	MCS Index							
		MCS0		MCS1	MCS2	MCS3	MCS4	MCS5	MCS6	MCS7
Duty Cycle (%)		91.63		85.60	80.70	76.60	70.00	65.50	63.60	61.60
CH 038	5190	17.26	CH 046	20.10	20.10	20.10	20.00	20.00	20.00	19.90
CH 046	5230	**20.15**								
CH 054	5270	**20.34**	CH 054	20.30	20.20	20.20	20.20	20.20	20.20	20.20
CH 062	5310	16.27								
CH 102	5510	17.87	CH 110	19.10	19.10	19.10	19.10	19.10	19.10	19.10
CH 110	5550	**19.12**								
CH 134	5670	18.75								
*CH 142	5710	18.86								

Note: The above Frequency and Channel in "*" were straddle Channel.

802.11ac VHT20 RF Output Power (dBm)											
Power vs. Channel			Power vs Data Rate								
Channel	Frequency (MHz)	MCS Index	Channel	MCS Index							
		MCS0		MCS1	MCS2	MCS3	MCS4	MCS5	MCS6	MCS7	MCS8
Duty Cycle (%)		95.48		92.10	89.00	86.20	81.40	77.50	75.40	74.00	71.30
CH 036	5180	19.36	CH 048	20.60	20.60	20.60	20.20	20.20	20.20	20.20	20.20
CH 044	5220	20.56									
CH 048	5240	**20.68**									
CH 052	5260	20.73	CH 064	20.90	20.90	20.90	20.50	20.50	20.50	20.50	20.50
CH 060	5300	20.86									
CH 064	5320	**21.00**									
CH 100	5500	**19.14**	CH 100	18.90	19.00	19.00	18.70	18.70	18.70	18.70	18.70
CH 116	5580	18.55									
CH 140	5700	18.51									
*CH 144	5720	18.51									

Note: The above Frequency and Channel in "*" were straddle Channel.

802.11ac VHT40 RF Output Power (dBm)												
Power vs. Channel			Power vs Data Rate									
Channel	Frequency (MHz)	MCS Index	Channel	MCS Index								
		MCS0		MCS1	MCS2	MCS3	MCS4	MCS5	MCS6	MCS7	MCS8	MCS9
Duty Cycle (%)		92.12		85.90	80.80	76.80	70.60	66.10	64.30	62.20	59.20	58.30
CH 038	5190	17.22	CH 046	19.9	19.9	19.9	19.8	19.8	19.8	19.6	19.6	19.6
CH 046	5230	**20.00**										
CH 054	5270	**20.19**	CH 054	20.1	20	20	20	20	20	20	20	20
CH 062	5310	16.24										
CH 102	5510	17.78	CH 110	18.9	18.9	18.9	18.9	18.9	18.9	18.9	18.9	18.9
CH 110	5550	**19.09**										
CH 134	5670	18.73										
*CH 142	5710	18.82										

Note: The above Frequency and Channel in "*" were straddle Channel.

802.11ac VHT80 RF Output Power (dBm)												
Power vs. Channel			Power vs Data Rate									
Channel	Frequency (MHz)	MCS Index	Channel	MCS Index								
		MCS0		MCS1	MCS2	MCS3	MCS4	MCS5	MCS6	MCS7	MCS8	MCS9
Duty Cycle (%)		85.39		75.70	69.70	64.90	58.40	54.40	52.20	51.20	48.40	47.10
CH 042	5210	**17.72**	CH 042	17.20	17.20	17.20	17.20	17.30	17.20	17.30	17.20	17.20
CH 058	5290	**14.80**	CH 058	14.40	14.40	14.40	14.50	14.60	14.50	14.50	14.50	14.50
CH 106	5530	16.57	CH 122	18.30	18.40	18.40	18.20	18.40	18.30	18.30	18.30	18.30
CH 122	5610	**18.75**										
*CH 138	5690	18.64										

Note: The above Frequency and Channel in "*" were straddle Channel.

MIMO <Ant. 1+2>

802.11a RF Output Power (dBm)										
Power vs. Channel			Power vs Data Rate							
Channel	Frequency (MHz)	Data Rate (bps)	Channel	Data Rate (bps)						
		6M		9M	12M	18M	24M	36M	48M	54M
Duty Cycle (%)										
CH 036	5180	20.57	CH 044	20.56	20.56	20.56	20.46	20.56	20.56	20.51
CH 044	5220	**20.60**								
CH 048	5240	20.55								
CH 052	5260	**20.68**	CH 052	20.61	20.66	20.61	20.51	20.41	20.61	20.61
CH 060	5300	20.29								
CH 064	5320	20.33								
CH 100	5500	20.73	CH 116	20.81	20.76	20.76	20.76	20.76	20.71	20.81
CH 116	5580	**20.82**								
CH 140	5700	19.55								
*CH 144	5720	20.72								

Note: The above Frequency and Channel in "*" were straddle Channel.

802.11n HT20 RF Output Power (dBm)										
Power vs. Channel			Power vs Data Rate							
Channel	Frequency (MHz)	MCS Index	Channel	MCS Index						
		MCS0		MCS1	MCS2	MCS3	MCS4	MCS5	MCS6	MCS7
Duty Cycle (%)										
CH 036	5180	20.43	CH 048	20.86	21.06	21.01	20.66	20.66	20.71	20.61
CH 044	5220	21.07								
CH 048	5240	**21.19**								
CH 052	5260	20.64	CH 064	20.76	20.81	20.81	20.66	20.66	20.61	20.61
CH 060	5300	20.78								
CH 064	5320	**20.85**								
CH 100	5500	**21.35**	CH 100	21.31	21.31	21.31	21.11	21.11	21.11	21.06
CH 116	5580	21.28								
CH 140	5700	17.93								
*CH 144	5720	21.33								

Note: The above Frequency and Channel in "*" were straddle Channel.

802.11n HT40 RF Output Power (dBm)										
Power vs. Channel			Power vs Data Rate							
Channel	Frequency (MHz)	MCS Index	Channel	MCS Index						
		MCS0		MCS1	MCS2	MCS3	MCS4	MCS5	MCS6	MCS7
Duty Cycle (%)										
CH 038	5190	17.03	CH 046	21.76	21.76	21.71	21.76	21.76	21.76	21.71
CH 046	5230	**21.78**								
CH 054	5270	**23.07**	CH 054	22.91	22.86	22.91	22.86	22.91	22.81	22.81
CH 062	5310	17.29								
CH 102	5510	20.40	CH 110	22.36	22.36	22.36	22.36	22.36	22.36	22.36
CH 110	5550	**22.39**								
CH 134	5670	21.39								
*CH 142	5710	21.88								

Note: The above Frequency and Channel in "*" were straddle Channel.

802.11ac VHT20 RF Output Power (dBm)											
Power vs. Channel			Power vs Data Rate								
Channel	Frequency (MHz)	MCS Index	Channel	MCS Index							
		MCS0		MCS1	MCS2	MCS3	MCS4	MCS5	MCS6	MCS7	MCS8
Duty Cycle (%)											
CH 036	5180	20.39	CH 048	20.76	20.96	20.91	20.56	20.56	20.61	20.51	20.51
CH 044	5220	21.05									
CH 048	5240	**21.11**									
CH 052	5260	20.59	CH 064	20.66	20.71	20.71	20.56	20.56	20.51	20.51	20.51
CH 060	5300	20.76									
CH 064	5320	**20.80**									
CH 100	5500	**21.34**	CH 100	21.21	21.21	21.21	21.06	21.01	21.01	20.96	20.96
CH 116	5580	21.21									
CH 140	5700	17.91									
*CH 144	5720	21.30									

Note: The above Frequency and Channel in "*" were straddle Channel.

802.11ac VHT40 RF Output Power (dBm)												
Power vs. Channel			Power vs Data Rate									
Channel	Frequency (MHz)	MCS Index	Channel	MCS Index								
Duty Cycle (%)		MCS0		MCS1	MCS2	MCS3	MCS4	MCS5	MCS6	MCS7	MCS8	MCS9
CH 038	5190	16.99	CH 046	21.66	21.66	21.61	21.66	21.66	21.66	21.61	21.61	21.61
CH 046	5230	**21.73**										
CH 054	5270	**22.99**	CH 054	22.81	22.76	22.81	22.76	22.81	22.71	22.71	22.71	22.71
CH 062	5310	17.27										
CH 102	5510	20.30	CH 110	22.26	22.26	22.26	22.26	22.26	22.26	22.26	22.26	22.26
CH 110	5550	**22.29**										
CH 134	5670	21.37										
*CH 142	5710	21.83										

Note: The above Frequency and Channel in "*" were straddle Channel.

802.11ac VHT80 RF Output Power (dBm)												
Power vs. Channel			Power vs Data Rate									
Channel	Frequency (MHz)	MCS Index	Channel	MCS Index								
Duty Cycle (%)		MCS0		MCS1	MCS2	MCS3	MCS4	MCS5	MCS6	MCS7	MCS8	MCS9
CH 042	5210	**15.81**	CH 042	15.77	15.77	15.77	15.76	15.77	15.76	15.76	15.76	15.76
CH 058	5290	**14.67**	CH 058	14.31	14.36	14.26	14.36	14.51	14.36	14.36	14.36	14.36
CH 106	5530	17.37	CH 122	21.51	21.56	21.51	21.41	21.46	21.41	21.46	21.41	21.51
CH 122	5610	**21.90**										
*CH 138	5690	21.69										

Note: The above Frequency and Channel in "*" were straddle Channel.

<TXBF Mode>

MIMO <Ant. 1+2>

802.11ac VHT20 RF Output Power (dBm)											
Power vs. Channel			Power vs Data Rate								
Channel	Frequency (MHz)	MCS Index	Channel	MCS Index							
		MCS0		MCS1	MCS2	MCS3	MCS4	MCS5	MCS6	MCS7	MCS8
Duty Cycle (%)											
CH 036	5180	19.81	CH 044	20.16	20.21	19.97	19.81	19.76	19.71	19.77	19.71
CH 044	5220	**20.26**									
CH 048	5240	20.21									
CH 052	5260	19.71	CH 060	19.91	19.86	19.71	19.61	19.51	19.46	19.46	19.51
CH 060	5300	**19.96**									
CH 064	5320	**19.96**									
CH 100	5500	**20.51**	CH 100	20.46	20.16	20.16	20.06	20.01	19.91	20.01	20.01
CH 116	5580	19.81									
CH 140	5700	18.16									
*CH 144	5720	19.66									

Note: The above Frequency and Channel in "*" were straddle Channel.

802.11ac VHT40 RF Output Power (dBm)												
Power vs. Channel			Power vs Data Rate									
Channel	Frequency (MHz)	MCS Index	Channel	MCS Index								
		MCS0		MCS1	MCS2	MCS3	MCS4	MCS5	MCS6	MCS7	MCS8	MCS9
Duty Cycle (%)												
CH 038	5190	17.76	CH 046	21.87	21.87	21.81	21.81	21.71	21.71	21.66	21.61	21.46
CH 046	5230	**22.26**										
CH 054	5270	**22.41**	CH 054	22.26	22.31	22.31	22.26	22.26	22.21	22.31	22.26	22.36
CH 062	5310	18.76										
CH 102	5510	20.31	CH 142	22.86	22.21	22.26	22.21	22.31	22.26	22.16	22.31	22.16
CH 110	5550	22.36										
CH 134	5670	20.56										
*CH 142	5710	**22.91**										

Note: The above Frequency and Channel in "*" were straddle Channel.

802.11ac VHT80 RF Output Power (dBm)												
Power vs. Channel			Power vs Data Rate									
Channel	Frequency (MHz)	MCS Index	Channel	MCS Index								
Duty Cycle (%)		MCS0		MCS1	MCS2	MCS3	MCS4	MCS5	MCS6	MCS7	MCS8	MCS9
CH 042	5210	**18.37**	CH 042	18.02	18.01	18.07	18.06	**18.12**	18.07	**18.12**	17.76	17.56
CH 058	5290	**17.96**	CH 058	17.66	17.71	17.71	17.76	17.91	17.81	17.86	17.66	17.71
CH 106	5530	19.66	CH 122	21.51	21.61	21.61	21.46	21.46	21.46	21.46	21.36	21.31
CH 122	5610	**21.76**										
*CH 138	5690	21.61										

Note: The above Frequency and Channel in "*" were straddle Channel.

2.3 Connection Diagram of Test System

< WLAN Tx Mode >

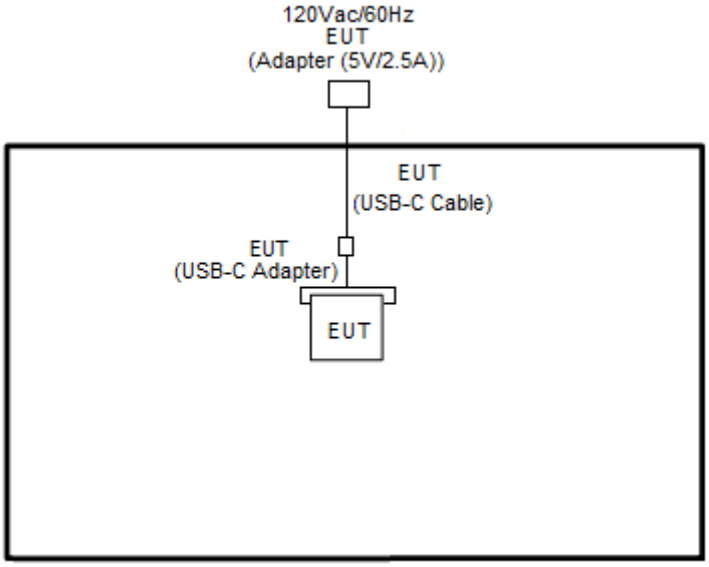

<WLAN TXBF Mode>

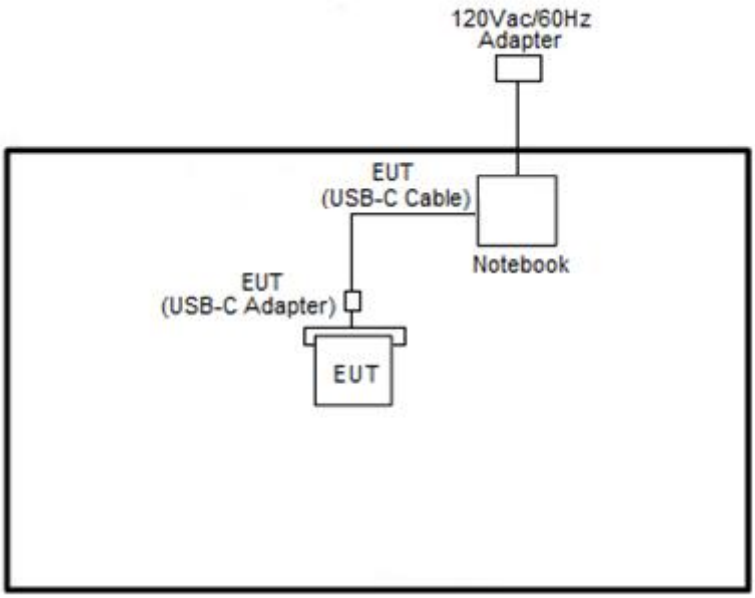

<AC Conducted Emission Mode>

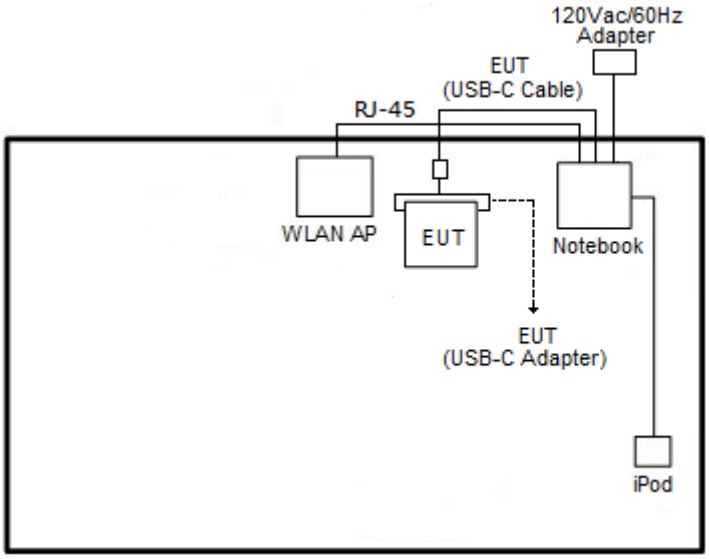

2.4 Support Unit used in test configuration and system

Item	Equipment	Trade Name	Model Name	FCC ID	Data Cable	Power Cord
1.	WLAN AP	ASUS	RT-AC66U	MSQ-RTAC66U	N/A	Unshielded, 1.8 m
2.	SD Card	SanDisk	MicroSD HC	FCC DoC	N/A	N/A
3.	iPod	Apple	A1285	FCC DoC	Shielded, 1.0 m	N/A
4.	Notebook	DELL	Latitude E6320	FCC DoC/ Contains FCC ID: QDS-BRCM1054	N/A	AC I/P: Unshielded, 1.2 m DC O/P: Shielded, 1.8 m
5.	Notebook	DELL	Latitude E3340	FCC DoC/ Contains FCC ID: PD97260NGU	N/A	AC I/P: Unshielded, 1.2 m DC O/P: Shielded, 1.8 m
6.	Notebook	DELL	P79G	FCC DoC	N/A	AC I/P: Unshielded, 1.2 m DC O/P: Shielded, 1.8 m

2.5 EUT Operation Test Setup

The RF test items, utility “QRCT” was installed in Notebook which was programmed in order to make the EUT get into the engineering modes to provide channel selection, power level, data rate and the application type and for continuous transmitting signals.

For TXBF mode, the modulation modes and data rates manipulated by the command lines in the engineering program made the EUT link to another EUT by power under the normal operation. The “ADB” software tool was used to enable the EUT to transmit signals continuously.

2.6 Measurement Results Explanation Example

For all conducted test items:

The offset level is set in the spectrum analyzer to compensate the RF cable loss and attenuator factor between EUT conducted output port and spectrum analyzer. With the offset compensation, the spectrum analyzer reading level is exactly the EUT RF output level.

Example :

The spectrum analyzer offset is derived from RF cable loss and attenuator factor.

Offset = RF cable loss + attenuator factor.

Following shows an offset computation example with cable loss 4.2 dB and 10dB attenuator.

Offset(dB) = RF cable loss(dB) + attenuator factor(dB).

= 4.2 + 10 = 14.2 (dB)

3 Test Result

3.1 26dB & 99% Occupied Bandwidth Measurement

3.1.1 Description of 26dB & 99% Occupied Bandwidth

This section is for reporting purpose only.

There is no restriction limits for bandwidth.

For Straddle Channel, according to KDB 789033 D02 General UNII Test Procedures New Rules v02r01, if the power and PSD of the devices are uniform and comply with the lower limits specified for the U-NII-2 bands, a single measurement over the entire emission bandwidth can be performed to show compliance.

3.1.2 Measuring Instruments

See list of measuring equipment of this test report.

3.1.3 Test Procedures

1. The testing follows FCC KDB 789033 D02 General UNII Test Procedures New Rules v02r01. Section C) Emission bandwidth
2. Set RBW = approximately 1% of the emission bandwidth.
3. Set the VBW > RBW.
4. Detector = Peak.
5. Trace mode = max hold
6. Measure the maximum width of the emission that is 26 dB down from the peak of the emission. Compare this with the RBW setting of the analyzer. Readjust RBW and repeat measurement as needed until the RBW/EBW ratio is approximately 1%.
7. For 99% Bandwidth Measurement, the spectrum analyzer's resolution bandwidth (RBW) is set 1-5% of the emission bandwidth and set the Video bandwidth (VBW) ≥ 3 * RBW.
8. Measure and record the results in the test report.

3.1.4 Test Setup

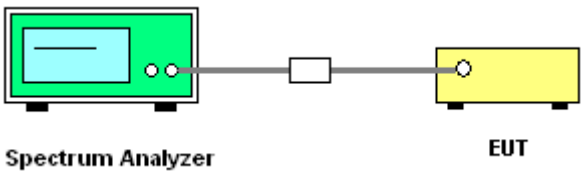

3.1.5 Test Result of 26dB & 99% Occupied Bandwidth

Test Engineer :	Kai Liao, Allen Lin, and Luffy Lin	Temperature :	21~25℃
		Relative Humidity :	51~54%

<CDD Mode>

Band I												
Mod.	Data Rate	NTX	CH.	Freq. (MHz)	99% Bandwidth (MHz)		26 dB Bandwidth (MHz)		IC 99% Bandwidth Power Limit (dBm)		IC 99% Bandwidth EIRP Limit (dBm)	
					Ant 1	Ant 2	Ant 1	Ant 2	Ant 1	Ant 2	Ant 1	Ant 2
11a	6Mbps	1	36	5180	16.83	16.83	24.88	25.52	-		22.26	22.26
11a	6Mbps	1	44	5220	17.03	17.78	26.92	31.27	-		22.31	22.50
11a	6Mbps	1	48	5240	17.48	17.83	30.22	31.02	-		22.43	22.51
HT20	MCS0	1	36	5180	17.93	18.03	25.67	26.62	-		22.54	22.56
HT20	MCS0	1	44	5220	18.23	18.23	29.02	29.22	-		22.61	22.61
HT20	MCS0	1	48	5240	18.23	18.23	28.72	29.17	-		22.61	22.61
HT40	MCS0	1	38	5190	36.56	36.56	41.90	41.54	-		23.01	23.01
HT40	MCS0	1	46	5230	36.56	36.66	41.72	41.63	-		23.01	23.01
VHT80	MCS0	1	42	5210	76.12	**76.24**	**84.08**	83.60	-		23.01	23.01
11a	6Mbps	2	36	5180	16.73	16.63	24.63	24.13	-		22.21	
11a	6Mbps	2	44	5220	16.78	16.68	24.88	23.48	-		22.22	
11a	6Mbps	2	48	5240	16.78	16.63	24.68	24.13	-		22.21	
HT20	MCS0	2	36	5180	17.88	17.83	25.43	24.58	-		22.51	
HT20	MCS0	2	44	5220	17.88	17.88	25.77	24.98	-		22.52	
HT20	MCS0	2	48	5240	17.93	17.78	25.77	24.88	-		22.50	
HT40	MCS0	2	38	5190	36.56	36.56	41.81	42.26	-		23.01	
HT40	MCS0	2	46	5230	36.56	36.46	41.72	41.63	-		23.01	
VHT80	MCS0	2	42	5210	76.12	76.12	83.60	83.44	-		23.01	

Band II														
Mod.	Data Rate	NTX	CH.	Freq. (MHz)	99% Bandwidth (MHz)		26 dB Bandwidth (MHz)		IC 99% Bandwidth Power Limit (dBm)		IC 99% Bandwidth EIRP Limit (dBm)		FCC 26dB Bandwidth Power Limit (dBm)	
					Ant 1	Ant 2	Ant 1	Ant 2	Ant 1	Ant 2	Ant 1	Ant 2	Ant 1	Ant 2
11a	6Mbps	1	52	5260	17.58	17.73	29.62	31.02	23.45	23.49	29.45	29.49	23.98	23.98
11a	6Mbps	1	60	5300	17.03	17.68	26.02	30.97	23.31	23.48	29.31	29.48	23.98	23.98
11a	6Mbps	1	64	5320	16.98	16.98	25.77	25.72	23.30	23.30	29.30	29.30	23.98	23.98
HT20	MCS0	1	52	5260	18.28	18.23	29.32	28.92	23.62	23.61	29.62	29.61	23.98	23.98
HT20	MCS0	1	60	5300	18.43	18.28	31.12	28.97	23.66	23.62	29.66	29.62	23.98	23.98
HT20	MCS0	1	64	5320	17.98	18.28	26.42	29.22	23.55	23.62	29.55	29.62	23.98	23.98
HT40	MCS0	1	54	5270	36.56	36.56	41.63	41.81	23.98	23.98	30.00	30.00	23.98	23.98
HT40	MCS0	1	62	5310	36.56	36.56	41.81	41.81	23.98	23.98	30.00	30.00	23.98	23.98
VHT80	MCS0	1	58	5290	76.12	76.24	**84.08**	83.76	23.98	23.98	30.00	30.00	23.98	23.98
11a	6Mbps	2	52	5260	16.78	16.63	26.62	24.63	23.21		29.21		23.98	
11a	6Mbps	2	60	5300	16.68	16.63	24.43	23.68	23.21		29.21		23.98	
11a	6Mbps	2	64	5320	16.73	16.63	24.58	23.28	23.21		29.21		23.98	
HT20	MCS0	2	52	5260	17.93	17.78	25.92	24.83	23.50		29.50		23.98	
HT20	MCS0	2	60	5300	17.93	17.78	26.17	25.03	23.50		29.50		23.98	
HT20	MCS0	2	64	5320	17.93	17.78	25.82	24.89	23.50		29.50		23.98	
HT40	MCS0	2	54	5270	36.66	36.56	41.81	41.99	23.98		30.00		23.98	
HT40	MCS0	2	62	5310	36.66	36.46	42.08	41.90	23.98		30.00		23.98	
VHT80	MCS0	2	58	5290	**76.24**	**76.24**	**84.08**	83.44	23.98		30.00		23.98	

Band III																
Mod.	Data Rate	NTX	CH.	Freq. (MHz)	99% Bandwidth In U-NII 2C (MHz)		26 dB Bandwidth In U-NII 2C (MHz)		IC 99% Bandwidth Power Limit (dBm)		IC 99% Bandwidth EIRP Limit (dBm)		FCC 26dB Bandwidth Power Limit (dBm)		6 dB Bandwidth for Straddle Channel (MHz)	
					Ant 1	Ant 2	Ant 1	Ant 2	Ant 1	Ant 2	Ant 1	Ant 2	Ant 1	Ant 2	Ant 1	Ant 2
11a	6Mbps	1	100	5500	16.88	16.83	25.08	24.63	23.27	23.26	29.27	29.26	23.98	23.98	----	----
11a	6Mbps	1	116	5580	16.88	16.78	25.77	24.68	23.27	23.25	29.27	29.25	23.98	23.98	----	----
11a	6Mbps	1	140	5700	16.98	16.93	25.62	25.43	23.30	23.29	29.30	29.29	23.98	23.98	----	----
11a	6Mbps	1	144	5720	13.44	13.39	17.69	17.64	22.28	22.27	28.28	28.27	23.48	23.46	2.593	2.743
HT20	MCS0	1	100	5500	17.98	17.93	25.65	26.62	23.55	23.54	29.55	29.54	23.98	23.98	----	----
HT20	MCS0	1	116	5580	17.98	17.88	25.82	25.67	23.55	23.52	29.55	29.52	23.98	23.98	----	----
HT20	MCS0	1	140	5700	18.03	18.03	26.22	25.97	23.56	23.56	29.56	29.56	23.98	23.98	----	----
HT20	MCS0	1	144	5720	13.99	13.99	18.89	17.69	22.46	22.46	28.46	28.46	23.76	23.48	3.391	2.592
HT40	MCS0	1	102	5510	36.56	36.56	41.72	41.90	23.98	23.98	30.00	30.00	23.98	23.98	----	----
HT40	MCS0	1	110	5550	36.56	36.56	41.63	41.72	23.98	23.98	30.00	30.00	23.98	23.98	----	----
HT40	MCS0	1	134	5670	36.66	36.56	41.81	41.99	23.98	23.98	30.00	30.00	23.98	23.98	----	----
HT40	MCS0	1	142	5710	33.18	33.28	36.04	35.95	23.98	23.98	30.00	30.00	23.98	23.98	3.18	2.623
VHT80	MCS0	1	106	5530	76.24	76.24	83.92	83.76	23.98	23.98	30.00	30.00	23.98	23.98	----	----
VHT80	MCS0	1	122	5610	**76.60**	76.24	**84.24**	**84.24**	23.98	23.98	30.00	30.00	23.98	23.98	----	----
VHT80	MCS0	1	138	5690	73.00	72.88	77.68	76.72	23.98	23.98	30.00	30.00	23.98	23.98	2.56	2.56

Band III																
Mod.	Data Rate	NTX	CH.	Freq. (MHz)	99% Bandwidth In U-NII 2C (MHz)		26 dB Bandwidth In U-NII 2C (MHz)		IC 99% Bandwidth Power Limit (dBm)		IC 99% Bandwidth EIRP Limit (dBm)		FCC 26dB Bandwidth Power Limit (dBm)		6 dB Bandwidth for Straddle Channel (MHz)	
					Ant 1	Ant 2	Ant 1	Ant 2	Ant 1	Ant 2	Ant 1	Ant 2	Ant 1	Ant 2	Ant 1	Ant 2
11a	6Mbps	2	100	5500	16.78	16.58	24.83	24.13	23.20		29.20		23.98		----	----
11a	6Mbps	2	116	5580	16.83	16.58	25.28	24.28	23.20		29.20		23.98		----	----
11a	6Mbps	2	140	5700	16.88	16.68	24.68	24.38	23.22		29.22		23.98		----	----
11a	6Mbps	2	144	5720	13.44	13.34	17.34	16.79	22.25		28.25		23.25		2.543	2.543
HT20	MCS0	2	100	5500	17.88	17.83	25.87	24.98	23.51		29.51		23.98		----	----
HT20	MCS0	2	116	5580	17.98	17.83	26.82	25.33	23.51		29.51		23.98		----	----
HT20	MCS0	2	140	5700	17.83	17.83	25.52	24.98	23.51		29.51		23.98		----	----
HT20	MCS0	2	144	5720	13.94	13.91	17.69	17.54	22.43		28.43		23.44		3.391	3.141
HT40	MCS0	2	102	5510	36.66	36.46	41.54	41.99	23.98		30.00		23.98		----	----
HT40	MCS0	2	110	5550	36.56	36.46	41.81	41.81	23.98		30.00		23.98		----	----
HT40	MCS0	2	134	5670	36.46	36.46	42.08	41.99	23.98		30.00		23.98		----	----
HT40	MCS0	2	142	5710	33.28	33.18	35.86	36.04	23.98		30.00		23.98		3.18	2.58
VHT80	MCS0	2	106	5530	76.24	76.24	**84.24**	84.08	23.98		30.00		23.98		----	----
VHT80	MCS0	2	122	5610	76.24	76.12	83.44	**84.24**	23.98		30.00		23.98		----	----
VHT80	MCS0	2	138	5690	73.00	72.76	77.04	83.44	23.98		30.00		23.98		2.52	2.56

Maximum 26dB Bandwidth

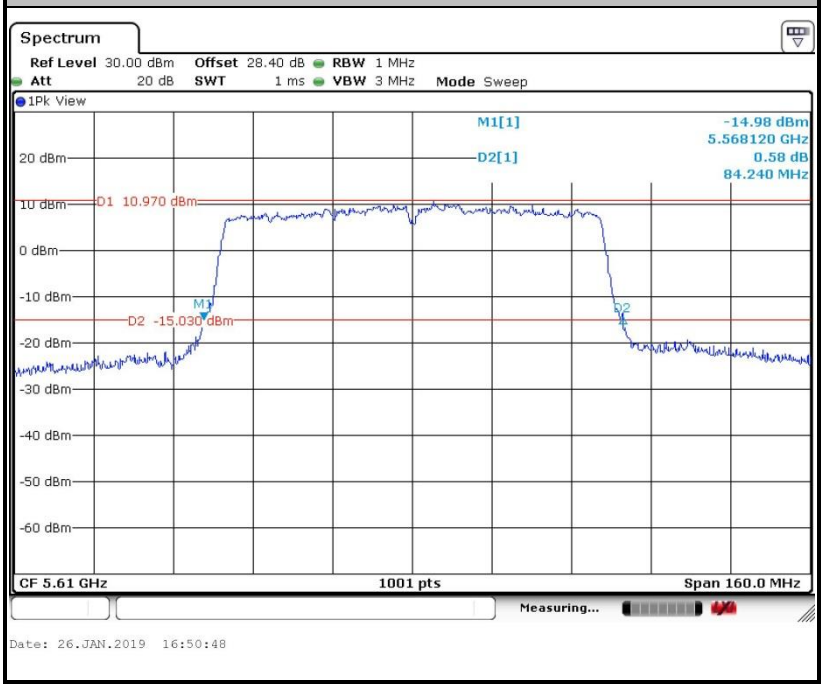

Maximum 99% Occupied Bandwidth

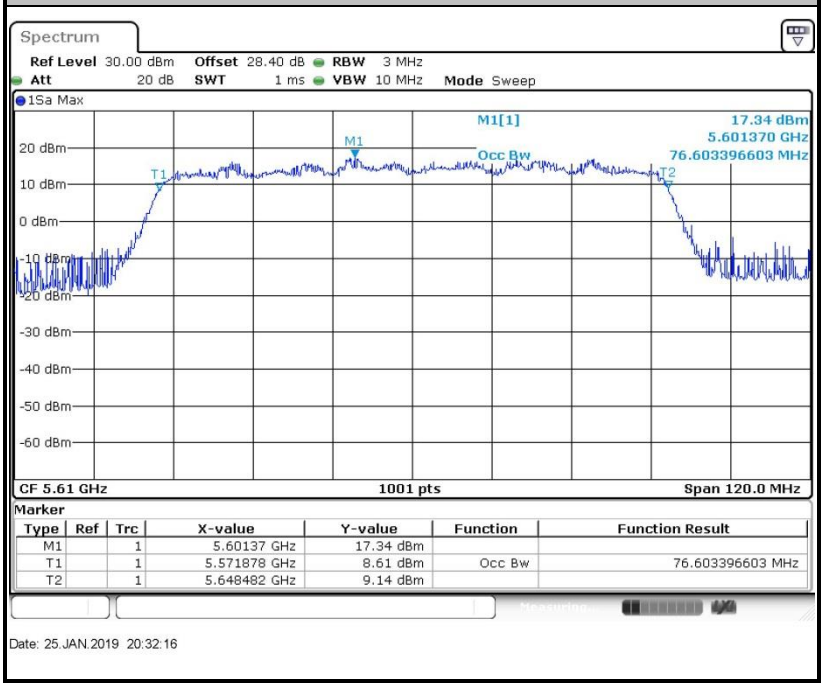

Note: The occupied channel bandwidth is maintained within the band of operation for all of the modulations.

Test Engineer :	Kai Liao	Temperature :	21~25℃
		Relative Humidity :	51~54%

<TXBF Mode>

Band I												
Mod.	Data Rate	NTX	CH.	Freq. (MHz)	99% Bandwidth (MHz)		26 dB Bandwidth (MHz)		IC 99% Bandwidth Power Limit (dBm)		IC 99% Bandwidth EIRP Limit (dBm)	
					Ant 1	Ant 2	Ant 1	Ant 2	Ant 1	Ant 2	Ant 1	Ant 2
VHT20	MCS0	2	36	5180	17.93	17.83	25.38	25.33	-		22.51	
VHT20	MCS0	2	44	5220	17.93	17.83	25.72	25.18	-		22.51	
VHT20	MCS0	2	48	5240	17.98	17.83	25.57	25.62	-		22.51	
VHT40	MCS0	2	38	5190	36.46	36.46	41.63	41.90	-		23.01	
VHT40	MCS0	2	46	5230	36.66	36.66	54.13	45.05	-		23.01	
VHT80	MCS0	2	42	5210	76.48	**76.84**	83.76	**84.24**	-		23.01	

Band II														
Mod.	Data Rate	NTX	CH.	Freq. (MHz)	99% Bandwidth (MHz)		26 dB Bandwidth (MHz)		IC 99% Bandwidth Power Limit (dBm)		IC 99% Bandwidth EIRP Limit (dBm)		FCC 26dB Bandwidth Power Limit (dBm)	
					Ant 1	Ant 2	Ant 1	Ant 2	Ant 1	Ant 2	Ant 1	Ant 2	Ant 1	Ant 2
VHT20	MCS0	2	52	5260	17.98	17.83	25.67	26.12	23.51		29.51		23.98	
VHT20	MCS0	2	60	5300	17.93	17.83	25.72	24.88	23.51		29.51		23.98	
VHT20	MCS0	2	64	5320	17.93	17.88	25.67	24.78	23.52		29.52		23.98	
VHT40	MCS0	2	54	5270	36.86	36.66	57.09	41.90	23.98		30.00		23.98	
VHT40	MCS0	2	62	5310	36.56	36.46	42.08	41.54	23.98		30.00		23.98	
VHT80	MCS0	2	58	5290	**76.72**	**76.72**	83.60	**83.92**	23.98		30.00		23.98	

Band III															
Mod.	Data Rate	NTX	CH.	Freq. (MHz)	99% Bandwidth In U-NII 2C (MHz)		26 dB Bandwidth In U-NII 2C (MHz)		IC 99% Bandwidth Power Limit (dBm)		IC 99% Bandwidth EIRP Limit (dBm)		FCC 26dB Bandwidth Power Limit (dBm)		6 dB Bandwidth for Straddle Channel (MHz)	
					Ant 1	Ant 2	Ant 1	Ant 2	Ant 1	Ant 2	Ant 1	Ant 2	Ant 1	Ant 2	Ant 1	Ant 2
VHT20	MCS0	2	100	5500	17.98	17.88	26.77	24.88	23.52		29.52		23.98		----	----
VHT20	MCS0	2	116	5580	17.93	17.88	25.48	25.62	23.52		29.52		23.98		----	----
VHT20	MCS0	2	140	5700	17.98	17.83	25.52	25.87	23.51		29.51		23.98		----	----
VHT20	MCS0	2	144	5720	13.99	13.94	17.79	17.99	22.44		28.44		23.50		3.142	3.741
VHT40	MCS0	2	102	5510	36.66	36.56	42.08	42.35	23.98		30.00		23.98		----	----
VHT40	MCS0	2	110	5550	36.76	36.56	55.12	51.43	23.98		30.00		23.98		----	----
VHT40	MCS0	2	134	5670	36.66	36.66	43.07	41.99	23.98		30.00		23.98		----	----
VHT40	MCS0	2	142	5710	33.38	33.38	50.15	37.57	23.98		30.00		23.98		3.162	3.162
VHT80	MCS0	2	106	5530	76.84	76.60	84.72	84.56	23.98		30.00		23.98		----	----
VHT80	MCS0	2	122	5610	**76.96**	76.72	**88.23**	84.24	23.98		30.00		23.98		----	----
VHT80	MCS0	2	138	5690	73.36	73.24	81.35	76.88	23.98		30.00		23.98		2.56	2.56

Maximum 26dB Bandwidth

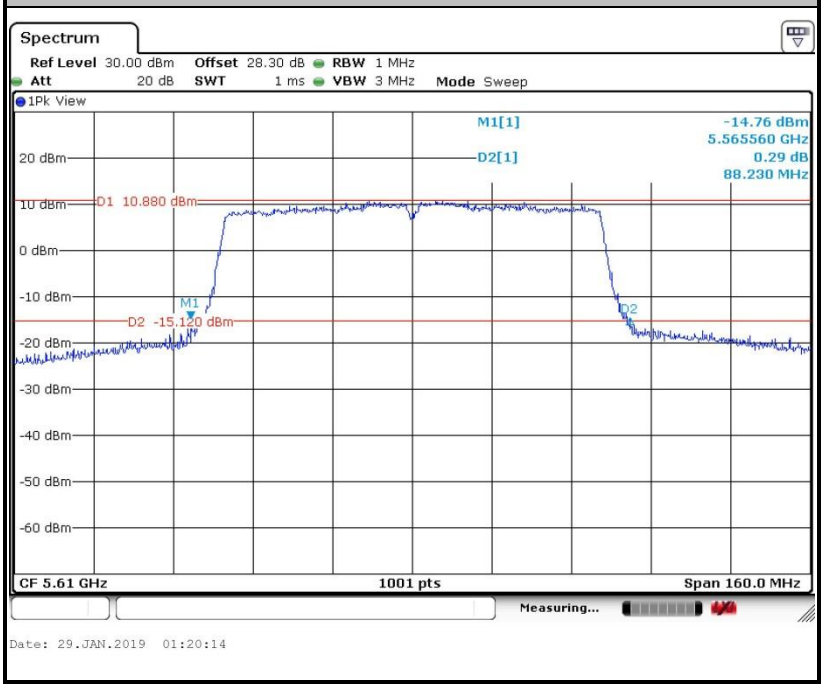

Maximum 99% Occupied Bandwidth

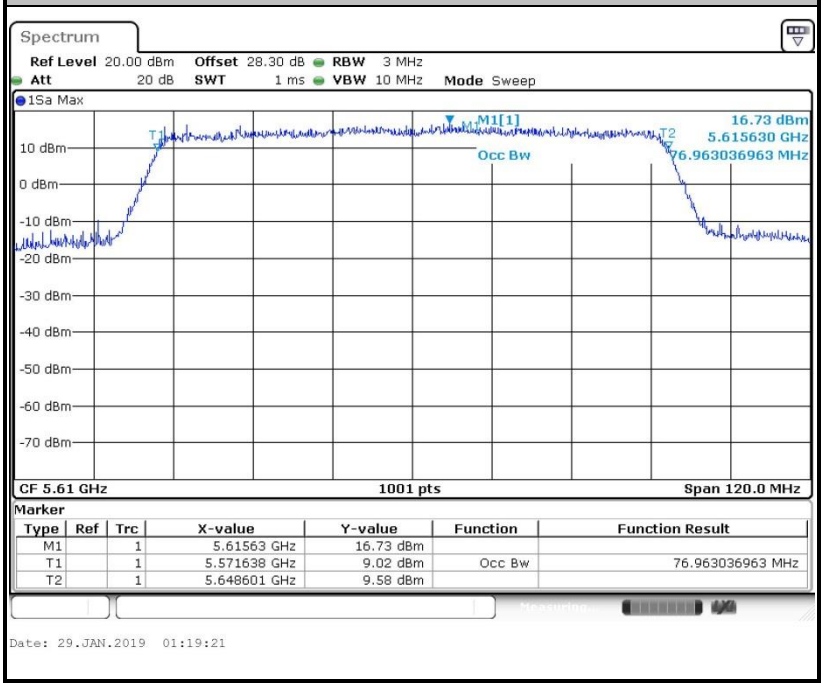

Note: The occupied channel bandwidth is maintained within the band of operation for all of the modulations.

3.2 Maximum Conducted Output Power Measurement

3.2.1 Limit of Maximum Conducted Output Power

<FCC 14-30 CFR 15.407>

For the 5.15–5.25 GHz bands:

- For mobile and portable client devices in the 5.15–5.25 GHz band, the maximum conducted output power over the frequency band of operation shall not exceed 250 mW. For an indoor access point operating in the band 5.15-5.25 GHz, the maximum conducted output power over the frequency band of operation shall not exceed 1 W.

For the 5.25–5.725 GHz bands:

- The maximum conducted output power over the frequency bands of operation shall not exceed the lesser of 250 mW or 11 dBm 10 log B, where B is the 26 dB emission bandwidth in megahertz.

For Straddle Channel, according to KDB 789033 D02 General UNII Test Procedures New Rules v02r01, if the power and PSD of the devices are uniform and comply with the lower limits specified for the U-NII-2 bands, a single measurement over the entire emission bandwidth can be performed to show compliance.

If transmitting antennas of directional gain greater than 6 dBi are used, the peak output power shall be reduced by the amount in dB that the directional gain of the antenna exceeds 6 dBi.

Note that U-NII-2 band, devices with a maximum e.i.r.p. greater than 500 mW shall implement TPC in order to have the capability to operate at least 6 dB below the maximum permitted e.i.r.p. of 1 W.

3.2.2 Measuring Instruments

See list of measuring equipment of this test report.

3.2.3 Test Procedures

<CDD Modes>

The testing follows Method PM of FCC KDB 789033 D02 General UNII Test Procedures New Rules v02r01.

Method PM (Measurement using an RF average power meter):

1. Measurement is performed using a wideband RF power meter.
2. The EUT is configured to transmit continuously with a consistent duty cycle at its maximum power control level.
3. Measure the average power of the transmitter, and the average power is corrected with duty factor, 10 log(1/x), where x is the duty cycle.

<TXBF Modes>

The testing follows Method PM-G of FCC KDB 789033 D02 General UNII Test Procedures New Rules v02r01 for TXBF modes.

Method PM-G (Measurement using a gated RF average power meter):

1. Measurement is performed using a wideband RF power meter.
2. The EUT is configured to transmit at its maximum power control level.
3. Measure the average power of the transmitter
4. Since the measurement is made only during the ON time of the transmitter, no duty cycle correction factor is required.

For Straddle Channel, according to KDB 789033 D02 General UNII Test Procedures New Rules v02r01, if the power and PSD of the devices are uniform and comply with the lower limits specified for the U-NII-2 bands, a single measurement over the entire emission bandwidth can be performed to show compliance.

3.2.4 Test Setup

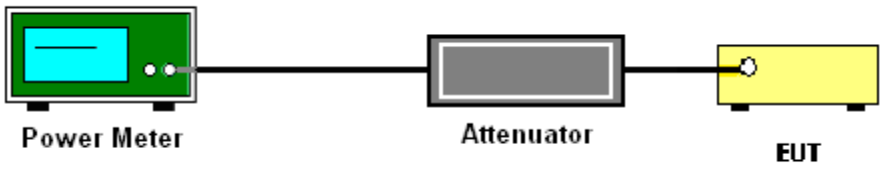

3.2.5 Test Result of Maximum Conducted Output Power

Test Engineer :	Kai Liao, Allen Lin, and Luffy Lin	Temperature :	21~25℃
		Relative Humidity :	51~54%

<CDD Mode>

FCC Band I														
Mod.	Data Rate	NTX	CH.	Freq. (MHz)	Duty Factor (dB)		Average Conducted Power (dBm)			FCC Conducted Power Limit (dBm)		DG (dBi)		Pass/Fail
					Ant 1	Ant 2	Ant 1	Ant 2	SUM	Ant 1	Ant 2	Ant 1	Ant 2	
11a	6Mbps	1	36	5180	0.19	0.19	17.69	19.57		24.00	24.00	4.52	3.12	Pass
11a	6Mbps	1	44	5220	0.19	0.19	20.89	21.30		24.00	24.00	4.52	3.12	Pass
11a	6Mbps	1	48	5240	0.19	0.19	21.38	21.42		24.00	24.00	4.52	3.12	Pass
HT20	MCS0	1	36	5180	0.20	0.18	17.50	19.38		24.00	24.00	4.52	3.12	Pass
HT20	MCS0	1	44	5220	0.20	0.18	20.73	20.57		24.00	24.00	4.52	3.12	Pass
HT20	MCS0	1	48	5240	0.20	0.18	20.69	20.71		24.00	24.00	4.52	3.12	Pass
HT40	MCS0	1	38	5190	0.34	0.38	14.45	17.26		24.00	24.00	4.52	3.12	Pass
HT40	MCS0	1	46	5230	0.34	0.38	18.94	20.15		24.00	24.00	4.52	3.12	Pass
VHT20	MCS0	1	36	5180	0.20	0.20	17.43	19.36		24.00	24.00	4.52	3.12	Pass
VHT20	MCS0	1	44	5220	0.20	0.20	20.61	20.56		24.00	24.00	4.52	3.12	Pass
VHT20	MCS0	1	48	5240	0.20	0.20	20.66	20.68		24.00	24.00	4.52	3.12	Pass
VHT40	MCS0	1	38	5190	0.40	0.36	14.43	17.22		24.00	24.00	4.52	3.12	Pass
VHT40	MCS0	1	46	5230	0.40	0.36	18.93	20.00		24.00	24.00	4.52	3.12	Pass
VHT80	MCS0	1	42	5210	0.69	0.69	13.85	17.72		24.00	24.00	4.52	3.12	Pass

FCC Band I														
Mod.	Data Rate	NTX	CH.	Freq. (MHz)	Duty Factor (dB)		Average Conducted Power (dBm)			FCC Conducted Power Limit (dBm)		DG (dBi)		Pass/Fail
					Ant 1	Ant 2	Ant 1	Ant 2	SUM	Ant 1	Ant 2	Ant 1	Ant 2	
11a	6Mbps	2	36	5180	0.19	0.19	17.82	17.29	20.57	24.00		4.52		Pass
11a	6Mbps	2	44	5220	0.19	0.19	17.72	17.46	20.60	24.00		4.52		Pass
11a	6Mbps	2	48	5240	0.19	0.19	17.59	17.49	20.55	24.00		4.52		Pass
HT20	MCS0	2	36	5180	0.20	0.20	17.63	17.20	20.43	24.00		4.52		Pass
HT20	MCS0	2	44	5220	0.20	0.20	18.18	17.93	21.07	24.00		4.52		Pass
HT20	MCS0	2	48	5240	0.20	0.20	18.26	18.09	21.19	24.00		4.52		Pass
HT40	MCS0	2	38	5190	0.40	0.36	14.12	13.92	17.03	24.00		4.52		Pass
HT40	MCS0	2	46	5230	0.40	0.36	18.96	18.57	**21.78**	24.00		4.52		Pass
VHT20	MCS0	2	36	5180	0.18	0.20	17.56	17.19	20.39	24.00		4.52		Pass
VHT20	MCS0	2	44	5220	0.18	0.20	18.18	17.90	21.05	24.00		4.52		Pass
VHT20	MCS0	2	48	5240	0.18	0.20	18.19	18.01	21.11	24.00		4.52		Pass
VHT40	MCS0	2	38	5190	0.36	0.34	14.12	13.84	16.99	24.00		4.52		Pass
VHT40	MCS0	2	46	5230	0.36	0.34	18.93	18.50	21.73	24.00		4.52		Pass
VHT80	MCS0	2	42	5210	0.69	0.69	12.98	12.63	15.81	24.00		4.52		Pass

FCC Band II															
Mod.	Data Rate	NTX	CH.	Freq. (MHz)	Duty Factor (dB)		Average Conducted Power (dBm)			FCC Conducted Power Limit (dBm)		DG (dBi)		EIRP Power Limit (dBm)	Pass/Fail
					Ant 1	Ant 2	Ant 1	Ant 2	SUM	Ant 1	Ant 2	Ant 1	Ant 2		
11a	6Mbps	1	52	5260	0.19	0.19	21.39	21.44		23.98	23.98	4.12	3.92	30	Pass
11a	6Mbps	1	60	5300	0.19	0.19	20.58	21.53		23.98	23.98	4.12	3.92	30	Pass
11a	6Mbps	1	64	5320	0.19	0.19	20.09	20.62		23.98	23.98	4.12	3.92	30	Pass
HT20	MCS0	1	52	5260	0.20	0.18	20.71	20.74		23.98	23.98	4.12	3.92	30	Pass
HT20	MCS0	1	60	5300	0.20	0.18	20.98	20.94		23.98	23.98	4.12	3.92	30	Pass
HT20	MCS0	1	64	5320	0.20	0.18	19.00	21.01		23.98	23.98	4.12	3.92	30	Pass
HT40	MCS0	1	54	5270	0.34	0.38	19.52	20.34		23.98	23.98	4.12	3.92	30	Pass
HT40	MCS0	1	62	5310	0.34	0.38	16.42	16.27		23.98	23.98	4.12	3.92	30	Pass
VHT20	MCS0	1	52	5260	0.20	0.20	20.68	20.73		23.98	23.98	4.12	3.92	30	Pass
VHT20	MCS0	1	60	5300	0.20	0.20	20.94	20.86		23.98	23.98	4.12	3.92	30	Pass
VHT20	MCS0	1	64	5320	0.20	0.20	18.98	21.00		23.98	23.98	4.12	3.92	30	Pass
VHT40	MCS0	1	54	5270	0.40	0.36	19.50	20.19		23.98	23.98	4.12	3.92	30	Pass
VHT40	MCS0	1	62	5310	0.40	0.36	16.41	16.24		23.98	23.98	4.12	3.92	30	Pass
VHT80	MCS0	1	58	5290	0.69	0.69	14.57	14.80		23.98	23.98	4.12	3.92	30	Pass

FCC Band II															
Mod.	Data Rate	NTX	CH.	Freq. (MHz)	Duty Factor (dB)		Average Conducted Power (dBm)			FCC Conducted Power Limit (dBm)		DG (dBi)		EIRP Power Limit (dBm)	Pass/Fail
					Ant 1	Ant 2	Ant 1	Ant 2	SUM	Ant 1	Ant 2	Ant 1	Ant 2		
11a	6Mbps	2	52	5260	0.19	0.19	17.72	17.63	20.68	23.98		4.12		30	Pass
11a	6Mbps	2	60	5300	0.19	0.19	17.32	17.24	20.29	23.98		4.12		30	Pass
11a	6Mbps	2	64	5320	0.19	0.19	17.34	17.31	20.33	23.98		4.12		30	Pass
HT20	MCS0	2	52	5260	0.20	0.20	17.68	17.57	20.64	23.98		4.12		30	Pass
HT20	MCS0	2	60	5300	0.20	0.20	17.92	17.61	20.78	23.98		4.12		30	Pass
HT20	MCS0	2	64	5320	0.20	0.20	17.96	17.72	20.85	23.98		4.12		30	Pass
HT40	MCS0	2	54	5270	0.40	0.36	20.12	19.99	**23.07**	23.98		4.12		30	Pass
HT40	MCS0	2	62	5310	0.40	0.36	14.34	14.22	17.29	23.98		4.12		30	Pass
VHT20	MCS0	2	52	5260	0.18	0.20	17.62	17.54	20.59	23.98		4.12		30	Pass
VHT20	MCS0	2	60	5300	0.18	0.20	17.94	17.56	20.76	23.98		4.12		30	Pass
VHT20	MCS0	2	64	5320	0.18	0.20	17.94	17.64	20.80	23.98		4.12		30	Pass
VHT40	MCS0	2	54	5270	0.36	0.34	20.09	19.87	22.99	23.98		4.12		30	Pass
VHT40	MCS0	2	62	5310	0.36	0.34	14.32	14.21	17.27	23.98		4.12		30	Pass
VHT80	MCS0	2	58	5290	0.69	0.69	11.63	11.70	14.67	23.98		4.12		30	Pass

FCC Band III															
Mod.	Data Rate	NTX	CH.	Freq. (MHz)	Duty Factor (dB)		Average Conducted Power (dBm)			FCC Conducted Power Limit (dBm)		DG (dBi)		EIRP Power Limit (dBm)	Pass/Fail
					Ant 1	Ant 2	Ant 1	Ant 2	SUM	Ant 1	Ant 2	Ant 1	Ant 2		
11a	6Mbps	1	100	5500	0.19	0.19	19.21	19.21		23.98	23.98	2.88	3.92	30	Pass
11a	6Mbps	1	116	5580	0.19	0.19	18.81	18.77		23.98	23.98	2.88	3.92	30	Pass
11a	6Mbps	1	140	5700	0.19	0.19	18.05	18.71		23.98	23.98	2.88	3.92	30	Pass
11a	6Mbps	1	144	5720	0.19	0.19	18.70	18.70		23.48	23.46	2.88	3.92	30	Pass
HT20	MCS0	1	100	5500	0.20	0.18	18.96	19.16		23.98	23.98	2.88	3.92	30	Pass
HT20	MCS0	1	116	5580	0.20	0.18	18.61	18.57		23.98	23.98	2.88	3.92	30	Pass
HT20	MCS0	1	140	5700	0.20	0.18	17.41	18.55		23.98	23.98	2.88	3.92	30	Pass
HT20	MCS0	1	144	5720	0.20	0.18	18.58	18.60		23.76	23.48	2.88	3.92	30	Pass
HT40	MCS0	1	102	5510	0.34	0.38	18.02	17.87		23.98	23.98	2.88	3.92	30	Pass
HT40	MCS0	1	110	5550	0.34	0.38	19.17	19.12		23.98	23.98	2.88	3.92	30	Pass
HT40	MCS0	1	134	5670	0.34	0.38	18.80	18.75		23.98	23.98	2.88	3.92	30	Pass
HT40	MCS0	1	142	5710	0.34	0.38	18.80	18.86		23.98	23.98	2.88	3.92	30	Pass
VHT20	MCS0	1	100	5500	0.20	0.20	18.92	19.14		23.98	23.98	2.88	3.92	30	Pass
VHT20	MCS0	1	116	5580	0.20	0.20	18.56	18.55		23.98	23.98	2.88	3.92	30	Pass
VHT20	MCS0	1	140	5700	0.20	0.20	17.40	18.51		23.98	23.98	2.88	3.92	30	Pass
VHT20	MCS0	1	144	5720	0.20	0.20	18.48	18.51		23.98	23.98	2.88	3.92	30	Pass
VHT40	MCS0	1	102	5510	0.40	0.36	18.01	17.78		23.98	23.98	2.88	3.92	30	Pass
VHT40	MCS0	1	110	5550	0.40	0.36	19.13	19.09		23.98	23.98	2.88	3.92	30	Pass
VHT40	MCS0	1	134	5670	0.40	0.36	18.78	18.73		23.98	23.98	2.88	3.92	30	Pass
VHT40	MCS0	1	142	5710	0.40	0.36	18.74	18.82		23.98	23.98	2.88	3.92	30	Pass
VHT80	MCS0	1	106	5530	0.69	0.69	16.97	16.57		23.98	23.98	2.88	3.92	30	Pass
VHT80	MCS0	1	122	5610	0.69	0.69	18.84	18.75		23.98	23.98	2.88	3.92	30	Pass
VHT80	MCS0	1	138	5690	0.69	0.69	18.55	18.64		23.98	23.98	2.88	3.92	30	Pass

FCC Band III															
Mod.	Data Rate	NTX	CH.	Freq. (MHz)	Duty Factor (dB)		Average Conducted Power (dBm)			FCC Conducted Power Limit (dBm)		DG (dBi)		EIRP Power Limit (dBm)	Pass/Fail
					Ant 1	Ant 2	Ant 1	Ant 2	SUM	Ant 1	Ant 2	Ant 1	Ant 2		
11a	6Mbps	2	100	5500	0.19	0.19	17.53	17.91	20.73	23.98		3.92		30	Pass
11a	6Mbps	2	116	5580	0.19	0.19	17.72	17.91	20.82	23.98		3.92		30	Pass
11a	6Mbps	2	140	5700	0.19	0.19	16.47	16.61	19.55	23.98		3.92		30	Pass
11a	6Mbps	2	144	5720	0.19	0.19	17.69	17.74	20.72	23.25		3.92		30	Pass
HT20	MCS0	2	100	5500	0.20	0.20	18.10	18.57	21.35	23.98		3.92		30	Pass
HT20	MCS0	2	116	5580	0.20	0.20	18.13	18.40	21.28	23.98		3.92		30	Pass
HT20	MCS0	2	140	5700	0.20	0.20	14.96	14.88	17.93	23.98		3.92		30	Pass
HT20	MCS0	2	144	5720	0.20	0.20	18.29	18.35	21.33	23.44		3.92		30	Pass
HT40	MCS0	2	102	5510	0.40	0.36	17.23	17.54	20.40	23.98		3.92		30	Pass
HT40	MCS0	2	110	5550	0.40	0.36	19.42	19.33	**22.39**	23.98		3.92		30	Pass
HT40	MCS0	2	134	5670	0.40	0.36	18.32	18.43	21.39	23.98		3.92		30	Pass
HT40	MCS0	2	142	5710	0.40	0.36	18.84	18.89	21.88	23.98		23.98		30	Pass
VHT20	MCS0	2	100	5500	0.18	0.20	18.17	18.48	21.34	23.98		3.92		30	Pass
VHT20	MCS0	2	116	5580	0.18	0.20	18.08	18.31	21.21	23.98		3.92		30	Pass
VHT20	MCS0	2	140	5700	0.18	0.20	14.92	14.87	17.91	23.98		3.92		30	Pass
VHT20	MCS0	2	144	5720	0.18	0.20	18.31	18.27	21.30	23.98		3.92		30	Pass
VHT40	MCS0	2	102	5510	0.36	0.34	17.19	17.39	20.30	23.98		3.92		30	Pass
VHT40	MCS0	2	110	5550	0.36	0.34	19.30	19.26	22.29	23.98		3.92		30	Pass
VHT40	MCS0	2	134	5670	0.36	0.34	18.31	18.41	21.37	23.98		3.92		30	Pass
VHT40	MCS0	2	142	5710	0.36	0.34	18.83	18.81	21.83	23.98		3.92		30	Pass
VHT80	MCS0	2	106	5530	0.69	0.69	14.21	14.51	17.37	23.98		3.92		30	Pass
VHT80	MCS0	2	122	5610	0.69	0.69	18.92	18.87	21.90	23.98		3.92		30	Pass
VHT80	MCS0	2	138	5690	0.69	0.69	18.63	18.74	21.69	23.98		3.92		30	Pass

Test Engineer :	Kai Liao	Temperature :	21~25℃
		Relative Humidity :	51~54%

<TXBF Mode>

FCC Band I														
Mod.	Data Rate	NTX	CH.	Freq. (MHz)	Duty Factor (dB)		Average Conducted Power (dBm)			FCC Conducted Power Limit (dBm)		DG (dBi)		Pass/Fail
					Ant 1	Ant 2	Ant 1	Ant 2	SUM	Ant 1	Ant 2	Ant 1	Ant 2	
VHT20	MCS0	2	36	5180	0.00	0.00	16.90	16.70	19.81	23.14		6.86		Pass
VHT20	MCS0	2	44	5220	0.00	0.00	17.40	17.10	20.26	23.14		6.86		Pass
VHT20	MCS0	2	48	5240	0.00	0.00	17.30	17.10	20.21	23.14		6.86		Pass
VHT40	MCS0	2	38	5190	0.00	0.00	14.90	14.60	17.76	23.14		6.86		Pass
VHT40	MCS0	2	46	5230	0.00	0.00	19.30	19.20	**22.26**	23.14		6.86		Pass
VHT80	MCS0	2	42	5210	0.00	0.00	15.60	15.10	18.37	23.14		6.86		Pass

FCC Band II															
Mod.	Data Rate	NTX	CH.	Freq. (MHz)	Duty Factor (dB)		Average Conducted Power (dBm)			FCC Conducted Power Limit (dBm)		DG (dBi)		EIRP Power Limit (dBm)	Pass/Fail
					Ant 1	Ant 2	Ant 1	Ant 2	SUM	Ant 1	Ant 2	Ant 1	Ant 2		
VHT20	MCS0	2	52	5260	0.00	0.00	16.70	16.70	19.71	22.95		7.03		30	Pass
VHT20	MCS0	2	60	5300	0.00	0.00	17.10	16.80	19.96	22.95		7.03		30	Pass
VHT20	MCS0	2	64	5320	0.00	0.00	17.10	16.80	19.96	22.95		7.03		30	Pass
VHT40	MCS0	2	54	5270	0.00	0.00	19.40	19.40	**22.41**	22.95		7.03		30	Pass
VHT40	MCS0	2	62	5310	0.00	0.00	15.80	15.70	18.76	22.95		7.03		30	Pass
VHT80	MCS0	2	58	5290	0.00	0.00	15.10	14.80	17.96	22.95		7.03		30	Pass

FCC Band III															
Mod.	Data Rate	NTX	CH.	Freq. (MHz)	Duty Factor (dB)		Average Conducted Power (dBm)			FCC Conducted Power Limit (dBm)		DG (dBi)		EIRP Power Limit (dBm)	Pass/Fail
					Ant 1	Ant 2	Ant 1	Ant 2	SUM	Ant 1	Ant 2	Ant 1	Ant 2		
VHT20	MCS0	2	100	5500	0.00	0.00	17.40	17.60	20.51	23.55		6.43		30	Pass
VHT20	MCS0	2	116	5580	0.00	0.00	16.60	17.00	19.81	23.55		6.43		30	Pass
VHT20	MCS0	2	140	5700	0.00	0.00	15.10	15.20	18.16	23.55		6.43		30	Pass
VHT20	MCS0	2	144	5720	0.00	0.00	16.60	16.70	19.66	23.08		6.43		30	Pass
VHT40	MCS0	2	102	5510	0.00	0.00	17.20	17.40	20.31	23.55		6.43		30	Pass
VHT40	MCS0	2	110	5550	0.00	0.00	19.30	19.40	22.36	23.55		6.43		30	Pass
VHT40	MCS0	2	134	5670	0.00	0.00	17.50	17.60	20.56	23.55		6.43		30	Pass
VHT40	MCS0	2	142	5710	0.00	0.00	19.70	20.10	**22.91**	23.55		6.43		30	Pass
VHT80	MCS0	2	106	5530	0.00	0.00	16.60	16.70	19.66	23.55		6.43		30	Pass
VHT80	MCS0	2	122	5610	0.00	0.00	18.70	18.80	21.76	23.55		6.43		30	Pass
VHT80	MCS0	2	138	5690	0.00	0.00	18.50	18.70	21.61	23.55		6.43		30	Pass

3.3 Power Spectral Density Measurement

3.3.1 Limit of Power Spectral Density

<FCC 14-30 CFR 15.407>

For the 5.15–5.25 GHz bands:

For mobile and portable client devices in the 5.15–5.25 GHz band, the maximum power spectral density shall not exceed 11 dBm in any 1.0 MHz band. For an indoor access point operating in the band 5.15-5.25 GHz, the maximum power spectral density shall not exceed 17 dBm in any 1.0 MHz band.

For the 5.25–5.725 GHz bands:

The maximum power spectral density shall not exceed 11 dBm in any 1.0 MHz band.

For Straddle Channel, according to KDB 789033 D02 General UNII Test Procedures New Rules v02r01, if the power and PSD of the devices are uniform and comply with the lower limits specified for the U-NII-2 bands, a single measurement over the entire emission bandwidth can be performed to show compliance.

If transmitting antennas of directional gain greater than 6 dBi are used, the peak output power shall be reduced by the amount in dB that the directional gain of the antenna exceeds 6 dBi.

3.3.2 Measuring Instruments

See list of measuring equipment of this test report.

3.3.3 Test Procedures

The testing follows FCC KDB 789033 D02 General UNII Test Procedures New Rules v02r01. Section F) Maximum power spectral density.

<CDD Modes>

 # Method SA-2 #

(trace averaging across on and off times of the EUT transmissions, followed by duty cycle correction).

- Measure the duty cycle.
- Set span to encompass the entire emission bandwidth (EBW) of the signal.
- Set RBW = 1 MHz.
- Set VBW ≥ 3 MHz.
- Number of points in sweep ≥ 2 Span / RBW.
- Sweep time = auto.
- Detector = RMS
- Trace average at least 100 traces in power averaging mode.
- Add 10 log(1/x), where x is the duty cycle, to the measured power in order to compute the average power during the actual transmission times. For example, add 10 log(1/0.25) = 6 dB if the duty cycle is 25 percent.

<TXBF Modes>

 # Method SA-3 #

(power averaging (rms) detection with max hold):

- Set span to encompass the entire emission bandwidth (EBW) of the signal.
- Set RBW = 1 MHz.
- Set VBW ≥ 3 MHz
- Number of points in sweep ≥ 2 Span / RBW.
- Sweep time ≤ (number of points in sweep) × T, when duty cycle is less than 98 percent where T is the minimum transmission duration over which the transmitter is on and is transmitting at its maximum power control level for the tested mode of operation.
- Detector = power averaging (rms).
- Trace mode = max hold.
- Allow max hold to run for at least 60 seconds, or longer as needed to allow the trace to stabilize.

1. The RF output of EUT was connected to the spectrum analyzer by a low loss cable.
2. Each plot has already offset with cable loss, and attenuator loss. Measure the PPSD and record it.
3. For MIMO mode, calculation method follows FCC KDB 662911 D01 Multiple Transmitter Output v02r01.

   Method (a): Measure and sum the spectra across the outputs.

   The total final Power Spectral Density is from a device with 2 transmitter outputs. The spectrum measurements of the individual outputs are all performed with the same span and number of points; the spectrum value in the first spectral bin of output 1 is summed with that in the first spectral bin of output 2 to obtain the value for the first frequency bin of the summed spectrum.

3.3.4 Test Setup

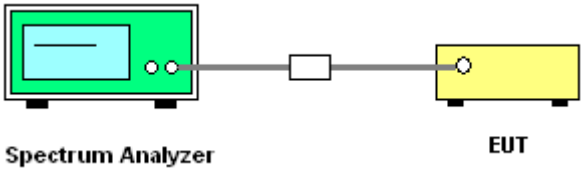

3.3.5 Test Result of Power Spectral Density

Please refer to Appendix A.

Test Engineer :	Kai Liao, Allen Lin, and Luffy Lin	Temperature :	21~25℃
		Relative Humidity :	51~54%

<CDD Mode>

FCC Band I														
Mod.	Data Rate	NTX	CH.	Freq. (MHz)	Duty Factor (dB)		Average Power Density (dBm/MHz)			Average PSD Limit (dBm/MHz)		DG (dBi)		Pass /Fail
					Ant 1	Ant 2	Ant 1	Ant 2	SUM	Ant 1	Ant 2	Ant 1	Ant 2	
11a	6Mbps	1	36	5180	0.19	0.19	6.90	8.83		11.00	11.00	4.52	3.12	Pass
11a	6Mbps	1	44	5220	0.19	0.19	10.07	**10.72**		11.00	11.00	4.52	3.12	Pass
11a	6Mbps	1	48	5240	0.19	0.19	10.65	10.68		11.00	11.00	4.52	3.12	Pass
HT20	MCS0	1	36	5180	0.20	0.18	6.36	8.36		11.00	11.00	4.52	3.12	Pass
HT20	MCS0	1	44	5220	0.20	0.18	9.68	9.54		11.00	11.00	4.52	3.12	Pass
HT20	MCS0	1	48	5240	0.20	0.18	9.43	9.66		11.00	11.00	4.52	3.12	Pass
HT40	MCS0	1	38	5190	0.34	0.38	0.47	3.11		11.00	11.00	4.52	3.12	Pass
HT40	MCS0	1	46	5230	0.34	0.38	4.90	6.24		11.00	11.00	4.52	3.12	Pass
VHT80	MCS0	1	42	5210	0.69	0.69	-2.77	0.92		11.00	11.00	4.52	3.12	Pass
11a	6Mbps	2	36	5180	0.19	0.19			9.78	10.14		6.86		Pass
11a	6Mbps	2	44	5220	0.19	0.19			9.99	10.14		6.86		Pass
11a	6Mbps	2	48	5240	0.19	0.19			9.81	10.14		6.86		Pass
HT20	MCS0	2	36	5180	0.20	0.20			9.34	10.14		6.86		Pass
HT20	MCS0	2	44	5220	0.20	0.20			9.96	10.14		6.86		Pass
HT20	MCS0	2	48	5240	0.20	0.20			10.12	10.14		6.86		Pass
HT40	MCS0	2	38	5190	0.40	0.36			3.13	10.14		6.86		Pass
HT40	MCS0	2	46	5230	0.40	0.36			7.62	10.14		6.86		Pass
VHT80	MCS0	2	42	5210	0.69	0.69			-1.15	10.14		6.86		Pass

Band II														
Mod.	Data Rate	NTX	CH.	Freq. (MHz)	Duty Factor (dB)		Average Power Density (dBm/MHz)			Average PSD Limit (dBm/MHz)		DG (dBi)		Pass /Fail
					Ant 1	Ant 2	Ant 1	Ant 2	SUM	Ant 1	Ant 2	Ant 1	Ant 2	
11a	6Mbps	1	52	5260	0.19	0.19	10.45	10.67		11.00	11.00	4.12	3.92	Pass
11a	6Mbps	1	60	5300	0.19	0.19	9.96	**11.00**		11.00	11.00	4.12	3.92	Pass
11a	6Mbps	1	64	5320	0.19	0.19	9.45	10.05		11.00	11.00	4.12	3.92	Pass
HT20	MCS0	1	52	5260	0.20	0.18	9.47	9.52		11.00	11.00	4.12	3.92	Pass
HT20	MCS0	1	60	5300	0.20	0.18	9.83	9.90		11.00	11.00	4.12	3.92	Pass
HT20	MCS0	1	64	5320	0.20	0.18	7.92	10.05		11.00	11.00	4.12	3.92	Pass
HT40	MCS0	1	54	5270	0.34	0.38	5.21	6.39		11.00	11.00	4.12	3.92	Pass
HT40	MCS0	1	62	5310	0.34	0.38	2.35	2.28		11.00	11.00	4.12	3.92	Pass
VHT80	MCS0	1	58	5290	0.69	0.69	-2.36	-2.08		11.00	11.00	4.12	3.92	Pass
11a	6Mbps	2	52	5260	0.19	0.19			9.82	9.97		7.03		Pass
11a	6Mbps	2	60	5300	0.19	0.19			9.80	9.97		7.03		Pass
11a	6Mbps	2	64	5320	0.19	0.19			9.64	9.97		7.03		Pass
HT20	MCS0	2	52	5260	0.20	0.20			9.64	9.97		7.03		Pass
HT20	MCS0	2	60	5300	0.20	0.20			9.66	9.97		7.03		Pass
HT20	MCS0	2	64	5320	0.20	0.20			9.74	9.97		7.03		Pass
HT40	MCS0	2	54	5270	0.40	0.36			8.76	9.97		7.03		Pass
HT40	MCS0	2	62	5310	0.40	0.36			3.34	9.97		7.03		Pass
VHT80	MCS0	2	58	5290	0.69	0.69			-1.86	9.97		7.03		Pass

Band III														
Mod.	Data Rate	NTX	CH.	Freq. (MHz)	Duty Factor (dB)		Average Power Density (dBm/MHz)			Average PSD Limit (dBm/MHz)		DG (dBi)		Pass /Fail
					Ant 1	Ant 2	Ant 1	Ant 2	SUM	Ant 1	Ant 2	Ant 1	Ant 2	
11a	6Mbps	1	100	5500	0.19	0.19	8.56	8.79		11.00	11.00	2.88	3.92	Pass
11a	6Mbps	1	116	5580	0.19	0.19	8.21	8.26		11.00	11.00	2.88	3.92	Pass
11a	6Mbps	1	140	5700	0.19	0.19	7.28	8.17		11.00	11.00	2.88	3.92	Pass
11a	6Mbps	1	144	5720	0.19	0.19	8.04	8.28		11.00	11.00	2.88	3.92	Pass
HT20	MCS0	1	100	5500	0.20	0.18	8.11	8.35		11.00	11.00	2.88	3.92	Pass
HT20	MCS0	1	116	5580	0.20	0.18	7.61	7.74		11.00	11.00	2.88	3.92	Pass
HT20	MCS0	1	140	5700	0.20	0.18	6.31	7.83		11.00	11.00	2.88	3.92	Pass
HT20	MCS0	1	144	5720	0.20	0.18	7.51	7.66		11.00	11.00	2.88	3.92	Pass
HT40	MCS0	1	102	5510	0.34	0.38	3.93	3.93		11.00	11.00	2.88	3.92	Pass
HT40	MCS0	1	110	5550	0.34	0.38	5.15	5.07		11.00	11.00	2.88	3.92	Pass
HT40	MCS0	1	134	5670	0.34	0.38	4.90	4.95		11.00	11.00	2.88	3.92	Pass
HT40	MCS0	1	142	5710	0.34	0.38	4.72	4.91		11.00	11.00	2.88	3.92	Pass
VHT80	MCS0	1	106	5530	0.69	0.69	-0.03	-0.47		11.00	11.00	2.88	3.92	Pass
VHT80	MCS0	1	122	5610	0.69	0.69	1.95	2.07		11.00	11.00	2.88	3.92	Pass
VHT80	MCS0	1	138	5690	0.69	0.69	1.58	1.85		11.00	11.00	2.88	3.92	Pass

Band III														
Mod.	Data Rate	NTX	CH.	Freq. (MHz)	Duty Factor (dB)		Average Power Density (dBm/MHz)			Average PSD Limit (dBm/MHz)		DG (dBi)		Pass /Fail
					Ant 1	Ant 2	Ant 1	Ant 2	SUM	Ant 1	Ant 2	Ant 1	Ant 2	
11a	6Mbps	2	100	5500	0.19	0.19			10.35	10.57		6.43		Pass
11a	6Mbps	2	116	5580	0.19	0.19			10.25	10.57		6.43		Pass
11a	6Mbps	2	140	5700	0.19	0.19			8.87	10.57		6.43		Pass
11a	6Mbps	2	144	5720	0.19	0.19			10.21	10.57		6.43		Pass
HT20	MCS0	2	100	5500	0.20	0.20			10.29	10.57		6.43		Pass
HT20	MCS0	2	116	5580	0.20	0.20			**10.44**	10.57		6.43		Pass
HT20	MCS0	2	140	5700	0.20	0.20			6.96	10.57		6.43		Pass
HT20	MCS0	2	144	5720	0.20	0.20			10.32	10.57		6.43		Pass
HT40	MCS0	2	102	5510	0.40	0.36			6.42	10.57		6.43		Pass
HT40	MCS0	2	110	5550	0.40	0.36			8.28	10.57		6.43		Pass
HT40	MCS0	2	134	5670	0.40	0.36			7.42	10.57		6.43		Pass
HT40	MCS0	2	142	5710	0.40	0.36			7.96	10.57		6.43		Pass
VHT80	MCS0	2	106	5530	0.69	0.69			0.80	10.57		6.43		Pass
VHT80	MCS0	2	122	5610	0.69	0.69			5.06	10.57		6.43		Pass
VHT80	MCS0	2	138	5690	0.69	0.69			4.73	10.57		6.43		Pass

Worst Case Power Density (dBm/MHz)

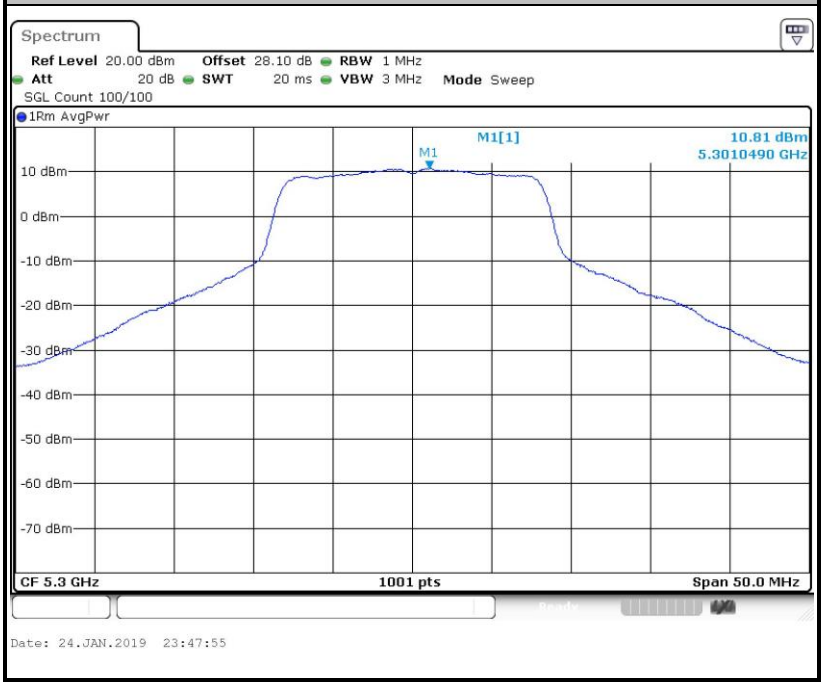

Note: Average Power Density (dB) = Measured value+ Duty Factor

Test Engineer :	Kai Liao	Temperature :	21~25℃
		Relative Humidity :	51~54%

<TXBF Mode>

FCC Band I														
Mod.	Data Rate	NTX	CH.	Freq. (MHz)	Duty Factor (dB)		Average Power Density (dBm/MHz)			Average PSD Limit (dBm/MHz)		DG (dBi)		Pass /Fail
					Ant 1	Ant 2	Ant 1	Ant 2	SUM	Ant 1	Ant 2	Ant 1	Ant 2	
VHT20	MCS0	2	36	5180	0.00	0.00			9.86	10.14		6.86		Pass
VHT20	MCS0	2	44	5220	0.00	0.00			**10.13**	10.14		6.86		Pass
VHT20	MCS0	2	48	5240	0.00	0.00			10.10	10.14		6.86		Pass
VHT40	MCS0	2	38	5190	0.00	0.00			5.35	10.14		6.86		Pass
VHT40	MCS0	2	46	5230	0.00	0.00			9.89	10.14		6.86		Pass
VHT80	MCS0	2	42	5210	0.00	0.00			2.69	10.14		6.86		Pass

Band II														
Mod.	Data Rate	NTX	CH.	Freq. (MHz)	Duty Factor (dB)		Average Power Density (dBm/MHz)			Average PSD Limit (dBm/MHz)		DG (dBi)		Pass /Fail
					Ant 1	Ant 2	Ant 1	Ant 2	SUM	Ant 1	Ant 2	Ant 1	Ant 2	
VHT20	MCS0	2	52	5260	0.00	0.00			9.58	9.97		7.03		Pass
VHT20	MCS0	2	60	5300	0.00	0.00			**9.91**	9.97		7.03		Pass
VHT20	MCS0	2	64	5320	0.00	0.00			9.67	9.97		7.03		Pass
VHT40	MCS0	2	54	5270	0.00	0.00			9.36	9.97		7.03		Pass
VHT40	MCS0	2	62	5310	0.00	0.00			6.55	9.97		7.03		Pass
VHT80	MCS0	2	58	5290	0.00	0.00			2.35	9.97		7.03		Pass

Band III														
Mod.	Data Rate	NTX	CH.	Freq. (MHz)	Duty Factor (dB)		Average Power Density (dBm/MHz)			Average PSD Limit (dBm/MHz)		DG (dBi)		Pass /Fail
					Ant 1	Ant 2	Ant 1	Ant 2	SUM	Ant 1	Ant 2	Ant 1	Ant 2	
VHT20	MCS0	2	100	5500	0.00	0.00			10.37	10.57		6.43		Pass
VHT20	MCS0	2	116	5580	0.00	0.00			**10.46**	10.57		6.43		Pass
VHT20	MCS0	2	140	5700	0.00	0.00			7.71	10.57		6.43		Pass
VHT20	MCS0	2	144	5720	0.00	0.00			10.05	10.57		6.43		Pass
VHT40	MCS0	2	102	5510	0.00	0.00			7.71	10.57		6.43		Pass
VHT40	MCS0	2	110	5550	0.00	0.00			10.07	10.57		6.43		Pass
VHT40	MCS0	2	134	5670	0.00	0.00			8.23	10.57		6.43		Pass
VHT40	MCS0	2	142	5710	0.00	0.00			10.39	10.57		6.43		Pass
VHT80	MCS0	2	106	5530	0.00	0.00			3.87	10.57		6.43		Pass
VHT80	MCS0	2	122	5610	0.00	0.00			7.95	10.57		6.43		Pass
VHT80	MCS0	2	138	5690	0.00	0.00			6.05	10.57		6.43		Pass

Worst Case Power Density (dBm/MHz)

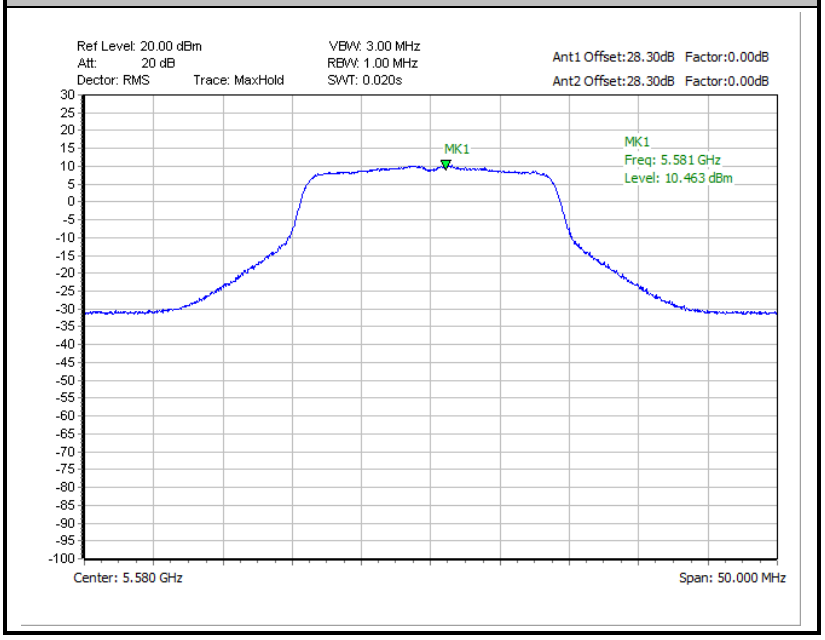

3.4 Unwanted Emissions Measurement

This section is to measure unwanted emissions through radiated measurement for band edge spurious emissions and out of band emissions measurement.

3.4.1 Limit of Unwanted Emissions

(1) For transmitters operating in the 5150-5250 MHz band: all emissions outside of the 5150-5350 MHz band shall not exceed an EIRP of –27dBm/MHz.

For transmitters operating in the 5250-5350 MHz band: all emissions outside of the 5150-5350 MHz band shall not exceed an EIRP of -27 dBm/MHz. Devices operating in the 5250-5350 MHz band that generate emissions in the 5150-5250 MHz band must meet all applicable technical requirements for operation in the 5150-5250 MHz band (including indoor use) or alternatively meet an out-of-band emission EIRP limit of -27 dBm/MHz in the 5150-5250 MHz band.

For transmitters operating in the 5470-5600 MHz and 5650-5725MHz band: all emissions outside of the 5470-5600 MHz and 5650-5725MHz band shall not exceed an EIRP of -27 dBm/MHz.

(2) Unwanted spurious emissions fallen in restricted bands shall comply with the general field strength limits as below table,

Frequency (MHz)	Field Strength (microvolts/meter)	Measurement Distance (meters)
0.009 – 0.490	2400/F(kHz)	300
0.490 – 1.705	24000/F(kHz)	30
1.705 – 30.0	30	30
30 – 88	100	3
88 – 216	150	3
216 - 960	200	3
Above 960	500	3

Note: The following formula is used to convert the EIRP to field strength.

$$E=\frac{1000000\sqrt{30P}}{3}$$ μV/m, where P is the eirp (Watts)

EIRP (dBm)	Field Strength at 3m (dBμV/m)
- 27	68.3

(3) KDB789033 D02 v02r01 G)2)c)

(i) Section 15.407(b)(1) to (b)(3) specify the unwanted emission limits for the U-NII-1 and U-NII-2 bands. As specified, emissions above 1000 MHz that are outside of the restricted bands are subject to a peak emission limit of -27 dBm/MHz.[3]

(ii) Section 15.407(b)(4) specifies the unwanted emission limit for the U-NII-3 band. A band emissions mask is specified in Section 15.407(b)(4)(i). The emission limits are in terms of a Peak detector. An alternative to the band emissions mask is specified in Section 15.407(b)(4)(ii). The alternative limits are based on the highest antenna gain specified in the filing. There are also marketing and importation restrictions for the devices using the alternative limit.[4]

Note 3: An out-of-band emission that complies with both the average and peak limits of Section 15.209 is not required to satisfy the -27 dBm/MHz peak emission limit.

Note 4: Only devices with antenna gains of 10 dBi or less may be approved using the emission limits specified in Section 15.247(d) till March 2, 2018; all other devices operating in this band must use the mask specified in Section 15.407(b)(4)(i).

3.4.2 Measuring Instruments

See list of measuring equipment of this test report.

3.4.3 Test Procedures

1. The testing follows FCC KDB 789033 D02 General UNII Test Procedures New Rules v02r01.

   Section G) Unwanted emissions measurement.

   (1) Procedure for Unwanted Emissions Measurements Below 1000MHz

   - RBW = 120 kHz
   - VBW = 300 kHz
   - Detector = Peak
   - Trace mode = max hold

   (2) Procedure for Peak Unwanted Emissions Measurements Above 1000 MHz

   - RBW = 1 MHz
   - VBW ≥ 3 MHz
   - Detector = Peak
   - Sweep time = auto
   - Trace mode = max hold

(3) Procedures for Average Unwanted Emissions Measurements Above 1000MHz

- RBW = 1 MHz
- VBW = 10 Hz, when duty cycle is no less than 98 percent.
- VBW ≥ 1/T, when duty cycle is less than 98 percent where T is the minimum transmission duration over which the transmitter is on and is transmitting at its maximum power control level for the tested mode of operation.

2. The EUT was placed on a turntable with 0.8 meter for frequency below 1GHz and 1.5 meter for frequency above 1GHz respectively above ground.
3. The EUT was set 3 meters from the interference receiving antenna which was mounted on the top of a variable height antenna tower.
4. The antenna is a broadband antenna and its height is adjusted between one meter and four meters above ground to find the maximum value of the field strength for both horizontal polarization and vertical polarization of the antenna.
5. For each suspected emission, the EUT was arranged to its worst case and then adjust the antenna tower (from 1 m to 4 m) and turntable (from 0 degree to 360 degrees) to find the maximum reading.
6. For testing below 1GHz, if the emission level of the EUT in peak mode was 3 dB lower than the limit specified, then peak values of EUT will be reported, otherwise, the emissions will be repeated one by one using the CISPR quasi-peak method and reported.
7. For testing above 1GHz, the emission level of the EUT in peak mode was 20dB lower than average limit (that means the emission level in average mode also complies with the limit in average mode), then peak values of EUT will be reported, otherwise, the emissions will be measured in average mode again and reported.

3.4.4 Test Setup

For radiated emissions below 30MHz

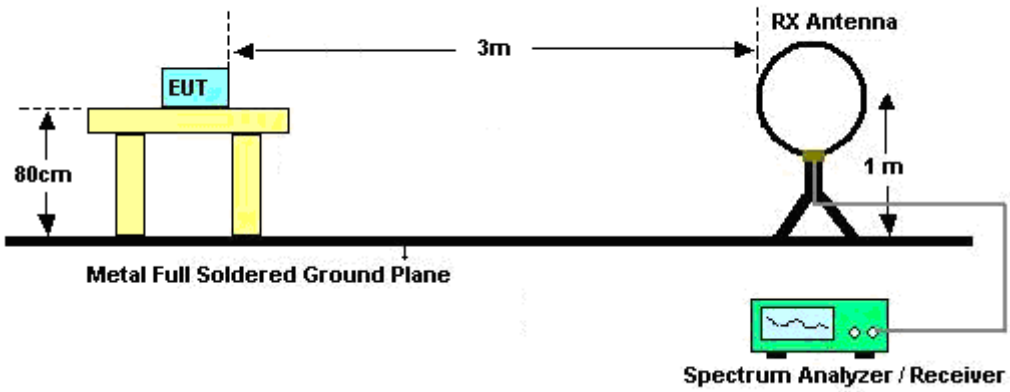

For radiated emissions from 30MHz to 1GHz

<CDD Mode>

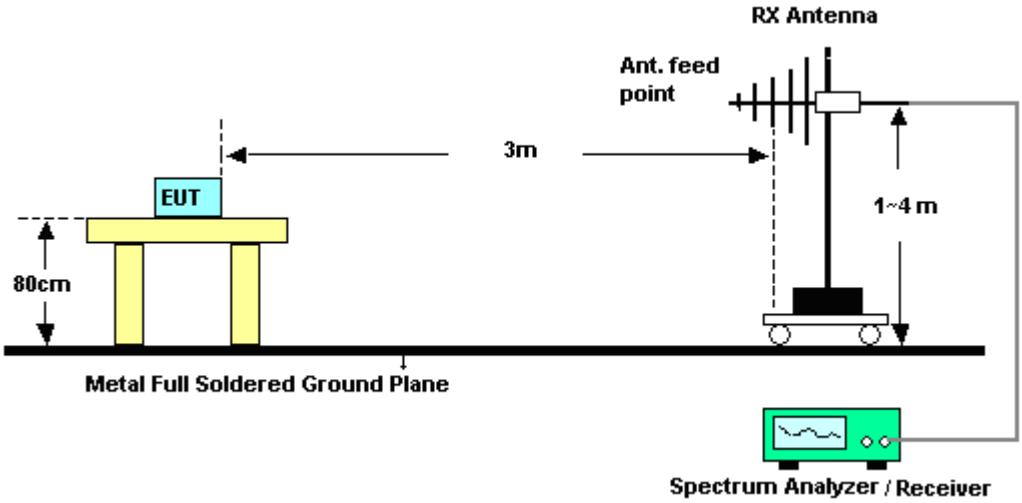

<TXBF Mode>

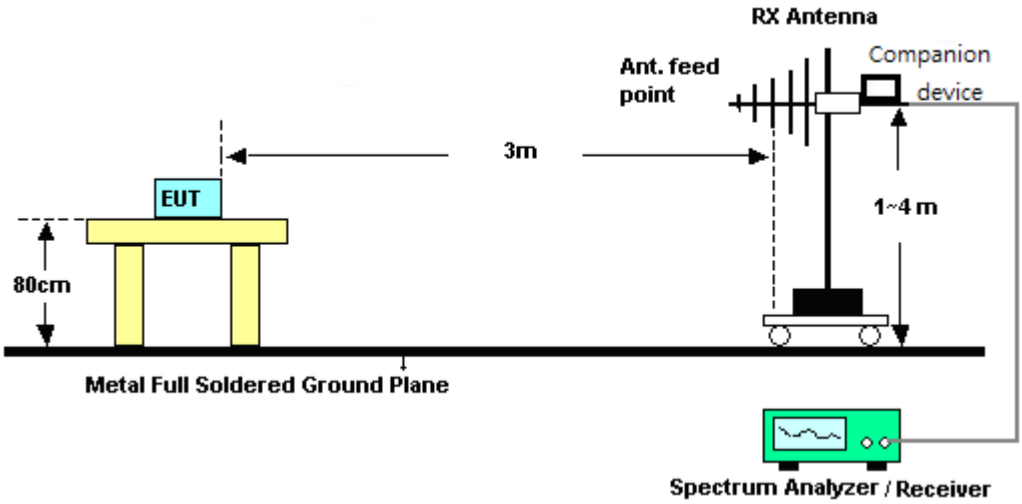

For radiated emissions above 1GHz

<CDD Mode>

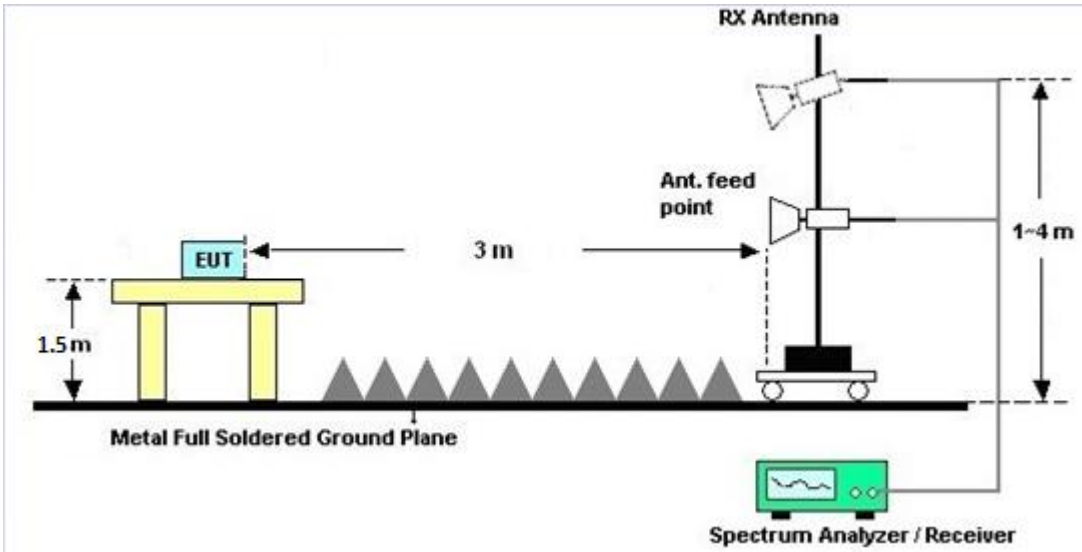

<TXBF Mode>

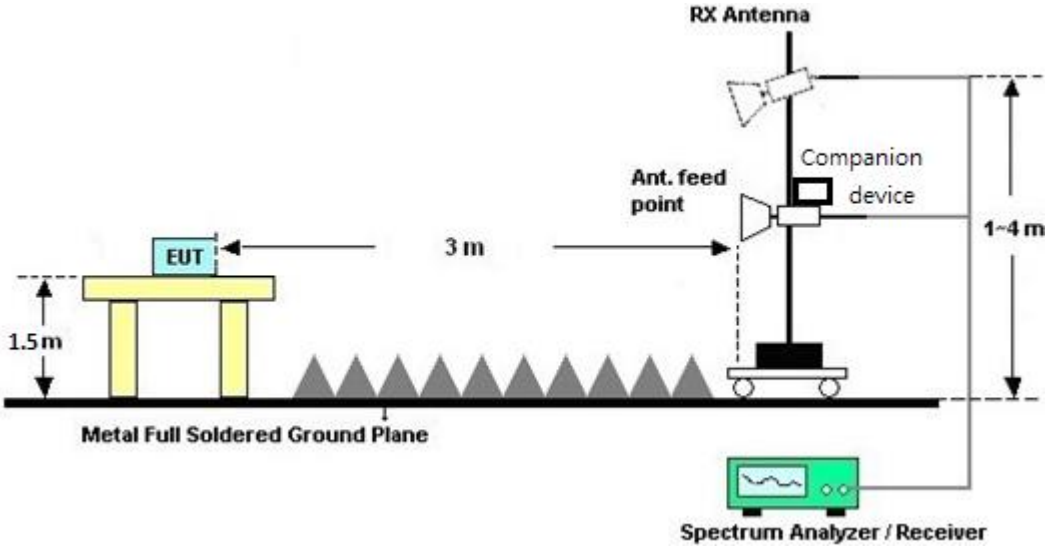

3.4.5 Test Results of Radiated Spurious Emissions (9 kHz ~ 30 MHz)

The low frequency, which started from 9 kHz to 30MHz, was pre-scanned and the result which was 20dB lower than the limit line was not reported.

There is a comparison data of both open-field test site and alternative test site - semi-Anechoic chamber according to 414788 D01 Radiated Test Site v01r01, and the result came out very similar.

3.4.6 Test Result of Radiated Spurious at Band Edges

Please refer to Appendix B and C.

3.4.7 Duty Cycle

Please refer to Appendix D.

3.4.8 Test Result of Radiated Spurious Emissions (30MHz ~ 10th Harmonic)

Please refer to Appendix B and C.

3.5 AC Conducted Emission Measurement

3.5.1 Limit of AC Conducted Emission

For equipment that is designed to be connected to the public utility (AC) power line, the radio frequency voltage that is conducted back onto the AC power line on any frequency or frequencies within the band 150 kHz to 30 MHz shall not exceed the limits in the following table.

Frequency of emission (MHz)	Conducted limit (dBμV)	
	Quasi-peak	Average
0.15-0.5	66 to 56*	56 to 46*
0.5-5	56	46
5-30	60	50

*Decreases with the logarithm of the frequency.

3.5.2 Measuring Instruments

See list of measuring equipment of this test report.

3.5.3 Test Procedures

1. The EUT was placed 0.4 meter from the conducting wall of the shielding room was kept at least 80 centimeters from any other grounded conducting surface.
2. Connect EUT to the power mains through a line impedance stabilization network (LISN).
3. All the support units are connecting to the other LISN.
4. The LISN provides 50 ohm coupling impedance for the measuring instrument.
5. The FCC states that a 50 ohm, 50 microhenry LISN should be used.
6. Both sides of AC line were checked for maximum conducted interference.
7. The frequency range from 150 kHz to 30 MHz was searched.
8. Set the test-receiver system to Peak Detect Function and specified bandwidth with Maximum Hold Mode.

3.5.4 Test Setup

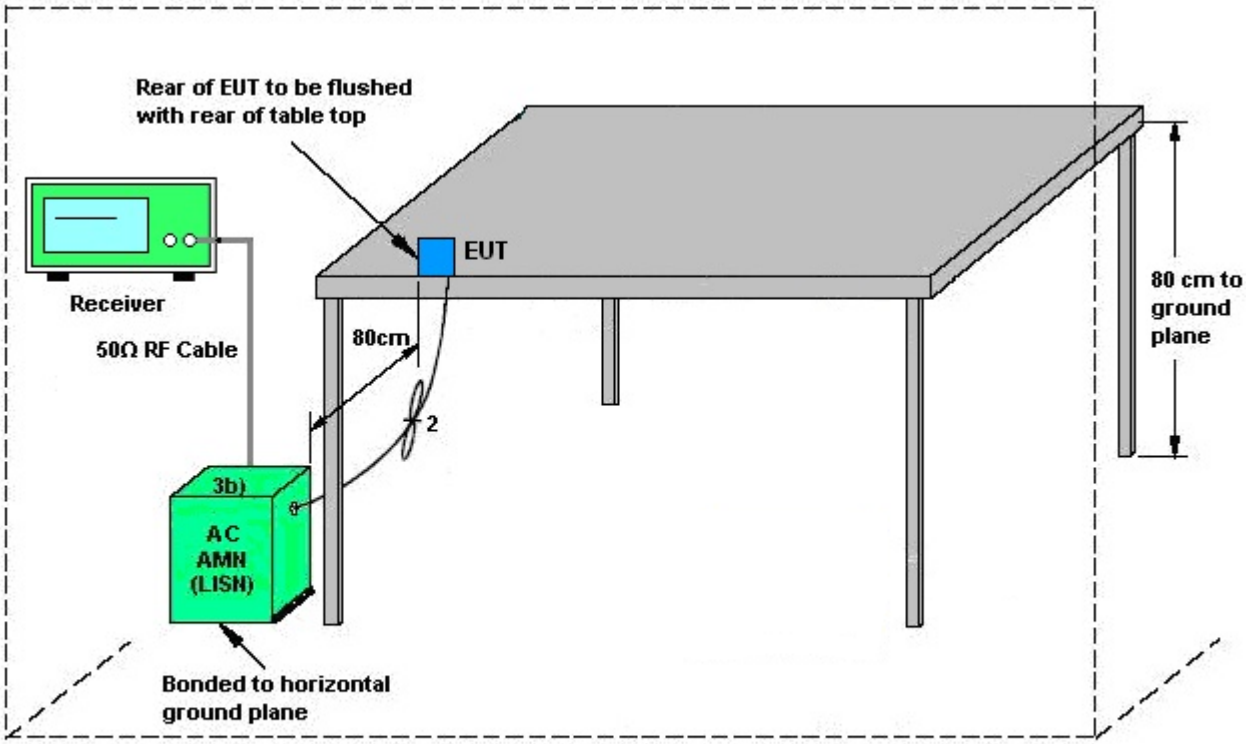

AMN = Artificial mains network (LISN)
AE = Associated equipment
EUT = Equipment under test
ISN = Impedance stabilization network

3.5.5 Test Result of AC Conducted Emission

Please refer to Appendix A.

3.6 Automatically Discontinue Transmission

3.6.1 Limit of Automatically Discontinue Transmission

The device shall automatically discontinue transmission in case of either absence of information to transmit or operational failure. These provisions are not intended to preclude the transmission of control or signaling information or the use of repetitive codes used by certain digital technologies to complete frame or burst intervals. Applicants shall include in their application for equipment authorization to describe how this requirement is met.

3.6.2 Measuring Instruments

See list of measuring equipment of this test report.

3.6.3 Test Result of Automatically Discontinue Transmission

While the EUT is not transmitting any information, the EUT can automatically discontinue transmission and become standby mode for power saving. The EUT can detect the controlling signal of ACK message transmitting from remote device and verify whether it shall resend or discontinue transmission.

3.7 Antenna Requirements

3.7.1 Standard Applicable

If transmitting antenna directional gain is greater than 6 dBi, both the peak transmit power and the peak power spectral density shall be reduced by the amount in dB that the directional gain of the antenna exceeds 6 dBi.

3.7.2 Antenna Anti-Replacement Construction

An embedded-in antenna design is used.

3.7.3 Antenna Gain

<CDD Mode>

FCC KDB 662911 D01 Multiple Transmitter Output v02r01

For CDD transmissions, directional gain is calculated as

Directional gain = GANT + Array Gain, where Array Gain is as follows.

For power spectral density (PSD) measurements on all devices,

Array Gain = 10 log(NANT/NSS=1) dB.

For power measurements on IEEE 802.11 devices,

Array Gain = 0 dB (i.e., no array gain) for NANT ≤ 4.

Directional gain may be calculated by using the formulas applicable to equal gain antennas with GANT set equal to the gain of the antenna having the highest gain;

The EUT supports CDD mode.

For power, the directional gain GANT is set equal to the antenna having the highest gain, i.e., F)2)f)i).

For PSD, the directional gain calculation is following F)2)f)ii) of KDB 662911 D01 v02r01.

The power and PSD limit should be modified if the directional gain of EUT is over 6 dBi,

The directional gain “DG” is calculated as following table.

<CDD Modes>

	Ant. 1 (dBi)	Ant. 2 (dBi)	DG for Power (dBi)	DG for PSD (dBi)	Power Limit Reduction (dB)	PSD Limit Reduction (dB)
Band I	4.52	3.12	4.52	6.86	0.00	0.86
Band II	4.12	3.92	4.12	7.03	0.00	1.03
Band III	2.88	3.92	3.92	6.43	0.00	0.43

Power limit reduction = Composite gain – 6dBi, (min = 0)

PSD limit reduction = Composite gain + PSD Array gain – 6dBi, (min = 0)

TXBF modes

FCC KDB 662911 D01 Multiple Transmitter Output v02r01

For CDD transmissions, directional gain is calculated as

$$DirectionalGain = 10 \cdot \log \left[\frac{\sum_{j=1}^{N_{SS}} \left\{ \sum_{k=1}^{N_{ANT}} g_{j,k} \right\}^2}{N_{ANT}} \right]$$

where

Each antenna is driven by no more than one spatial stream;

N_{SS} = the number of independent spatial streams of data;

N_{ANT} = the total number of antennas

$g_{j,k} = 10^{G_k/20}$ if the kth antenna is being fed by spatial stream j, or zero if it is not;

G_k is the gain in dBi of the kth antenna.

The EUT supports beamforming for 802.11ac modes.

The directional gain calculation is following F)2)e)ii) of KDB 662911 D01 v02r01.

The power and PSD limit should be modified if the directional gain of EUT is over 6 dBi,

The directional gain "DG" is calculated as following table.

	Ant 1 (dBi)	Ant 2 (dBi)	DG for Power (dBi)	DG for PSD (dBi)	Power Limit Reduction (dB)	PSD Limit Reduction (dB)
Band I	4.52	3.12	6.86	6.86	0.86	0.86
Band II	4.12	3.92	7.03	7.03	1.03	1.03
Band III	2.88	3.92	6.43	6.43	0.43	0.43

Power Limit Reduction = DG(Power) – 6dBi, (min = 0)

PSD Limit Reduction = DG(PSD) – 6dBi, (min = 0)

4 List of Measuring Equipment

Instrument	Manufacturer	Model No.	Serial No.	Characteristics	Calibration Date	Test Date	Due Date	Remark
AC Power Source	ChainTek	APC-1000W	N/A	N/A	N/A	Jan. 07, 2019	N/A	Conduction (CO05-HY)
EMI Test Receiver	Rohde & Schwarz	ESR3	102388	9KHz~3.6GHz	Nov. 12, 2018	Jan. 07, 2019	Nov. 11, 2019	Conduction (CO05-HY)
LISN	Rohde & Schwarz	ENV216	100080	9kHz~30MHz	Nov. 14, 2018	Jan. 07, 2019	Nov. 13, 2019	Conduction (CO05-HY)
Software	Rohde & Schwarz	EMC32 V10.30	N/A	N/A	N/A	Jan. 07, 2019	N/A	Conduction (CO05-HY)
LF Cable	HUBER + SUHNER	RG-214/U	LF01	N/A	Jan. 02, 2019	Jan. 07, 2019	Jan. 01, 2020	Conduction (CO05-HY)
Pulse Limiter	SCHWARZBECK	VTSD 9561-F N	9561-F N00373	9kHz-200MHz	Nov. 08, 2018	Jan. 07, 2019	Nov. 07, 2019	Conduction (CO05-HY)
Preamplifier	Agilent	8449B	3008A01917	1GHz~26.5GHz	Apr. 23, 2018	Dec. 25, 2018~ Jan. 25, 2019	Apr. 22, 2019	Radiation (03CH07-HY)
Bilog Antenna	TESEQ	CBL 6111D&00800 N1D01N-06	35419&03	30MHz to 1GHz	Dec. 16, 2018	Dec. 25, 2018~ Jan. 25, 2019	Dec. 15, 2019	Radiation (03CH07-HY)
Double Ridge Horn Antenna	ESCO	3117	00075962	1GHz ~ 18GHz	Dec. 02, 2018	Dec. 25, 2018~ Jan. 25, 2019	Dec. 03, 2019	Radiation (03CH07-HY)
Loop Antenna	Rohde & Schwarz	HFH2-Z2	100315	9 kHz~30 MHz	May 15, 2017	Dec. 25, 2018~ Jan. 25, 2019	May 14, 2019	Radiation (03CH07-HY)
Preamplifier	MITEQ	AMF-7D-0010 1800-30-10P	1590075	1GHz ~ 18GHz	Apr. 25, 2018	Dec. 25, 2018~ Jan. 25, 2019	Apr. 24, 2019	Radiation (03CH07-HY)
Preamplifier	COM-POWER	PA-103A	161241	10MHz-1GHz	May 21, 2018	Dec. 25, 2018~ Jan. 25, 2019	May 20, 2019	Radiation (03CH07-HY)
RF Cable	HUBER + SUHNER	SUCOFLEX 104	MY28655/4, MY24971/4, MY15682/4	30MHz~1GHz	Feb. 27, 2018	Dec. 25, 2018~ Jan. 25, 2019	Feb. 26, 2019	Radiation (03CH07-HY)
RF Cable	HUBER + SUHNER	SUCOFLEX 104	MY28655/4, MY24971/4, MY15682/4	1GHz~18GHz	Feb. 27, 2018	Dec. 25, 2018~ Jan. 25, 2019	Feb. 26, 2019	Radiation (03CH07-HY)
Antenna Mast	Max-Full	MFA520BS	N/A	1m~4m	N/A	Dec. 25, 2018~ Jan. 25, 2019	N/A	Radiation (03CH07-HY)
Turn Table	ChainTek	Chaintek 3000	N/A	0~360 Degree	N/A	Dec. 25, 2018~ Jan. 25, 2019	N/A	Radiation (03CH07-HY)
Amplifier	MITEQ	TTA1840-35-HG	1871923	18GHz~40GHz, VSWR : 2.5:1 max	Jul. 16, 2018	Dec. 25, 2018~ Jan. 25, 2019	Jul. 15, 2019	Radiation (03CH07-HY)
Software	Audix	E3 6.2009-8-24	RK-001042	N/A	N/A	Dec. 25, 2018~ Jan. 25, 2019	N/A	Radiation (03CH07-HY)
SHF-EHF Horn Antenna	SCHWARZBECK	BBHA 9170	BBHA9170251	18GHz- 40GHz	Nov. 20, 2018	Dec. 25, 2018~ Jan. 25, 2019	Nov. 19, 2019	Radiation (03CH07-HY)
RF Cable	HUBER + SUHNER	SF102/2*11S K252	MY4278/2	9kHz~40GHz	May 17, 2018	Dec. 25, 2018~ Jan. 25, 2019	May 16, 2019	Radiation (03CH07-HY)
Spectrum Analyzer	Agilent	N9010A	MY53470118	10Hz~44GHz	Apr. 17, 2018	Dec. 25, 2018~ Jan. 25, 2019	Apr. 16, 2019	Radiation (03CH07-HY)

Instrument	Manufacturer	Model No.	Serial No.	Characteristics	Calibration Date	Test Date	Due Date	Remark
<CDD Mode>								
Power Meter	Anritsu	ML2495A	1218006	N/A	Oct. 08, 2018	Nov. 27, 2018~ Feb. 08, 2019	Oct. 07, 2019	Conducted (TH05-HY)
Power Sensor	Anritsu	MA2411B	1207363	300MHz~ 40GHz	Oct. 08, 2018	Nov. 27, 2018~ Feb. 08, 2019	Oct. 07, 2019	Conducted (TH05-HY)
Spectrum Analyzer	Rohde & Schwarz	FSV40	101397	10Hz~40GHz	Nov. 13, 2018	Nov. 27, 2018~ Feb. 08, 2019	Nov. 12, 2019	Conducted (TH05-HY)
Switch Box & RF Cable	Burgeon	ETF-058	EC1300484	N/A	Mar. 01, 2018	Nov. 27, 2018~ Feb. 08, 2019	Feb. 28, 2019	Conducted (TH05-HY)
<TXBF Mode>								
Power Sensor	DARE	RadiPower	15I00041SNO09	10MHz~6GHz	May 07, 2018	Jan. 02, 2019~ Feb. 03, 2019	May 06, 2019	Conducted (TH05-HY)
Signal Analyzer	Rohde & Schwarz	FSV40	101397	10Hz~40GHz	Nov. 13, 2018	Jan. 02, 2019~ Feb. 03, 2019	Nov. 12, 2019	Conducted (TH05-HY)

5 Uncertainty of Evaluation

Uncertainty of Conducted Emission Measurement (150kHz ~ 30MHz)

Measuring Uncertainty for a Level of Confidence of 95% (U = 2Uc(y))	2.2

Uncertainty of Radiated Emission Measurement (30 MHz ~ 1000 MHz)

Measuring Uncertainty for a Level of Confidence of 95% (U = 2Uc(y))	5.7

Uncertainty of Radiated Emission Measurement (1000 MHz ~ 18000 MHz)

Measuring Uncertainty for a Level of Confidence of 95% (U = 2Uc(y))	5.5

Uncertainty of Radiated Emission Measurement (18000 MHz ~ 40000 MHz)

Measuring Uncertainty for a Level of Confidence of 95% (U = 2Uc(y))	5.2

Appendix A. AC Conducted Emission Test Results

Test Engineer :	Jimmy Chang	**Temperature :**	24~26℃
		Relative Humidity :	51~53%
Test Voltage :	120Vac / 60Hz	**Phase :**	Line
Remark :	All emissions not reported here are more than 10 dB below the prescribed limit.		

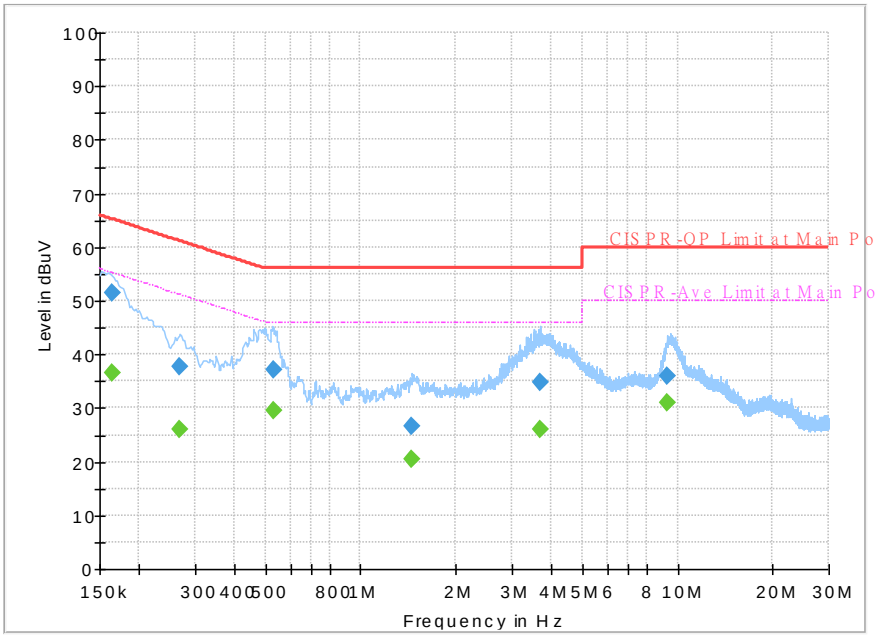

Final Result

Frequency (MHz)	QuasiPeak (dBuV)	CAverage (dBuV)	Limit (dBuV)	Margin (dB)	Line	Filter	Corr. (dB)
0.163500	---	36.51	55.28	18.77	L1	OFF	19.5
0.163500	51.43	---	65.28	13.85	L1	OFF	19.5
0.269250	---	26.16	51.14	24.98	L1	OFF	19.5
0.269250	37.65	---	61.14	23.49	L1	OFF	19.5
0.530250	---	29.45	46.00	16.55	L1	OFF	19.5
0.530250	37.20	---	56.00	18.80	L1	OFF	19.5
1.455000	---	20.48	46.00	25.52	L1	OFF	19.6
1.455000	26.56	---	56.00	29.44	L1	OFF	19.6
3.689250	---	25.98	46.00	20.02	L1	OFF	19.6
3.689250	34.90	---	56.00	21.10	L1	OFF	19.6
9.314250	---	30.86	50.00	19.14	L1	OFF	19.7
9.314250	36.00	---	60.00	24.00	L1	OFF	19.7

Test Engineer :	Jimmy Chang	**Temperature :**	24~26℃
		Relative Humidity :	51~53%
Test Voltage :	120Vac / 60Hz	**Phase :**	Neutral
Remark :	All emissions not reported here are more than 10 dB below the prescribed limit.		

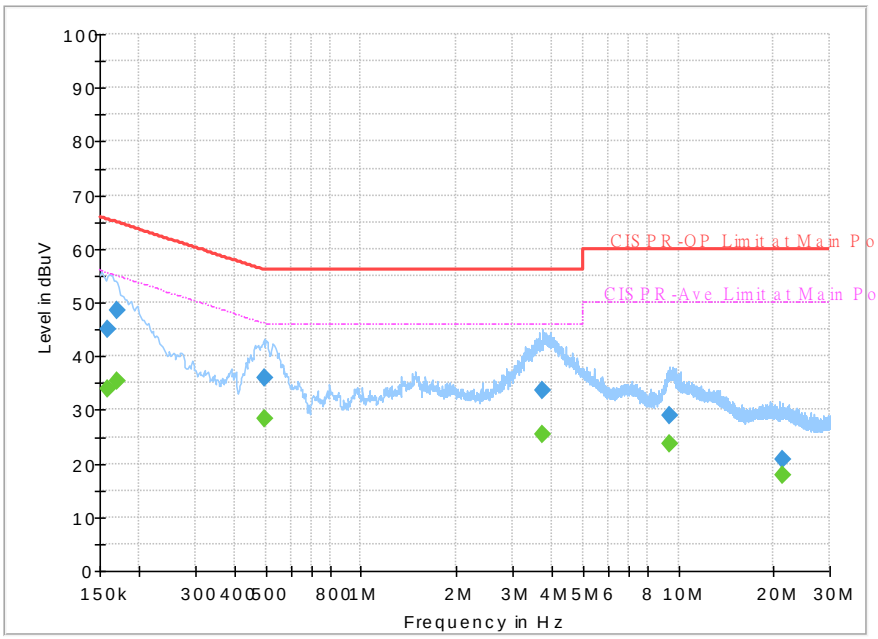

Final Result

Frequency (MHz)	QuasiPeak (dBuV)	CAverage (dBuV)	Limit (dBuV)	Margin (dB)	Line	Filter	Corr. (dB)
0.159000	---	34.05	55.52	21.47	N	OFF	19.5
0.159000	45.04	---	65.52	20.48	N	OFF	19.5
0.170250	---	35.39	54.95	19.56	N	OFF	19.5
0.170250	48.44	---	64.95	16.51	N	OFF	19.5
0.494250	---	28.33	46.10	17.77	N	OFF	19.5
0.494250	35.94	---	56.10	20.16	N	OFF	19.5
3.723000	---	25.47	46.00	20.53	N	OFF	19.6
3.723000	33.61	---	56.00	22.39	N	OFF	19.6
9.413250	---	23.63	50.00	26.37	N	OFF	19.7
9.413250	28.84	---	60.00	31.16	N	OFF	19.7
21.417000	---	17.72	50.00	32.28	N	OFF	19.9
21.417000	20.64	---	60.00	39.36	N	OFF	19.9

Appendix B. Radiated Spurious Emission

Test Engineer :	Jesse Wang, Stan Hsieh, and Troye Hsieh	Temperature :	20~25°C
		Relative Humidity :	55~60%

<CDD Mode>

Band 1 - 5150~5250MHz

WIFI 802.11a (Band Edge @ 3m)

WIFI Ant.	Note	Frequency	Level	Over Limit	Limit Line	Read Level	Antenna Factor	Path Loss	Preamp Factor	Ant Pos	Table Pos	Peak Avg.	Pol.
1		(MHz)	(dBμV/m)	(dB)	(dBμV/m)	(dBμV)	(dB/m)	(dB)	(dB)	(cm)	(deg)	(P/A)	(H/V)
802.11a CH 36 5180MHz		5145.08	57.86	-16.14	74	46.51	34.3	11.03	33.98	204	326	P	H
		5150	51.66	-2.34	54	40.31	34.3	11.03	33.98	204	326	A	H
	*	5180	114.29	-	-	102.94	34.3	11.03	33.98	204	326	P	H
	*	5180	106.87	-	-	95.52	34.3	11.03	33.98	204	326	A	H
													H
		5149.24	53.8	-20.2	74	42.45	34.3	11.03	33.98	396	256	P	V
		5150	47.03	-6.97	54	35.68	34.3	11.03	33.98	396	256	A	V
	*	5180	109.89	-	-	98.54	34.3	11.03	33.98	396	256	P	V
	*	5180	102.82	-	-	91.47	34.3	11.03	33.98	396	256	A	V
													V
802.11a CH 44 5220MHz		5136.76	54.96	-19.04	74	43.78	34.2	10.96	33.98	201	326	P	H
		5150	48	-6	54	36.65	34.3	11.03	33.98	201	326	A	H
	*	5220	118.31	-	-	106.86	34.33	11.1	33.98	201	326	P	H
	*	5220	110.16	-	-	98.71	34.33	11.1	33.98	201	326	A	H
		5438.72	50.71	-23.29	74	38.83	34.67	11.2	33.99	201	326	P	H
		5376	43.05	-10.95	54	31.43	34.47	11.14	33.99	201	326	A	H
		5146.12	51.79	-22.21	74	40.44	34.3	11.03	33.98	350	253	P	V
		5149.76	43.62	-10.38	54	32.27	34.3	11.03	33.98	350	253	A	V
	*	5220	113.61	-	-	102.16	34.33	11.1	33.98	350	253	P	V
	*	5220	105.91	-	-	94.46	34.33	11.1	33.98	350	253	A	V
		5410.16	50.03	-23.97	74	38.27	34.6	11.15	33.99	350	253	P	V
		5452.72	41.76	-12.24	54	29.85	34.7	11.2	33.99	350	253	A	V

802.11a CH 48 5240MHz		5150	55.19	-18.81	74	43.84	34.3	11.03	33.98	197	325	P	H
		5150	46.07	-7.93	54	34.72	34.3	11.03	33.98	197	325	A	H
	*	5240	118.16	-	-	106.66	34.37	11.11	33.98	197	325	P	H
	*	5240	111.03	-	-	99.53	34.37	11.11	33.98	197	325	A	H
		5432	50.1	-23.9	74	38.22	34.67	11.2	33.99	197	325	P	H
		5350	43.27	-10.73	54	31.71	34.4	11.14	33.98	197	325	A	H
		5141.7	50.45	-23.55	74	39.1	34.3	11.03	33.98	330	253	P	V
		5150	42.85	-11.15	54	31.5	34.3	11.03	33.98	330	253	A	V
	*	5240	113.9	-	-	102.4	34.37	11.11	33.98	330	253	P	V
	*	5240	106.3	-	-	94.8	34.37	11.11	33.98	330	253	A	V
		5397.84	50.84	-23.16	74	39.08	34.6	11.15	33.99	330	253	P	V
		5352.2	41.96	-12.04	54	30.4	34.4	11.14	33.98	330	253	A	V
Remark	1. No other spurious found. 2. All results are PASS against Peak and Average limit line.												

Band 1 5150~5250MHz

WIFI 802.11a (Harmonic @ 3m)

WIFI Ant. 1	Note	Frequency (MHz)	Level (dBμV/m)	Over Limit (dB)	Limit Line (dBμV/m)	Read Level (dBμV)	Antenna Factor (dB/m)	Path Loss (dB)	Preamp Factor (dB)	Ant Pos (cm)	Table Pos (deg)	Peak Avg. (P/A)	Pol. (H/V)
802.11a CH 36 5180MHz		10360	46.55	-21.65	68.2	51.55	37.33	17	59.33	100	0	P	H
		15540	49.92	-24.08	74	45.72	40.27	20.52	56.59	100	0	P	H
													H
													H
		10360	46.88	-21.32	68.2	51.88	37.33	17	59.33	100	0	P	V
		15540	49.78	-24.22	74	45.58	40.27	20.52	56.59	100	0	P	V
													V
													V
802.11a CH 44 5220MHz		10440	45.16	-23.04	68.2	49.93	37.4	17.1	59.27	100	0	P	H
		15660	48.96	-25.04	74	44.66	40.3	20.57	56.57	100	0	P	H
													H
													H
		10440	44.62	-23.58	68.2	49.39	37.4	17.1	59.27	100	0	P	V
		15660	48.81	-25.19	74	44.51	40.3	20.57	56.57	100	0	P	V
													V
													V
802.11a CH 48 5240MHz		10480	44.11	-24.09	68.2	48.78	37.4	17.15	59.22	100	0	P	H
		15720	50.32	-23.68	74	45.84	40.43	20.61	56.56	100	0	P	H
													H
													H
		10480	44.45	-23.75	68.2	49.12	37.4	17.15	59.22	100	0	P	V
		15720	48.92	-25.08	74	44.44	40.43	20.61	56.56	100	0	P	V
													V
													V
Remark	1. No other spurious found. 2. All results are PASS against Peak and Average limit line.												

Band 1 5150~5250MHz

WIFI 802.11n HT20 (Band Edge @ 3m)

WIFI Ant. 1	Note	Frequency (MHz)	Level (dBμV/m)	Over Limit (dB)	Limit Line (dBμV/m)	Read Level (dBμV)	Antenna Factor (dB/m)	Path Loss (dB)	Preamp Factor (dB)	Ant Pos (cm)	Table Pos (deg)	Peak Avg. (P/A)	Pol. (H/V)
802.11n HT20 CH 36 5180MHz		5146.9	59.39	-14.61	74	48.04	34.3	11.03	33.98	192	326	P	H
		5150	51.53	-2.47	54	40.18	34.3	11.03	33.98	192	326	A	H
	*	5180	113.86	-	-	102.51	34.3	11.03	33.98	192	326	P	H
	*	5180	106.6	-	-	95.25	34.3	11.03	33.98	192	326	A	H
													H
													H
		5145.6	54.45	-19.55	74	43.1	34.3	11.03	33.98	397	248	P	V
		5149.76	47.03	-6.97	54	35.68	34.3	11.03	33.98	397	248	A	V
	*	5180	109.86	-	-	98.51	34.3	11.03	33.98	397	248	P	V
	*	5180	102.33	-	-	90.98	34.3	11.03	33.98	397	248	A	V
													V
													V
802.11n HT20 CH 44 5220MHz		5141.44	55.51	-18.49	74	44.16	34.3	11.03	33.98	201	327	P	H
		5150	48.69	-5.31	54	37.34	34.3	11.03	33.98	201	327	A	H
	*	5220	117.24	-	-	105.79	34.33	11.1	33.98	201	327	P	H
	*	5220	109.67	-	-	98.22	34.33	11.1	33.98	201	327	A	H
		5356.68	50.49	-23.51	74	38.93	34.4	11.14	33.98	201	327	P	H
		5354.44	42.98	-11.02	54	31.42	34.4	11.14	33.98	201	327	A	H
		5147.16	51.65	-22.35	74	40.3	34.3	11.03	33.98	350	256	P	V
		5150	44.12	-9.88	54	32.77	34.3	11.03	33.98	350	256	A	V
	*	5220	113.14	-	-	101.69	34.33	11.1	33.98	350	256	P	V
	*	5220	105.41	-	-	93.96	34.33	11.1	33.98	350	256	A	V
		5453.84	49.53	-24.47	74	37.62	34.7	11.2	33.99	350	256	P	V
		5452.72	41.76	-12.24	54	29.85	34.7	11.2	33.99	350	256	A	V

802.11n HT20 CH 48 5240MHz		5134.68	51.29	-22.71	74	40.11	34.2	10.96	33.98	200	327	P	H
		5145.6	44.58	-9.42	54	33.23	34.3	11.03	33.98	200	327	A	H
	*	5240	117.03	-	-	105.53	34.37	11.11	33.98	200	327	P	H
	*	5240	109.5	-	-	98	34.37	11.11	33.98	200	327	A	H
		5365.08	51.42	-22.58	74	39.79	34.47	11.14	33.98	200	327	P	H
		5376	43.45	-10.55	54	31.83	34.47	11.14	33.99	200	327	A	H
		5034.58	50.22	-23.78	74	39.29	34.07	10.83	33.97	329	251	P	V
		5149.24	42.38	-11.62	54	31.03	34.3	11.03	33.98	329	251	A	V
	*	5240	113.41	-	-	101.91	34.37	11.11	33.98	329	251	P	V
	*	5240	105.2	-	-	93.7	34.37	11.11	33.98	329	251	A	V
		5390.56	50.2	-23.8	74	38.51	34.53	11.15	33.99	329	251	P	V
		5376	42.1	-11.9	54	30.48	34.47	11.14	33.99	329	251	A	V
Remark	1. No other spurious found. 2. All results are PASS against Peak and Average limit line.												

Band 1 5150~5250MHz

WIFI 802.11n HT20 (Harmonic @ 3m)

WIFI Ant. 1	Note	Frequency (MHz)	Level (dBμV/m)	Over Limit (dB)	Limit Line (dBμV/m)	Read Level (dBμV)	Antenna Factor (dB/m)	Path Loss (dB)	Preamp Factor (dB)	Ant Pos (cm)	Table Pos (deg)	Peak Avg. (P/A)	Pol. (H/V)
802.11n HT20 CH 36 5180MHz		10360	43.95	-24.25	68.2	48.95	37.33	17	59.33	100	0	P	H
		15540	49.12	-24.88	74	44.92	40.27	20.52	56.59	100	0	P	H
													H
													H
		10360	44.3	-23.9	68.2	49.3	37.33	17	59.33	100	0	P	V
		15540	49.97	-24.03	74	45.77	40.27	20.52	56.59	100	0	P	V
													V
													V
802.11n HT20 CH 44 5220MHz		10440	44.75	-23.45	68.2	49.52	37.4	17.1	59.27	100	0	P	H
		15660	50.08	-23.92	74	45.78	40.3	20.57	56.57	100	0	P	H
													H
													H
		10440	46.13	-22.07	68.2	50.9	37.4	17.1	59.27	100	0	P	V
		15660	47.99	-26.01	74	43.69	40.3	20.57	56.57	100	0	P	V
													V
													V
802.11n HT20 CH 48 5240MHz		10480	45.15	-23.05	68.2	49.82	37.4	17.15	59.22	100	0	P	H
		15720	48.41	-25.59	74	43.93	40.43	20.61	56.56	100	0	P	H
													H
													H
		10480	44.33	-23.87	68.2	49	37.4	17.15	59.22	100	0	P	V
		15720	48.58	-25.42	74	44.1	40.43	20.61	56.56	100	0	P	V
													V
													V
Remark	1. No other spurious found. 2. All results are PASS against Peak and Average limit line.												

Band 1 5150~5250MHz

WIFI 802.11n HT40 (Band Edge @ 3m)

WIFI Ant. 1	Note	Frequency (MHz)	Level (dBμV/m)	Over Limit (dB)	Limit Line (dBμV/m)	Read Level (dBμV)	Antenna Factor (dB/m)	Path Loss (dB)	Preamp Factor (dB)	Ant Pos (cm)	Table Pos (deg)	Peak Avg. (P/A)	Pol. (H/V)
802.11n HT40 CH 38 5190MHz		5148.2	58.33	-15.67	74	46.98	34.3	11.03	33.98	212	292	P	H
		5150	50.29	-3.71	54	38.94	34.3	11.03	33.98	212	292	A	H
	*	5190	108.56	-	-	97.14	34.3	11.1	33.98	212	292	P	H
	*	5190	100.73	-	-	89.31	34.3	11.1	33.98	212	292	A	H
		5406.24	51.19	-22.81	74	39.43	34.6	11.15	33.99	212	292	P	H
		5376	43.86	-10.14	54	32.24	34.47	11.14	33.99	212	292	A	H
		5147.16	52.91	-21.09	74	41.56	34.3	11.03	33.98	398	246	P	V
		5150.02	46.48	-103.52	150	35.13	34.3	11.03	33.98	398	246	A	V
	*	5190	104.44	-	-	93.02	34.3	11.1	33.98	398	246	P	V
	*	5190	107.63	-	-	96.21	34.3	11.1	33.98	398	246	A	V
		5423.88	51.38	-22.62	74	39.54	34.63	11.2	33.99	398	246	P	V
		5453	41.95	-12.05	54	30.04	34.7	11.2	33.99	398	246	A	V
802.11n HT40 CH 46 5230MHz		5148.72	57.02	-16.98	74	45.67	34.3	11.03	33.98	210	294	P	H
		5148.72	50.22	-3.78	54	38.87	34.3	11.03	33.98	210	294	A	H
	*	5230	112.52	-	-	101.02	34.37	11.11	33.98	210	294	P	H
	*	5230	104.62	-	-	93.12	34.37	11.11	33.98	210	294	A	H
		5357.8	53.58	-20.42	74	42.02	34.4	11.14	33.98	210	294	P	H
		5376	45.47	-8.53	54	33.85	34.47	11.14	33.99	210	294	A	H
		5145.34	53.33	-20.67	74	41.98	34.3	11.03	33.98	389	250	P	V
		5147.16	46.92	-7.08	54	35.57	34.3	11.03	33.98	389	250	A	V
	*	5230	109.39	-	-	97.89	34.37	11.11	33.98	389	250	P	V
	*	5230	100.75	-	-	89.25	34.37	11.11	33.98	389	250	A	V
		5446.56	50.67	-23.33	74	38.76	34.7	11.2	33.99	389	250	P	V
		5353.04	42.8	-11.2	54	31.24	34.4	11.14	33.98	389	250	A	V
Remark	1. No other spurious found. 2. All results are PASS against Peak and Average limit line.												

Band 1 5150~5250MHz

WIFI 802.11n HT40 (Harmonic @ 3m)

WIFI Ant. 1	Note	Frequency (MHz)	Level (dBμV/m)	Over Limit (dB)	Limit Line (dBμV/m)	Read Level (dBμV)	Antenna Factor (dB/m)	Path Loss (dB)	Preamp Factor (dB)	Ant Pos (cm)	Table Pos (deg)	Peak Avg. (P/A)	Pol. (H/V)
802.11n HT40 CH 38 5190MHz		10380	47.41	-20.79	68.2	52.36	37.37	17	59.32	100	0	P	H
		15570	49.85	-24.15	74	45.67	40.23	20.54	56.59	100	0	P	H
													H
													H
		10380	47.25	-20.95	68.2	52.2	37.37	17	59.32	100	0	P	V
		15570	49.93	-24.07	74	45.75	40.23	20.54	56.59	100	0	P	V
													V
													V
802.11n HT40 CH 46 5230MHz		10460	47.08	-21.12	68.2	51.83	37.4	17.1	59.25	100	0	P	H
		15690	49.89	-24.11	74	45.49	40.37	20.59	56.56	100	0	P	H
													H
													H
		10460	46.91	-21.29	68.2	51.66	37.4	17.1	59.25	100	0	P	V
		15690	49.7	-24.3	74	45.3	40.37	20.59	56.56	100	0	P	V
													V
													V
Remark	1. No other spurious found. 2. All results are PASS against Peak and Average limit line.												

Band 1 5150~5250MHz

WIFI 802.11ac VHT80 (Band Edge @ 3m)

WIFI Ant. 1	Note	Frequency (MHz)	Level (dBμV/m)	Over Limit (dB)	Limit Line (dBμV/m)	Read Level (dBμV)	Antenna Factor (dB/m)	Path Loss (dB)	Preamp Factor (dB)	Ant Pos (cm)	Table Pos (deg)	Peak Avg. (P/A)	Pol. (H/V)
802.11ac VHT80 CH 42 5210MHz		5145.34	60.51	-13.49	74	49.16	34.3	11.03	33.98	205	329	P	H
		5145.86	51.22	-2.78	54	39.87	34.3	11.03	33.98	205	329	A	H
	*	5210	105.2	-	-	93.75	34.33	11.1	33.98	205	329	P	H
	*	5210	97.61	-	-	86.16	34.33	11.1	33.98	205	329	A	H
		5451.32	50.88	-23.12	74	38.97	34.7	11.2	33.99	205	329	P	H
		5452.72	44.14	-9.86	54	32.23	34.7	11.2	33.99	205	329	A	H
		5147.42	52.22	-21.78	74	40.87	34.3	11.03	33.98	389	63	P	V
		5149.76	44.5	-9.5	54	33.15	34.3	11.03	33.98	389	63	A	V
	*	5210	100.01	-	-	88.56	34.33	11.1	33.98	389	63	P	V
	*	5210	92.66	-	-	81.21	34.33	11.1	33.98	389	63	A	V
		5448.24	50	-24	74	38.09	34.7	11.2	33.99	389	63	P	V
		5452.72	43.25	-10.75	54	31.34	34.7	11.2	33.99	389	63	A	V
Remark	1. No other spurious found. 2. All results are PASS against Peak and Average limit line.												

Band 1 5150~5250MHz

WIFI 802.11ac VHT80 (Harmonic @ 3m)

WIFI Ant. 1	Note	Frequency (MHz)	Level (dBμV/m)	Over Limit (dB)	Limit Line (dBμV/m)	Read Level (dBμV)	Antenna Factor (dB/m)	Path Loss (dB)	Preamp Factor (dB)	Ant Pos (cm)	Table Pos (deg)	Peak Avg. (P/A)	Pol. (H/V)
802.11ac VHT80 CH 42 5210MHz		10420	48.43	-19.77	68.2	53.26	37.4	17.05	59.28	100	0	P	H
		15630	49.83	-24.17	74	45.56	40.27	20.57	56.57	100	0	P	H
													H
													H
		10420	48.16	-20.04	68.2	52.99	37.4	17.05	59.28	100	0	P	V
		15630	49.7	-24.3	74	45.43	40.27	20.57	56.57	100	0	P	V
													V
													V
Remark	1. No other spurious found. 2. All results are PASS against Peak and Average limit line.												

Band 2 - 5250~5350MHz

WIFI 802.11a (Band Edge @ 3m)

WIFI Ant.	Note	Frequency	Level	Over Limit	Limit Line	Read Level	Antenna Factor	Path Loss	Preamp Factor	Ant Pos	Table Pos	Peak Avg.	Pol.
1		(MHz)	(dBμV/m)	(dB)	(dBμV/m)	(dBμV)	(dB/m)	(dB)	(dB)	(cm)	(deg)	(P/A)	(H/V)
802.11a CH 52 5260MHz		5148.4	53.49	-20.51	74	42.14	34.3	11.03	33.98	207	307	P	H
		5147.35	43.84	-10.16	54	32.49	34.3	11.03	33.98	207	307	A	H
	*	5260	118.91	-	-	107.38	34.4	11.11	33.98	207	307	P	H
	*	5260	110.51	-	-	98.98	34.4	11.11	33.98	207	307	A	H
		5352.24	59.38	-14.62	74	47.82	34.4	11.14	33.98	207	307	P	H
		5351.52	50.78	-3.22	54	39.22	34.4	11.14	33.98	207	307	A	H
		5149.8	55.16	-18.84	74	43.81	34.3	11.03	33.98	400	273	P	V
		5150.15	46.7	-103.3	150	35.35	34.3	11.03	33.98	400	273	A	V
	*	5260	115.08	-	-	103.55	34.4	11.11	33.98	400	273	P	V
	*	5260	106.77	-	-	95.24	34.4	11.11	33.98	400	273	A	V
		5358.72	54.79	-19.21	74	43.23	34.4	11.14	33.98	400	273	P	V
		5352	46.47	-7.53	54	34.91	34.4	11.14	33.98	400	273	A	V
802.11a CH 60 5300MHz		5109.2	49.99	-24.01	74	38.9	34.1	10.96	33.97	208	329	P	H
		5145.95	42.86	-11.14	54	31.51	34.3	11.03	33.98	208	329	A	H
	*	5300	116.83	-	-	105.29	34.4	11.12	33.98	208	329	P	H
	*	5300	109.27	-	-	97.73	34.4	11.12	33.98	208	329	A	H
		5350.32	58.63	-15.37	74	47.07	34.4	11.14	33.98	208	329	P	H
		5350.32	50.85	-3.15	54	39.29	34.4	11.14	33.98	208	329	A	H
		5148.4	49.3	-24.7	74	37.95	34.3	11.03	33.98	397	246	P	V
		5145.6	41.84	-12.16	54	30.49	34.3	11.03	33.98	397	246	A	V
	*	5300	113.58	-	-	102.04	34.4	11.12	33.98	397	246	P	V
	*	5300	105.69	-	-	94.15	34.4	11.12	33.98	397	246	A	V
		5355.12	54.09	-19.91	74	42.53	34.4	11.14	33.98	397	246	P	V
		5350.08	45.42	-8.58	54	33.86	34.4	11.14	33.98	397	246	A	V

802.11a CH 64 5320MHz	*	5320	116.61	-	-	105.06	34.4	11.13	33.98	202	293	P	H
	*	5320	109.18	-	-	97.63	34.4	11.13	33.98	202	293	A	H
		5373.44	59.13	-14.87	74	47.51	34.47	11.14	33.99	202	293	P	H
		5350.08	52.76	-1.24	54	41.2	34.4	11.14	33.98	202	293	A	H
													H
													H
	*	5320	112.17	-	-	100.62	34.4	11.13	33.98	391	244	P	V
	*	5320	104.85	-	-	93.3	34.4	11.13	33.98	391	244	A	V
		5363.36	54.66	-19.34	74	43.03	34.47	11.14	33.98	391	244	P	V
		5350.08	47.65	-6.35	54	36.09	34.4	11.14	33.98	391	244	A	V
													V
													V
Remark	1. No other spurious found. 2. All results are PASS against Peak and Average limit line.												

Band 2 5250~5350MHz

WIFI 802.11a (Harmonic @ 3m)

WIFI Ant. 1	Note	Frequency (MHz)	Level (dBμV/m)	Over Limit (dB)	Limit Line (dBμV/m)	Read Level (dBμV)	Antenna Factor (dB/m)	Path Loss (dB)	Preamp Factor (dB)	Ant Pos (cm)	Table Pos (deg)	Peak Avg. (P/A)	Pol. (H/V)
802.11a CH 52 5260MHz		10520	44.97	-23.23	68.2	49.53	37.42	17.2	59.18	100	0	P	H
		15780	50.87	-23.13	74	46.26	40.53	20.62	56.54	100	0	P	H
													H
													H
		10520	46.01	-22.19	68.2	50.57	37.42	17.2	59.18	100	0	P	V
		15780	49.71	-24.29	74	45.1	40.53	20.62	56.54	100	0	P	V
													V
													V
802.11a CH 60 5300MHz		10600	45.19	-28.81	74	49.44	37.5	17.31	59.06	100	0	P	H
		15900	47.62	-26.38	74	42.76	40.7	20.68	56.52	100	0	P	H
													H
													H
		10600	45.55	-28.45	74	49.8	37.5	17.31	59.06	100	0	P	V
		15900	47.79	-26.21	74	42.93	40.7	20.68	56.52	100	0	P	V
													V
													V
802.11a CH 64 5320MHz		10640	45.5	-28.5	74	49.62	37.53	17.36	59.01	100	0	P	H
		15960	48.42	-25.58	74	43.52	40.7	20.71	56.51	100	0	P	H
													H
													H
		10640	45.43	-28.57	74	49.55	37.53	17.36	59.01	100	0	P	V
		15960	48.09	-25.91	74	43.19	40.7	20.71	56.51	100	0	P	V
													V
													V
Remark	1. No other spurious found. 2. All results are PASS against Peak and Average limit line.												

Band 2 5250~5350MHz

WIFI 802.11n HT20 (Band Edge @ 3m)

WIFI Ant. 1	Note	Frequency (MHz)	Level (dBμV/m)	Over Limit (dB)	Limit Line (dBμV/m)	Read Level (dBμV)	Antenna Factor (dB/m)	Path Loss (dB)	Preamp Factor (dB)	Ant Pos (cm)	Table Pos (deg)	Peak Avg. (P/A)	Pol. (H/V)
802.11n HT20 CH 52 5260MHz		5140	51.28	-22.72	74	40	34.3	10.96	33.98	201	328	P	H
		5145.6	43.31	-10.69	54	31.96	34.3	11.03	33.98	201	328	A	H
	*	5260	118.37	-	-	106.84	34.4	11.11	33.98	201	328	P	H
	*	5260	110.73	-	-	99.2	34.4	11.11	33.98	201	328	A	H
		5350.56	52.11	-21.89	74	40.55	34.4	11.14	33.98	201	328	P	H
		5355.6	44.38	-9.62	54	32.82	34.4	11.14	33.98	201	328	A	H
		5121.1	50.64	-23.36	74	39.56	34.1	10.96	33.98	342	273	P	V
		5145.6	41.86	-12.14	54	30.51	34.3	11.03	33.98	342	273	A	V
	*	5260	113.54	-	-	102.01	34.4	11.11	33.98	342	273	P	V
	*	5260	106.06	-	-	94.53	34.4	11.11	33.98	342	273	A	V
		5374.8	50.66	-23.34	74	39.04	34.47	11.14	33.99	342	273	P	V
		5350.8	41.57	-12.43	54	30.01	34.4	11.14	33.98	342	273	A	V
802.11n HT20 CH 60 5300MHz		5114.8	51.2	-22.8	74	40.11	34.1	10.96	33.97	214	328	P	H
		5145.6	42.85	-11.15	54	31.5	34.3	11.03	33.98	214	328	A	H
	*	5300	117.72	-	-	106.18	34.4	11.12	33.98	214	328	P	H
	*	5300	110.21	-	-	98.67	34.4	11.12	33.98	214	328	A	H
		5355.12	56.58	-17.42	74	45.02	34.4	11.14	33.98	214	328	P	H
		5350.08	49.27	-4.73	54	37.71	34.4	11.14	33.98	214	328	A	H
		5125.65	50.83	-23.17	74	39.65	34.2	10.96	33.98	300	255	P	V
		5145.25	41.75	-12.25	54	30.4	34.3	11.03	33.98	300	255	A	V
	*	5300	113.38	-	-	101.84	34.4	11.12	33.98	300	255	P	V
	*	5300	105.97	-	-	94.43	34.4	11.12	33.98	300	255	A	V
		5354.16	52.96	-21.04	74	41.4	34.4	11.14	33.98	300	255	P	V
		5350.08	45.32	-8.68	54	33.76	34.4	11.14	33.98	300	255	A	V

	*	5320	114.78	-	-	103.23	34.4	11.13	33.98	196	329	P	H
	*	5320	106.91	-	-	95.36	34.4	11.13	33.98	196	329	A	H
		5353.12	59.41	-14.59	74	47.85	34.4	11.14	33.98	196	329	P	H
		5350.72	51.24	-2.76	54	39.68	34.4	11.14	33.98	196	329	A	H
802.11n													H
HT20													H
CH 64	*	5320	111.65	-	-	100.1	34.4	11.13	33.98	397	244	P	V
5320MHz	*	5320	103.71	-	-	92.16	34.4	11.13	33.98	397	244	A	V
		5350.08	53.63	-20.37	74	42.07	34.4	11.14	33.98	397	244	P	V
		5350.24	46.1	-7.9	54	34.54	34.4	11.14	33.98	397	244	A	V
													V
													V
Remark	1. No other spurious found. 2. All results are PASS against Peak and Average limit line.												

Band 2 5250~5350MHz

WIFI 802.11n HT20 (Harmonic @ 3m)

WIFI Ant. 1	Note	Frequency (MHz)	Level (dBμV/m)	Over Limit (dB)	Limit Line (dBμV/m)	Read Level (dBμV)	Antenna Factor (dB/m)	Path Loss (dB)	Preamp Factor (dB)	Ant Pos (cm)	Table Pos (deg)	Peak Avg. (P/A)	Pol. (H/V)
802.11n HT20 CH 52 5260MHz		10520	46.61	-21.59	68.2	51.17	37.42	17.2	59.18	100	0	P	H
		15780	48.9	-25.1	74	44.29	40.53	20.62	56.54	100	0	P	H
													H
													H
		10520	44.6	-23.6	68.2	49.16	37.42	17.2	59.18	100	0	P	V
		15780	48.76	-25.24	74	44.15	40.53	20.62	56.54	100	0	P	V
													V
													V
802.11n HT20 CH 60 5300MHz		10600	45.41	-28.59	74	49.66	37.5	17.31	59.06	100	0	P	H
		15900	48.38	-25.62	74	43.52	40.7	20.68	56.52	100	0	P	H
													H
													H
		10600	45.16	-28.84	74	49.41	37.5	17.31	59.06	100	0	P	V
		15900	48.48	-25.52	74	43.62	40.7	20.68	56.52	100	0	P	V
													V
													V
802.11n HT20 CH 64 5320MHz		10640	48.03	-25.97	74	52.15	37.53	17.36	59.01	100	0	P	H
		15960	49.9	-24.1	74	45	40.7	20.71	56.51	100	0	P	H
													H
													H
		10640	49.71	-24.29	74	53.83	37.53	17.36	59.01	100	0	P	V
		15960	49.91	-24.09	74	45.01	40.7	20.71	56.51	100	0	P	V
													V
													V
Remark	1. No other spurious found. 2. All results are PASS against Peak and Average limit line.												

Band 2 5250~5350MHz

WIFI 802.11n HT40 (Band Edge @ 3m)

WIFI Ant. 1	Note	Frequency (MHz)	Level (dBμV/m)	Over Limit (dB)	Limit Line (dBμV/m)	Read Level (dBμV)	Antenna Factor (dB/m)	Path Loss (dB)	Preamp Factor (dB)	Ant Pos (cm)	Table Pos (deg)	Peak Avg. (P/A)	Pol. (H/V)
802.11n HT40 CH 54 5270MHz		5148.05	50.92	-23.08	74	40.64	34.3	11.03	35.05	207	308	P	H
		5149.8	43.3	-10.7	54	33.02	34.3	11.03	35.05	207	308	A	H
	*	5270	112.6	-	-	102.13	34.4	11.12	35.05	207	308	P	H
	*	5270	104.75	-	-	94.28	34.4	11.12	35.05	207	308	A	H
		5357.04	62.93	-11.07	74	52.44	34.4	11.14	35.05	207	308	P	H
		5350.08	52.47	-1.53	54	41.98	34.4	11.14	35.05	207	308	A	H
		5144.55	48.65	-25.35	74	38.37	34.3	11.03	35.05	400	270	P	V
		5150.15	41.56	-108.44	150	31.28	34.3	11.03	35.05	400	270	A	V
	*	5270	108.25	-	-	97.78	34.4	11.12	35.05	400	270	P	V
	*	5270	100.38	-	-	89.91	34.4	11.12	35.05	400	270	A	V
		5358	54.12	-19.88	74	43.63	34.4	11.14	35.05	400	270	P	V
		5353.68	46.18	-7.82	54	35.69	34.4	11.14	35.05	400	270	A	V
802.11n HT40 CH 62 5310MHz		5135.8	49.79	-24.21	74	38.61	34.2	10.96	33.98	205	294	P	H
		5145.6	42.94	-11.06	54	31.59	34.3	11.03	33.98	205	294	A	H
	*	5310	110.69	-	-	99.14	34.4	11.13	33.98	205	294	P	H
	*	5310	102.72	-	-	91.17	34.4	11.13	33.98	205	294	A	H
		5351.52	59.38	-14.62	74	47.82	34.4	11.14	33.98	205	294	P	H
		5350.08	51.86	-2.14	54	40.3	34.4	11.14	33.98	205	294	A	H
		5127.05	49.86	-24.14	74	38.68	34.2	10.96	33.98	397	246	P	V
		5145.6	41.53	-12.47	54	30.18	34.3	11.03	33.98	397	246	A	V
	*	5310	106.64	-	-	95.09	34.4	11.13	33.98	397	246	P	V
	*	5310	98.97	-	-	87.42	34.4	11.13	33.98	397	246	A	V
		5350.32	52.88	-21.12	74	41.32	34.4	11.14	33.98	397	246	P	V
		5350.08	45.45	-8.55	54	33.89	34.4	11.14	33.98	397	246	A	V
Remark	1. No other spurious found. 2. All results are PASS against Peak and Average limit line.												

Band 2 5250~5350MHz

WIFI 802.11n HT40 (Harmonic @ 3m)

WIFI Ant. 1	Note	Frequency (MHz)	Level (dBμV/m)	Over Limit (dB)	Limit Line (dBμV/m)	Read Level (dBμV)	Antenna Factor (dB/m)	Path Loss (dB)	Preamp Factor (dB)	Ant Pos (cm)	Table Pos (deg)	Peak Avg. (P/A)	Pol. (H/V)
802.11n HT40 CH 54 5270MHz		10540	47.62	-20.58	68.2	52.14	37.43	17.2	59.15	100	0	P	H
		15810	50.25	-23.75	74	45.55	40.6	20.64	56.54	100	0	P	H
													H
													H
		10540	47.52	-20.68	68.2	52.04	37.43	17.2	59.15	100	0	P	V
		15810	51.36	-22.64	74	46.66	40.6	20.64	56.54	100	0	P	V
													V
													V
802.11n HT40 CH 62 5310MHz		10620	48.46	-25.54	74	52.66	37.52	17.31	59.03	100	0	P	H
		15930	49.97	-24.03	74	45.08	40.7	20.7	56.51	100	0	P	H
													H
													H
		10620	48.08	-25.92	74	52.28	37.52	17.31	59.03	100	0	P	V
		15930	49.77	-24.23	74	44.88	40.7	20.7	56.51	100	0	P	V
													V
													V
Remark	1. No other spurious found. 2. All results are PASS against Peak and Average limit line.												

Band 2 5250~5350MHz

WIFI 802.11ac VHT80 (Band Edge @ 3m)

WIFI Ant. 1	Note	Frequency (MHz)	Level (dBμV/m)	Over Limit (dB)	Limit Line (dBμV/m)	Read Level (dBμV)	Antenna Factor (dB/m)	Path Loss (dB)	Preamp Factor (dB)	Ant Pos (cm)	Table Pos (deg)	Peak Avg. (P/A)	Pol. (H/V)
802.11ac VHT80 CH 58 5290MHz		5119	50.33	-23.67	74	39.25	34.1	10.96	33.98	206	329	P	H
		5145.6	43.13	-10.87	54	31.78	34.3	11.03	33.98	206	329	A	H
	*	5290	104.85	-	-	93.31	34.4	11.12	33.98	206	329	P	H
	*	5290	97.88	-	-	86.34	34.4	11.12	33.98	206	329	A	H
		5352	58.91	-15.09	74	47.35	34.4	11.14	33.98	206	329	P	H
		5350.56	50.79	-3.21	54	39.23	34.4	11.14	33.98	206	329	A	H
		5067.55	49.78	-24.22	74	38.78	34.07	10.9	33.97	396	82	P	V
		5127.4	41.31	-12.69	54	30.13	34.2	10.96	33.98	396	82	A	V
	*	5290	100.12	-	-	88.58	34.4	11.12	33.98	396	82	P	V
	*	5290	92.19	-	-	80.65	34.4	11.12	33.98	396	82	A	V
		5361.12	52.32	-21.68	74	40.69	34.47	11.14	33.98	396	82	P	V
		5356.56	44.04	-9.96	54	32.48	34.4	11.14	33.98	396	82	A	V
Remark	1. No other spurious found. 2. All results are PASS against Peak and Average limit line.												

Band 2 5250~5350MHz

WIFI 802.11ac VHT80 (Harmonic @ 3m)

WIFI Ant. 1	Note	Frequency (MHz)	Level (dBμV/m)	Over Limit (dB)	Limit Line (dBμV/m)	Read Level (dBμV)	Antenna Factor (dB/m)	Path Loss (dB)	Preamp Factor (dB)	Ant Pos (cm)	Table Pos (deg)	Peak Avg. (P/A)	Pol. (H/V)
802.11ac VHT80 CH 58 5290MHz		10580	48.54	-19.66	68.2	52.88	37.48	17.26	59.08	100	0	P	H
		15870	49.95	-24.05	74	45.11	40.68	20.68	56.52	100	0	P	H
													H
													H
		10580	47.01	-21.19	68.2	51.35	37.48	17.26	59.08	100	0	P	V
		15870	49.67	-24.33	74	44.83	40.68	20.68	56.52	100	0	P	V
													V
													V
Remark	1. No other spurious found. 2. All results are PASS against Peak and Average limit line.												

Band 3 - 5470~5725MHz

WIFI 802.11a (Band Edge @ 3m)

WIFI Ant.	Note	Frequency	Level	Over Limit	Limit Line	Read Level	Antenna Factor	Path Loss	Preamp Factor	Ant Pos	Table Pos	Peak Avg.	Pol.
1		(MHz)	(dBμV/m)	(dB)	(dBμV/m)	(dBμV)	(dB/m)	(dB)	(dB)	(cm)	(deg)	(P/A)	(H/V)
802.11a CH 100 5500MHz		5459.44	56.98	-17.02	74	45.07	34.7	11.2	33.99	202	332	P	H
		5468.56	63.91	-4.29	68.2	51.88	34.77	11.25	33.99	202	332	P	H
		5459.76	48.03	-5.97	54	36.12	34.7	11.2	33.99	202	332	A	H
	*	5500	116.04	-	-	103.88	34.9	11.25	33.99	202	332	P	H
	*	5500	108.54	-	-	96.38	34.9	11.25	33.99	202	332	A	H
													H
		5453.84	52.42	-21.58	74	40.51	34.7	11.2	33.99	400	52	P	V
		5466.64	58.41	-9.79	68.2	46.38	34.77	11.25	33.99	400	52	P	V
		5460	44.13	-9.87	54	32.22	34.7	11.2	33.99	400	52	A	V
	*	5500	113.31	-	-	101.15	34.9	11.25	33.99	400	52	P	V
	*	5500	105.24	-	-	93.08	34.9	11.25	33.99	400	52	A	V
													V
802.11a CH 116 5580MHz		5419.84	51.1	-22.9	74	40.38	34.63	11.15	35.06	321	34	P	H
		5462.08	49.86	-18.34	68.2	38.97	34.7	11.25	35.06	321	34	P	H
		5452.72	43.85	-10.15	54	33.01	34.7	11.2	35.06	321	34	A	H
	*	5580	117.37	-	-	106.37	34.73	11.35	35.08	321	34	P	H
	*	5580	109.76	-	-	98.76	34.73	11.35	35.08	321	34	A	H
		5760.275	52.89	-15.31	68.2	41.63	34.83	11.53	35.1	321	34	P	H
		5450.08	49.64	-24.36	74	38.8	34.7	11.2	35.06	340	264	P	V
		5469.76	48.63	-19.57	68.2	37.67	34.77	11.25	35.06	340	264	P	V
		5452.72	40.42	-13.58	54	29.58	34.7	11.2	35.06	340	264	A	V
	*	5580	111.98	-	-	100.98	34.73	11.35	35.08	340	264	P	V
	*	5580	104.51	-	-	93.51	34.73	11.35	35.08	340	264	A	V
		5745.155	51.69	-16.51	68.2	40.46	34.8	11.53	35.1	340	264	P	V

802.11a CH 140 5700MHz	*	5700	117.26	-	-	104.88	34.9	11.46	33.98	309	45	P	H
	*	5700	109.99	-	-	97.61	34.9	11.46	33.98	309	45	A	H
		5725.96	64.55	-3.65	68.2	52.2	34.83	11.5	33.98	309	45	P	H
													H
													H
													H
	*	5700	113.45	-	-	101.07	34.9	11.46	33.98	391	54	P	V
	*	5700	106.21	-	-	93.83	34.9	11.46	33.98	391	54	A	V
		5729.72	62.27	-5.93	68.2	49.92	34.83	11.5	33.98	391	54	P	V
													V
													V
													V
Remark	1. No other spurious found. 2. All results are PASS against Peak and Average limit line.												

Band 3 - 5470~5725MHz

WIFI 802.11a (Harmonic @ 3m)

WIFI Ant. 1	Note	Frequency (MHz)	Level (dBμV/m)	Over Limit (dB)	Limit Line (dBμV/m)	Read Level (dBμV)	Antenna Factor (dB/m)	Path Loss (dB)	Preamp Factor (dB)	Ant Pos (cm)	Table Pos (deg)	Peak Avg. (P/A)	Pol. (H/V)
802.11a CH 100 5500MHz		11000	49.48	-24.52	74	52.37	37.8	17.81	58.5	100	0	P	H
		16500	53.66	-14.54	68.2	46.81	41.9	21.15	56.2	100	0	P	H
													H
													H
		11000	49.09	-24.91	74	51.98	37.8	17.81	58.5	100	0	P	V
		16500	52.92	-15.28	68.2	46.07	41.9	21.15	56.2	100	0	P	V
													V
													V
802.11a CH 116 5580MHz		11160	49.8	-24.2	74	51.98	37.9	18.02	58.1	100	0	P	H
		16740	52.64	-15.56	68.2	44.97	42.32	21.36	56.01	100	0	P	H
													H
													H
		11160	49.09	-24.91	74	51.27	37.9	18.02	58.1	100	0	P	V
		16740	52.56	-15.64	68.2	44.89	42.32	21.36	56.01	100	0	P	V
													V
													V
802.11a CH 140 5700MHz		11400	47.42	-26.58	74	48.73	37.9	18.33	57.54	100	0	P	H
		17100	52.45	-15.75	68.2	44.96	41.6	21.67	55.78	100	0	P	H
													H
													H
		11400	48.08	-25.92	74	49.39	37.9	18.33	57.54	100	0	P	V
		17100	53.53	-14.67	68.2	46.04	41.6	21.67	55.78	100	0	P	V
													V
													V
Remark	1. No other spurious found. 2. All results are PASS against Peak and Average limit line.												

Band 3 - 5470~5725MHz

WIFI 802.11n HT20 (Band Edge @ 3m)

WIFI Ant. 1	Note	Frequency (MHz)	Level (dBμV/m)	Over Limit (dB)	Limit Line (dBμV/m)	Read Level (dBμV)	Antenna Factor (dB/m)	Path Loss (dB)	Preamp Factor (dB)	Ant Pos (cm)	Table Pos (deg)	Peak Avg. (P/A)	Pol. (H/V)
802.11n HT20 CH 100 5500MHz		5457.52	60.01	-13.99	74	48.1	34.7	11.2	33.99	218	312	P	H
		5467.44	64	-4.2	68.2	51.97	34.77	11.25	33.99	218	312	P	H
		5459.6	49.49	-4.51	54	37.58	34.7	11.2	33.99	218	312	A	H
	*	5500	115.72	-	-	103.56	34.9	11.25	33.99	218	312	P	H
	*	5500	107.8	-	-	95.64	34.9	11.25	33.99	218	312	A	H
													H
		5454.48	54.79	-19.21	74	42.88	34.7	11.2	33.99	385	262	P	V
		5470	60.82	-7.38	68.2	48.79	34.77	11.25	33.99	385	262	P	V
		5459.92	44.97	-9.03	54	33.06	34.7	11.2	33.99	385	262	A	V
	*	5500	110.89	-	-	98.73	34.9	11.25	33.99	385	262	P	V
	*	5500	102.71	-	-	90.55	34.9	11.25	33.99	385	262	A	V
													V
802.11n HT20 CH 116 5580MHz		5454.88	50.13	-23.87	74	39.29	34.7	11.2	35.06	200	296	P	H
		5460.4	49.33	-18.87	68.2	38.44	34.7	11.25	35.06	200	296	P	H
		5452.72	43.18	-10.82	54	32.34	34.7	11.2	35.06	200	296	A	H
	*	5580	115.35	-	-	104.35	34.73	11.35	35.08	200	296	P	H
	*	5580	107.38	-	-	96.38	34.73	11.35	35.08	200	296	A	H
		5741.69	52.69	-15.51	68.2	41.46	34.8	11.53	35.1	200	296	P	H
		5361.04	48.89	-25.11	74	38.33	34.47	11.14	35.05	394	262	P	V
		5466.4	48.79	-19.41	68.2	37.83	34.77	11.25	35.06	394	262	P	V
		5452.96	40.66	-13.34	54	29.82	34.7	11.2	35.06	394	262	A	V
	*	5580	110.67	-	-	99.67	34.73	11.35	35.08	394	262	P	V
	*	5580	102.73	-	-	91.73	34.73	11.35	35.08	394	262	A	V
		5759.33	51.16	-17.04	68.2	39.9	34.83	11.53	35.1	394	262	P	V

	*	5700	114.1	-	-	102.83	34.9	11.46	35.09	208	297	P	H
	*	5700	106.92	-	-	95.65	34.9	11.46	35.09	208	297	A	H
		5729.48	64.74	-3.46	68.2	53.51	34.83	11.5	35.1	208	297	P	H
													H
802.11n													H
HT20													H
CH 140	*	5700	111.39	-	-	100.12	34.9	11.46	35.09	396	262	P	V
5700MHz	*	5700	103.51	-	-	92.24	34.9	11.46	35.09	396	262	A	V
		5731.48	61.72	-6.48	68.2	50.49	34.83	11.5	35.1	396	262	P	V
													V
													V
													V
Remark	1. No other spurious found. 2. All results are PASS against Peak and Average limit line.												

Band 3 - 5470~5725MHz

WIFI 802.11n HT20 (Harmonic @ 3m)

WIFI Ant. 1	Note	Frequency (MHz)	Level (dBμV/m)	Over Limit (dB)	Limit Line (dBμV/m)	Read Level (dBμV)	Antenna Factor (dB/m)	Path Loss (dB)	Preamp Factor (dB)	Ant Pos (cm)	Table Pos (deg)	Peak Avg. (P/A)	Pol. (H/V)
802.11n HT20 CH 100 5500MHz		11000	48.16	-25.84	74	51.05	37.8	17.81	58.5	100	0	P	H
		16500	52.46	-15.74	68.2	45.61	41.9	21.15	56.2	100	0	P	H
													H
													H
		11000	48.42	-25.58	74	51.31	37.8	17.81	58.5	100	0	P	V
		16500	52.28	-15.92	68.2	45.43	41.9	21.15	56.2	100	0	P	V
													V
													V
802.11n HT20 CH 116 5580MHz		11160	49.03	-24.97	74	51.21	37.9	18.02	58.1	100	0	P	H
		16740	53.75	-14.45	68.2	46.08	42.32	21.36	56.01	100	0	P	H
													H
													H
		11160	49.44	-24.56	74	51.62	37.9	18.02	58.1	100	0	P	V
		16740	53.27	-14.93	68.2	45.6	42.32	21.36	56.01	100	0	P	V
													V
													V
802.11n HT20 CH 140 5700MHz		11400	47.8	-26.2	74	49.11	37.9	18.33	57.54	100	0	P	H
		17100	53.3	-14.9	68.2	45.81	41.6	21.67	55.78	100	0	P	H
													H
													H
		11400	47.69	-26.31	74	49	37.9	18.33	57.54	100	0	P	V
		17100	52.82	-15.38	68.2	45.33	41.6	21.67	55.78	100	0	P	V
													V
													V
Remark	1. No other spurious found. 2. All results are PASS against Peak and Average limit line.												

Band 3 - 5470~5725MHz

WIFI 802.11n HT40 (Band Edge @ 3m)

WIFI Ant. 1	Note	Frequency (MHz)	Level (dBμV/m)	Over Limit (dB)	Limit Line (dBμV/m)	Read Level (dBμV)	Antenna Factor (dB/m)	Path Loss (dB)	Preamp Factor (dB)	Ant Pos (cm)	Table Pos (deg)	Peak Avg. (P/A)	Pol. (H/V)
802.11n HT40 CH 102 5510MHz		5456.72	62.66	-11.34	74	51.82	34.7	11.2	35.06	204	295	P	H
		5466.32	63.96	-4.24	68.2	53	34.77	11.25	35.06	204	295	P	H
		5458.96	50.93	-3.07	54	40.09	34.7	11.2	35.06	204	295	A	H
	*	5510	110.24	-	-	99.1	34.9	11.3	35.06	204	295	P	H
	*	5510	102.29	-	-	91.15	34.9	11.3	35.06	204	295	A	H
		5730.035	50.91	-17.29	68.2	39.68	34.83	11.5	35.1	204	295	P	H
		5455.92	55.43	-18.57	74	44.59	34.7	11.2	35.06	400	262	P	V
		5465.52	54.95	-13.25	68.2	43.99	34.77	11.25	35.06	400	262	P	V
		5458.8	44.35	-9.65	54	33.51	34.7	11.2	35.06	400	262	A	V
	*	5510	104.27	-	-	93.13	34.9	11.3	35.06	400	262	P	V
	*	5510	96.57	-	-	85.43	34.9	11.3	35.06	400	262	A	V
		5743.895	49.84	-18.36	68.2	38.61	34.8	11.53	35.1	400	262	P	V
802.11n HT40 CH 110 5550MHz		5457.76	56.59	-17.41	74	45.75	34.7	11.2	35.06	203	294	P	H
		5465.68	59.05	-9.15	68.2	48.09	34.77	11.25	35.06	203	294	P	H
		5459.92	48.46	-5.54	54	37.62	34.7	11.2	35.06	203	294	A	H
	*	5550	113.02	-	-	102.04	34.7	11.35	35.07	203	294	P	H
	*	5550	105.22	-	-	94.24	34.7	11.35	35.07	203	294	A	H
		5746.1	50.96	-17.24	68.2	39.73	34.8	11.53	35.1	203	294	P	H
		5453.2	51.65	-22.35	74	40.81	34.7	11.2	35.06	400	247	P	V
		5468.08	52.11	-16.09	68.2	41.15	34.77	11.25	35.06	400	247	P	V
		5458.48	43.37	-10.63	54	32.53	34.7	11.2	35.06	400	247	A	V
	*	5550	108.69	-	-	97.71	34.7	11.35	35.07	400	247	P	V
	*	5550	100.72	-	-	89.74	34.7	11.35	35.07	400	247	A	V
		5759.96	52.29	-15.91	68.2	41.03	34.83	11.53	35.1	400	247	P	V

802.11n HT40 CH 134 5670MHz		5439.25	48.38	-25.62	74	37.57	34.67	11.2	35.06	208	296	P	H
		5464.8	47.91	-20.29	68.2	36.95	34.77	11.25	35.06	208	296	P	H
		5452.9	42.13	-11.87	54	31.29	34.7	11.2	35.06	208	296	A	H
	*	5670	112.9	-	-	101.78	34.75	11.46	35.09	208	296	P	H
	*	5670	104.96	-	-	93.84	34.75	11.46	35.09	208	296	A	H
		5725.1	66.47	-1.73	68.2	55.24	34.83	11.5	35.1	208	296	P	H
		5441.7	48	-26	74	37.19	34.67	11.2	35.06	400	261	P	V
		5465.15	48.34	-19.86	68.2	37.38	34.77	11.25	35.06	400	261	P	V
		5452.9	40.31	-13.69	54	29.47	34.7	11.2	35.06	400	261	A	V
	*	5670	110.26	-	-	99.14	34.75	11.46	35.09	400	261	P	V
	*	5670	102.24	-	-	91.12	34.75	11.46	35.09	400	261	A	V
		5725.45	61.09	-7.11	68.2	49.86	34.83	11.5	35.1	400	261	P	V
Remark	1. No other spurious found. 2. All results are PASS against Peak and Average limit line.												

Band 3 - 5470~5725MHz

WIFI 802.11n HT40 (Harmonic @ 3m)

WIFI Ant. 1	Note	Frequency (MHz)	Level (dBμV/m)	Over Limit (dB)	Limit Line (dBμV/m)	Read Level (dBμV)	Antenna Factor (dB/m)	Path Loss (dB)	Preamp Factor (dB)	Ant Pos (cm)	Table Pos (deg)	Peak Avg. (P/A)	Pol. (H/V)
802.11n HT40 CH 102 5510MHz		11020	48.64	-25.36	74	51.47	37.82	17.81	58.46	100	0	P	H
		16530	52.28	-15.92	68.2	45.4	41.87	21.18	56.17	100	0	P	H
													H
													H
		11020	47.95	-26.05	74	50.78	37.82	17.81	58.46	100	0	P	V
		16530	52.69	-15.51	68.2	45.81	41.87	21.18	56.17	100	0	P	V
													V
													V
802.11n HT40 CH 110 5550MHz		11000	49.32	-24.68	74	52.21	37.8	17.81	58.5	100	0	P	H
		16650	53.22	-14.98	68.2	46.02	42	21.28	56.08	100	0	P	H
													H
													H
		11000	47.7	-26.3	74	50.59	37.8	17.81	58.5	100	0	P	V
		16650	52.83	-15.37	68.2	45.63	42	21.28	56.08	100	0	P	V
													V
													V
802.11n HT40 CH 134 5670MHz		11340	49.11	-24.89	74	50.68	37.9	18.23	57.7	100	0	P	H
		17010	53.07	-15.13	68.2	45.34	41.93	21.6	55.8	100	0	P	H
													H
													H
		11340	49.58	-24.42	74	51.15	37.9	18.23	57.7	100	0	P	V
		17010	53.75	-14.45	68.2	46.02	41.93	21.6	55.8	100	0	P	V
													V
													V
Remark	1. No other spurious found. 2. All results are PASS against Peak and Average limit line.												

Band 3 - 5470~5725MHz

WIFI 802.11ac VHT80 (Band Edge @ 3m)

WIFI Ant. 1	Note	Frequency (MHz)	Level (dBμV/m)	Over Limit (dB)	Limit Line (dBμV/m)	Read Level (dBμV)	Antenna Factor (dB/m)	Path Loss (dB)	Preamp Factor (dB)	Ant Pos (cm)	Table Pos (deg)	Peak Avg. (P/A)	Pol. (H/V)
802.11ac VHT80 CH 106 5530MHz		5456.32	62.18	-11.82	74	51.34	34.7	11.2	35.06	190	330	P	H
		5469.52	65.1	-3.1	68.2	54.14	34.77	11.25	35.06	190	330	P	H
		5458.48	52.13	-1.87	54	41.29	34.7	11.2	35.06	190	330	A	H
	*	5530	108.26	-	-	97.2	34.83	11.3	35.07	190	330	P	H
	*	5530	100.52	-	-	89.46	34.83	11.3	35.07	190	330	A	H
		5759.96	52.49	-15.71	68.2	41.23	34.83	11.53	35.1	190	330	P	H
		5455.36	56.82	-17.18	74	45.98	34.7	11.2	35.06	392	53	P	V
		5470	57.67	-10.53	68.2	46.71	34.77	11.25	35.06	392	53	P	V
		5452.96	45.63	-8.37	54	34.79	34.7	11.2	35.06	392	53	A	V
	*	5530	103.98	-	-	92.92	34.83	11.3	35.07	392	53	P	V
	*	5530	96.53	-	-	85.47	34.83	11.3	35.07	392	53	A	V
		5759.96	53.1	-15.1	68.2	41.84	34.83	11.53	35.1	392	53	P	V
802.11ac VHT80 CH 122 5610MHz		5459.9	57.69	-16.31	74	46.85	34.7	11.2	35.06	195	332	P	H
		5465.15	58.16	-10.04	68.2	47.2	34.77	11.25	35.06	195	332	P	H
		5459.9	49.37	-4.63	54	38.53	34.7	11.2	35.06	195	332	A	H
	*	5610	110.2	-	-	99.08	34.8	11.4	35.08	195	332	P	H
	*	5610	102.93	-	-	91.81	34.8	11.4	35.08	195	332	A	H
		5727.2	63.87	-4.33	68.2	52.64	34.83	11.5	35.1	195	332	P	H
		5458.5	53.2	-20.8	74	42.36	34.7	11.2	35.06	385	46	P	V
		5468.65	53.93	-14.27	68.2	42.97	34.77	11.25	35.06	385	46	P	V
		5459.9	44.88	-9.12	54	34.04	34.7	11.2	35.06	385	46	A	V
	*	5610	106.87	-	-	95.75	34.8	11.4	35.08	385	46	P	V
	*	5610	99.55	-	-	88.43	34.8	11.4	35.08	385	46	A	V
		5735.6	61.14	-7.06	68.2	49.94	34.8	11.5	35.1	385	46	P	V
Remark	1. No other spurious found. 2. All results are PASS against Peak and Average limit line.												

Band 3 5470~5725MHz

WIFI 802.11ac VHT80 (Harmonic @ 3m)

WIFI Ant. 1	Note	Frequency (MHz)	Level (dBμV/m)	Over Limit (dB)	Limit Line (dBμV/m)	Read Level (dBμV)	Antenna Factor (dB/m)	Path Loss (dB)	Preamp Factor (dB)	Ant Pos (cm)	Table Pos (deg)	Peak Avg. (P/A)	Pol. (H/V)
802.11ac VHT80 CH 106 5530MHz		11060	45.57	-28.43	74	48.17	37.87	17.87	58.34	100	0	P	H
		16590	50.02	-18.18	68.2	43.08	41.82	21.25	56.13	100	0	P	H
													H
													H
		11060	46.44	-27.56	74	49.04	37.87	17.87	58.34	100	0	P	V
		16590	49.89	-18.31	68.2	42.95	41.82	21.25	56.13	100	0	P	V
													V
													V
802.11ac VHT80 CH 122 5610MHz		11220	46.13	-27.87	74	48.14	37.9	18.07	57.98	100	0	P	H
		16830	50.36	-17.84	68.2	42.45	42.4	21.45	55.94	100	0	P	H
													H
													H
		11220	46.26	-27.74	74	48.27	37.9	18.07	57.98	100	0	P	V
		16830	50.01	-18.19	68.2	42.1	42.4	21.45	55.94	100	0	P	V
													V
													V
Remark	1. No other spurious found. 2. All results are PASS against Peak and Average limit line.												

Band 3 - Straddle Channel

WIFI 802.11a (Band Edge @ 3m)

WIFI Ant.	Note	Frequency	Level	Over Limit	Limit Line	Read Level	Antenna Factor	Path Loss	Preamp Factor	Ant Pos	Table Pos	Peak Avg.	Pol.
1		(MHz)	(dBμV/m)	(dB)	(dBμV/m)	(dBμV)	(dB/m)	(dB)	(dB)	(cm)	(deg)	(P/A)	(H/V)
802.11a CH 144 5720MHz	*	5720	118.33	-	-	107.1	34.83	11.5	35.1	321	42	P	H
	*	5720	110.27	-	-	99.04	34.83	11.5	35.1	321	42	A	H
													H
													H
													H
													H
	*	5720	113.86	-	-	102.63	34.83	11.5	35.1	358	265	P	V
	*	5720	106.22	-	-	94.99	34.83	11.5	35.1	358	265	A	V
													V
													V
													V
													V
Remark	1. No other spurious found. 2. All results are PASS against Peak and Average limit line.												

Band 3 - Straddle Channel

WIFI 802.11a (Harmonic @ 3m)

WIFI Ant. 1	Note	Frequency (MHz)	Level (dBμV/m)	Over Limit (dB)	Limit Line (dBμV/m)	Read Level (dBμV)	Antenna Factor (dB/m)	Path Loss (dB)	Preamp Factor (dB)	Ant Pos (cm)	Table Pos (deg)	Peak Avg. (P/A)	Pol. (H/V)
802.11a CH 144 5720MHz		11440	47.87	-26.13	74	48.98	37.97	18.38	57.46	100	0	P	H
		17160	52.04	-16.16	68.2	44.47	41.6	21.74	55.77	100	0	P	H
													H
													H
		11440	48.18	-25.82	74	49.29	37.97	18.38	57.46	100	0	P	V
		17160	51.93	-16.27	68.2	44.36	41.6	21.74	55.77	100	0	P	V
													V
													V
Remark	1. No other spurious found. 2. All results are PASS against Peak and Average limit line.												

Band 3 - Straddle Channel

WIFI 802.11n HT20 (Band Edge @ 3m)

WIFI Ant. 1	Note	Frequency (MHz)	Level (dBμV/m)	Over Limit (dB)	Limit Line (dBμV/m)	Read Level (dBμV)	Antenna Factor (dB/m)	Path Loss (dB)	Preamp Factor (dB)	Ant Pos (cm)	Table Pos (deg)	Peak Avg. (P/A)	Pol. (H/V)
802.11n HT20 CH 144 5720MHz	*	5720	115.34	-	-	102.99	34.83	11.5	33.98	198	299	P	H
	*	5720	107.68	-	-	95.33	34.83	11.5	33.98	198	299	A	H
													H
													H
													H
													H
	*	5720	112.4	-	-	100.05	34.83	11.5	33.98	386	262	P	V
	*	5720	104.67	-	-	92.32	34.83	11.5	33.98	386	262	A	V
													V
													V
													V
													V
Remark	1. No other spurious found. 2. All results are PASS against Peak and Average limit line.												

Band 3 - Straddle Channel

WIFI 802.11n HT20 (Harmonic @ 3m)

WIFI Ant. 1	Note	Frequency (MHz)	Level (dBμV/m)	Over Limit (dB)	Limit Line (dBμV/m)	Read Level (dBμV)	Antenna Factor (dB/m)	Path Loss (dB)	Preamp Factor (dB)	Ant Pos (cm)	Table Pos (deg)	Peak Avg. (P/A)	Pol. (H/V)
802.11n HT20 CH 144 5720MHz		11440	48.15	-25.85	74	49.26	37.97	18.38	57.46	100	0	P	H
		17160	51.11	-17.09	68.2	43.54	41.6	21.74	55.77	100	0	P	H
													H
													H
		11440	48.36	-25.64	74	49.47	37.97	18.38	57.46	100	0	P	V
		17160	51.3	-16.9	68.2	43.73	41.6	21.74	55.77	100	0	P	V
													V
													V
Remark	1. No other spurious found. 2. All results are PASS against Peak and Average limit line.												

Band 3 - Straddle Channel

WIFI 802.11n HT40 (Band Edge @ 3m)

WIFI Ant. 1	Note	Frequency (MHz)	Level (dBμV/m)	Over Limit (dB)	Limit Line (dBμV/m)	Read Level (dBμV)	Antenna Factor (dB/m)	Path Loss (dB)	Preamp Factor (dB)	Ant Pos (cm)	Table Pos (deg)	Peak Avg. (P/A)	Pol. (H/V)
802.11n HT40 CH 142 5710MHz	*	5710	113.29	-	-	100.9	34.87	11.5	33.98	193	299	P	H
	*	5710	105.3	-	-	92.91	34.87	11.5	33.98	193	299	A	H
													H
													H
													H
													H
	*	5710	110.86	-	-	98.47	34.87	11.5	33.98	387	262	P	V
	*	5710	102.74	-	-	90.35	34.87	11.5	33.98	387	262	A	V
													V
													V
													V
													V
Remark	1. No other spurious found. 2. All results are PASS against Peak and Average limit line.												

Band 3 - Straddle Channel

WIFI 802.11n HT40 (Harmonic @ 3m)

WIFI Ant. 1	Note	Frequency (MHz)	Level (dBμV/m)	Over Limit (dB)	Limit Line (dBμV/m)	Read Level (dBμV)	Antenna Factor (dB/m)	Path Loss (dB)	Preamp Factor (dB)	Ant Pos (cm)	Table Pos (deg)	Peak Avg. (P/A)	Pol. (H/V)
802.11n HT40 CH 142 5710MHz		11420	48.33	-25.67	74	49.57	37.93	18.33	57.5	100	0	P	H
		17130	52.73	-15.47	68.2	45.2	41.6	21.7	55.77	100	0	P	H
													H
													H
		11420	48.03	-25.97	74	49.27	37.93	18.33	57.5	100	0	P	V
		17130	52.6	-15.6	68.2	45.07	41.6	21.7	55.77	100	0	P	V
													V
													V
Remark	1. No other spurious found. 2. All results are PASS against Peak and Average limit line.												

Band 3 - Straddle Channel

WIFI 802.11ac VHT80 (Band Edge @ 3m)

WIFI Ant. 1	Note	Frequency (MHz)	Level (dBμV/m)	Over Limit (dB)	Limit Line (dBμV/m)	Read Level (dBμV)	Antenna Factor (dB/m)	Path Loss (dB)	Preamp Factor (dB)	Ant Pos (cm)	Table Pos (deg)	Peak Avg. (P/A)	Pol. (H/V)
802.11ac VHT80 CH 138 5690MHz	*	5690	109.69	-	-	98.42	34.9	11.46	35.09	183	331	P	H
	*	5690	102.06	-	-	90.79	34.9	11.46	35.09	183	331	A	H
													H
													H
													H
													H
	*	5690	107.57	-	-	96.3	34.9	11.46	35.09	393	52	P	V
	*	5690	99.71	-	-	88.44	34.9	11.46	35.09	393	52	A	V
													V
													V
													V
													V
Remark	1. No other spurious found. 2. All results are PASS against Peak and Average limit line.												

Band 3 - Straddle Channel

WIFI 802.11ac VHT80 (Harmonic @ 3m)

WIFI Ant. 1	Note	Frequency (MHz)	Level (dBμV/m)	Over Limit (dB)	Limit Line (dBμV/m)	Read Level (dBμV)	Antenna Factor (dB/m)	Path Loss (dB)	Preamp Factor (dB)	Ant Pos (cm)	Table Pos (deg)	Peak Avg. (P/A)	Pol. (H/V)
802.11ac VHT80 CH 138 5690MHz		11380	45.7	-28.3	74	47.1	37.9	18.28	57.58	100	0	P	H
		17070	49.72	-18.48	68.2	42.12	41.73	21.66	55.79	100	0	P	H
													H
													H
		11380	44.52	-29.48	74	45.92	37.9	18.28	57.58	100	0	P	V
		17070	48.44	-19.76	68.2	40.84	41.73	21.66	55.79	100	0	P	V
													V
													V
Remark	1. No other spurious found. 2. All results are PASS against Peak and Average limit line.												

Emission below 1GHz

WIFI 802.11a (LF @ 3m)

WIFI Ant.	Note	Frequency	Level	Over Limit	Limit Line	Read Level	Antenna Factor	Path Loss	Preamp Factor	Ant Pos	Table Pos	Peak Avg.	Pol.
1		(MHz)	(dBμV/m)	(dB)	(dBμV/m)	(dBμV)	(dB/m)	(dB)	(dB)	(cm)	(deg)	(P/A)	(H/V)
802.11n HT20 LF		30	23.76	-16.24	40	28.01	24.6	1.33	30.18	-	-	P	H
		148.26	30.05	-13.45	43.5	40.73	17.1	2.24	30.02	-	-	P	H
		219.81	29.42	-16.58	46	41.68	15.32	2.38	29.96	-	-	P	H
		791.4	41.56	-4.44	46	38.36	27.97	4.6	29.37	-	-	P	H
		877.5	42.1	-3.9	46	37.3	28.91	4.89	29	100	0	P	H
		967.1	42.71	-11.29	54	35.22	30.87	5.06	28.44	-	-	P	H
													H
													H
													H
													H
													H
													H
		30.27	31.78	-8.22	40	36.03	24.6	1.33	30.18	-	-	P	V
		118.56	30.05	-13.45	43.5	40.73	17.37	2.01	30.06	-	-	P	V
		125.85	31.88	-11.62	43.5	42.28	17.64	2.01	30.05	-	-	P	V
		922.3	40.77	-5.23	46	35.31	29.24	4.97	28.75	-	-	P	V
		944.7	41.89	-4.11	46	35.36	30.08	5.05	28.6	100	0	P	V
		966.4	43.63	-10.37	54	36.14	30.88	5.06	28.45	-	-	P	V
													V
													V
													V
													V
													V
													V
Remark	1. No other spurious found. 2. All results are PASS against limit line.												

Band 1 - 5150~5250MHz

WIFI 802.11a (Band Edge @ 3m)

WIFI Ant. 2	Note	Frequency (MHz)	Level (dBμV/m)	Over Limit (dB)	Limit Line (dBμV/m)	Read Level (dBμV)	Antenna Factor (dB/m)	Path Loss (dB)	Preamp Factor (dB)	Ant Pos (cm)	Table Pos (deg)	Peak Avg. (P/A)	Pol. (H/V)
802.11a CH 36 5180MHz		5146.9	58.95	-15.05	74	47.6	34.3	11.03	33.98	100	327	P	H
		5149.76	50.54	-3.46	54	39.19	34.3	11.03	33.98	100	327	A	H
	*	5180	114.43	-	-	103.08	34.3	11.03	33.98	100	327	P	H
	*	5180	107.17	-	-	95.82	34.3	11.03	33.98	100	327	A	H
													H
													H
		5148.2	51.78	-22.22	74	40.43	34.3	11.03	33.98	104	243	P	V
		5150	46.03	-7.97	54	34.68	34.3	11.03	33.98	104	243	A	V
	*	5180	108.02	-	-	96.67	34.3	11.03	33.98	104	243	P	V
	*	5180	100.66	-	-	89.31	34.3	11.03	33.98	104	243	A	V
													V
													V
802.11a CH 44 5220MHz		5148.46	52.79	-21.21	74	41.44	34.3	11.03	33.98	101	327	P	H
		5148.2	45.21	-8.79	54	33.86	34.3	11.03	33.98	101	327	A	H
	*	5220	116.85	-	-	105.4	34.33	11.1	33.98	101	327	P	H
	*	5220	109.57	-	-	98.12	34.33	11.1	33.98	101	327	A	H
		5398.68	52.82	-21.18	74	41.06	34.6	11.15	33.99	101	327	P	H
		5362.84	44.14	-9.86	54	32.51	34.47	11.14	33.98	101	327	A	H
		5138.58	50.57	-23.43	74	39.39	34.2	10.96	33.98	100	244	P	V
		5149.5	42.36	-11.64	54	31.01	34.3	11.03	33.98	100	244	A	V
	*	5220	109.57	-	-	98.12	34.33	11.1	33.98	100	244	P	V
	*	5220	102.42	-	-	90.97	34.33	11.1	33.98	100	244	A	V
		5457.48	50.27	-23.73	74	38.36	34.7	11.2	33.99	100	244	P	V
		5440.4	41.69	-12.31	54	29.81	34.67	11.2	33.99	100	244	A	V

802.11a CH 48 5240MHz		5147.68	52.15	-21.85	74	40.8	34.3	11.03	33.98	100	328	P	H
		5148.72	43.53	-10.47	54	32.18	34.3	11.03	33.98	100	328	A	H
	*	5240	117.37	-	-	105.87	34.37	11.11	33.98	100	328	P	H
	*	5240	109.83	-	-	98.33	34.37	11.11	33.98	100	328	A	H
		5352.2	53.38	-20.62	74	41.82	34.4	11.14	33.98	100	328	P	H
		5353.6	45.28	-8.72	54	33.72	34.4	11.14	33.98	100	328	A	H
		5107.38	50.02	-23.98	74	38.93	34.1	10.96	33.97	100	242	P	V
		5148.72	41.86	-12.14	54	30.51	34.3	11.03	33.98	100	242	A	V
	*	5240	110.04	-	-	98.54	34.37	11.11	33.98	100	242	P	V
	*	5240	102.73	-	-	91.23	34.37	11.11	33.98	100	242	A	V
		5451.04	50.05	-23.95	74	38.14	34.7	11.2	33.99	100	242	P	V
		5351.64	41.74	-12.26	54	30.18	34.4	11.14	33.98	100	242	A	V
Remark	1. No other spurious found. 2. All results are PASS against Peak and Average limit line.												

Band 1 5150~5250MHz

WIFI 802.11a (Harmonic @ 3m)

WIFI Ant. 2	Note	Frequency (MHz)	Level (dBμV/m)	Over Limit (dB)	Limit Line (dBμV/m)	Read Level (dBμV)	Antenna Factor (dB/m)	Path Loss (dB)	Preamp Factor (dB)	Ant Pos (cm)	Table Pos (deg)	Peak Avg. (P/A)	Pol. (H/V)
802.11a CH 36 5180MHz		10360	45.1	-23.1	68.2	50.1	37.33	17	59.33	100	0	P	H
		15540	48.76	-25.24	74	44.56	40.27	20.52	56.59	100	0	P	H
													H
													H
		10360	44.57	-23.63	68.2	49.57	37.33	17	59.33	100	0	P	V
		15540	48.32	-25.68	74	44.12	40.27	20.52	56.59	100	0	P	V
													V
													V
802.11a CH 44 5220MHz		10440	45.24	-22.96	68.2	50.01	37.4	17.1	59.27	100	0	P	H
		15660	48.67	-25.33	74	44.37	40.3	20.57	56.57	100	0	P	H
													H
													H
		10440	45.41	-22.79	68.2	50.18	37.4	17.1	59.27	100	0	P	V
		15660	47.63	-26.37	74	43.33	40.3	20.57	56.57	100	0	P	V
													V
													V
802.11a CH 48 5240MHz		10480	44.81	-23.39	68.2	49.48	37.4	17.15	59.22	100	0	P	H
		15720	47.9	-26.1	74	43.42	40.43	20.61	56.56	100	0	P	H
													H
													H
		10480	44.86	-23.34	68.2	49.53	37.4	17.15	59.22	100	0	P	V
		15720	47.96	-26.04	74	43.48	40.43	20.61	56.56	100	0	P	V
													V
													V
Remark	1. No other spurious found. 2. All results are PASS against Peak and Average limit line.												

Band 1 5150~5250MHz

WIFI 802.11n HT20 (Band Edge @ 3m)

WIFI Ant. 2	Note	Frequency (MHz)	Level (dBμV/m)	Over Limit (dB)	Limit Line (dBμV/m)	Read Level (dBμV)	Antenna Factor (dB/m)	Path Loss (dB)	Preamp Factor (dB)	Ant Pos (cm)	Table Pos (deg)	Peak Avg. (P/A)	Pol. (H/V)
802.11n HT20 CH 36 5180MHz		5149.24	58.85	-15.15	74	47.5	34.3	11.03	33.98	102	327	P	H
		5150	51.78	-2.22	54	40.43	34.3	11.03	33.98	102	327	A	H
	*	5180	114.48	-	-	103.13	34.3	11.03	33.98	102	327	P	H
	*	5180	106.85	-	-	95.5	34.3	11.03	33.98	102	327	A	H
													H
													H
		5149.5	54.15	-19.85	74	42.8	34.3	11.03	33.98	104	241	P	V
		5150	45.94	-8.06	54	34.59	34.3	11.03	33.98	104	241	A	V
	*	5180	107.75	-	-	96.4	34.3	11.03	33.98	104	241	P	V
	*	5180	100.3	-	-	88.95	34.3	11.03	33.98	104	241	A	V
													V
													V
802.11n HT20 CH 44 5220MHz		5149.5	54	-20	74	42.65	34.3	11.03	33.98	100	328	P	H
		5149.76	45.3	-8.7	54	33.95	34.3	11.03	33.98	100	328	A	H
	*	5220	115.92	-	-	104.47	34.33	11.1	33.98	100	328	P	H
	*	5220	108.4	-	-	96.95	34.33	11.1	33.98	100	328	A	H
		5418.56	51.73	-22.27	74	39.94	34.63	11.15	33.99	100	328	P	H
		5369.56	44.51	-9.49	54	32.88	34.47	11.14	33.98	100	328	A	H
		5147.68	50.77	-23.23	74	39.42	34.3	11.03	33.98	100	244	P	V
		5148.46	42.56	-11.44	54	31.21	34.3	11.03	33.98	100	244	A	V
	*	5220	108.88	-	-	97.43	34.33	11.1	33.98	100	244	P	V
	*	5220	101.37	-	-	89.92	34.33	11.1	33.98	100	244	A	V
		5442.92	50.85	-23.15	74	38.97	34.67	11.2	33.99	100	244	P	V
		5456.08	41.64	-12.36	54	29.73	34.7	11.2	33.99	100	244	A	V

802.11n HT20 CH 48 5240MHz		5111.02	52.01	-21.99	74	40.92	34.1	10.96	33.97	100	327	P	H
		5145.34	42.6	-11.4	54	31.25	34.3	11.03	33.98	100	327	A	H
	*	5240	115.93	-	-	104.43	34.37	11.11	33.98	100	327	P	H
	*	5240	108.68	-	-	97.18	34.37	11.11	33.98	100	327	A	H
		5388.04	51.92	-22.08	74	40.23	34.53	11.15	33.99	100	327	P	H
		5352.76	43.7	-10.3	54	32.14	34.4	11.14	33.98	100	327	A	H
		5053.82	50.13	-23.87	74	39.17	34.1	10.83	33.97	100	244	P	V
		5146.64	41.58	-12.42	54	30.23	34.3	11.03	33.98	100	244	A	V
	*	5240	109.26	-	-	97.76	34.37	11.11	33.98	100	244	P	V
	*	5240	101.58	-	-	90.08	34.37	11.11	33.98	100	244	A	V
		5450.76	49.99	-24.01	74	38.08	34.7	11.2	33.99	100	244	P	V
		5458.88	41.69	-12.31	54	29.78	34.7	11.2	33.99	100	244	A	V
Remark	1. No other spurious found. 2. All results are PASS against Peak and Average limit line.												

Band 1 5150~5250MHz

WIFI 802.11n HT20 (Harmonic @ 3m)

WIFI Ant. 2	Note	Frequency (MHz)	Level (dBμV/m)	Over Limit (dB)	Limit Line (dBμV/m)	Read Level (dBμV)	Antenna Factor (dB/m)	Path Loss (dB)	Preamp Factor (dB)	Ant Pos (cm)	Table Pos (deg)	Peak Avg. (P/A)	Pol. (H/V)
802.11n HT20 CH 36 5180MHz		10360	46.36	-21.84	68.2	51.36	37.33	17	59.33	100	0	P	H
		15540	49.71	-24.29	74	45.51	40.27	20.52	56.59	100	0	P	H
													H
													H
		10360	46.67	-21.53	68.2	51.67	37.33	17	59.33	100	0	P	V
		15540	49.64	-24.36	74	45.44	40.27	20.52	56.59	100	0	P	V
													V
													V
802.11n HT20 CH 44 5220MHz		10440	46.05	-22.15	68.2	50.82	37.4	17.1	59.27	100	0	P	H
		15660	48.19	-25.81	74	43.89	40.3	20.57	56.57	100	0	P	H
													H
													H
		10440	45.82	-22.38	68.2	50.59	37.4	17.1	59.27	100	0	P	V
		15660	48.14	-25.86	74	43.84	40.3	20.57	56.57	100	0	P	V
													V
													V
802.11n HT20 CH 48 5240MHz		10480	44.39	-23.81	68.2	49.06	37.4	17.15	59.22	100	0	P	H
		15720	48.3	-25.7	74	43.82	40.43	20.61	56.56	100	0	P	H
													H
													H
		10480	45.42	-22.78	68.2	50.09	37.4	17.15	59.22	100	0	P	V
		15720	47.99	-26.01	74	43.51	40.43	20.61	56.56	100	0	P	V
													V
													V
Remark	1. No other spurious found. 2. All results are PASS against Peak and Average limit line.												

Band 1 5150~5250MHz

WIFI 802.11n HT40 (Band Edge @ 3m)

WIFI Ant. 2	Note	Frequency (MHz)	Level (dBμV/m)	Over Limit (dB)	Limit Line (dBμV/m)	Read Level (dBμV)	Antenna Factor (dB/m)	Path Loss (dB)	Preamp Factor (dB)	Ant Pos (cm)	Table Pos (deg)	Peak Avg. (P/A)	Pol. (H/V)
802.11n HT40 CH 38 5190MHz		5146.64	56.82	-17.18	74	45.47	34.3	11.03	33.98	103	328	P	H
		5149.76	50.04	-3.96	54	38.69	34.3	11.03	33.98	103	328	A	H
	*	5190	109.61	-	-	98.19	34.3	11.1	33.98	103	328	P	H
	*	5190	101.9	-	-	90.48	34.3	11.1	33.98	103	328	A	H
		5454.12	51.6	-22.4	74	39.69	34.7	11.2	33.99	103	328	P	H
		5350.52	42.99	-11.01	54	31.43	34.4	11.14	33.98	103	328	A	H
		5148.72	52.03	-21.97	74	40.68	34.3	11.03	33.98	100	247	P	V
		5150	44.19	-9.81	54	32.84	34.3	11.03	33.98	100	247	A	V
	*	5190	103.33	-	-	91.91	34.3	11.1	33.98	100	247	P	V
	*	5190	95.53	-	-	84.11	34.3	11.1	33.98	100	247	A	V
		5458.32	49.96	-24.04	74	38.05	34.7	11.2	33.99	100	247	P	V
		5434.8	41.83	-12.17	54	29.95	34.67	11.2	33.99	100	247	A	V
802.11n HT40 CH 46 5230MHz		5146.38	60.68	-13.32	74	49.33	34.3	11.03	33.98	100	328	P	H
		5147.68	48.19	-5.81	54	36.84	34.3	11.03	33.98	100	328	A	H
	*	5230	113.98	-	-	102.48	34.37	11.11	33.98	100	328	P	H
	*	5230	106.04	-	-	94.54	34.37	11.11	33.98	100	328	A	H
		5351.36	56.85	-17.15	74	45.29	34.4	11.14	33.98	100	328	P	H
		5353.88	47.03	-6.97	54	35.47	34.4	11.14	33.98	100	328	A	H
		5144.04	53.43	-20.57	74	42.08	34.3	11.03	33.98	100	241	P	V
		5149.76	43.52	-10.48	54	32.17	34.3	11.03	33.98	100	241	A	V
	*	5230	106.81	-	-	95.31	34.37	11.11	33.98	100	241	P	V
	*	5230	98.88	-	-	87.38	34.37	11.11	33.98	100	241	A	V
		5361.16	52.88	-21.12	74	41.25	34.47	11.14	33.98	100	241	P	V
		5354.16	43.51	-10.49	54	31.95	34.4	11.14	33.98	100	241	A	V
Remark	1. No other spurious found. 2. All results are PASS against Peak and Average limit line.												

Band 1 5150~5250MHz

WIFI 802.11n HT40 (Harmonic @ 3m)

WIFI Ant. 2	Note	Frequency (MHz)	Level (dBμV/m)	Over Limit (dB)	Limit Line (dBμV/m)	Read Level (dBμV)	Antenna Factor (dB/m)	Path Loss (dB)	Preamp Factor (dB)	Ant Pos (cm)	Table Pos (deg)	Peak Avg. (P/A)	Pol. (H/V)
802.11n HT40 CH 38 5190MHz		10380	47.93	-20.27	68.2	52.88	37.37	17	59.32	100	0	P	H
		15570	50.88	-23.12	74	46.7	40.23	20.54	56.59	100	0	P	H
													H
													H
		10380	46.72	-21.48	68.2	51.67	37.37	17	59.32	100	0	P	V
		15570	49.58	-24.42	74	45.4	40.23	20.54	56.59	100	0	P	V
													V
													V
802.11n HT40 CH 46 5230MHz		10460	47.1	-21.1	68.2	51.85	37.4	17.1	59.25	100	0	P	H
		15690	50.29	-23.71	74	45.89	40.37	20.59	56.56	100	0	P	H
													H
													H
		10460	46.79	-21.41	68.2	51.54	37.4	17.1	59.25	100	0	P	V
		15690	50.97	-23.03	74	46.57	40.37	20.59	56.56	100	0	P	V
													V
													V
Remark	1. No other spurious found. 2. All results are PASS against Peak and Average limit line.												

Band 1 5150~5250MHz

WIFI 802.11ac VHT80 (Band Edge @ 3m)

WIFI Ant. 2	Note	Frequency (MHz)	Level (dBμV/m)	Over Limit (dB)	Limit Line (dBμV/m)	Read Level (dBμV)	Antenna Factor (dB/m)	Path Loss (dB)	Preamp Factor (dB)	Ant Pos (cm)	Table Pos (deg)	Peak Avg. (P/A)	Pol. (H/V)
802.11ac VHT80 CH 42 5210MHz		5149.24	68.58	-5.42	74	57.23	34.3	11.03	33.98	101	329	P	H
		5147.68	51.99	-2.01	54	40.64	34.3	11.03	33.98	101	329	A	H
	*	5210	107.23	-	-	95.78	34.33	11.1	33.98	101	329	P	H
	*	5210	99.84	-	-	88.39	34.33	11.1	33.98	101	329	A	H
		5353.88	54.43	-19.57	74	42.87	34.4	11.14	33.98	101	329	P	H
		5351.64	44.66	-9.34	54	33.1	34.4	11.14	33.98	101	329	A	H
		5147.68	60.61	-13.39	74	49.26	34.3	11.03	33.98	100	244	P	V
		5147.94	46.47	-7.53	54	35.12	34.3	11.03	33.98	100	244	A	V
	*	5210	101.3	-	-	89.85	34.33	11.1	33.98	100	244	P	V
	*	5210	93.79	-	-	82.34	34.33	11.1	33.98	100	244	A	V
		5435.92	50.26	-23.74	74	38.38	34.67	11.2	33.99	100	244	P	V
		5437.32	42.13	-11.87	54	30.25	34.67	11.2	33.99	100	244	A	V
Remark	1. No other spurious found. 2. All results are PASS against Peak and Average limit line.												

Band 1 5150~5250MHz

WIFI 802.11ac VHT80 (Harmonic @ 3m)

WIFI Ant. 2	Note	Frequency (MHz)	Level (dBμV/m)	Over Limit (dB)	Limit Line (dBμV/m)	Read Level (dBμV)	Antenna Factor (dB/m)	Path Loss (dB)	Preamp Factor (dB)	Ant Pos (cm)	Table Pos (deg)	Peak Avg. (P/A)	Pol. (H/V)
802.11ac VHT80 CH 42 5210MHz		10420	43.51	-24.69	68.2	48.34	37.4	17.05	59.28	100	0	P	H
		15630	47.43	-26.57	74	43.16	40.27	20.57	56.57	100	0	P	H
													H
													H
		10420	43.97	-24.23	68.2	48.8	37.4	17.05	59.28	100	0	P	V
		15630	46.88	-27.12	74	42.61	40.27	20.57	56.57	100	0	P	V
													V
													V
Remark	1. No other spurious found. 2. All results are PASS against Peak and Average limit line.												

Band 2 - 5250~5350MHz

WIFI 802.11a (Band Edge @ 3m)

WIFI Ant. 2	Note	Frequency (MHz)	Level (dBμV/m)	Over Limit (dB)	Limit Line (dBμV/m)	Read Level (dBμV)	Antenna Factor (dB/m)	Path Loss (dB)	Preamp Factor (dB)	Ant Pos (cm)	Table Pos (deg)	Peak Avg. (P/A)	Pol. (H/V)
802.11a CH 52 5260MHz		5141.4	52.04	-21.96	74	40.69	34.3	11.03	33.98	145	325	P	H
		5145.6	42.55	-11.45	54	31.2	34.3	11.03	33.98	145	325	A	H
	*	5260	116.57	-	-	105.04	34.4	11.11	33.98	145	325	P	H
	*	5260	109	-	-	97.47	34.4	11.11	33.98	145	325	A	H
		5354.64	51.53	-22.47	74	39.97	34.4	11.14	33.98	145	325	P	H
		5355.84	43.33	-10.67	54	31.77	34.4	11.14	33.98	145	325	A	H
		5129.85	50.2	-23.8	74	39.02	34.2	10.96	33.98	143	240	P	V
		5114.8	41.44	-12.56	54	30.35	34.1	10.96	33.97	143	240	A	V
	*	5260	108.32	-	-	96.79	34.4	11.11	33.98	143	240	P	V
	*	5260	100.89	-	-	89.36	34.4	11.11	33.98	143	240	A	V
		5436	49.14	-24.86	74	37.26	34.67	11.2	33.99	143	240	P	V
		5433.6	41.11	-12.89	54	29.23	34.67	11.2	33.99	143	240	A	V
802.11a CH 60 5300MHz		5134.05	50.51	-23.49	74	39.33	34.2	10.96	33.98	119	323	P	H
		5145.6	42.52	-11.48	54	31.17	34.3	11.03	33.98	119	323	A	H
	*	5300	115.9	-	-	104.36	34.4	11.12	33.98	119	323	P	H
	*	5300	107.63	-	-	96.09	34.4	11.12	33.98	119	323	A	H
		5365.2	54.26	-19.74	74	42.63	34.47	11.14	33.98	119	323	P	H
		5350.32	46.94	-7.06	54	35.38	34.4	11.14	33.98	119	323	A	H
		5058.1	49.46	-24.54	74	38.53	34.07	10.83	33.97	110	302	P	V
		5145.6	41.57	-12.43	54	30.22	34.3	11.03	33.98	110	302	A	V
	*	5300	109.5	-	-	97.96	34.4	11.12	33.98	110	302	P	V
	*	5300	102.12	-	-	90.58	34.4	11.12	33.98	110	302	A	V
		5355.6	49.41	-24.59	74	37.85	34.4	11.14	33.98	110	302	P	V
		5357.04	41.84	-12.16	54	30.28	34.4	11.14	33.98	110	302	A	V

802.11a CH 64 5320MHz	*	5320	114	-	-	102.45	34.4	11.13	33.98	108	326	P	H
	*	5320	106.7	-	-	95.15	34.4	11.13	33.98	108	326	A	H
		5353.92	57.43	-16.57	74	45.87	34.4	11.14	33.98	108	326	P	H
		5350.08	51.57	-2.43	54	40.01	34.4	11.14	33.98	108	326	A	H
													H
													H
	*	5320	107.99	-	-	96.44	34.4	11.13	33.98	100	288	P	V
	*	5320	100.37	-	-	88.82	34.4	11.13	33.98	100	288	A	V
		5350.08	50.62	-23.38	74	39.06	34.4	11.14	33.98	100	288	P	V
		5350.08	43.9	-10.1	54	32.34	34.4	11.14	33.98	100	288	A	V
													V
													V
Remark	1. No other spurious found. 2. All results are PASS against Peak and Average limit line.												

Band 2 5250~5350MHz

WIFI 802.11a (Harmonic @ 3m)

WIFI Ant. 2	Note	Frequency (MHz)	Level (dBμV/m)	Over Limit (dB)	Limit Line (dBμV/m)	Read Level (dBμV)	Antenna Factor (dB/m)	Path Loss (dB)	Preamp Factor (dB)	Ant Pos (cm)	Table Pos (deg)	Peak Avg. (P/A)	Pol. (H/V)
802.11a CH 52 5260MHz		10520	45.27	-22.93	68.2	49.83	37.42	17.2	59.18	100	0	P	H
		15780	47.72	-26.28	74	43.11	40.53	20.62	56.54	100	0	P	H
													H
													H
		10520	44.83	-23.37	68.2	49.39	37.42	17.2	59.18	100	0	P	V
		15780	48.36	-25.64	74	43.75	40.53	20.62	56.54	100	0	P	V
													V
													V
802.11a CH 60 5300MHz		10600	45.34	-28.66	74	49.59	37.5	17.31	59.06	100	0	P	H
		15900	48.46	-25.54	74	43.6	40.7	20.68	56.52	100	0	P	H
													H
													H
		10600	46.18	-27.82	74	50.43	37.5	17.31	59.06	100	0	P	V
		15900	47.66	-26.34	74	42.8	40.7	20.68	56.52	100	0	P	V
													V
													V
802.11a CH 64 5320MHz		10640	46.18	-27.82	74	50.3	37.53	17.36	59.01	100	0	P	H
		15960	48.53	-25.47	74	43.63	40.7	20.71	56.51	100	0	P	H
													H
													H
		10640	45.97	-28.03	74	50.09	37.53	17.36	59.01	100	0	P	V
		15960	49.13	-24.87	74	44.23	40.7	20.71	56.51	100	0	P	V
													V
													V
Remark	1. No other spurious found. 2. All results are PASS against Peak and Average limit line.												

Band 2 5250~5350MHz

WIFI 802.11n HT20 (Band Edge @ 3m)

WIFI Ant. 2	Note	Frequency (MHz)	Level (dBμV/m)	Over Limit (dB)	Limit Line (dBμV/m)	Read Level (dBμV)	Antenna Factor (dB/m)	Path Loss (dB)	Preamp Factor (dB)	Ant Pos (cm)	Table Pos (deg)	Peak Avg. (P/A)	Pol. (H/V)
802.11n HT20 CH 52 5260MHz		5144.55	50.48	-23.52	74	39.13	34.3	11.03	33.98	106	329	P	H
		5149.1	42.64	-11.36	54	31.29	34.3	11.03	33.98	106	329	A	H
	*	5260	116.06	-	-	104.53	34.4	11.11	33.98	106	329	P	H
	*	5260	108.56	-	-	97.03	34.4	11.11	33.98	106	329	A	H
		5353.2	53.24	-20.76	74	41.68	34.4	11.14	33.98	106	329	P	H
		5350.32	46.71	-7.29	54	35.15	34.4	11.14	33.98	106	329	A	H
		5074.55	50.36	-23.64	74	39.4	34.03	10.9	33.97	100	250	P	V
		5135.8	41.6	-12.4	54	30.42	34.2	10.96	33.98	100	250	A	V
	*	5260	109.4	-	-	97.87	34.4	11.11	33.98	100	250	P	V
	*	5260	101.85	-	-	90.32	34.4	11.11	33.98	100	250	A	V
		5354.64	50.99	-23.01	74	39.43	34.4	11.14	33.98	100	250	P	V
		5362.56	42.12	-11.88	54	30.49	34.47	11.14	33.98	100	250	A	V
802.11n HT20 CH 60 5300MHz		5111.65	51.38	-22.62	74	40.29	34.1	10.96	33.97	100	330	P	H
		5148.75	41.85	-12.15	54	30.5	34.3	11.03	33.98	100	330	A	H
	*	5300	116.47	-	-	104.93	34.4	11.12	33.98	100	330	P	H
	*	5300	108.83	-	-	97.29	34.4	11.12	33.98	100	330	A	H
		5365.44	58.39	-15.61	74	46.76	34.47	11.14	33.98	100	330	P	H
		5355.84	49.61	-4.39	54	38.05	34.4	11.14	33.98	100	330	A	H
		5113.05	50.03	-23.97	74	38.94	34.1	10.96	33.97	100	235	P	V
		5127.05	41.73	-12.27	54	30.55	34.2	10.96	33.98	100	235	A	V
	*	5300	109.52	-	-	97.98	34.4	11.12	33.98	100	235	P	V
	*	5300	101.94	-	-	90.4	34.4	11.12	33.98	100	235	A	V
		5355.6	52.05	-21.95	74	40.49	34.4	11.14	33.98	100	235	P	V
		5356.32	44.57	-9.43	54	33.01	34.4	11.14	33.98	100	235	A	V

	*	5320	116.49	-	-	104.94	34.4	11.13	33.98	100	328	P	H
	*	5320	108.77	-	-	97.22	34.4	11.13	33.98	100	328	A	H
		5350.24	60.14	-13.86	74	48.58	34.4	11.14	33.98	100	328	P	H
		5350.4	52.56	-1.44	54	41	34.4	11.14	33.98	100	328	A	H
802.11n													H
HT20													H
CH 64	*	5320	109.92	-	-	98.37	34.4	11.13	33.98	100	230	P	V
5320MHz	*	5320	102.33	-	-	90.78	34.4	11.13	33.98	100	230	A	V
		5354.88	54.35	-19.65	74	42.79	34.4	11.14	33.98	100	230	P	V
		5351.84	45.79	-8.21	54	34.23	34.4	11.14	33.98	100	230	A	V
													V
													V
Remark	1. No other spurious found. 2. All results are PASS against Peak and Average limit line.												

Band 2 5250~5350MHz

WIFI 802.11n HT20 (Harmonic @ 3m)

WIFI Ant. 2	Note	Frequency (MHz)	Level (dBμV/m)	Over Limit (dB)	Limit Line (dBμV/m)	Read Level (dBμV)	Antenna Factor (dB/m)	Path Loss (dB)	Preamp Factor (dB)	Ant Pos (cm)	Table Pos (deg)	Peak Avg. (P/A)	Pol. (H/V)
802.11n HT20 CH 52 5260MHz		10520	45.38	-22.82	68.2	49.94	37.42	17.2	59.18	100	0	P	H
		15780	48.4	-25.6	74	43.79	40.53	20.62	56.54	100	0	P	H
													H
													H
		10520	44.47	-23.73	68.2	49.03	37.42	17.2	59.18	100	0	P	V
		15780	48.49	-25.51	74	43.88	40.53	20.62	56.54	100	0	P	V
													V
													V
802.11n HT20 CH 60 5300MHz		10600	45.52	-28.48	74	49.77	37.5	17.31	59.06	100	0	P	H
		15900	47.89	-26.11	74	43.03	40.7	20.68	56.52	100	0	P	H
													H
													H
		10600	45.67	-28.33	74	49.92	37.5	17.31	59.06	100	0	P	V
		15900	47.42	-26.58	74	42.56	40.7	20.68	56.52	100	0	P	V
													V
													V
802.11n HT20 CH 64 5320MHz		10640	45.44	-28.56	74	49.56	37.53	17.36	59.01	100	0	P	H
		15960	48.76	-25.24	74	43.86	40.7	20.71	56.51	100	0	P	H
													H
													H
		10640	45.14	-28.86	74	49.26	37.53	17.36	59.01	100	0	P	V
		15960	47.79	-26.21	74	42.89	40.7	20.71	56.51	100	0	P	V
													V
													V
Remark	1. No other spurious found. 2. All results are PASS against Peak and Average limit line.												

Band 2 5250~5350MHz

WIFI 802.11n HT40 (Band Edge @ 3m)

WIFI Ant. 2	Note	Frequency (MHz)	Level (dBμV/m)	Over Limit (dB)	Limit Line (dBμV/m)	Read Level (dBμV)	Antenna Factor (dB/m)	Path Loss (dB)	Preamp Factor (dB)	Ant Pos (cm)	Table Pos (deg)	Peak Avg. (P/A)	Pol. (H/V)
802.11n HT40 CH 54 5270MHz		5134.75	51.52	-22.48	74	40.34	34.2	10.96	33.98	100	330	P	H
		5150	43.22	-10.78	54	31.87	34.3	11.03	33.98	100	330	A	H
	*	5270	114.89	-	-	103.35	34.4	11.12	33.98	100	330	P	H
	*	5270	106.2	-	-	94.66	34.4	11.12	33.98	100	330	A	H
		5356.56	64.38	-9.62	74	52.82	34.4	11.14	33.98	100	330	P	H
		5350.56	51.96	-2.04	54	40.4	34.4	11.14	33.98	100	330	A	H
		5064.05	50	-24	74	39	34.07	10.9	33.97	100	244	P	V
		5147	42	-12	54	30.65	34.3	11.03	33.98	100	244	A	V
	*	5270	107.2	-	-	95.66	34.4	11.12	33.98	100	244	P	V
	*	5270	100.03	-	-	88.49	34.4	11.12	33.98	100	244	A	V
		5357.04	56.91	-17.09	74	45.35	34.4	11.14	33.98	100	244	P	V
		5350.08	46.24	-7.76	54	34.68	34.4	11.14	33.98	100	244	A	V
802.11n HT40 CH 62 5310MHz		5031.5	49.73	-24.27	74	38.8	34.07	10.83	33.97	100	330	P	H
		5136.5	42.16	-11.84	54	30.98	34.2	10.96	33.98	100	330	A	H
	*	5310	109.7	-	-	98.15	34.4	11.13	33.98	100	330	P	H
	*	5310	101.97	-	-	90.42	34.4	11.13	33.98	100	330	A	H
		5357.52	65.28	-8.72	74	53.72	34.4	11.14	33.98	100	330	P	H
		5351.28	52.65	-1.35	54	41.09	34.4	11.14	33.98	100	330	P	H
		5113.05	49.87	-24.13	74	38.78	34.1	10.96	33.97	100	238	P	V
		5139.3	41.82	-12.18	54	30.64	34.2	10.96	33.98	100	238	A	V
	*	5310	106.91	-	-	95.36	34.4	11.13	33.98	100	238	P	V
	*	5310	98.06	-	-	86.51	34.4	11.13	33.98	100	238	A	V
		5350.32	59.38	-14.62	74	47.82	34.4	11.14	33.98	100	238	P	V
		5350.56	46.12	-7.88	54	34.56	34.4	11.14	33.98	100	238	A	V
Remark	1. No other spurious found. 2. All results are PASS against Peak and Average limit line.												

Band 2 5250~5350MHz

WIFI 802.11n HT40 (Harmonic @ 3m)

WIFI Ant. 2	Note	Frequency (MHz)	Level (dBμV/m)	Over Limit (dB)	Limit Line (dBμV/m)	Read Level (dBμV)	Antenna Factor (dB/m)	Path Loss (dB)	Preamp Factor (dB)	Ant Pos (cm)	Table Pos (deg)	Peak Avg. (P/A)	Pol. (H/V)
802.11n HT40 CH 54 5270MHz		10540	47.12	-21.08	68.2	51.64	37.43	17.2	59.15	100	0	P	H
		15810	50.65	-23.35	74	45.95	40.6	20.64	56.54	100	0	P	H
													H
													H
		10540	46.81	-21.39	68.2	51.33	37.43	17.2	59.15	100	0	P	V
		15810	50.49	-23.51	74	45.79	40.6	20.64	56.54	100	0	P	V
													V
													V
802.11n HT40 CH 62 5310MHz		10620	45.26	-28.74	74	49.46	37.52	17.31	59.03	100	0	P	H
		15930	47.62	-26.38	74	42.73	40.7	20.7	56.51	100	0	P	H
													H
													H
		10620	44.48	-29.52	74	48.68	37.52	17.31	59.03	100	0	P	V
		15930	47	-27	74	42.11	40.7	20.7	56.51	100	0	P	V
													V
													V
Remark	1. No other spurious found. 2. All results are PASS against Peak and Average limit line.												

Band 2 5250~5350MHz

WIFI 802.11ac VHT80 (Band Edge @ 3m)

WIFI Ant. 2	Note	Frequency (MHz)	Level (dBμV/m)	Over Limit (dB)	Limit Line (dBμV/m)	Read Level (dBμV)	Antenna Factor (dB/m)	Path Loss (dB)	Preamp Factor (dB)	Ant Pos (cm)	Table Pos (deg)	Peak Avg. (P/A)	Pol. (H/V)
802.11ac VHT80 CH 58 5290MHz		5126	49.83	-24.17	74	38.65	34.2	10.96	33.98	100	330	P	H
		5123.55	41.58	-12.42	54	30.4	34.2	10.96	33.98	100	330	A	H
	*	5290	104.95	-	-	93.41	34.4	11.12	33.98	100	330	P	H
	*	5290	97.36	-	-	85.82	34.4	11.12	33.98	100	330	A	H
		5356.8	60.97	-13.03	74	49.41	34.4	11.14	33.98	100	330	P	H
		5350.32	52.27	-1.73	54	40.71	34.4	11.14	33.98	100	330	A	H
		5117.25	49.45	-24.55	74	38.36	34.1	10.96	33.97	100	238	P	V
		5137.2	41.18	-12.82	54	30	34.2	10.96	33.98	100	238	A	V
	*	5290	97.57	-	-	86.03	34.4	11.12	33.98	100	238	P	V
	*	5290	89.93	-	-	78.39	34.4	11.12	33.98	100	238	A	V
		5356.32	54.51	-19.49	74	42.95	34.4	11.14	33.98	100	238	P	V
		5352.48	46.22	-7.78	54	34.66	34.4	11.14	33.98	100	238	A	V
Remark	1. No other spurious found. 2. All results are PASS against Peak and Average limit line.												

Band 2 5250~5350MHz

WIFI 802.11ac VHT80 (Harmonic @ 3m)

WIFI Ant. 2	Note	Frequency (MHz)	Level (dBμV/m)	Over Limit (dB)	Limit Line (dBμV/m)	Read Level (dBμV)	Antenna Factor (dB/m)	Path Loss (dB)	Preamp Factor (dB)	Ant Pos (cm)	Table Pos (deg)	Peak Avg. (P/A)	Pol. (H/V)
802.11ac VHT80 CH 58 5290MHz		10580	45.74	-22.46	68.2	50.08	37.48	17.26	59.08	100	0	P	H
		15870	47.87	-26.13	74	43.03	40.68	20.68	56.52	100	0	P	H
													H
													H
		10580	44.94	-23.26	68.2	49.28	37.48	17.26	59.08	100	0	P	V
		15870	48.36	-25.64	74	43.52	40.68	20.68	56.52	100	0	P	V
													V
													V
Remark	1. No other spurious found. 2. All results are PASS against Peak and Average limit line.												

Band 3 - 5470~5725MHz

WIFI 802.11a (Band Edge @ 3m)

WIFI Ant. 2	Note	Frequency (MHz)	Level (dBμV/m)	Over Limit (dB)	Limit Line (dBμV/m)	Read Level (dBμV)	Antenna Factor (dB/m)	Path Loss (dB)	Preamp Factor (dB)	Ant Pos (cm)	Table Pos (deg)	Peak Avg. (P/A)	Pol. (H/V)
802.11a CH 100 5500MHz		5459.6	57.44	-16.56	74	45.53	34.7	11.2	33.99	100	315	P	H
		5469.52	65.12	-3.08	68.2	53.09	34.77	11.25	33.99	100	315	P	H
		5459.6	47.76	-6.24	54	35.85	34.7	11.2	33.99	100	315	A	H
	*	5500	115.4	-	-	103.24	34.9	11.25	33.99	100	315	P	H
	*	5500	107.9	-	-	95.74	34.9	11.25	33.99	100	315	A	H
													H
		5459.28	52.38	-21.62	74	40.47	34.7	11.2	33.99	100	232	P	V
		5468.88	60.17	-8.03	68.2	48.14	34.77	11.25	33.99	100	232	P	V
		5459.92	44.95	-9.05	54	33.04	34.7	11.2	33.99	100	232	A	V
	*	5500	111.58	-	-	99.42	34.9	11.25	33.99	100	232	P	V
	*	5500	104.28	-	-	92.12	34.9	11.25	33.99	100	232	A	V
													V
802.11a CH 116 5580MHz		5451.04	50.99	-23.01	74	40.15	34.7	11.2	35.06	102	299	P	H
		5465.2	50.02	-18.18	68.2	39.06	34.77	11.25	35.06	102	299	P	H
		5459.68	41.3	-12.7	54	30.46	34.7	11.2	35.06	102	299	A	H
	*	5580	116.78	-	-	105.78	34.73	11.35	35.08	102	299	P	H
	*	5580	108.98	-	-	97.98	34.73	11.35	35.08	102	299	A	H
		5725.31	52.17	-16.03	68.2	40.94	34.83	11.5	35.1	102	299	P	H
		5383.6	49.08	-24.92	74	38.46	34.53	11.15	35.06	100	240	P	V
		5467.6	48.73	-19.47	68.2	37.77	34.77	11.25	35.06	100	240	P	V
		5458.24	40.1	-13.9	54	29.26	34.7	11.2	35.06	100	240	A	V
	*	5580	112.82	-	-	101.82	34.73	11.35	35.08	100	240	P	V
	*	5580	105.33	-	-	94.33	34.73	11.35	35.08	100	240	A	V
		5734.13	51.22	-16.98	68.2	39.99	34.83	11.5	35.1	100	240	P	V

802.11a CH 140 5700MHz	*	5700	116.11	-	-	103.73	34.9	11.46	33.98	100	300	P	H
	*	5700	108.74	-	-	96.36	34.9	11.46	33.98	100	300	A	H
		5725.32	65.55	-2.65	68.2	53.2	34.83	11.5	33.98	100	300	P	H
													H
													H
													H
	*	5700	112.97	-	-	100.59	34.9	11.46	33.98	102	238	P	V
	*	5700	105.24	-	-	92.86	34.9	11.46	33.98	102	238	A	V
		5726.36	61.3	-6.9	68.2	48.95	34.83	11.5	33.98	102	238	P	V
													V
													V
													V
Remark	1. No other spurious found. 2. All results are PASS against Peak and Average limit line.												

Band 3 - 5470~5725MHz

WIFI 802.11a (Harmonic @ 3m)

WIFI Ant. 2	Note	Frequency (MHz)	Level (dBμV/m)	Over Limit (dB)	Limit Line (dBμV/m)	Read Level (dBμV)	Antenna Factor (dB/m)	Path Loss (dB)	Preamp Factor (dB)	Ant Pos (cm)	Table Pos (deg)	Peak Avg. (P/A)	Pol. (H/V)
802.11a CH 100 5500MHz		11000	48.65	-25.35	74	51.54	37.8	17.81	58.5	100	0	P	H
		16500	52.94	-15.26	68.2	46.09	41.9	21.15	56.2	100	0	P	H
													H
													H
		11000	49	-25	74	51.89	37.8	17.81	58.5	100	0	P	V
		16500	53.2	-15	68.2	46.35	41.9	21.15	56.2	100	0	P	V
													V
													V
802.11a CH 116 5580MHz		11160	49.99	-24.01	74	52.17	37.9	18.02	58.1	100	0	P	H
		16740	52.97	-15.23	68.2	45.3	42.32	21.36	56.01	100	0	P	H
													H
													H
		11160	49.83	-24.17	74	52.01	37.9	18.02	58.1	100	0	P	V
		16740	53.51	-14.69	68.2	45.84	42.32	21.36	56.01	100	0	P	V
													V
													V
802.11a CH 140 5700MHz		11400	47.91	-26.09	74	49.22	37.9	18.33	57.54	100	0	P	H
		17100	53.28	-14.92	68.2	45.79	41.6	21.67	55.78	100	0	P	H
													H
													H
		11400	47.58	-26.42	74	48.89	37.9	18.33	57.54	100	0	P	V
		17100	51.99	-16.21	68.2	44.5	41.6	21.67	55.78	100	0	P	V
													V
													V
Remark	1. No other spurious found. 2. All results are PASS against Peak and Average limit line.												

Band 3 - 5470~5725MHz

WIFI 802.11n HT20 (Band Edge @ 3m)

WIFI Ant. 2	Note	Frequency (MHz)	Level (dBμV/m)	Over Limit (dB)	Limit Line (dBμV/m)	Read Level (dBμV)	Antenna Factor (dB/m)	Path Loss (dB)	Preamp Factor (dB)	Ant Pos (cm)	Table Pos (deg)	Peak Avg. (P/A)	Pol. (H/V)
802.11n HT20 CH 100 5500MHz		5459.2	61.54	-12.46	74	49.63	34.7	11.2	33.99	106	298	P	H
		5468.56	66.4	-1.8	68.2	54.37	34.77	11.25	33.99	106	298	P	H
		5459.92	51.58	-2.42	54	39.67	34.7	11.2	33.99	106	298	A	H
	*	5500	116.37	-	-	104.21	34.9	11.25	33.99	106	298	P	H
	*	5500	108.24	-	-	96.08	34.9	11.25	33.99	106	298	A	H
													H
		5458.96	57.04	-16.96	74	45.13	34.7	11.2	33.99	106	227	P	V
		5468.32	61.65	-6.55	68.2	49.62	34.77	11.25	33.99	106	227	P	V
		5459.2	46.93	-7.07	54	35.02	34.7	11.2	33.99	106	227	A	V
	*	5500	111.89	-	-	99.73	34.9	11.25	33.99	106	227	P	V
	*	5500	104.16	-	-	92	34.9	11.25	33.99	106	227	A	V
													V
802.11n HT20 CH 116 5580MHz		5455.12	51.41	-22.59	74	39.5	34.7	11.2	33.99	100	300	P	H
		5467.6	51.4	-16.8	68.2	39.37	34.77	11.25	33.99	100	300	P	H
		5459.2	42.28	-11.72	54	30.37	34.7	11.2	33.99	100	300	A	H
	*	5580	116.21	-	-	104.11	34.73	11.35	33.98	100	300	P	H
	*	5580	108.19	-	-	96.09	34.73	11.35	33.98	100	300	A	H
		5729.405	53.75	-14.45	68.2	41.4	34.83	11.5	33.98	100	300	P	H
		5455.84	51.08	-22.92	74	39.17	34.7	11.2	33.99	102	242	P	V
		5461.6	49.57	-18.63	68.2	37.61	34.7	11.25	33.99	102	242	P	V
		5456.8	41.14	-12.86	54	29.23	34.7	11.2	33.99	102	242	A	V
	*	5580	112.59	-	-	100.49	34.73	11.35	33.98	102	242	P	V
	*	5580	104.68	-	-	92.58	34.73	11.35	33.98	102	242	A	V
		5729.09	52.61	-15.59	68.2	40.26	34.83	11.5	33.98	102	242	P	V

	*	5700	115.88	-	-	103.5	34.9	11.46	33.98	103	300	P	H
	*	5700	108.11	-	-	95.73	34.9	11.46	33.98	103	300	A	H
		5725.56	65.18	-3.02	68.2	52.83	34.83	11.5	33.98	103	300	P	H
													H
802.11n													H
HT20													H
CH 140	*	5700	112.42	-	-	100.04	34.9	11.46	33.98	102	237	P	V
5700MHz	*	5700	104.73	-	-	92.35	34.9	11.46	33.98	102	237	A	V
		5725.08	60.32	-7.88	68.2	47.97	34.83	11.5	33.98	102	237	P	V
													V
													V
													V
Remark	1. No other spurious found. 2. All results are PASS against Peak and Average limit line.												

Band 3 - 5470~5725MHz

WIFI 802.11n HT20 (Harmonic @ 3m)

WIFI Ant. 2	Note	Frequency (MHz)	Level (dBμV/m)	Over Limit (dB)	Limit Line (dBμV/m)	Read Level (dBμV)	Antenna Factor (dB/m)	Path Loss (dB)	Preamp Factor (dB)	Ant Pos (cm)	Table Pos (deg)	Peak Avg. (P/A)	Pol. (H/V)
802.11n HT20 CH 100 5500MHz		11000	48.69	-25.31	74	51.58	37.8	17.81	58.5	100	0	P	H
		16500	52.9	-15.3	68.2	46.05	41.9	21.15	56.2	100	0	P	H
													H
													H
		11000	47.94	-26.06	74	50.83	37.8	17.81	58.5	100	0	P	V
		16500	53.07	-15.13	68.2	46.22	41.9	21.15	56.2	100	0	P	V
													V
													V
802.11n HT20 CH 116 5580MHz		11160	48.95	-25.05	74	51.13	37.9	18.02	58.1	100	0	P	H
		16740	52.75	-15.45	68.2	45.08	42.32	21.36	56.01	100	0	P	H
													H
													H
		11160	49.76	-24.24	74	51.94	37.9	18.02	58.1	100	0	P	V
		16740	53.21	-14.99	68.2	45.54	42.32	21.36	56.01	100	0	P	V
													V
													V
802.11n HT20 CH 140 5700MHz		11400	48.26	-25.74	74	49.57	37.9	18.33	57.54	100	0	P	H
		17100	52.59	-15.61	68.2	45.1	41.6	21.67	55.78	100	0	P	H
													H
													H
		11400	47.91	-26.09	74	49.22	37.9	18.33	57.54	100	0	P	V
		17100	53.16	-15.04	68.2	45.67	41.6	21.67	55.78	100	0	P	V
													V
													V
Remark	1. No other spurious found. 2. All results are PASS against Peak and Average limit line.												

Band 3 - 5470~5725MHz

WIFI 802.11n HT40 (Band Edge @ 3m)

WIFI Ant. 2	Note	Frequency (MHz)	Level (dBμV/m)	Over Limit (dB)	Limit Line (dBμV/m)	Read Level (dBμV)	Antenna Factor (dB/m)	Path Loss (dB)	Preamp Factor (dB)	Ant Pos (cm)	Table Pos (deg)	Peak Avg. (P/A)	Pol. (H/V)
802.11n HT40 CH 102 5510MHz		5456.32	62.02	-11.98	74	50.11	34.7	11.2	33.99	100	313	P	H
		5469.76	64.26	-3.94	68.2	52.23	34.77	11.25	33.99	100	313	P	H
		5459.92	52.38	-1.62	54	40.47	34.7	11.2	33.99	100	313	A	H
	*	5510	110.58	-	-	98.37	34.9	11.3	33.99	100	313	P	H
	*	5510	102.9	-	-	90.69	34.9	11.3	33.99	100	313	A	H
		5726.255	51.44	-16.76	68.2	39.09	34.83	11.5	33.98	100	313	P	H
		5458.48	59.04	-14.96	74	47.13	34.7	11.2	33.99	100	256	P	V
		5469.76	58.87	-9.33	68.2	46.84	34.77	11.25	33.99	100	256	P	V
		5459.2	47.24	-6.76	54	35.33	34.7	11.2	33.99	100	256	A	V
	*	5510	105.66	-	-	93.45	34.9	11.3	33.99	100	256	P	V
	*	5510	97.65	-	-	85.44	34.9	11.3	33.99	100	256	A	V
		5727.83	52.18	-16.02	68.2	39.83	34.83	11.5	33.98	100	256	P	V
802.11n HT40 CH 110 5550MHz		5458.96	59.84	-14.16	74	47.93	34.7	11.2	33.99	100	299	P	H
		5465.2	62.35	-5.85	68.2	50.32	34.77	11.25	33.99	100	299	P	H
		5459.92	52.19	-1.81	54	40.28	34.7	11.2	33.99	100	299	A	H
	*	5550	114.51	-	-	102.45	34.7	11.35	33.99	100	299	P	H
	*	5550	106.4	-	-	94.34	34.7	11.35	33.99	100	299	A	H
		5733.185	54.04	-14.16	68.2	41.68	34.83	11.5	33.97	100	299	P	H
		5458.72	55.04	-18.96	74	43.13	34.7	11.2	33.99	100	244	P	V
		5464.24	57.89	-10.31	68.2	45.86	34.77	11.25	33.99	100	244	P	V
		5459.68	48.78	-5.22	54	36.87	34.7	11.2	33.99	100	244	A	V
	*	5550	110.36	-	-	98.3	34.7	11.35	33.99	100	244	P	V
	*	5550	102.49	-	-	90.43	34.7	11.35	33.99	100	244	A	V
		5736.335	52.21	-15.99	68.2	39.88	34.8	11.5	33.97	100	244	P	V

802.11n HT40 CH 134 5670MHz		5431.55	49.77	-24.23	74	37.89	34.67	11.2	33.99	100	299	P	H
		5461.3	49.51	-18.69	68.2	37.55	34.7	11.25	33.99	100	299	P	H
		5443.8	42.46	-11.54	54	30.58	34.67	11.2	33.99	100	299	A	H
	*	5670	113.98	-	-	101.75	34.75	11.46	33.98	100	299	P	H
	*	5670	106.46	-	-	94.23	34.75	11.46	33.98	100	299	A	H
		5727.55	64.98	-3.22	68.2	52.63	34.83	11.5	33.98	100	299	P	H
		5448	50.03	-23.97	74	38.12	34.7	11.2	33.99	104	242	P	V
		5466.55	49.8	-18.4	68.2	37.77	34.77	11.25	33.99	104	242	P	V
		5440.3	41.67	-12.33	54	29.79	34.67	11.2	33.99	104	242	A	V
	*	5670	110.31	-	-	98.08	34.75	11.46	33.98	104	242	P	V
	*	5670	102.41	-	-	90.18	34.75	11.46	33.98	104	242	A	V
		5731.925	57.8	-10.4	68.2	45.44	34.83	11.5	33.97	104	242	P	V
Remark	1. No other spurious found. 2. All results are PASS against Peak and Average limit line.												

Band 3 - 5470~5725MHz

WIFI 802.11n HT40 (Harmonic @ 3m)

WIFI Ant. 2	Note	Frequency (MHz)	Level (dBμV/m)	Over Limit (dB)	Limit Line (dBμV/m)	Read Level (dBμV)	Antenna Factor (dB/m)	Path Loss (dB)	Preamp Factor (dB)	Ant Pos (cm)	Table Pos (deg)	Peak Avg. (P/A)	Pol. (H/V)
802.11n HT40 CH 102 5510MHz		11020	45.25	-28.75	74	48.08	37.82	17.81	58.46	100	0	P	H
		16530	49.45	-18.75	68.2	42.57	41.87	21.18	56.17	100	0	P	H
													H
													H
		11020	45.47	-28.53	74	48.3	37.82	17.81	58.46	100	0	P	V
		16530	48.79	-19.41	68.2	41.91	41.87	21.18	56.17	100	0	P	V
													V
													V
802.11n HT40 CH 110 5550MHz		11100	46.61	-27.39	74	49.05	37.9	17.92	58.26	100	0	P	H
		16650	49.05	-19.15	68.2	41.85	42	21.28	56.08	100	0	P	H
													H
													H
		11100	46.67	-27.33	74	49.11	37.9	17.92	58.26	100	0	P	V
		16650	49.36	-18.84	68.2	42.16	42	21.28	56.08	100	0	P	V
													V
													V
802.11n HT40 CH 134 5670MHz		11340	49.11	-24.89	74	50.68	37.9	18.23	57.7	100	0	P	H
		17010	51.44	-16.76	68.2	43.71	41.93	21.6	55.8	100	0	P	H
													H
													H
		11340	48.47	-25.53	74	50.04	37.9	18.23	57.7	100	0	P	V
		17010	51.33	-16.87	68.2	43.6	41.93	21.6	55.8	100	0	P	V
													V
													V
Remark	1. No other spurious found. 2. All results are PASS against Peak and Average limit line.												

Band 3 - 5470~5725MHz

WIFI 802.11ac VHT80 (Band Edge @ 3m)

WIFI Ant. 2	Note	Frequency (MHz)	Level (dBμV/m)	Over Limit (dB)	Limit Line (dBμV/m)	Read Level (dBμV)	Antenna Factor (dB/m)	Path Loss (dB)	Preamp Factor (dB)	Ant Pos (cm)	Table Pos (deg)	Peak Avg. (P/A)	Pol. (H/V)
802.11ac VHT80 CH 106 5530MHz		5452.24	58.91	-15.09	74	47	34.7	11.2	33.99	100	299	P	H
		5463.04	60.62	-7.58	68.2	48.59	34.77	11.25	33.99	100	299	P	H
		5457.52	51.42	-2.58	54	39.51	34.7	11.2	33.99	100	299	A	H
	*	5530	106.43	-	-	94.29	34.83	11.3	33.99	100	299	P	H
	*	5530	98.76	-	-	86.62	34.83	11.3	33.99	100	299	A	H
		5745.155	51.56	-16.64	68.2	39.2	34.8	11.53	33.97	100	299	P	H
		5451.52	53.83	-20.17	74	41.92	34.7	11.2	33.99	100	240	P	V
		5466.4	55.01	-13.19	68.2	42.98	34.77	11.25	33.99	100	240	P	V
		5458.96	46.27	-7.73	54	34.36	34.7	11.2	33.99	100	240	A	V
	*	5530	102.12	-	-	89.98	34.83	11.3	33.99	100	240	P	V
	*	5530	94.55	-	-	82.41	34.83	11.3	33.99	100	240	A	V
		5753.345	51.1	-17.1	68.2	38.71	34.83	11.53	33.97	100	240	P	V
802.11ac VHT80 CH 122 5610MHz		5457.1	56.86	-17.14	74	44.95	34.7	11.2	33.99	102	299	P	H
		5470	59.39	-8.81	68.2	47.36	34.77	11.25	33.99	102	299	P	H
		5459.9	49.92	-4.08	54	38.01	34.7	11.2	33.99	102	299	A	H
	*	5610	111.06	-	-	98.84	34.8	11.4	33.98	102	299	P	H
	*	5610	103.59	-	-	91.37	34.8	11.4	33.98	102	299	A	H
		5725.625	63.42	-4.78	68.2	51.07	34.83	11.5	33.98	102	299	P	H
		5458.15	54.42	-19.58	74	42.51	34.7	11.2	33.99	102	239	P	V
		5460.25	54.84	-13.36	68.2	42.88	34.7	11.25	33.99	102	239	P	V
		5457.45	46.12	-7.88	54	34.21	34.7	11.2	33.99	102	239	A	V
	*	5610	107.59	-	-	95.37	34.8	11.4	33.98	102	239	P	V
	*	5610	100.14	-	-	87.92	34.8	11.4	33.98	102	239	A	V
		5732.625	59.8	-8.4	68.2	47.44	34.83	11.5	33.97	102	239	P	V
Remark	1. No other spurious found. 2. All results are PASS against Peak and Average limit line.												

Band 3 5470~5725MHz

WIFI 802.11ac VHT80 (Harmonic @ 3m)

WIFI Ant. 2	Note	Frequency (MHz)	Level (dBμV/m)	Over Limit (dB)	Limit Line (dBμV/m)	Read Level (dBμV)	Antenna Factor (dB/m)	Path Loss (dB)	Preamp Factor (dB)	Ant Pos (cm)	Table Pos (deg)	Peak Avg. (P/A)	Pol. (H/V)
802.11ac VHT80 CH 106 5530MHz		11060	46.35	-27.65	74	48.95	37.87	17.87	58.34	100	0	P	H
		16590	50.04	-18.16	68.2	43.1	41.82	21.25	56.13	100	0	P	H
													H
													H
		11060	45.78	-28.22	74	48.38	37.87	17.87	58.34	100	0	P	V
		16590	49.65	-18.55	68.2	42.71	41.82	21.25	56.13	100	0	P	V
													V
													V
802.11ac VHT80 CH 122 5610MHz		11220	45.81	-28.19	74	47.82	37.9	18.07	57.98	100	0	P	H
		16830	50.18	-18.02	68.2	42.27	42.4	21.45	55.94	100	0	P	H
													H
													H
		11220	46.25	-27.75	74	48.26	37.9	18.07	57.98	100	0	P	V
		16830	50.84	-17.36	68.2	42.93	42.4	21.45	55.94	100	0	P	V
													V
													V
Remark	1. No other spurious found. 2. All results are PASS against Peak and Average limit line.												

Band 3 - Straddle Channel

WIFI 802.11a (Band Edge @ 3m)

WIFI Ant. 2	Note	Frequency (MHz)	Level (dBμV/m)	Over Limit (dB)	Limit Line (dBμV/m)	Read Level (dBμV)	Antenna Factor (dB/m)	Path Loss (dB)	Preamp Factor (dB)	Ant Pos (cm)	Table Pos (deg)	Peak Avg. (P/A)	Pol. (H/V)
802.11a CH 144 5720MHz	*	5720	117.23	-	-	106	34.83	11.5	35.1	103	299	P	H
	*	5720	109.62	-	-	98.39	34.83	11.5	35.1	103	299	A	H
													H
													H
													H
													H
	*	5720	113.11	-	-	101.88	34.83	11.5	35.1	100	243	P	V
	*	5720	105.52	-	-	94.29	34.83	11.5	35.1	100	243	A	V
													V
													V
													V
													V
Remark	1. No other spurious found. 2. All results are PASS against Peak and Average limit line.												

Band 3 - Straddle Channel

WIFI 802.11a (Harmonic @ 3m)

WIFI Ant. 2	Note	Frequency (MHz)	Level (dBμV/m)	Over Limit (dB)	Limit Line (dBμV/m)	Read Level (dBμV)	Antenna Factor (dB/m)	Path Loss (dB)	Preamp Factor (dB)	Ant Pos (cm)	Table Pos (deg)	Peak Avg. (P/A)	Pol. (H/V)
802.11a CH 144 5720MHz		11440	48.96	-25.04	74	50.07	37.97	18.38	57.46	100	0	P	H
		17160	52.53	-15.67	68.2	44.96	41.6	21.74	55.77	100	0	P	H
													H
													H
		11440	48.35	-25.65	74	49.46	37.97	18.38	57.46	100	0	P	V
		17160	52.82	-15.38	68.2	45.25	41.6	21.74	55.77	100	0	P	V
													V
													V
Remark	1. No other spurious found. 2. All results are PASS against Peak and Average limit line.												

Band 3 - Straddle Channel

WIFI 802.11n HT20 (Band Edge @ 3m)

WIFI Ant. 2	Note	Frequency (MHz)	Level (dBμV/m)	Over Limit (dB)	Limit Line (dBμV/m)	Read Level (dBμV)	Antenna Factor (dB/m)	Path Loss (dB)	Preamp Factor (dB)	Ant Pos (cm)	Table Pos (deg)	Peak Avg. (P/A)	Pol. (H/V)
802.11n HT20 CH 144 5720MHz	*	5720	116.42	-	-	104.07	34.83	11.5	33.98	100	300	P	H
	*	5720	108.52	-	-	96.17	34.83	11.5	33.98	100	300	A	H
													H
													H
													H
													H
	*	5720	111.5	-	-	99.15	34.83	11.5	33.98	100	242	P	V
	*	5720	103.53	-	-	91.18	34.83	11.5	33.98	100	242	A	V
													V
													V
													V
													V
Remark	1. No other spurious found. 2. All results are PASS against Peak and Average limit line.												

Band 3 - Straddle Channel

WIFI 802.11n HT20 (Harmonic @ 3m)

WIFI Ant. 2	Note	Frequency (MHz)	Level (dBμV/m)	Over Limit (dB)	Limit Line (dBμV/m)	Read Level (dBμV)	Antenna Factor (dB/m)	Path Loss (dB)	Preamp Factor (dB)	Ant Pos (cm)	Table Pos (deg)	Peak Avg. (P/A)	Pol. (H/V)
802.11n HT20 CH 144 5720MHz		11440	48.43	-25.57	74	49.54	37.97	18.38	57.46	100	0	P	H
		17160	52.25	-15.95	68.2	44.68	41.6	21.74	55.77	100	0	P	H
													H
													H
		11440	47.96	-26.04	74	49.07	37.97	18.38	57.46	100	0	P	V
		17160	52.7	-15.5	68.2	45.13	41.6	21.74	55.77	100	0	P	V
													V
													V
Remark	1. No other spurious found. 2. All results are PASS against Peak and Average limit line.												

Band 3 - Straddle Channel

WIFI 802.11n HT40 (Band Edge @ 3m)

WIFI Ant. 2	Note	Frequency (MHz)	Level (dBμV/m)	Over Limit (dB)	Limit Line (dBμV/m)	Read Level (dBμV)	Antenna Factor (dB/m)	Path Loss (dB)	Preamp Factor (dB)	Ant Pos (cm)	Table Pos (deg)	Peak Avg. (P/A)	Pol. (H/V)
802.11n HT40 CH 142 5710MHz	*	5710	114.91	-	-	102.52	34.87	11.5	33.98	100	300	P	H
	*	5710	106.98	-	-	94.59	34.87	11.5	33.98	100	300	A	H
													H
													H
													H
													H
	*	5710	109.43	-	-	97.04	34.87	11.5	33.98	100	237	P	V
	*	5710	101.44	-	-	89.05	34.87	11.5	33.98	100	237	A	V
													V
													V
													V
													V
Remark	1. No other spurious found. 2. All results are PASS against Peak and Average limit line.												

Band 3 - Straddle Channel

WIFI 802.11n HT40 (Harmonic @ 3m)

WIFI Ant. 2	Note	Frequency (MHz)	Level (dBμV/m)	Over Limit (dB)	Limit Line (dBμV/m)	Read Level (dBμV)	Antenna Factor (dB/m)	Path Loss (dB)	Preamp Factor (dB)	Ant Pos (cm)	Table Pos (deg)	Peak Avg. (P/A)	Pol. (H/V)
802.11n HT40 CH 142 5710MHz		11420	46.74	-27.26	74	47.98	37.93	18.33	57.5	100	0	P	H
		17130	49.96	-18.24	68.2	42.43	41.6	21.7	55.77	100	0	P	H
													H
													H
		11420	45.02	-28.98	74	46.26	37.93	18.33	57.5	100	0	P	V
		17130	48.95	-19.25	68.2	41.42	41.6	21.7	55.77	100	0	P	V
													V
													V
Remark	1. No other spurious found. 2. All results are PASS against Peak and Average limit line.												

Band 3 - Straddle Channel

WIFI 802.11ac VHT80 (Band Edge @ 3m)

WIFI Ant. 2	Note	Frequency (MHz)	Level (dBμV/m)	Over Limit (dB)	Limit Line (dBμV/m)	Read Level (dBμV)	Antenna Factor (dB/m)	Path Loss (dB)	Preamp Factor (dB)	Ant Pos (cm)	Table Pos (deg)	Peak Avg. (P/A)	Pol. (H/V)
802.11ac VHT80 CH 138 5690MHz	*	5690	111.31	-	-	98.93	34.9	11.46	33.98	104	300	P	H
	*	5690	104.14	-	-	91.76	34.9	11.46	33.98	104	300	A	H
													H
													H
													H
													H
	*	5690	107.41	-	-	95.03	34.9	11.46	33.98	101	242	P	V
	*	5690	100.12	-	-	87.74	34.9	11.46	33.98	101	242	A	V
													V
													V
													V
													V
Remark	1. No other spurious found. 2. All results are PASS against Peak and Average limit line.												

Band 3 - Straddle Channel

WIFI 802.11ac VHT80 (Harmonic @ 3m)

WIFI Ant. 2	Note	Frequency (MHz)	Level (dBμV/m)	Over Limit (dB)	Limit Line (dBμV/m)	Read Level (dBμV)	Antenna Factor (dB/m)	Path Loss (dB)	Preamp Factor (dB)	Ant Pos (cm)	Table Pos (deg)	Peak Avg. (P/A)	Pol. (H/V)
802.11ac VHT80 CH 138 5690MHz		11380	45.39	-28.61	74	46.79	37.9	18.28	57.58	100	0	P	H
		17070	49.71	-18.49	68.2	42.11	41.73	21.66	55.79	100	0	P	H
													H
													H
		11380	45.58	-28.42	74	46.98	37.9	18.28	57.58	100	0	P	V
		17070	49	-19.2	68.2	41.4	41.73	21.66	55.79	100	0	P	V
													V
													V
Remark	1. No other spurious found. 2. All results are PASS against Peak and Average limit line.												

Emission below 1GHz

WIFI 802.11n HT40 (LF @ 3m)

WIFI Ant. 2	Note	Frequency (MHz)	Level (dBμV/m)	Over Limit (dB)	Limit Line (dBμV/m)	Read Level (dBμV)	Antenna Factor (dB/m)	Path Loss (dB)	Preamp Factor (dB)	Ant Pos (cm)	Table Pos (deg)	Peak Avg. (P/A)	Pol. (H/V)
802.11n HT40 LF		30	31.15	-8.85	40	35.4	24.6	1.33	30.18	-	-	P	H
		120.72	32.97	-10.53	43.5	43.54	17.48	2.01	30.06	-	-	P	H
		126.39	32.53	-10.97	43.5	42.93	17.64	2.01	30.05	-	-	P	H
		833.4	41.29	-4.71	46	37.47	28.27	4.74	29.19	-	-	P	H
		860	41.44	-4.56	46	36.73	29.03	4.75	29.07	-	-	P	H
		942.6	42.58	-3.42	46	36.17	29.97	5.05	28.61	100	0	P	H
													H
													H
													H
													H
													H
													H
		30	33.67	-6.33	40	37.92	24.6	1.33	30.18	-	-	P	V
		61.32	31.25	-8.75	40	47.8	11.88	1.7	30.13	-	-	P	V
		82.11	31.04	-8.96	40	45.9	13.52	1.72	30.1	-	-	P	V
		777.4	37.36	-8.64	46	34.34	27.97	4.46	29.41	-	-	P	V
		918.1	42.46	-3.54	46	37.14	29.13	4.97	28.78	-	-	P	V
		944	42.71	-3.29	46	36.23	30.03	5.05	28.6	100	0	P	V
													V
													V
													V
													V
													V
													V
Remark	1. No other spurious found. 2. All results are PASS against limit line.												

Band 1 - 5150~5250MHz

WIFI 802.11a (Band Edge @ 3m)

WIFI Ant. 1+2	Note	Frequency (MHz)	Level (dBμV/m)	Over Limit (dB)	Limit Line (dBμV/m)	Read Level (dBμV)	Antenna Factor (dB/m)	Path Loss (dB)	Preamp Factor (dB)	Ant Pos (cm)	Table Pos (deg)	Peak Avg. (P/A)	Pol. (H/V)
802.11a CH 36 5180MHz		5149.76	58.4	-15.6	74	47.05	34.3	11.03	33.98	202	326	P	H
		5149.24	52.58	-1.42	54	41.23	34.3	11.03	33.98	202	326	A	H
	*	5180	117.01	-	-	105.66	34.3	11.03	33.98	202	326	P	H
	*	5180	110.05	-	-	98.7	34.3	11.03	33.98	202	326	A	H
													H
													H
		5149.76	55.16	-18.84	74	43.81	34.3	11.03	33.98	303	245	P	V
		5150	48.3	-5.7	54	36.95	34.3	11.03	33.98	303	245	A	V
	*	5180	111.52	-	-	100.17	34.3	11.03	33.98	303	245	P	V
	*	5180	103.83	-	-	92.48	34.3	11.03	33.98	303	245	A	V
													V
													V
802.11a CH 44 5220MHz		5149.5	61.57	-12.43	74	50.22	34.3	11.03	33.98	232	326	P	H
		5150	52.13	-1.87	54	40.78	34.3	11.03	33.98	232	326	A	H
	*	5220	120.18	-	-	108.73	34.33	11.1	33.98	232	326	P	H
	*	5220	113.53	-	-	102.08	34.33	11.1	33.98	232	326	A	H
		5389.72	51.62	-22.38	74	39.93	34.53	11.15	33.99	232	326	P	H
		5354.16	44.1	-9.9	54	32.54	34.4	11.14	33.98	232	326	A	H
		5144.82	58	-16	74	46.65	34.3	11.03	33.98	299	243	P	V
		5150	49.67	-4.33	54	38.32	34.3	11.03	33.98	299	243	A	V
	*	5220	114.61	-	-	103.16	34.33	11.1	33.98	299	243	P	V
	*	5220	107.73	-	-	96.28	34.33	11.1	33.98	299	243	A	V
		5416.32	49.27	-24.73	74	37.48	34.63	11.15	33.99	299	243	P	V
		5350	41.49	-12.51	54	29.93	34.4	11.14	33.98	299	243	A	V

802.11a CH 48 5240MHz		5138.06	59.69	-14.31	74	48.51	34.2	10.96	33.98	190	326	P	H
		5149.5	52.26	-1.74	54	40.91	34.3	11.03	33.98	190	326	A	H
	*	5240	121	-	-	109.5	34.37	11.11	33.98	190	326	P	H
	*	5240	114.02	-	-	102.52	34.37	11.11	33.98	190	326	A	H
		5350.52	56.12	-17.88	74	44.56	34.4	11.14	33.98	190	326	P	H
		5350	47.96	-6.04	54	36.4	34.4	11.14	33.98	190	326	A	H
		5143.78	56.69	-17.31	74	45.34	34.3	11.03	33.98	279	244	P	V
		5149.76	47.77	-6.23	54	36.42	34.3	11.03	33.98	279	244	A	V
	*	5240	116.14	-	-	104.64	34.37	11.11	33.98	279	244	P	V
	*	5240	108.79	-	-	97.29	34.37	11.11	33.98	279	244	A	V
		5357.52	51.78	-22.22	74	40.22	34.4	11.14	33.98	279	244	P	V
		5350	44.2	-9.8	54	32.64	34.4	11.14	33.98	279	244	A	V
Remark	1. No other spurious found. 2. All results are PASS against Peak and Average limit line.												

Band 1 5150~5250MHz

WIFI 802.11a (Harmonic @ 3m)

WIFI Ant. 1+2	Note	Frequency (MHz)	Level (dBμV/m)	Over Limit (dB)	Limit Line (dBμV/m)	Read Level (dBμV)	Antenna Factor (dB/m)	Path Loss (dB)	Preamp Factor (dB)	Ant Pos (cm)	Table Pos (deg)	Peak Avg. (P/A)	Pol. (H/V)
802.11a CH 36 5180MHz		10360	45.94	-22.26	68.2	50.94	37.33	17	59.33	100	0	P	H
		15540	49.95	-24.05	74	45.75	40.27	20.52	56.59	100	0	P	H
													H
													H
		10360	45.65	-22.55	68.2	50.65	37.33	17	59.33	100	0	P	V
		15540	49.53	-24.47	74	45.33	40.27	20.52	56.59	100	0	P	V
													V
													V
802.11a CH 44 5220MHz		10440	45.17	-23.03	68.2	49.94	37.4	17.1	59.27	100	0	P	H
		15660	50.46	-23.54	74	46.16	40.3	20.57	56.57	100	0	P	H
													H
													H
		10440	44.56	-23.64	68.2	49.33	37.4	17.1	59.27	100	0	P	V
		15660	48.63	-25.37	74	44.33	40.3	20.57	56.57	100	0	P	V
													V
													V
802.11a CH 48 5240MHz		10480	44.44	-23.76	68.2	49.11	37.4	17.15	59.22	100	0	P	H
		15720	50.15	-23.85	74	45.67	40.43	20.61	56.56	100	0	P	H
													H
													H
		10480	44.61	-23.59	68.2	49.28	37.4	17.15	59.22	100	0	P	V
		15720	50.19	-23.81	74	45.71	40.43	20.61	56.56	100	0	P	V
													V
													V
Remark	1. No other spurious found. 2. All results are PASS against Peak and Average limit line.												

Band 1 5150~5250MHz

WIFI 802.11n HT20 (Band Edge @ 3m)

WIFI Ant. 1+2	Note	Frequency (MHz)	Level (dBμV/m)	Over Limit (dB)	Limit Line (dBμV/m)	Read Level (dBμV)	Antenna Factor (dB/m)	Path Loss (dB)	Preamp Factor (dB)	Ant Pos (cm)	Table Pos (deg)	Peak Avg. (P/A)	Pol. (H/V)
802.11n HT20 CH 36 5180MHz		5143	59.62	-14.38	74	48.27	34.3	11.03	33.98	250	327	P	H
		5150	50.55	-3.45	54	39.2	34.3	11.03	33.98	250	327	A	H
	*	5180	117.98	-	-	106.63	34.3	11.03	33.98	250	327	P	H
	*	5180	110.3	-	-	98.95	34.3	11.03	33.98	250	327	A	H
													H
													H
		5150	57.97	-16.03	74	46.62	34.3	11.03	33.98	338	252	P	V
		5150	46.66	-7.34	54	35.31	34.3	11.03	33.98	338	252	A	V
	*	5180	111.09	-	-	99.74	34.3	11.03	33.98	338	252	P	V
	*	5180	103.56	-	-	92.21	34.3	11.03	33.98	338	252	A	V
													V
													V
802.11n HT20 CH 44 5220MHz		5144.3	56.75	-17.25	74	45.4	34.3	11.03	33.98	226	326	P	H
		5150	50.26	-3.74	54	38.91	34.3	11.03	33.98	226	326	A	H
	*	5220	119.71	-	-	108.26	34.33	11.1	33.98	226	326	P	H
	*	5220	111.95	-	-	100.5	34.33	11.1	33.98	226	326	A	H
		5364.8	52.5	-21.5	74	40.87	34.47	11.14	33.98	226	326	P	H
		5354.44	44.01	-9.99	54	32.45	34.4	11.14	33.98	226	326	A	H
		5144.82	51.18	-22.82	74	39.83	34.3	11.03	33.98	100	245	P	V
		5149.5	42.77	-11.23	54	31.42	34.3	11.03	33.98	100	245	A	V
	*	5220	110.68	-	-	99.23	34.33	11.1	33.98	100	245	P	V
	*	5220	103.12	-	-	91.67	34.33	11.1	33.98	100	245	A	V
		5366.76	50.47	-23.53	74	38.84	34.47	11.14	33.98	100	245	P	V
		5449.08	41.53	-12.47	54	29.62	34.7	11.2	33.99	100	245	A	V

802.11n HT20 CH 48 5240MHz		5145.6	56.21	-17.79	74	44.86	34.3	11.03	33.98	188	327	P	H
		5150	47.51	-6.49	54	36.16	34.3	11.03	33.98	188	327	A	H
	*	5240	120.91	-	-	109.41	34.37	11.11	33.98	188	327	P	H
	*	5240	112.92	-	-	101.42	34.37	11.11	33.98	188	327	A	H
		5361.44	52.54	-21.46	74	40.91	34.47	11.14	33.98	188	327	P	H
		5350.24	45.33	-8.67	54	33.77	34.4	11.14	33.98	188	327	A	H
		5142.22	51.91	-22.09	74	40.56	34.3	11.03	33.98	279	243	P	V
		5148.46	45.47	-8.53	54	34.12	34.3	11.03	33.98	279	243	A	V
	*	5240	115.51	-	-	104.01	34.37	11.11	33.98	279	243	P	V
	*	5240	107.81	-	-	96.31	34.37	11.11	33.98	279	243	A	V
		5353.04	50	-24	74	38.44	34.4	11.14	33.98	279	243	P	V
		5351.64	41.83	-12.17	54	30.27	34.4	11.14	33.98	279	243	A	V
Remark	1. No other spurious found. 2. All results are PASS against Peak and Average limit line.												

Band 1 5150~5250MHz

WIFI 802.11n HT20 (Harmonic @ 3m)

WIFI Ant. 1+2	Note	Frequency (MHz)	Level (dBμV/m)	Over Limit (dB)	Limit Line (dBμV/m)	Read Level (dBμV)	Antenna Factor (dB/m)	Path Loss (dB)	Preamp Factor (dB)	Ant Pos (cm)	Table Pos (deg)	Peak Avg. (P/A)	Pol. (H/V)
802.11n HT20 CH 36 5180MHz		10360	46.89	-21.31	68.2	51.89	37.33	17	59.33	100	0	P	H
		15540	50.14	-23.86	74	45.94	40.27	20.52	56.59	100	0	P	H
													H
													H
		10360	47.35	-20.85	68.2	52.35	37.33	17	59.33	100	0	P	V
		15540	50.79	-23.21	74	46.59	40.27	20.52	56.59	100	0	P	V
													V
													V
802.11n HT20 CH 44 5220MHz		10440	46.16	-22.04	68.2	50.93	37.4	17.1	59.27	100	0	P	H
		15660	48.9	-25.1	74	44.6	40.3	20.57	56.57	100	0	P	H
													H
													H
		10440	46.04	-22.16	68.2	50.81	37.4	17.1	59.27	100	0	P	V
		15660	48.54	-25.46	74	44.24	40.3	20.57	56.57	100	0	P	V
													V
													V
802.11n HT20 CH 48 5240MHz		10480	45.03	-23.17	68.2	49.7	37.4	17.15	59.22	100	0	P	H
		15720	50.39	-23.61	74	45.91	40.43	20.61	56.56	100	0	P	H
													H
													H
		10480	44.41	-23.79	68.2	49.08	37.4	17.15	59.22	100	0	P	V
		15720	49.32	-24.68	74	44.84	40.43	20.61	56.56	100	0	P	V
													V
													V
Remark	1. No other spurious found. 2. All results are PASS against Peak and Average limit line.												

Band 1 5150~5250MHz

WIFI 802.11n HT40 (Band Edge @ 3m)

WIFI Ant. 1+2	Note	Frequency (MHz)	Level (dBμV/m)	Over Limit (dB)	Limit Line (dBμV/m)	Read Level (dBμV)	Antenna Factor (dB/m)	Path Loss (dB)	Preamp Factor (dB)	Ant Pos (cm)	Table Pos (deg)	Peak Avg. (P/A)	Pol. (H/V)
802.11n HT40 CH 38 5190MHz		5148.46	58.69	-15.31	74	48.41	34.3	11.03	35.05	209	328	P	H
		5150	51.52	-2.48	54	41.24	34.3	11.03	35.05	209	328	A	H
	*	5190	113.85	-	-	103.5	34.3	11.1	35.05	209	328	P	H
	*	5190	105.86	-	-	95.51	34.3	11.1	35.05	209	328	A	H
		5407.92	51.74	-22.26	74	41.05	34.6	11.15	35.06	209	328	P	H
		5452.72	44.3	-9.7	54	33.46	34.7	11.2	35.06	209	328	A	H
		5148.72	55.24	-18.76	74	44.96	34.3	11.03	35.05	386	65	P	V
		5150	46.43	-7.57	54	36.15	34.3	11.03	35.05	386	65	A	V
	*	5190	107.22	-	-	96.87	34.3	11.1	35.05	386	65	P	V
	*	5190	99.27	-	-	88.92	34.3	11.1	35.05	386	65	A	V
		5439.28	50.69	-23.31	74	39.88	34.67	11.2	35.06	386	65	P	V
		5453	42.93	-11.07	54	32.09	34.7	11.2	35.06	386	65	A	V
802.11n HT40 CH 46 5230MHz		5149.24	60.23	-13.77	74	48.88	34.3	11.03	33.98	225	329	P	H
		5149.5	52.4	-1.6	54	41.05	34.3	11.03	33.98	225	329	A	H
	*	5230	116.86	-	-	105.36	34.37	11.11	33.98	225	329	P	H
	*	5230	109.26	-	-	97.76	34.37	11.11	33.98	225	329	A	H
		5362.28	52.14	-21.86	74	40.51	34.47	11.14	33.98	225	329	P	H
		5350.8	44.49	-9.51	54	32.93	34.4	11.14	33.98	225	329	A	H
		5145.08	54.25	-19.75	74	42.9	34.3	11.03	33.98	400	66	P	V
		5149.76	46.4	-7.6	54	35.05	34.3	11.03	33.98	400	66	A	V
	*	5230	110.43	-	-	98.93	34.37	11.11	33.98	400	66	P	V
	*	5230	102.52	-	-	91.02	34.37	11.11	33.98	400	66	A	V
		5350	50.08	-23.92	74	38.52	34.4	11.14	33.98	400	66	P	V
		5350	42.04	-11.96	54	30.48	34.4	11.14	33.98	400	66	A	V
Remark	1. No other spurious found. 2. All results are PASS against Peak and Average limit line.												

Band 1 5150~5250MHz

WIFI 802.11n HT40 (Harmonic @ 3m)

WIFI Ant. 1+2	Note	Frequency (MHz)	Level (dBμV/m)	Over Limit (dB)	Limit Line (dBμV/m)	Read Level (dBμV)	Antenna Factor (dB/m)	Path Loss (dB)	Preamp Factor (dB)	Ant Pos (cm)	Table Pos (deg)	Peak Avg. (P/A)	Pol. (H/V)
802.11n HT40 CH 38 5190MHz		10380	47.28	-20.92	68.2	52.23	37.37	17	59.32	100	0	P	H
		15570	50.35	-23.65	74	46.17	40.23	20.54	56.59	100	0	P	H
													H
													H
		10380	47.08	-21.12	68.2	52.03	37.37	17	59.32	100	0	P	V
		15580	49.6	-24.4	74	45.42	40.22	20.54	56.58	100	0	P	V
													V
													V
802.11n HT40 CH 46 5230MHz		10460	48.77	-19.43	68.2	53.52	37.4	17.1	59.25	100	0	P	H
		15690	49.78	-24.22	74	45.38	40.37	20.59	56.56	100	0	P	H
													H
													H
		10460	47.56	-20.64	68.2	52.31	37.4	17.1	59.25	100	0	P	V
		15690	49.86	-24.14	74	45.46	40.37	20.59	56.56	100	0	P	V
													V
													V
Remark	1. No other spurious found. 2. All results are PASS against Peak and Average limit line.												

Band 1 5150~5250MHz

WIFI 802.11ac VHT80 (Band Edge @ 3m)

WIFI Ant. 1+2	Note	Frequency (MHz)	Level (dBμV/m)	Over Limit (dB)	Limit Line (dBμV/m)	Read Level (dBμV)	Antenna Factor (dB/m)	Path Loss (dB)	Preamp Factor (dB)	Ant Pos (cm)	Table Pos (deg)	Peak Avg. (P/A)	Pol. (H/V)
802.11ac VHT80 CH 42 5210MHz		5143.78	59.61	-14.39	74	48.26	34.3	11.03	33.98	217	330	P	H
		5139.88	52.53	-1.47	54	41.25	34.3	10.96	33.98	217	330	A	H
	*	5210	109	-	-	97.55	34.33	11.1	33.98	217	330	P	H
	*	5210	100.49	-	-	89.04	34.33	11.1	33.98	217	330	A	H
		5454.96	51.13	-22.87	74	39.22	34.7	11.2	33.99	217	330	P	H
		5452.44	44.11	-9.89	54	32.2	34.7	11.2	33.99	217	330	A	H
		5146.12	53.47	-20.53	74	42.12	34.3	11.03	33.98	301	269	P	V
		5145.6	46.03	-7.97	54	34.68	34.3	11.03	33.98	301	269	A	V
	*	5210	100.83	-	-	89.38	34.33	11.1	33.98	301	269	P	V
	*	5210	93.41	-	-	81.96	34.33	11.1	33.98	301	269	A	V
		5452.44	50.21	-23.79	74	38.3	34.7	11.2	33.99	301	269	P	V
		5434.52	41.57	-12.43	54	29.69	34.67	11.2	33.99	301	269	A	V
Remark	1. No other spurious found. 2. All results are PASS against Peak and Average limit line.												

Band 1 5150~5250MHz

WIFI 802.11ac VHT80 (Harmonic @ 3m)

WIFI Ant. 1+2	Note	Frequency (MHz)	Level (dBμV/m)	Over Limit (dB)	Limit Line (dBμV/m)	Read Level (dBμV)	Antenna Factor (dB/m)	Path Loss (dB)	Preamp Factor (dB)	Ant Pos (cm)	Table Pos (deg)	Peak Avg. (P/A)	Pol. (H/V)
802.11ac VHT80 CH 42 5210MHz		10420	47.8	-20.4	68.2	52.63	37.4	17.05	59.28	100	0	P	H
		15630	50.48	-23.52	74	46.21	40.27	20.57	56.57	100	0	P	H
													H
													H
		10420	47.5	-20.7	68.2	52.33	37.4	17.05	59.28	100	0	P	V
		15630	50.98	-23.02	74	46.71	40.27	20.57	56.57	100	0	P	V
													V
													V
Remark	1. No other spurious found. 2. All results are PASS against Peak and Average limit line.												

Band 2 - 5250~5350MHz

WIFI 802.11a (Band Edge @ 3m)

WIFI Ant. 1+2	Note	Frequency (MHz)	Level (dBμV/m)	Over Limit (dB)	Limit Line (dBμV/m)	Read Level (dBμV)	Antenna Factor (dB/m)	Path Loss (dB)	Preamp Factor (dB)	Ant Pos (cm)	Table Pos (deg)	Peak Avg. (P/A)	Pol. (H/V)
802.11a CH 52 5260MHz		5128.1	50.78	-23.22	74	39.6	34.2	10.96	33.98	200	328	P	H
		5145.6	43.29	-10.71	54	31.94	34.3	11.03	33.98	200	328	A	H
	*	5260	121.41	-	-	109.88	34.4	11.11	33.98	200	328	P	H
	*	5260	114.24	-	-	102.71	34.4	11.11	33.98	200	328	A	H
		5363.04	53.25	-20.75	74	41.62	34.47	11.14	33.98	200	328	P	H
		5350.08	46.22	-7.78	54	34.66	34.4	11.14	33.98	200	328	A	H
		5140	50.66	-23.34	74	39.38	34.3	10.96	33.98	293	245	P	V
		5137.55	41.89	-12.11	54	30.71	34.2	10.96	33.98	293	245	A	V
	*	5260	116.31	-	-	104.78	34.4	11.11	33.98	293	245	P	V
	*	5260	108.56	-	-	97.03	34.4	11.11	33.98	293	245	A	V
		5395.44	50.64	-23.36	74	38.88	34.6	11.15	33.99	293	245	P	V
		5358.48	42.24	-11.76	54	30.68	34.4	11.14	33.98	293	245	A	V
802.11a CH 60 5300MHz		5144.9	50.14	-23.86	74	38.79	34.3	11.03	33.98	216	292	P	H
		5145.6	42.6	-11.4	54	31.25	34.3	11.03	33.98	216	292	A	H
	*	5300	121.34	-	-	109.8	34.4	11.12	33.98	216	292	P	H
	*	5300	113.92	-	-	102.38	34.4	11.12	33.98	216	292	A	H
		5352.72	59.05	-14.95	74	47.49	34.4	11.14	33.98	216	292	P	H
		5350.08	50.64	-3.36	54	39.08	34.4	11.14	33.98	216	292	A	H
		5077.35	51.4	-22.6	74	40.44	34.03	10.9	33.97	271	254	P	V
		5143.85	41.85	-12.15	54	30.5	34.3	11.03	33.98	271	254	A	V
	*	5300	115.82	-	-	104.28	34.4	11.12	33.98	271	254	P	V
	*	5300	107.81	-	-	96.27	34.4	11.12	33.98	271	254	A	V
		5350.56	52.34	-21.66	74	40.78	34.4	11.14	33.98	271	254	P	V
		5351.28	45.09	-8.91	54	33.53	34.4	11.14	33.98	271	254	A	V

802.11a CH 64 5320MHz	*	5320	118.79	-	-	107.24	34.4	11.13	33.98	190	329	P	H
	*	5320	111.48	-	-	99.93	34.4	11.13	33.98	190	329	A	H
		5350.24	61.84	-12.16	74	50.28	34.4	11.14	33.98	190	329	P	H
		5350.4	52.52	-1.48	54	40.96	34.4	11.14	33.98	190	329	A	H
													H
													H
	*	5320	112.9	-	-	101.35	34.4	11.13	33.98	304	250	P	V
	*	5320	105.53	-	-	93.98	34.4	11.13	33.98	304	250	A	V
		5350.24	55.39	-18.61	74	43.83	34.4	11.14	33.98	304	250	P	V
		5350.08	46.88	-7.12	54	35.32	34.4	11.14	33.98	304	250	A	V
													V
													V
Remark	1. No other spurious found. 2. All results are PASS against Peak and Average limit line.												

Band 2 5250~5350MHz

WIFI 802.11a (Harmonic @ 3m)

WIFI Ant. 1+2	Note	Frequency (MHz)	Level (dBμV/m)	Over Limit (dB)	Limit Line (dBμV/m)	Read Level (dBμV)	Antenna Factor (dB/m)	Path Loss (dB)	Preamp Factor (dB)	Ant Pos (cm)	Table Pos (deg)	Peak Avg. (P/A)	Pol. (H/V)
802.11a CH 52 5260MHz		10520	44.96	-23.24	68.2	49.52	37.42	17.2	59.18	100	0	P	H
		15780	48.1	-25.9	74	43.49	40.53	20.62	56.54	100	0	P	H
													H
													H
		10520	44.42	-23.78	68.2	48.98	37.42	17.2	59.18	100	0	P	V
		15780	49.68	-24.32	74	45.07	40.53	20.62	56.54	100	0	P	V
													V
													V
802.11a CH 60 5300MHz		10600	45.45	-28.55	74	49.7	37.5	17.31	59.06	100	0	P	H
		15900	48.41	-25.59	74	43.55	40.7	20.68	56.52	100	0	P	H
													H
													H
		10600	45.83	-28.17	74	50.08	37.5	17.31	59.06	100	0	P	V
		15900	48.31	-25.69	74	43.45	40.7	20.68	56.52	100	0	P	V
													V
													V
802.11a CH 64 5320MHz		10640	48.17	-25.83	74	52.29	37.53	17.36	59.01	100	0	P	H
		15690	49.98	-24.02	74	45.58	40.37	20.59	56.56	100	0	P	H
													H
													H
		10640	48.51	-25.49	74	52.63	37.53	17.36	59.01	100	0	P	V
		15690	49.99	-24.01	74	45.59	40.37	20.59	56.56	100	0	P	V
													V
													V
Remark	1. No other spurious found. 2. All results are PASS against Peak and Average limit line.												

Band 2 5250~5350MHz

WIFI 802.11n HT20 (Band Edge @ 3m)

WIFI Ant. 1+2	Note	Frequency (MHz)	Level (dBμV/m)	Over Limit (dB)	Limit Line (dBμV/m)	Read Level (dBμV)	Antenna Factor (dB/m)	Path Loss (dB)	Preamp Factor (dB)	Ant Pos (cm)	Table Pos (deg)	Peak Avg. (P/A)	Pol. (H/V)
802.11n HT20 CH 52 5260MHz		5062.65	50.4	-23.6	74	39.4	34.07	10.9	33.97	200	328	P	H
		5145.6	43.05	-10.95	54	31.7	34.3	11.03	33.98	200	328	A	H
	*	5260	120.79	-	-	109.26	34.4	11.11	33.98	200	328	P	H
	*	5260	112.61	-	-	101.08	34.4	11.11	33.98	200	328	A	H
		5359.2	54.35	-19.65	74	42.79	34.4	11.14	33.98	200	328	P	H
		5351.04	45.92	-8.08	54	34.36	34.4	11.14	33.98	200	328	A	H
		5147.35	51.01	-22.99	74	39.66	34.3	11.03	33.98	295	244	P	V
		5138.6	41.75	-12.25	54	30.57	34.2	10.96	33.98	295	244	A	V
	*	5260	114.39	-	-	102.86	34.4	11.11	33.98	295	244	P	V
	*	5260	106.3	-	-	94.77	34.4	11.11	33.98	295	244	A	V
		5390.16	50.36	-23.64	74	38.67	34.53	11.15	33.99	295	244	P	V
		5352.72	42.38	-11.62	54	30.82	34.4	11.14	33.98	295	244	A	V
802.11n HT20 CH 60 5300MHz		5144.9	50.19	-23.81	74	38.84	34.3	11.03	33.98	206	329	P	H
		5145.6	43.05	-10.95	54	31.7	34.3	11.03	33.98	206	329	A	H
	*	5300	120.25	-	-	108.71	34.4	11.12	33.98	206	329	P	H
	*	5300	112.69	-	-	101.15	34.4	11.12	33.98	206	329	A	H
		5353.68	57.77	-16.23	74	46.21	34.4	11.14	33.98	206	329	P	H
		5350.56	50.42	-3.58	54	38.86	34.4	11.14	33.98	206	329	A	H
		5079.1	50.31	-23.69	74	39.35	34.03	10.9	33.97	271	249	P	V
		5144.9	41.83	-12.17	54	30.48	34.3	11.03	33.98	271	249	A	V
	*	5300	115.02	-	-	103.48	34.4	11.12	33.98	271	249	P	V
	*	5300	107.74	-	-	96.2	34.4	11.12	33.98	271	249	A	V
		5357.76	51.25	-22.75	74	39.69	34.4	11.14	33.98	271	249	P	V
		5350.8	44.85	-9.15	54	33.29	34.4	11.14	33.98	271	249	A	V

	*	5320	117.59	-	-	107.11	34.4	11.13	35.05	252	292	P	H
	*	5320	109.84	-	-	99.36	34.4	11.13	35.05	252	292	A	H
		5352.16	69.8	-4.2	74	59.31	34.4	11.14	35.05	252	292	P	H
		5353.76	52.23	-1.77	54	41.74	34.4	11.14	35.05	252	292	A	H
802.11n													H
HT20													H
CH 64	*	5320	111.29	-	-	100.81	34.4	11.13	35.05	198	60	P	V
5320MHz	*	5320	103.55	-	-	93.07	34.4	11.13	35.05	198	60	A	V
		5360.48	59.35	-14.65	74	48.86	34.4	11.14	35.05	198	60	P	V
		5365.44	45.63	-8.37	54	35.07	34.47	11.14	35.05	198	60	A	V
													V
													V
Remark	1. No other spurious found. 2. All results are PASS against Peak and Average limit line.												

Band 2 5250~5350MHz

WIFI 802.11n HT20 (Harmonic @ 3m)

WIFI Ant. 1+2	Note	Frequency (MHz)	Level (dBμV/m)	Over Limit (dB)	Limit Line (dBμV/m)	Read Level (dBμV)	Antenna Factor (dB/m)	Path Loss (dB)	Preamp Factor (dB)	Ant Pos (cm)	Table Pos (deg)	Peak Avg. (P/A)	Pol. (H/V)
802.11n HT20 CH 52 5260MHz		10520	44.2	-24	68.2	48.76	37.42	17.2	59.18	100	0	P	H
		15780	49.33	-24.67	74	44.72	40.53	20.62	56.54	100	0	P	H
													H
													H
		10520	44.88	-23.32	68.2	49.44	37.42	17.2	59.18	100	0	P	V
		15780	49.54	-24.46	74	44.93	40.53	20.62	56.54	100	0	P	V
													V
													V
802.11n HT20 CH 60 5300MHz		10600	46.76	-27.24	74	51.01	37.5	17.31	59.06	100	0	P	H
		15900	49.6	-24.4	74	44.74	40.7	20.68	56.52	100	0	P	H
													H
													H
		10600	45.97	-28.03	74	50.22	37.5	17.31	59.06	100	0	P	V
		15900	49.14	-24.86	74	44.28	40.7	20.68	56.52	100	0	P	V
													V
													V
802.11n HT20 CH 64 5320MHz		10640	48.82	-25.18	74	52.94	37.53	17.36	59.01	100	0	P	H
		15960	50.08	-23.92	74	45.18	40.7	20.71	56.51	100	0	P	H
													H
													H
		10640	49.1	-24.9	74	53.22	37.53	17.36	59.01	100	0	P	V
		15960	50.55	-23.45	74	45.65	40.7	20.71	56.51	100	0	P	V
													V
													V
Remark	1. No other spurious found. 2. All results are PASS against Peak and Average limit line.												

Band 2 5250~5350MHz

WIFI 802.11n HT40 (Band Edge @ 3m)

WIFI Ant. 1+2	Note	Frequency (MHz)	Level (dBμV/m)	Over Limit (dB)	Limit Line (dBμV/m)	Read Level (dBμV)	Antenna Factor (dB/m)	Path Loss (dB)	Preamp Factor (dB)	Ant Pos (cm)	Table Pos (deg)	Peak Avg. (P/A)	Pol. (H/V)
802.11n HT40 CH 54 5270MHz		5137.55	52.26	-21.74	74	42.15	34.2	10.96	35.05	217	328	P	H
		5150	44.44	-9.56	54	34.16	34.3	11.03	35.05	217	328	A	H
	*	5270	117.84	-	-	107.37	34.4	11.12	35.05	217	328	P	H
	*	5270	110.52	-	-	100.05	34.4	11.12	35.05	217	328	A	H
		5355.84	61.12	-12.88	74	50.63	34.4	11.14	35.05	217	328	P	H
		5351.04	52.13	-1.87	54	41.64	34.4	11.14	35.05	217	328	A	H
		5122.85	49.41	-24.59	74	39.3	34.2	10.96	35.05	398	273	P	V
		5148.75	41.73	-12.27	54	31.45	34.3	11.03	35.05	398	273	A	V
	*	5270	113.28	-	-	102.81	34.4	11.12	35.05	398	273	P	V
	*	5270	105.64	-	-	95.17	34.4	11.12	35.05	398	273	A	V
		5352.72	53.66	-20.34	74	43.17	34.4	11.14	35.05	398	273	P	V
		5350.08	47.86	-6.14	54	37.37	34.4	11.14	35.05	398	273	A	V
802.11n HT40 CH 62 5310MHz		5074.55	50.6	-23.4	74	39.64	34.03	10.9	33.97	211	331	P	H
		5145.6	43.52	-10.48	54	32.17	34.3	11.03	33.98	211	331	A	H
	*	5310	112.05	-	-	100.5	34.4	11.13	33.98	211	331	P	H
	*	5310	104.53	-	-	92.98	34.4	11.13	33.98	211	331	A	H
		5353.92	59.29	-14.71	74	47.73	34.4	11.14	33.98	211	331	P	H
		5353.92	52.59	-1.41	54	41.03	34.4	11.14	33.98	211	331	A	H
		5140.35	49.46	-24.54	74	38.11	34.3	11.03	33.98	309	251	P	V
		5145.6	42.05	-11.95	54	30.7	34.3	11.03	33.98	309	251	A	V
	*	5310	105.63	-	-	94.08	34.4	11.13	33.98	309	251	P	V
	*	5310	98.09	-	-	86.54	34.4	11.13	33.98	309	251	A	V
		5350.8	54.43	-19.57	74	42.87	34.4	11.14	33.98	309	251	P	V
		5350.08	45.48	-8.52	54	33.92	34.4	11.14	33.98	309	251	A	V
Remark	1. No other spurious found. 2. All results are PASS against Peak and Average limit line.												

Band 2 5250~5350MHz

WIFI 802.11n HT40 (Harmonic @ 3m)

WIFI Ant. 1+2	Note	Frequency (MHz)	Level (dBμV/m)	Over Limit (dB)	Limit Line (dBμV/m)	Read Level (dBμV)	Antenna Factor (dB/m)	Path Loss (dB)	Preamp Factor (dB)	Ant Pos (cm)	Table Pos (deg)	Peak Avg. (P/A)	Pol. (H/V)
802.11n HT40 CH 54 5270MHz		10540	47.68	-20.52	68.2	52.2	37.43	17.2	59.15	100	0	P	H
		15810	51.85	-22.15	74	47.15	40.6	20.64	56.54	199	37	P	H
		15810	43.99	-10.01	54	39.29	40.6	20.64	56.54	199	37	A	H
													H
		10540	47.95	-20.25	68.2	52.47	37.43	17.2	59.15	100	0	P	V
		15810	51.89	-22.11	74	47.19	40.6	20.64	56.54	201	313	P	V
		15810	44.45	-9.55	54	39.75	40.6	20.64	56.54	201	313	A	V
													V
802.11n HT40 CH 62 5310MHz		10620	48.03	-25.97	74	52.23	37.52	17.31	59.03	100	0	P	H
		15930	50.43	-23.57	74	45.54	40.7	20.7	56.51	100	0	P	H
													H
													H
		10620	48.45	-25.55	74	52.65	37.52	17.31	59.03	100	0	P	V
		15930	50.25	-23.75	74	45.36	40.7	20.7	56.51	100	0	P	V
													V
													V
Remark	1. No other spurious found. 2. All results are PASS against Peak and Average limit line.												

Band 2 5250~5350MHz

WIFI 802.11ac VHT80 (Band Edge @ 3m)

WIFI Ant. 1+2	Note	Frequency (MHz)	Level (dBμV/m)	Over Limit (dB)	Limit Line (dBμV/m)	Read Level (dBμV)	Antenna Factor (dB/m)	Path Loss (dB)	Preamp Factor (dB)	Ant Pos (cm)	Table Pos (deg)	Peak Avg. (P/A)	Pol. (H/V)
802.11ac VHT80 CH 58 5290MHz		5119	50.02	-23.98	74	38.94	34.1	10.96	33.98	300	30	P	H
		5145.6	43.51	-10.49	54	32.16	34.3	11.03	33.98	300	30	A	H
	*	5290	106.89	-	-	95.35	34.4	11.12	33.98	300	30	P	H
	*	5290	99.12	-	-	87.58	34.4	11.12	33.98	300	30	A	H
		5357.04	61.83	-12.17	74	50.27	34.4	11.14	33.98	300	30	P	H
		5356.56	52	-2	54	40.44	34.4	11.14	33.98	300	30	A	H
		5026.6	49.44	-24.56	74	38.51	34.07	10.83	33.97	294	253	P	V
		5145.6	41.75	-12.25	54	30.4	34.3	11.03	33.98	294	253	A	V
	*	5290	99.55	-	-	88.01	34.4	11.12	33.98	294	253	P	V
	*	5290	91.84	-	-	80.3	34.4	11.12	33.98	294	253	A	V
		5364.48	52.76	-21.24	74	41.13	34.47	11.14	33.98	294	253	P	V
		5361.36	45.02	-8.98	54	33.39	34.47	11.14	33.98	294	253	A	V
Remark	1. No other spurious found. 2. All results are PASS against Peak and Average limit line.												

Band 2 5250~5350MHz

WIFI 802.11ac VHT80 (Harmonic @ 3m)

WIFI Ant. 1+2	Note	Frequency (MHz)	Level (dBμV/m)	Over Limit (dB)	Limit Line (dBμV/m)	Read Level (dBμV)	Antenna Factor (dB/m)	Path Loss (dB)	Preamp Factor (dB)	Ant Pos (cm)	Table Pos (deg)	Peak Avg. (P/A)	Pol. (H/V)
802.11ac VHT80 CH 58 5290MHz		10580	47.6	-20.6	68.2	51.94	37.48	17.26	59.08	100	0	P	H
		15870	50.23	-23.77	74	45.39	40.68	20.68	56.52	100	0	P	H
													H
													H
		10580	47.64	-20.56	68.2	51.98	37.48	17.26	59.08	100	0	P	V
		15870	50.13	-23.87	74	45.29	40.68	20.68	56.52	100	0	P	V
													V
													V
Remark	1. No other spurious found. 2. All results are PASS against Peak and Average limit line.												

Band 3 - 5470~5725MHz

WIFI 802.11a (Band Edge @ 3m)

WIFI Ant. 1+2	Note	Frequency (MHz)	Level (dBμV/m)	Over Limit (dB)	Limit Line (dBμV/m)	Read Level (dBμV)	Antenna Factor (dB/m)	Path Loss (dB)	Preamp Factor (dB)	Ant Pos (cm)	Table Pos (deg)	Peak Avg. (P/A)	Pol. (H/V)
802.11a CH 100 5500MHz		5459.44	59.03	-14.97	74	47.12	34.7	11.2	33.99	229	294	P	H
		5469.84	64.89	-3.31	68.2	52.86	34.77	11.25	33.99	229	294	P	H
		5459.28	48.77	-5.23	54	36.86	34.7	11.2	33.99	229	294	A	H
	*	5500	119.04	-	-	106.88	34.9	11.25	33.99	229	294	P	H
	*	5500	111.82	-	-	99.66	34.9	11.25	33.99	229	294	A	H
													H
		5455.6	52.59	-21.41	74	40.68	34.7	11.2	33.99	235	59	P	V
		5470	56.85	-11.35	68.2	44.82	34.77	11.25	33.99	235	59	P	V
		5457.2	44.17	-9.83	54	32.26	34.7	11.2	33.99	235	59	A	V
	*	5500	112.99	-	-	100.83	34.9	11.25	33.99	235	59	P	V
	*	5500	105.78	-	-	93.62	34.9	11.25	33.99	235	59	A	V
													V
802.11a CH 116 5580MHz		5365.36	50.8	-23.2	74	40.24	34.47	11.14	35.05	207	298	P	H
		5465.44	51.15	-17.05	68.2	40.19	34.77	11.25	35.06	207	298	P	H
		5452.72	42.51	-11.49	54	31.67	34.7	11.2	35.06	207	298	A	H
	*	5580	120.11	-	-	109.11	34.73	11.35	35.08	207	298	P	H
	*	5580	113.17	-	-	102.17	34.73	11.35	35.08	207	298	A	H
		5759.96	52.4	-15.8	68.2	41.14	34.83	11.53	35.1	207	298	P	H
		5394.88	49.88	-24.12	74	39.19	34.6	11.15	35.06	294	225	P	V
		5469.76	49.06	-19.14	68.2	38.1	34.77	11.25	35.06	294	225	P	V
		5452.96	40.84	-13.16	54	30	34.7	11.2	35.06	294	225	A	V
	*	5580	112.45	-	-	101.45	34.73	11.35	35.08	294	225	P	V
	*	5580	104.95	-	-	93.95	34.73	11.35	35.08	294	225	A	V
		5759.96	52.75	-15.45	68.2	41.49	34.83	11.53	35.1	294	225	P	V

802.11a CH 140 5700MHz	*	5700	119.91	-	-	107.53	34.9	11.46	33.98	280	36	P	H
	*	5700	112.4	-	-	100.02	34.9	11.46	33.98	280	36	A	H
		5734.6	66.82	-1.38	68.2	54.49	34.8	11.5	33.97	280	36	P	H
													H
													H
													H
	*	5700	112.36	-	-	99.98	34.9	11.46	33.98	232	61	P	V
	*	5700	105.04	-	-	92.66	34.9	11.46	33.98	232	61	A	V
		5726.04	57.92	-10.28	68.2	45.57	34.83	11.5	33.98	232	61	P	V
													V
													V
													V
Remark	1. No other spurious found. 2. All results are PASS against Peak and Average limit line.												

Band 3 - 5470~5725MHz

WIFI 802.11a (Harmonic @ 3m)

WIFI Ant. 1+2	Note	Frequency (MHz)	Level (dBμV/m)	Over Limit (dB)	Limit Line (dBμV/m)	Read Level (dBμV)	Antenna Factor (dB/m)	Path Loss (dB)	Preamp Factor (dB)	Ant Pos (cm)	Table Pos (deg)	Peak Avg. (P/A)	Pol. (H/V)
802.11a CH 100 5500MHz		11000	48.61	-25.39	74	51.5	37.8	17.81	58.5	100	0	P	H
		16500	52.48	-15.72	68.2	45.63	41.9	21.15	56.2	100	0	P	H
													H
													H
		11000	48.75	-25.25	74	51.64	37.8	17.81	58.5	100	0	P	V
		16500	52.91	-15.29	68.2	46.06	41.9	21.15	56.2	100	0	P	V
													V
													V
802.11a CH 116 5580MHz		11160	49.2	-24.8	74	51.38	37.9	18.02	58.1	100	0	P	H
		16740	53.49	-14.71	68.2	45.82	42.32	21.36	56.01	100	0	P	H
													H
													H
		11160	49.24	-24.76	74	51.42	37.9	18.02	58.1	100	0	P	V
		16740	54.32	-13.88	68.2	46.65	42.32	21.36	56.01	100	0	P	V
													V
													V
802.11a CH 140 5700MHz		11400	47.74	-26.26	74	49.05	37.9	18.33	57.54	100	0	P	H
		17100	52.27	-15.93	68.2	44.78	41.6	21.67	55.78	100	0	P	H
													H
													H
		11400	48.21	-25.79	74	49.52	37.9	18.33	57.54	100	0	P	V
		17100	52.91	-15.29	68.2	45.42	41.6	21.67	55.78	100	0	P	V
													V
													V
Remark	1. No other spurious found. 2. All results are PASS against Peak and Average limit line.												

Band 3 - 5470~5725MHz

WIFI 802.11n HT20 (Band Edge @ 3m)

WIFI Ant. 1+2	Note	Frequency (MHz)	Level (dBμV/m)	Over Limit (dB)	Limit Line (dBμV/m)	Read Level (dBμV)	Antenna Factor (dB/m)	Path Loss (dB)	Preamp Factor (dB)	Ant Pos (cm)	Table Pos (deg)	Peak Avg. (P/A)	Pol. (H/V)
802.11n HT20 CH 100 5500MHz		5458.48	58.96	-15.04	74	47.05	34.7	11.2	33.99	215	294	P	H
		5468.24	66.22	-1.98	68.2	54.19	34.77	11.25	33.99	215	294	P	H
		5460	48.6	-5.4	54	36.69	34.7	11.2	33.99	215	294	A	H
	*	5500	119.55	-	-	107.39	34.9	11.25	33.99	215	294	P	H
	*	5500	112.16	-	-	100	34.9	11.25	33.99	215	294	A	H
													H
		5458.64	54.11	-19.89	74	42.2	34.7	11.2	33.99	234	60	P	V
		5470	57.24	-10.96	68.2	45.21	34.77	11.25	33.99	234	60	P	V
		5458.64	45.18	-8.82	54	33.27	34.7	11.2	33.99	234	60	A	V
	*	5500	114.11	-	-	101.95	34.9	11.25	33.99	234	60	P	V
	*	5500	106.7	-	-	94.54	34.9	11.25	33.99	234	60	A	V
													V
802.11n HT20 CH 116 5580MHz		5450.56	51.91	-22.09	74	41.07	34.7	11.2	35.06	214	295	P	H
		5463.76	51.44	-16.76	68.2	40.48	34.77	11.25	35.06	214	295	P	H
		5452.72	44.07	-9.93	54	33.23	34.7	11.2	35.06	214	295	A	H
	*	5580	121.62	-	-	110.62	34.73	11.35	35.08	214	295	P	H
	*	5580	113.9	-	-	102.9	34.73	11.35	35.08	214	295	A	H
		5739.485	54.6	-13.6	68.2	43.4	34.8	11.5	35.1	214	295	P	H
		5432.56	49.01	-24.99	74	38.2	34.67	11.2	35.06	213	354	P	V
		5462.08	49.28	-18.92	68.2	38.39	34.7	11.25	35.06	213	354	P	V
		5452.96	41.16	-12.84	54	30.32	34.7	11.2	35.06	213	354	A	V
	*	5580	113.32	-	-	102.32	34.73	11.35	35.08	213	354	P	V
	*	5580	105.21	-	-	94.21	34.73	11.35	35.08	213	354	A	V
		5759.645	53.22	-14.98	68.2	41.96	34.83	11.53	35.1	213	354	P	V

	*	5700	117.96	-	-	105.58	34.9	11.46	33.98	279	35	P	H
	*	5700	110.61	-	-	98.23	34.9	11.46	33.98	279	35	A	H
		5725.08	66.45	-1.75	68.2	54.1	34.83	11.5	33.98	279	35	P	H
													H
802.11n													H
HT20													H
CH 140	*	5700	110.74	-	-	98.36	34.9	11.46	33.98	232	60	P	V
5700MHz	*	5700	103.25	-	-	90.87	34.9	11.46	33.98	232	60	A	V
		5726.92	58.17	-10.03	68.2	45.82	34.83	11.5	33.98	232	60	P	V
													V
													V
													V
Remark	1. No other spurious found. 2. All results are PASS against Peak and Average limit line.												

Band 3 - 5470~5725MHz

WIFI 802.11n HT20 (Harmonic @ 3m)

WIFI Ant. 1+2	Note	Frequency (MHz)	Level (dBμV/m)	Over Limit (dB)	Limit Line (dBμV/m)	Read Level (dBμV)	Antenna Factor (dB/m)	Path Loss (dB)	Preamp Factor (dB)	Ant Pos (cm)	Table Pos (deg)	Peak Avg. (P/A)	Pol. (H/V)
802.11n HT20 CH 100 5500MHz		11000	48.37	-25.63	74	51.26	37.8	17.81	58.5	100	0	P	H
		16500	52.93	-15.27	68.2	46.08	41.9	21.15	56.2	100	0	P	H
													H
													H
		11000	48.62	-25.38	74	51.51	37.8	17.81	58.5	100	0	P	V
		16500	53.26	-14.94	68.2	46.41	41.9	21.15	56.2	100	0	P	V
													V
													V
802.11n HT20 CH 116 5580MHz		11160	49.79	-24.21	74	51.97	37.9	18.02	58.1	100	0	P	H
		16740	54.87	-13.33	68.2	47.2	42.32	21.36	56.01	100	0	P	H
													H
													H
		11160	50.19	-23.81	74	52.37	37.9	18.02	58.1	100	0	P	V
		16740	54.95	-13.25	68.2	47.28	42.32	21.36	56.01	100	0	P	V
													V
													V
802.11n HT20 CH 140 5700MHz		11400	49.06	-24.94	74	50.37	37.9	18.33	57.54	100	0	P	H
		17100	53.73	-14.47	68.2	46.24	41.6	21.67	55.78	100	0	P	H
													H
													H
		11400	48.6	-25.4	74	49.91	37.9	18.33	57.54	100	0	P	V
		17100	53.11	-15.09	68.2	45.62	41.6	21.67	55.78	100	0	P	V
													V
													V
Remark	1. No other spurious found. 2. All results are PASS against Peak and Average limit line.												

Band 3 - 5470~5725MHz

WIFI 802.11n HT40 (Band Edge @ 3m)

WIFI Ant. 1+2	Note	Frequency (MHz)	Level (dBμV/m)	Over Limit (dB)	Limit Line (dBμV/m)	Read Level (dBμV)	Antenna Factor (dB/m)	Path Loss (dB)	Preamp Factor (dB)	Ant Pos (cm)	Table Pos (deg)	Peak Avg. (P/A)	Pol. (H/V)
802.11n HT40 CH 102 5510MHz		5455.12	59.25	-14.75	74	48.71	34.4	11.2	35.06	188	330	P	H
		5470	65.02	-3.18	68.2	54.43	34.4	11.25	35.06	188	330	P	H
		5458	51.41	-2.59	54	40.87	34.4	11.2	35.06	188	330	A	H
	*	5510	114.99	-	-	104.35	34.4	11.3	35.06	188	330	P	H
	*	5510	107.09	-	-	96.45	34.4	11.3	35.06	188	330	A	H
		5759.96	51.48	-16.72	68.2	40.38	34.67	11.53	35.1	188	330	P	H
		5453.44	52.07	-21.93	74	41.53	34.4	11.2	35.06	198	359	P	V
		5470	55.65	-12.55	68.2	45.06	34.4	11.25	35.06	198	359	P	V
		5452.72	43.97	-10.03	54	33.43	34.4	11.2	35.06	198	359	A	V
	*	5510	106.45	-	-	95.81	34.4	11.3	35.06	198	359	P	V
	*	5510	98.48	-	-	87.84	34.4	11.3	35.06	198	359	A	V
		5759.96	53.52	-14.68	68.2	42.42	34.67	11.53	35.1	198	359	P	V
802.11n HT40 CH 110 5550MHz		5459.44	60.33	-13.67	74	49.79	34.4	11.2	35.06	196	332	P	H
		5467.84	66.08	-2.12	68.2	55.49	34.4	11.25	35.06	196	332	P	H
		5459.92	52.01	-1.99	54	41.47	34.4	11.2	35.06	196	332	A	H
	*	5550	117.85	-	-	107.07	34.5	11.35	35.07	196	332	P	H
	*	5550	110.38	-	-	99.6	34.5	11.35	35.07	196	332	A	H
		5725.94	52.34	-15.86	68.2	41.37	34.57	11.5	35.1	196	332	P	H
		5457.52	52.57	-21.43	74	42.03	34.4	11.2	35.06	188	354	P	V
		5461.36	53.37	-14.83	68.2	42.78	34.4	11.25	35.06	188	354	P	V
		5455.12	44.1	-9.9	54	33.56	34.4	11.2	35.06	188	354	A	V
	*	5550	111.58	-	-	100.8	34.5	11.35	35.07	188	354	P	V
	*	5550	103.57	-	-	92.79	34.5	11.35	35.07	188	354	A	V
		5759.645	53.69	-14.51	68.2	42.59	34.67	11.53	35.1	188	354	P	V

802.11n HT40 CH 134 5670MHz		5381.15	48.81	-25.19	74	38.32	34.4	11.15	35.06	208	298	P	H
		5463.05	48.16	-20.04	68.2	37.57	34.4	11.25	35.06	208	298	P	H
		5452.9	41.97	-12.03	54	31.43	34.4	11.2	35.06	208	298	A	H
	*	5670	117.29	-	-	106.42	34.5	11.46	35.09	208	298	P	H
	*	5670	109.59	-	-	98.72	34.5	11.46	35.09	208	298	A	H
		5726.5	65.98	-2.22	68.2	55.01	34.57	11.5	35.1	208	298	P	H
		5422.45	49.09	-24.91	74	38.55	34.4	11.2	35.06	191	353	P	V
		5460.6	48.26	-19.94	68.2	37.67	34.4	11.25	35.06	191	353	P	V
		5452.55	40.51	-13.49	54	29.97	34.4	11.2	35.06	191	353	A	V
	*	5670	109.85	-	-	98.98	34.5	11.46	35.09	191	353	P	V
	*	5670	109.7	-	-	98.83	34.5	11.46	35.09	191	353	A	V
		5724.925	60.15	-89.85	150	49.18	34.57	11.5	35.1	191	353	P	V
Remark	1. No other spurious found. 2. All results are PASS against Peak and Average limit line.												

Band 3 - 5470~5725MHz

WIFI 802.11n HT40 (Harmonic @ 3m)

WIFI Ant. 1+2	Note	Frequency (MHz)	Level (dBμV/m)	Over Limit (dB)	Limit Line (dBμV/m)	Read Level (dBμV)	Antenna Factor (dB/m)	Path Loss (dB)	Preamp Factor (dB)	Ant Pos (cm)	Table Pos (deg)	Peak Avg. (P/A)	Pol. (H/V)
802.11n HT40 CH 102 5510MHz		11020	48.21	-25.79	74	51.04	37.82	17.81	58.46	100	0	P	H
		16530	53.1	-15.1	68.2	46.22	41.87	21.18	56.17	100	0	P	H
													H
													H
		11020	49.43	-24.57	74	52.26	37.82	17.81	58.46	100	0	P	V
		16530	52.27	-15.93	68.2	45.39	41.87	21.18	56.17	100	0	P	V
													V
													V
802.11n HT40 CH 110 5550MHz		11100	49.8	-24.2	74	52.24	37.9	17.92	58.26	100	0	P	H
		16650	54.34	-13.86	68.2	47.14	42	21.28	56.08	100	0	P	H
													H
													H
		11100	49.61	-24.39	74	52.05	37.9	17.92	58.26	100	0	P	V
		16650	53.07	-15.13	68.2	45.87	42	21.28	56.08	100	0	P	V
													V
													V
802.11n HT40 CH 134 5670MHz		11340	48.45	-25.55	74	50.02	37.9	18.23	57.7	100	0	P	H
		17010	53.21	-14.99	68.2	45.48	41.93	21.6	55.8	100	0	P	H
													H
													H
		11340	48.82	-25.18	74	50.39	37.9	18.23	57.7	100	0	P	V
		17010	53.06	-15.14	68.2	45.33	41.93	21.6	55.8	100	0	P	V
													V
													V
Remark	1. No other spurious found. 2. All results are PASS against Peak and Average limit line.												

Band 3 - 5470~5725MHz

WIFI 802.11ac VHT80 (Band Edge @ 3m)

WIFI Ant. 1+2	Note	Frequency (MHz)	Level (dBμV/m)	Over Limit (dB)	Limit Line (dBμV/m)	Read Level (dBμV)	Antenna Factor (dB/m)	Path Loss (dB)	Preamp Factor (dB)	Ant Pos (cm)	Table Pos (deg)	Peak Avg. (P/A)	Pol. (H/V)
802.11ac VHT80 CH 106 5530MHz		5454.16	60.59	-13.41	74	48.68	34.7	11.2	33.99	200	331	P	H
		5465.44	64	-4.2	68.2	51.97	34.77	11.25	33.99	200	331	P	H
		5459.68	52.86	-1.14	54	40.95	34.7	11.2	33.99	200	331	A	H
	*	5530	110.13	-	-	97.99	34.83	11.3	33.99	200	331	P	H
	*	5530	102.59	-	-	90.45	34.83	11.3	33.99	200	331	A	H
		5759.96	51.92	-16.28	68.2	39.53	34.83	11.53	33.97	200	331	P	H
		5458.96	54.19	-19.81	74	42.28	34.7	11.2	33.99	400	301	P	V
		5463.52	52.97	-15.23	68.2	40.94	34.77	11.25	33.99	400	301	P	V
		5459.92	46.37	-7.63	54	34.46	34.7	11.2	33.99	400	301	A	V
	*	5530	103.19	-	-	91.05	34.83	11.3	33.99	400	301	P	V
	*	5530	95.12	-	-	82.98	34.83	11.3	33.99	400	301	A	V
		5736.65	51.26	-16.94	68.2	38.93	34.8	11.5	33.97	400	301	P	V
802.11ac VHT80 CH 122 5610MHz		5455.7	60.45	-13.55	74	49.91	34.4	11.2	35.06	214	300	P	H
		5460.25	56.63	-11.57	68.2	46.04	34.4	11.25	35.06	214	300	P	H
		5457.1	50.18	-3.82	54	39.64	34.4	11.2	35.06	214	300	A	H
	*	5610	113.87	-	-	103.05	34.5	11.4	35.08	214	300	P	H
	*	5610	106.6	-	-	95.78	34.5	11.4	35.08	214	300	A	H
		5732.45	66.79	-1.41	68.2	55.82	34.57	11.5	35.1	214	300	P	H
		5448.7	52.6	-21.4	74	42.06	34.4	11.2	35.06	230	262	P	V
		5469	53.27	-14.93	68.2	42.68	34.4	11.25	35.06	230	262	P	V
		5448	43.93	-10.07	54	33.39	34.4	11.2	35.06	230	262	A	V
	*	5610	107.82	-	-	97	34.5	11.4	35.08	230	262	P	V
	*	5610	100.15	-	-	89.33	34.5	11.4	35.08	230	262	A	V
		5725.625	60.39	-7.81	68.2	49.42	34.57	11.5	35.1	230	262	P	V
Remark	1. No other spurious found. 2. All results are PASS against Peak and Average limit line.												

Band 3 5470~5725MHz

WIFI 802.11ac VHT80 (Harmonic @ 3m)

WIFI Ant. 1+2	Note	Frequency (MHz)	Level (dBμV/m)	Over Limit (dB)	Limit Line (dBμV/m)	Read Level (dBμV)	Antenna Factor (dB/m)	Path Loss (dB)	Preamp Factor (dB)	Ant Pos (cm)	Table Pos (deg)	Peak Avg. (P/A)	Pol. (H/V)
802.11ac VHT80 CH 106 5530MHz		11060	47.63	-26.37	74	50.23	37.87	17.87	58.34	100	0	P	H
		16590	52.72	-15.48	68.2	45.78	41.82	21.25	56.13	100	0	P	H
													H
													H
		11060	48.7	-25.3	74	51.3	37.87	17.87	58.34	100	0	P	V
		16590	52.89	-15.31	68.2	45.95	41.82	21.25	56.13	100	0	P	V
													V
													V
802.11ac VHT80 CH 122 5610MHz		11220	49.02	-24.98	74	51.03	37.9	18.07	57.98	100	0	P	H
		16830	51.47	-16.73	68.2	43.56	42.4	21.45	55.94	100	0	P	H
													H
													H
		11220	48.7	-25.3	74	50.71	37.9	18.07	57.98	100	0	P	V
		16830	51.85	-16.35	68.2	43.94	42.4	21.45	55.94	100	0	P	V
													V
													V
Remark	1. No other spurious found. 2. All results are PASS against Peak and Average limit line.												

Band 3 - Straddle Channel

WIFI 802.11a (Band Edge @ 3m)

WIFI Ant.	Note	Frequency	Level	Over Limit	Limit Line	Read Level	Antenna Factor	Path Loss	Preamp Factor	Ant Pos	Table Pos	Peak Avg.	Pol.
1+2		(MHz)	(dBμV/m)	(dB)	(dBμV/m)	(dBμV)	(dB/m)	(dB)	(dB)	(cm)	(deg)	(P/A)	(H/V)
802.11a CH 144 5720MHz	*	5720	121.32	-	-	110.09	34.83	11.5	35.1	208	298	P	H
	*	5720	115.01	-	-	103.78	34.83	11.5	35.1	208	298	A	H
													H
													H
													H
													H
	*	5720	117.16	-	-	105.93	34.83	11.5	35.1	172	357	P	V
	*	5720	109.65	-	-	98.42	34.83	11.5	35.1	172	357	A	V
													V
													V
													V
													V
Remark	1. No other spurious found. 2. All results are PASS against Peak and Average limit line.												

Band 3 - Straddle Channel

WIFI 802.11a (Harmonic @ 3m)

WIFI Ant. 1+2	Note	Frequency (MHz)	Level (dBμV/m)	Over Limit (dB)	Limit Line (dBμV/m)	Read Level (dBμV)	Antenna Factor (dB/m)	Path Loss (dB)	Preamp Factor (dB)	Ant Pos (cm)	Table Pos (deg)	Peak Avg. (P/A)	Pol. (H/V)
802.11a CH 144 5720MHz		11440	48.92	-25.08	74	50.03	37.97	18.38	57.46	100	0	P	H
		17160	53.34	-14.86	68.2	45.77	41.6	21.74	55.77	100	0	P	H
													H
													H
		11440	48.74	-25.26	74	49.85	37.97	18.38	57.46	100	0	P	V
		17160	53.35	-14.85	68.2	45.78	41.6	21.74	55.77	100	0	P	V
													V
													V
Remark	1. No other spurious found. 2. All results are PASS against Peak and Average limit line.												

Band 3 - Straddle Channel

WIFI 802.11n HT20 (Band Edge @ 3m)

WIFI Ant. 1+2	Note	Frequency (MHz)	Level (dBμV/m)	Over Limit (dB)	Limit Line (dBμV/m)	Read Level (dBμV)	Antenna Factor (dB/m)	Path Loss (dB)	Preamp Factor (dB)	Ant Pos (cm)	Table Pos (deg)	Peak Avg. (P/A)	Pol. (H/V)
802.11n HT20 CH 144 5720MHz	*	5720	120.98	-	-	109.75	34.83	11.5	35.1	203	299	P	H
	*	5720	113.66	-	-	102.43	34.83	11.5	35.1	203	299	A	H
													H
													H
													H
													H
	*	5720	117.26	-	-	106.03	34.83	11.5	35.1	168	356	P	V
	*	5720	109.7	-	-	98.47	34.83	11.5	35.1	168	356	A	V
													V
													V
													V
													V
Remark	1. No other spurious found. 2. All results are PASS against Peak and Average limit line.												

Band 3 - Straddle Channel

WIFI 802.11n HT20 (Harmonic @ 3m)

WIFI Ant. 1+2	Note	Frequency (MHz)	Level (dBµV/m)	Over Limit (dB)	Limit Line (dBµV/m)	Read Level (dBµV)	Antenna Factor (dB/m)	Path Loss (dB)	Preamp Factor (dB)	Ant Pos (cm)	Table Pos (deg)	Peak Avg. (P/A)	Pol. (H/V)
802.11n HT20 CH 144 5720MHz		11440	49.23	-24.77	74	50.34	37.97	18.38	57.46	100	0	P	H
		17160	52.34	-15.86	68.2	44.77	41.6	21.74	55.77	100	0	P	H
													H
													H
		11440	49.17	-24.83	74	50.28	37.97	18.38	57.46	100	0	P	V
		17160	52.27	-15.93	68.2	44.7	41.6	21.74	55.77	100	0	P	V
													V
													V
Remark	1. No other spurious found. 2. All results are PASS against Peak and Average limit line.												

Band 3 - Straddle Channel

WIFI 802.11n HT40 (Band Edge @ 3m)

WIFI Ant. 1+2	Note	Frequency (MHz)	Level (dBμV/m)	Over Limit (dB)	Limit Line (dBμV/m)	Read Level (dBμV)	Antenna Factor (dB/m)	Path Loss (dB)	Preamp Factor (dB)	Ant Pos (cm)	Table Pos (deg)	Peak Avg. (P/A)	Pol. (H/V)
802.11n HT40 CH 142 5710MHz	*	5710	121.21	-	-	109.94	34.87	11.5	35.1	207	298	P	H
	*	5710	113.53	-	-	102.26	34.87	11.5	35.1	207	298	A	H
													H
													H
													H
													H
	*	5710	114.66	-	-	103.39	34.87	11.5	35.1	168	357	P	V
	*	5710	107.14	-	-	95.87	34.87	11.5	35.1	168	357	A	V
													V
													V
													V
													V
Remark	1. No other spurious found. 2. All results are PASS against Peak and Average limit line.												

Band 3 - Straddle Channel

WIFI 802.11n HT40 (Harmonic @ 3m)

WIFI Ant. 1+2	Note	Frequency (MHz)	Level (dBμV/m)	Over Limit (dB)	Limit Line (dBμV/m)	Read Level (dBμV)	Antenna Factor (dB/m)	Path Loss (dB)	Preamp Factor (dB)	Ant Pos (cm)	Table Pos (deg)	Peak Avg. (P/A)	Pol. (H/V)
802.11n HT40 CH 142 5710MHz		11420	49.04	-24.96	74	50.28	37.93	18.33	57.5	100	0	P	H
		17130	52.7	-15.5	68.2	45.17	41.6	21.7	55.77	100	0	P	H
													H
													H
		11420	48.13	-25.87	74	49.37	37.93	18.33	57.5	100	0	P	V
		17130	53.24	-14.96	68.2	45.71	41.6	21.7	55.77	100	0	P	V
													V
													V
Remark	1. No other spurious found. 2. All results are PASS against Peak and Average limit line.												

Band 3 - Straddle Channel

WIFI 802.11ac VHT80 (Band Edge @ 3m)

WIFI Ant. 1+2	Note	Frequency (MHz)	Level (dBμV/m)	Over Limit (dB)	Limit Line (dBμV/m)	Read Level (dBμV)	Antenna Factor (dB/m)	Path Loss (dB)	Preamp Factor (dB)	Ant Pos (cm)	Table Pos (deg)	Peak Avg. (P/A)	Pol. (H/V)
802.11ac VHT80 CH 138 5690MHz	*	5690	117.36	-	-	106.09	34.9	11.46	35.09	221	297	P	H
	*	5690	109.53	-	-	98.26	34.9	11.46	35.09	221	297	A	H
													H
													H
													H
													H
	*	5690	111.18	-	-	99.91	34.9	11.46	35.09	172	357	P	V
	*	5690	103.72	-	-	92.45	34.9	11.46	35.09	172	357	A	V
													V
													V
													V
													V
Remark	1. No other spurious found. 2. All results are PASS against Peak and Average limit line.												

Band 3 - Straddle Channel

WIFI 802.11ac VHT80 (Harmonic @ 3m)

WIFI Ant. 1+2	Note	Frequency (MHz)	Level (dBμV/m)	Over Limit (dB)	Limit Line (dBμV/m)	Read Level (dBμV)	Antenna Factor (dB/m)	Path Loss (dB)	Preamp Factor (dB)	Ant Pos (cm)	Table Pos (deg)	Peak Avg. (P/A)	Pol. (H/V)
802.11ac VHT80 CH 138 5690MHz		11380	48.57	-25.43	74	49.97	37.9	18.28	57.58	100	0	P	H
		17070	53.89	-14.31	68.2	46.29	41.73	21.66	55.79	100	0	P	H
													H
													H
		11380	48.04	-25.96	74	49.44	37.9	18.28	57.58	100	0	P	V
		17070	52.91	-15.29	68.2	45.31	41.73	21.66	55.79	100	0	P	V
													V
													V
Remark	1. No other spurious found. 2. All results are PASS against Peak and Average limit line.												

Emission below 1GHz

WIFI 802.11ac VHT80 (LF @ 3m)

WIFI Ant. 1+2	Note	Frequency (MHz)	Level (dBμV/m)	Over Limit (dB)	Limit Line (dBμV/m)	Read Level (dBμV)	Antenna Factor (dB/m)	Path Loss (dB)	Preamp Factor (dB)	Ant Pos (cm)	Table Pos (deg)	Peak Avg. (P/A)	Pol. (H/V)
		30	23.41	-16.59	40	27.66	24.6	1.33	30.18	-	-	P	H
		150.42	30.73	-12.77	43.5	41.48	17.02	2.25	30.02	-	-	P	H
		220.08	29.99	-16.01	46	42.01	15.32	2.62	29.96	-	-	P	H
		881.7	42.68	-3.32	46	37.89	28.88	4.89	28.98	100	0	P	H
		970.6	43.31	-10.69	54	35.81	30.86	5.06	28.42	-	-	P	H
		990.2	44.07	-9.93	54	36.71	30.53	5.12	28.29	-	-	P	H
													H
													H
													H
													H
													H
802.11a LF													H
		30	31.67	-8.33	40	35.92	24.6	1.33	30.18	-	-	P	V
		62.13	27.77	-12.23	40	44.33	11.87	1.7	30.13	-	-	P	V
		126.39	31.57	-11.93	43.5	41.97	17.64	2.01	30.05	-	-	P	V
		904.8	39.61	-6.39	46	34.69	28.83	4.96	28.87	-	-	P	V
		925.8	41.73	-4.27	46	36.12	29.36	4.97	28.72	-	-	P	V
		945.4	42.37	-3.63	46	35.78	30.13	5.05	28.59	100	0	P	V
													V
													V
													V
													V
													V
													V
Remark	1. No other spurious found. 2. All results are PASS against limit line.												

<TXBF Mode>

Band 1 - 5150~5250MHz

WIFI 802.11ac VHT20 (Band Edge @ 3m)

WIFI Ant. 1+2	Note	Frequency (MHz)	Level (dBµV/m)	Over Limit (dB)	Limit Line (dBµV/m)	Read Level (dBµV)	Antenna Factor (dB/m)	Path Loss (dB)	Preamp Factor (dB)	Ant Pos (cm)	Table Pos (deg)	Peak Avg. (P/A)	Pol. (H/V)
802.11ac VHT20 CH 36 5180MHz		5137.8	65.67	-8.33	74	54.49	34.2	10.96	33.98	103	323	P	H
		5148.98	52.07	-1.93	54	40.72	34.3	11.03	33.98	103	323	A	H
	*	5180	115.61	-	-	104.26	34.3	11.03	33.98	103	323	P	H
	*	5180	107.64	-	-	96.29	34.3	11.03	33.98	103	323	A	H
													H
													H
		5147.42	51.4	-22.6	74	40.05	34.3	11.03	33.98	100	236	P	V
		5148.98	43.82	-10.18	54	32.47	34.3	11.03	33.98	100	236	A	V
	*	5180	107.55	-	-	96.2	34.3	11.03	33.98	100	236	P	V
	*	5180	99.28	-	-	87.93	34.3	11.03	33.98	100	236	A	V
													V
													V
802.11ac VHT20 CH 44 5220MHz		5148.46	53.37	-20.63	74	42.02	34.3	11.03	33.98	102	325	P	H
		5150	45.9	-8.1	54	34.55	34.3	11.03	33.98	102	325	A	H
	*	5220	118.48	-	-	107.03	34.33	11.1	33.98	102	325	P	H
	*	5220	110.15	-	-	98.7	34.33	11.1	33.98	102	325	A	H
		5400.92	52.16	-21.84	74	40.4	34.6	11.15	33.99	102	325	P	H
		5366.76	43.28	-10.72	54	31.65	34.47	11.14	33.98	102	325	A	H
		5149.24	49.84	-24.16	74	38.49	34.3	11.03	33.98	100	239	P	V
		5150	41.94	-12.06	54	30.59	34.3	11.03	33.98	100	239	A	V
	*	5220	109.78	-	-	98.33	34.33	11.1	33.98	100	239	P	V
	*	5220	101.21	-	-	89.76	34.33	11.1	33.98	100	239	A	V
		5447.96	50.71	-23.29	74	38.8	34.7	11.2	33.99	100	239	P	V
		5433.96	41.54	-12.46	54	29.66	34.67	11.2	33.99	100	239	A	V

802.11ac VHT20 CH 48 5240MHz		5143.52	51.44	-22.56	74	40.09	34.3	11.03	33.98	100	322	P	H
		5147.16	44.05	-9.95	54	32.7	34.3	11.03	33.98	100	322	A	H
	*	5240	118.18	-	-	106.68	34.37	11.11	33.98	100	322	P	H
	*	5240	110.01	-	-	98.51	34.37	11.11	33.98	100	322	A	H
		5368.44	50.89	-23.11	74	39.26	34.47	11.14	33.98	100	322	P	H
		5352.2	43.92	-10.08	54	32.36	34.4	11.14	33.98	100	322	A	H
		5144.82	49.66	-24.34	74	38.31	34.3	11.03	33.98	100	262	P	V
		5121.16	41.38	-12.62	54	30.3	34.1	10.96	33.98	100	262	A	V
	*	5240	110.13	-	-	98.63	34.37	11.11	33.98	100	262	P	V
	*	5240	101.08	-	-	89.58	34.37	11.11	33.98	100	262	A	V
		5458.04	49.17	-24.83	74	37.26	34.7	11.2	33.99	100	262	P	V
		5440.12	41.1	-12.9	54	29.22	34.67	11.2	33.99	100	262	A	V
Remark	1. No other spurious found. 2. All results are PASS against Peak and Average limit line.												

Band 1 5150~5250MHz

WIFI 802.11ac VHT20 (Harmonic @ 3m)

WIFI Ant. 1+2	Note	Frequency (MHz)	Level (dBμV/m)	Over Limit (dB)	Limit Line (dBμV/m)	Read Level (dBμV)	Antenna Factor (dB/m)	Path Loss (dB)	Preamp Factor (dB)	Ant Pos (cm)	Table Pos (deg)	Peak Avg. (P/A)	Pol. (H/V)
802.11ac VHT20 CH 36 5180MHz		10360	42.82	-25.38	68.2	47.82	37.33	17	59.33	100	0	P	H
		15540	47.53	-26.47	74	43.33	40.27	20.52	56.59	100	0	P	H
													H
													H
		10360	42.51	-25.69	68.2	47.51	37.33	17	59.33	100	0	P	V
		15540	45.69	-28.31	74	41.49	40.27	20.52	56.59	100	0	P	V
													V
													V
802.11ac VHT20 CH 44 5220MHz		10440	43.84	-24.36	68.2	48.61	37.4	17.1	59.27	100	0	P	H
		15660	44.32	-29.68	74	40.02	40.3	20.57	56.57	100	0	P	H
													H
													H
		10440	43.15	-25.05	68.2	47.92	37.4	17.1	59.27	100	0	P	V
		15660	43.8	-30.2	74	39.5	40.3	20.57	56.57	100	0	P	V
													V
													V
802.11ac VHT20 CH 48 5240MHz		10480	42.63	-25.57	68.2	47.3	37.4	17.15	59.22	100	0	P	H
		15720	47.61	-26.39	74	43.13	40.43	20.61	56.56	100	0	P	H
													H
													H
		10480	41.26	-26.94	68.2	45.93	37.4	17.15	59.22	100	0	P	V
		15720	44.88	-29.12	74	40.4	40.43	20.61	56.56	100	0	P	V
													V
													V
Remark	1. No other spurious found. 2. All results are PASS against Peak and Average limit line.												

Band 1 5150~5250MHz

WIFI 802.11ac VHT40 (Band Edge @ 3m)

WIFI Ant. 1+2	Note	Frequency (MHz)	Level (dBμV/m)	Over Limit (dB)	Limit Line (dBμV/m)	Read Level (dBμV)	Antenna Factor (dB/m)	Path Loss (dB)	Preamp Factor (dB)	Ant Pos (cm)	Table Pos (deg)	Peak Avg. (P/A)	Pol. (H/V)
802.11ac VHT40 CH 38 5190MHz		5148.98	58.3	-15.7	74	46.95	34.3	11.03	33.98	216	329	P	H
		5150	51.82	-2.18	54	40.47	34.3	11.03	33.98	216	329	A	H
	*	5190	108.54	-	-	97.12	34.3	11.1	33.98	216	329	P	H
	*	5190	102.46	-	-	91.04	34.3	11.1	33.98	216	329	A	H
		5353.88	49.86	-24.14	74	38.3	34.4	11.14	33.98	216	329	P	H
		5376	42.73	-11.27	54	31.11	34.47	11.14	33.99	216	329	A	H
		5148.72	58.03	-15.97	74	46.68	34.3	11.03	33.98	392	274	P	V
		5149.76	43.45	-10.55	54	32.1	34.3	11.03	33.98	392	274	A	V
	*	5190	104.3	-	-	92.88	34.3	11.1	33.98	392	274	P	V
	*	5190	96.68	-	-	85.26	34.3	11.1	33.98	392	274	A	V
		5455.24	49.51	-24.49	74	37.6	34.7	11.2	33.99	392	274	P	V
		5452.72	41.65	-12.35	54	29.74	34.7	11.2	33.99	392	274	A	V
802.11ac VHT40 CH 46 5230MHz		5149.5	54.42	-19.58	74	43.07	34.3	11.03	33.98	218	330	P	H
		5142.48	50.43	-3.57	54	39.08	34.3	11.03	33.98	218	330	A	H
	*	5230	114.11	-	-	102.61	34.37	11.11	33.98	218	330	P	H
	*	5230	106.43	-	-	94.93	34.37	11.11	33.98	218	330	A	H
		5362	53.49	-20.51	74	41.86	34.47	11.14	33.98	218	330	P	H
		5350	44.84	-9.16	54	33.28	34.4	11.14	33.98	218	330	A	H
		5145.86	50.98	-23.02	74	39.63	34.3	11.03	33.98	384	271	P	V
		5141.96	44.47	-9.53	54	33.12	34.3	11.03	33.98	384	271	A	V
	*	5230	107.53	-	-	96.03	34.37	11.11	33.98	384	271	P	V
	*	5230	100.22	-	-	88.72	34.37	11.11	33.98	384	271	A	V
		5384.96	50.1	-23.9	74	38.41	34.53	11.15	33.99	384	271	P	V
		5452.72	41.5	-12.5	54	29.59	34.7	11.2	33.99	384	271	A	V
Remark	1. No other spurious found. 2. All results are PASS against Peak and Average limit line.												

Band 1 5150~5250MHz

WIFI 802.11ac VHT40 (Harmonic @ 3m)

WIFI Ant. 1+2	Note	Frequency (MHz)	Level (dBμV/m)	Over Limit (dB)	Limit Line (dBμV/m)	Read Level (dBμV)	Antenna Factor (dB/m)	Path Loss (dB)	Preamp Factor (dB)	Ant Pos (cm)	Table Pos (deg)	Peak Avg. (P/A)	Pol. (H/V)
802.11ac VHT40 CH 38 5190MHz		10380	40.37	-27.83	68.2	45.32	37.37	17	59.32	100	0	P	H
		15570	46.01	-27.99	74	41.83	40.23	20.54	56.59	100	0	P	H
													H
													H
		10380	43.09	-25.11	68.2	48.04	37.37	17	59.32	100	0	P	V
		15570	47.06	-26.94	74	42.88	40.23	20.54	56.59	100	0	P	V
													V
													V
802.11ac VHT40 CH 46 5230MHz		10460	44.01	-24.19	68.2	48.76	37.4	17.1	59.25	100	0	P	H
		15690	48.32	-25.68	74	43.92	40.37	20.59	56.56	100	0	P	H
													H
													H
		10460	43.97	-24.23	68.2	48.72	37.4	17.1	59.25	100	0	P	V
		15690	48.71	-25.29	74	44.31	40.37	20.59	56.56	100	0	P	V
													V
													V
Remark	1. No other spurious found. 2. All results are PASS against Peak and Average limit line.												

Band 1 5150~5250MHz

WIFI 802.11ac VHT80 (Band Edge @ 3m)

WIFI Ant. 1+2	Note	Frequency (MHz)	Level (dBμV/m)	Over Limit (dB)	Limit Line (dBμV/m)	Read Level (dBμV)	Antenna Factor (dB/m)	Path Loss (dB)	Preamp Factor (dB)	Ant Pos (cm)	Table Pos (deg)	Peak Avg. (P/A)	Pol. (H/V)
802.11ac VHT80 CH 42 5210MHz		5148.2	58.91	-15.09	74	47.56	34.3	11.03	33.98	220	289	P	H
		5133.64	52.31	-1.69	54	41.13	34.2	10.96	33.98	220	289	A	H
	*	5210	106.35	-	-	94.9	34.33	11.1	33.98	220	289	P	H
	*	5210	98.65	-	-	87.2	34.33	11.1	33.98	220	289	A	H
		5367.04	50.67	-23.33	74	39.04	34.47	11.14	33.98	220	289	P	H
		5376	43.99	-10.01	54	32.37	34.47	11.14	33.99	220	289	A	H
		5133.38	56.48	-17.52	74	45.3	34.2	10.96	33.98	387	270	P	V
		5150	47.08	-6.92	54	35.73	34.3	11.03	33.98	387	270	A	V
	*	5210	101.48	-	-	90.03	34.33	11.1	33.98	387	270	P	V
	*	5210	93.53	-	-	82.08	34.33	11.1	33.98	387	270	A	V
		5441.24	49.48	-24.52	74	37.6	34.67	11.2	33.99	387	270	P	V
		5452.72	41.46	-12.54	54	29.55	34.7	11.2	33.99	387	270	A	V
Remark	1. No other spurious found. 2. All results are PASS against Peak and Average limit line.												

Band 1 5150~5250MHz

WIFI 802.11ac VHT80 (Harmonic @ 3m)

WIFI Ant. 1+2	Note	Frequency (MHz)	Level (dBμV/m)	Over Limit (dB)	Limit Line (dBμV/m)	Read Level (dBμV)	Antenna Factor (dB/m)	Path Loss (dB)	Preamp Factor (dB)	Ant Pos (cm)	Table Pos (deg)	Peak Avg. (P/A)	Pol. (H/V)
802.11ac VHT80 CH 42 5210MHz		10420	44.65	-23.55	68.2	49.48	37.4	17.05	59.28	100	0	P	H
		15630	47.51	-26.49	74	43.24	40.27	20.57	56.57	100	0	P	H
													H
													H
		10420	44.56	-23.64	68.2	49.39	37.4	17.05	59.28	100	0	P	V
		15630	47.49	-26.51	74	43.22	40.27	20.57	56.57	100	0	P	V
													V
													V
Remark	1. No other spurious found. 2. All results are PASS against Peak and Average limit line.												

Band 2 - 5250~5350MHz

WIFI 802.11ac VHT20 (Band Edge @ 3m)

WIFI Ant. 1+2	Note	Frequency (MHz)	Level (dBμV/m)	Over Limit (dB)	Limit Line (dBμV/m)	Read Level (dBμV)	Antenna Factor (dB/m)	Path Loss (dB)	Preamp Factor (dB)	Ant Pos (cm)	Table Pos (deg)	Peak Avg. (P/A)	Pol. (H/V)
802.11ac VHT20 CH 52 5260MHz		5148.4	50.48	-23.52	74	39.13	34.3	11.03	33.98	225	327	P	H
		5145.6	43.17	-10.83	54	31.82	34.3	11.03	33.98	225	327	A	H
	*	5260	118.12	-	-	106.59	34.4	11.11	33.98	225	327	P	H
	*	5260	108.98	-	-	97.45	34.4	11.11	33.98	225	327	A	H
		5353.2	55.03	-18.97	74	43.47	34.4	11.14	33.98	225	327	P	H
		5350.08	44.94	-9.06	54	33.38	34.4	11.14	33.98	225	327	A	H
		5058.45	50.47	-23.53	74	39.54	34.07	10.83	33.97	105	243	P	V
		5131.6	41.26	-12.74	54	30.08	34.2	10.96	33.98	105	243	A	V
	*	5260	109.25	-	-	97.72	34.4	11.11	33.98	105	243	P	V
	*	5260	101.54	-	-	90.01	34.4	11.11	33.98	105	243	A	V
		5454	50.1	-23.9	74	38.19	34.7	11.2	33.99	105	243	P	V
		5451.36	41.19	-12.81	54	29.28	34.7	11.2	33.99	105	243	A	V
802.11ac VHT20 CH 60 5300MHz		5088.55	50.93	-23.07	74	40	34	10.9	33.97	209	327	P	H
		5145.6	42.65	-11.35	54	31.3	34.3	11.03	33.98	209	327	A	H
	*	5300	117.71	-	-	106.17	34.4	11.12	33.98	209	327	P	H
	*	5300	109.83	-	-	98.29	34.4	11.12	33.98	209	327	A	H
		5355.36	58.04	-15.96	74	46.48	34.4	11.14	33.98	209	327	P	H
		5350.32	47.51	-6.49	54	35.95	34.4	11.14	33.98	209	327	A	H
		5084	49.68	-24.32	74	38.72	34.03	10.9	33.97	100	237	P	V
		5139.65	41.06	-12.94	54	29.78	34.3	10.96	33.98	100	237	A	V
	*	5300	109.97	-	-	98.43	34.4	11.12	33.98	100	237	P	V
	*	5300	101.92	-	-	90.38	34.4	11.12	33.98	100	237	A	V
		5434.56	49.95	-24.05	74	38.07	34.67	11.2	33.99	100	237	P	V
		5353.44	42.29	-11.71	54	30.73	34.4	11.14	33.98	100	237	A	V

	*	5320	117.11	-	-	105.56	34.4	11.13	33.98	222	328	P	H
	*	5320	109.17	-	-	97.62	34.4	11.13	33.98	222	328	A	H
		5359.04	66.23	-7.77	74	54.67	34.4	11.14	33.98	222	328	P	H
		5350.08	52.38	-1.62	54	40.82	34.4	11.14	33.98	222	328	A	H
802.11ac													H
VHT20													H
CH 64	*	5320	110.14	-	-	98.59	34.4	11.13	33.98	100	230	P	V
5320MHz	*	5320	101.76	-	-	90.21	34.4	11.13	33.98	100	230	A	V
		5356.16	58.43	-15.57	74	46.87	34.4	11.14	33.98	100	230	P	V
		5350.24	44.6	-9.4	54	33.04	34.4	11.14	33.98	100	230	A	V
													V
													V
Remark	1. No other spurious found. 2. All results are PASS against Peak and Average limit line.												

Band 2 5250~5350MHz

WIFI 802.11ac VHT20 (Harmonic @ 3m)

WIFI Ant. 1+2	Note	Frequency (MHz)	Level (dBμV/m)	Over Limit (dB)	Limit Line (dBμV/m)	Read Level (dBμV)	Antenna Factor (dB/m)	Path Loss (dB)	Preamp Factor (dB)	Ant Pos (cm)	Table Pos (deg)	Peak Avg. (P/A)	Pol. (H/V)
802.11ac VHT20 CH 52 5260MHz		10520	42.25	-25.95	68.2	46.81	37.42	17.2	59.18	100	0	P	H
		15780	48.41	-25.59	74	43.8	40.53	20.62	56.54	100	0	P	H
													H
													H
		10520	35.75	-32.45	68.2	40.31	37.42	17.2	59.18	100	0	P	V
		15780	49.57	-24.43	74	44.96	40.53	20.62	56.54	100	0	P	V
													V
													V
802.11ac VHT20 CH 60 5300MHz		10600	40.97	-33.03	74	45.22	37.5	17.31	59.06	100	0	P	H
		15900	45.88	-28.12	74	41.02	40.7	20.68	56.52	100	0	P	H
													H
													H
		10600	42.78	-31.22	74	47.03	37.5	17.31	59.06	100	0	P	V
		15900	43.4	-30.6	74	38.54	40.7	20.68	56.52	100	0	P	V
													V
													V
802.11ac VHT20 CH 64 5320MHz		10640	41.29	-32.71	74	45.41	37.53	17.36	59.01	100	0	P	H
		15960	47.59	-26.41	74	42.69	40.7	20.71	56.51	100	0	P	H
													H
													H
		10640	39.63	-34.37	74	43.75	37.53	17.36	59.01	100	0	P	V
		15960	46.41	-27.59	74	41.51	40.7	20.71	56.51	100	0	P	V
													V
													V
Remark	1. No other spurious found. 2. All results are PASS against Peak and Average limit line.												

Band 2 5250~5350MHz

WIFI 802.11ac VHT40 (Band Edge @ 3m)

WIFI Ant. 1+2	Note	Frequency (MHz)	Level (dBμV/m)	Over Limit (dB)	Limit Line (dBμV/m)	Read Level (dBμV)	Antenna Factor (dB/m)	Path Loss (dB)	Preamp Factor (dB)	Ant Pos (cm)	Table Pos (deg)	Peak Avg. (P/A)	Pol. (H/V)
802.11ac VHT40 CH 54 5270MHz		5122.5	50.24	-23.76	74	39.16	34.1	10.96	33.98	206	330	P	H
		5145.6	43.45	-10.55	54	32.1	34.3	11.03	33.98	206	330	A	H
	*	5270	115.09	-	-	103.55	34.4	11.12	33.98	206	330	P	H
	*	5270	106.55	-	-	95.01	34.4	11.12	33.98	206	330	A	H
		5364.24	57.28	-16.72	74	45.65	34.47	11.14	33.98	206	330	P	H
		5351.28	50.37	-3.63	54	38.81	34.4	11.14	33.98	206	330	A	H
		5107.1	49.85	-24.15	74	38.76	34.1	10.96	33.97	380	272	P	V
		5145.6	41.92	-12.08	54	30.57	34.3	11.03	33.98	380	272	A	V
	*	5270	107.38	-	-	95.84	34.4	11.12	33.98	380	272	P	V
	*	5270	99.83	-	-	88.29	34.4	11.12	33.98	380	272	A	V
		5357.04	50.87	-23.13	74	39.31	34.4	11.14	33.98	380	272	P	V
		5352.48	44.45	-9.55	54	32.89	34.4	11.14	33.98	380	272	A	V
802.11ac VHT40 CH 62 5310MHz		5093.8	49.94	-24.06	74	39.01	34	10.9	33.97	192	330	P	H
		5145.6	43.08	-10.92	54	31.73	34.3	11.03	33.98	192	330	A	H
	*	5310	110.75	-	-	99.2	34.4	11.13	33.98	192	330	P	H
	*	5310	102.82	-	-	91.27	34.4	11.13	33.98	192	330	A	H
		5350.32	65.19	-8.81	74	53.63	34.4	11.14	33.98	192	330	P	H
		5350.32	52.7	-1.3	54	41.14	34.4	11.14	33.98	192	330	A	H
		5062.3	49.77	-24.23	74	38.77	34.07	10.9	33.97	392	70	P	V
		5145.25	41.59	-12.41	54	30.24	34.3	11.03	33.98	392	70	A	V
	*	5310	104.82	-	-	93.27	34.4	11.13	33.98	392	70	P	V
	*	5310	96.98	-	-	85.43	34.4	11.13	33.98	392	70	A	V
		5354.64	55.54	-18.46	74	43.98	34.4	11.14	33.98	392	70	P	V
		5350.08	44.58	-9.42	54	33.02	34.4	11.14	33.98	392	70	A	V
Remark	1. No other spurious found. 2. All results are PASS against Peak and Average limit line.												

Band 2 5250~5350MHz

WIFI 802.11ac VHT40 (Harmonic @ 3m)

WIFI Ant. 1+2	Note	Frequency (MHz)	Level (dBμV/m)	Over Limit (dB)	Limit Line (dBμV/m)	Read Level (dBμV)	Antenna Factor (dB/m)	Path Loss (dB)	Preamp Factor (dB)	Ant Pos (cm)	Table Pos (deg)	Peak Avg. (P/A)	Pol. (H/V)
802.11ac VHT40 CH 54 5270MHz		10540	43.52	-24.68	68.2	48.04	37.43	17.2	59.15	100	0	P	H
		15810	50.42	-23.58	74	45.72	40.6	20.64	56.54	100	0	P	H
													H
													H
		10540	44.67	-23.53	68.2	49.19	37.43	17.2	59.15	100	0	P	V
		15810	49.11	-24.89	74	44.41	40.6	20.64	56.54	100	0	P	V
													V
													V
802.11ac VHT40 CH 62 5310MHz		10620	43.2	-30.8	74	47.4	37.52	17.31	59.03	100	0	P	H
		15930	48.94	-25.06	74	44.05	40.7	20.7	56.51	100	0	P	H
													H
													H
		10620	43.05	-30.95	74	47.25	37.52	17.31	59.03	100	0	P	V
		15930	46.53	-27.47	74	41.64	40.7	20.7	56.51	100	0	P	V
													V
													V
Remark	1. No other spurious found. 2. All results are PASS against Peak and Average limit line.												

Band 2 5250~5350MHz

WIFI 802.11ac VHT80 (Band Edge @ 3m)

WIFI Ant. 1+2	Note	Frequency (MHz)	Level (dBμV/m)	Over Limit (dB)	Limit Line (dBμV/m)	Read Level (dBμV)	Antenna Factor (dB/m)	Path Loss (dB)	Preamp Factor (dB)	Ant Pos (cm)	Table Pos (deg)	Peak Avg. (P/A)	Pol. (H/V)
802.11ac VHT80 CH 58 5290MHz		5035	50.12	-23.88	74	39.19	34.07	10.83	33.97	229	289	P	H
		5145.6	42.34	-11.66	54	30.99	34.3	11.03	33.98	229	289	A	H
	*	5290	107.64	-	-	96.1	34.4	11.12	33.98	229	289	P	H
	*	5290	98.17	-	-	86.63	34.4	11.12	33.98	229	289	A	H
		5353.92	59.54	-14.46	74	47.98	34.4	11.14	33.98	229	289	P	H
		5351.04	52.34	-1.66	54	40.78	34.4	11.14	33.98	229	289	A	H
		5129.15	50.42	-23.58	74	39.24	34.2	10.96	33.98	376	273	P	V
		5145.6	41.48	-12.52	54	30.13	34.3	11.03	33.98	376	273	A	V
	*	5290	100.66	-	-	89.12	34.4	11.12	33.98	376	273	P	V
	*	5290	92.18	-	-	80.64	34.4	11.12	33.98	376	273	A	V
		5353.92	51.64	-22.36	74	40.08	34.4	11.14	33.98	376	273	P	V
		5355.12	44.37	-9.63	54	32.81	34.4	11.14	33.98	376	273	A	V
Remark	1. No other spurious found. 2. All results are PASS against Peak and Average limit line.												

Band 2 5250~5350MHz

WIFI 802.11ac VHT80 (Harmonic @ 3m)

WIFI Ant. 1+2	Note	Frequency (MHz)	Level (dBμV/m)	Over Limit (dB)	Limit Line (dBμV/m)	Read Level (dBμV)	Antenna Factor (dB/m)	Path Loss (dB)	Preamp Factor (dB)	Ant Pos (cm)	Table Pos (deg)	Peak Avg. (P/A)	Pol. (H/V)
802.11ac VHT80 CH 58 5290MHz		10580	45.71	-22.49	68.2	50.05	37.48	17.26	59.08	100	0	P	H
		15870	47.63	-26.37	74	42.79	40.68	20.68	56.52	100	0	P	H
													H
													H
		10580	44.69	-23.51	68.2	49.03	37.48	17.26	59.08	100	0	P	V
		15870	48.1	-25.9	74	43.26	40.68	20.68	56.52	100	0	P	V
													V
													V
Remark	1. No other spurious found. 2. All results are PASS against Peak and Average limit line.												

Band 3 - 5470~5725MHz

WIFI 802.11ac VHT20 (Band Edge @ 3m)

WIFI Ant. 1+2	Note	Frequency (MHz)	Level (dBμV/m)	Over Limit (dB)	Limit Line (dBμV/m)	Read Level (dBμV)	Antenna Factor (dB/m)	Path Loss (dB)	Preamp Factor (dB)	Ant Pos (cm)	Table Pos (deg)	Peak Avg. (P/A)	Pol. (H/V)
802.11ac VHT20 CH 100 5500MHz		5458	70.44	-3.56	74	58.53	34.7	11.2	33.99	292	35	P	H
		5462.8	66.45	-1.75	68.2	54.42	34.77	11.25	33.99	292	35	P	H
		5459.92	52.76	-1.24	54	40.85	34.7	11.2	33.99	292	35	A	H
	*	5500	117.4	-	-	105.24	34.9	11.25	33.99	292	35	P	H
	*	5500	109.02	-	-	96.86	34.9	11.25	33.99	292	35	A	H
													H
		5457.68	54.64	-19.36	74	42.73	34.7	11.2	33.99	100	248	P	V
		5466.32	60.21	-7.99	68.2	48.18	34.77	11.25	33.99	100	248	P	V
		5459.76	48.04	-5.96	54	36.13	34.7	11.2	33.99	100	248	A	V
	*	5500	110.45	-	-	98.29	34.9	11.25	33.99	100	248	P	V
	*	5500	102.04	-	-	89.88	34.9	11.25	33.99	100	248	A	V
													V
802.11ac VHT20 CH 116 5580MHz		5452.48	52.79	-21.21	74	40.88	34.7	11.2	33.99	298	30	P	H
		5463.04	52.52	-15.68	68.2	40.49	34.77	11.25	33.99	298	30	P	H
		5452.72	44.71	-9.29	54	32.8	34.7	11.2	33.99	298	30	A	H
	*	5580	120.13	-	-	108.03	34.73	11.35	33.98	298	30	P	H
	*	5580	111.35	-	-	99.25	34.73	11.35	33.98	298	30	A	H
		5760.275	53.81	-14.39	68.2	41.42	34.83	11.53	33.97	298	30	P	H
		5372.8	48.87	-25.13	74	37.24	34.47	11.14	33.98	100	241	P	V
		5462.8	49.4	-18.8	68.2	37.37	34.77	11.25	33.99	100	241	P	V
		5453.44	41.41	-12.59	54	29.5	34.7	11.2	33.99	100	241	A	V
	*	5580	113.7	-	-	101.6	34.73	11.35	33.98	100	241	P	V
	*	5580	105.63	-	-	93.53	34.73	11.35	33.98	100	241	A	V
		5765	49.11	-19.09	68.2	36.72	34.83	11.53	33.97	100	241	P	V

	*	5700	115.58	-	-	103.2	34.9	11.46	33.98	273	35	P	H
	*	5700	106.8	-	-	94.42	34.9	11.46	33.98	273	35	A	H
		5731.72	66.42	-1.78	68.2	54.06	34.83	11.5	33.97	273	35	P	H
													H
802.11ac													H
VHT20													H
CH 140	*	5700	110.14	-	-	97.76	34.9	11.46	33.98	100	238	P	V
5700MHz	*	5700	101.79	-	-	89.41	34.9	11.46	33.98	100	238	A	V
		5728.92	57.93	-10.27	68.2	45.58	34.83	11.5	33.98	100	238	P	V
													V
													V
													V
Remark	1. No other spurious found. 2. All results are PASS against Peak and Average limit line.												

Band 3 - 5470~5725MHz

WIFI 802.11ac VHT20 (Harmonic @ 3m)

WIFI Ant. 1+2	Note	Frequency (MHz)	Level (dBμV/m)	Over Limit (dB)	Limit Line (dBμV/m)	Read Level (dBμV)	Antenna Factor (dB/m)	Path Loss (dB)	Preamp Factor (dB)	Ant Pos (cm)	Table Pos (deg)	Peak Avg. (P/A)	Pol. (H/V)
802.11ac VHT20 CH 100 5500MHz		11000	45.62	-28.38	74	48.51	37.8	17.81	58.5	100	0	P	H
		16500	46.46	-21.74	68.2	39.61	41.9	21.15	56.2	100	0	P	H
													H
													H
		11000	42.25	-31.75	74	45.14	37.8	17.81	58.5	100	0	P	V
		16500	51.33	-16.87	68.2	44.48	41.9	21.15	56.2	100	0	P	V
													V
													V
802.11ac VHT20 CH 116 5580MHz		11160	41.95	-32.05	74	44.13	37.9	18.02	58.1	100	0	P	H
		16740	51.07	-17.13	68.2	43.4	42.32	21.36	56.01	100	0	P	H
													H
													H
		11160	40.34	-33.66	74	42.52	37.9	18.02	58.1	100	0	P	V
		16740	44.5	-23.7	68.2	36.83	42.32	21.36	56.01	100	0	P	V
													V
													V
802.11ac VHT20 CH 140 5700MHz		11400	42.08	-31.92	74	43.39	37.9	18.33	57.54	100	0	P	H
		17100	46.05	-22.15	68.2	38.56	41.6	21.67	55.78	100	0	P	H
													H
													H
		11400	44.85	-29.15	74	46.16	37.9	18.33	57.54	100	0	P	V
		17100	48.27	-19.93	68.2	40.78	41.6	21.67	55.78	100	0	P	V
													V
													V
Remark	1. No other spurious found. 2. All results are PASS against Peak and Average limit line.												

Band 3 - 5470~5725MHz

WIFI 802.11ac VHT40 (Band Edge @ 3m)

WIFI Ant. 1+2	Note	Frequency (MHz)	Level (dBμV/m)	Over Limit (dB)	Limit Line (dBμV/m)	Read Level (dBμV)	Antenna Factor (dB/m)	Path Loss (dB)	Preamp Factor (dB)	Ant Pos (cm)	Table Pos (deg)	Peak Avg. (P/A)	Pol. (H/V)
802.11ac VHT40 CH 102 5510MHz		5454.64	65.02	-8.98	74	53.11	34.7	11.2	33.99	200	310	P	H
		5467.6	66.34	-1.86	68.2	54.31	34.77	11.25	33.99	200	310	P	H
		5459.44	52.5	-1.5	54	40.59	34.7	11.2	33.99	200	310	P	H
	*	5510	111.86	-	-	99.65	34.9	11.3	33.99	200	310	P	H
	*	5510	104.2	-	-	91.99	34.9	11.3	33.99	200	310	A	H
		5731.925	52.5	-15.7	68.2	40.14	34.83	11.5	33.97	200	310	P	H
		5453.2	52.42	-21.58	74	40.51	34.7	11.2	33.99	198	355	P	V
		5469.04	55.38	-12.82	68.2	43.35	34.77	11.25	33.99	198	355	P	V
		5459.92	44.31	-9.69	54	32.4	34.7	11.2	33.99	198	355	A	V
	*	5510	105.48	-	-	93.27	34.9	11.3	33.99	198	355	P	V
	*	5510	98.07	-	-	85.86	34.9	11.3	33.99	198	355	A	V
		5760.275	51.99	-16.21	68.2	39.6	34.83	11.53	33.97	198	355	P	V
802.11ac VHT40 CH 110 5550MHz		5454.16	57.56	-16.44	74	45.65	34.7	11.2	33.99	187	329	P	H
		5468.08	59.74	-8.46	68.2	47.71	34.77	11.25	33.99	187	329	P	H
		5459.44	49.87	-4.13	54	37.96	34.7	11.2	33.99	187	329	A	H
	*	5550	116.37	-	-	104.31	34.7	11.35	33.99	187	329	P	H
	*	5550	108.17	-	-	96.11	34.7	11.35	33.99	187	329	A	H
		5739.485	51.8	-16.4	68.2	39.47	34.8	11.5	33.97	187	329	P	H
		5457.28	50.17	-23.83	74	38.26	34.7	11.2	33.99	200	352	P	V
		5467.6	50.79	-17.41	68.2	38.76	34.77	11.25	33.99	200	352	P	V
		5459.68	42.7	-11.3	54	30.79	34.7	11.2	33.99	200	352	A	V
	*	5550	107.93	-	-	95.87	34.7	11.35	33.99	200	352	P	V
	*	5550	99.67	-	-	87.61	34.7	11.35	33.99	200	352	A	V
		5745.155	50.86	-17.34	68.2	38.5	34.8	11.53	33.97	200	352	P	V

802.11ac VHT40 CH 134 5670MHz		5449.75	49.79	-24.21	74	37.88	34.7	11.2	33.99	211	296	P	H
		5464.8	48.71	-19.49	68.2	36.68	34.77	11.25	33.99	211	296	P	H
		5452.55	42.59	-11.41	54	30.68	34.7	11.2	33.99	211	296	A	H
	*	5670	114.49	-	-	102.26	34.75	11.46	33.98	211	296	P	H
	*	5670	105.67	-	-	93.44	34.75	11.46	33.98	211	296	A	H
		5727.2	66.26	-1.94	68.2	53.91	34.83	11.5	33.98	211	296	P	H
		5448.7	48.67	-25.33	74	36.76	34.7	11.2	33.99	200	350	P	V
		5462	48.84	-19.36	68.2	36.88	34.7	11.25	33.99	200	350	P	V
		5458.5	41.14	-12.86	54	29.23	34.7	11.2	33.99	200	350	A	V
	*	5670	107.78	-	-	95.55	34.75	11.46	33.98	200	350	P	V
	*	5670	100.09	-	-	87.86	34.75	11.46	33.98	200	350	A	V
		5731.925	60.25	-7.95	68.2	47.89	34.83	11.5	33.97	200	350	P	V
Remark	1. No other spurious found. 2. All results are PASS against Peak and Average limit line.												

Band 3 - 5470~5725MHz

WIFI 802.11ac VHT40 (Harmonic @ 3m)

WIFI Ant. 1+2	Note	Frequency (MHz)	Level (dBμV/m)	Over Limit (dB)	Limit Line (dBμV/m)	Read Level (dBμV)	Antenna Factor (dB/m)	Path Loss (dB)	Preamp Factor (dB)	Ant Pos (cm)	Table Pos (deg)	Peak Avg. (P/A)	Pol. (H/V)
802.11ac VHT40 CH 102 5510MHz		11020	44.95	-29.05	74	47.78	37.82	17.81	58.46	100	0	P	H
		16530	48.34	-19.86	68.2	41.46	41.87	21.18	56.17	100	0	P	H
													H
													H
		11020	43.58	-30.42	74	46.41	37.82	17.81	58.46	100	0	P	V
		16530	49.03	-19.17	68.2	42.15	41.87	21.18	56.17	100	0	P	V
													V
													V
802.11ac VHT40 CH 110 5550MHz		11000	46.79	-27.21	74	49.68	37.8	17.81	58.5	100	0	P	H
		16650	50.42	-17.78	68.2	43.22	42	21.28	56.08	100	0	P	H
													H
													H
		11000	46.19	-27.81	74	49.08	37.8	17.81	58.5	100	0	P	V
		16650	49.85	-18.35	68.2	42.65	42	21.28	56.08	100	0	P	V
													V
													V
802.11ac VHT40 CH 134 5670MHz		11340	46.98	-27.02	74	48.55	37.9	18.23	57.7	100	0	P	H
		17010	50.3	-17.9	68.2	42.57	41.93	21.6	55.8	100	0	P	H
													H
													H
		11340	45.99	-28.01	74	47.56	37.9	18.23	57.7	100	0	P	V
		17010	49.51	-18.69	68.2	41.78	41.93	21.6	55.8	100	0	P	V
													V
													V
Remark	1. No other spurious found. 2. All results are PASS against Peak and Average limit line.												

Band 3 5470~5725MHz

WIFI 802.11ac VHT80 (Band Edge @ 3m)

WIFI Ant. 1+2	Note	Frequency (MHz)	Level (dBμV/m)	Over Limit (dB)	Limit Line (dBμV/m)	Read Level (dBμV)	Antenna Factor (dB/m)	Path Loss (dB)	Preamp Factor (dB)	Ant Pos (cm)	Table Pos (deg)	Peak Avg. (P/A)	Pol. (H/V)
802.11ac VHT80 CH 106 5530MHz		5456.08	60.96	-13.04	74	49.05	34.7	11.2	33.99	209	293	P	H
		5469.04	61.06	-7.14	68.2	49.03	34.77	11.25	33.99	209	293	P	H
		5459.92	52.73	-1.27	54	40.82	34.7	11.2	33.99	209	293	A	H
	*	5530	108.59	-	-	96.45	34.83	11.3	33.99	209	293	P	H
	*	5530	100.36	-	-	88.22	34.83	11.3	33.99	209	293	A	H
		5728.775	51.28	-16.92	68.2	38.93	34.83	11.5	33.98	209	293	P	H
		5457.76	50.97	-23.03	74	39.06	34.7	11.2	33.99	168	355	P	V
		5465.44	53.39	-14.81	68.2	41.36	34.77	11.25	33.99	168	355	P	V
		5459.2	43.73	-10.27	54	31.82	34.7	11.2	33.99	168	355	A	V
	*	5530	101.17	-	-	89.03	34.83	11.3	33.99	168	355	P	V
	*	5530	92.17	-	-	80.03	34.83	11.3	33.99	168	355	A	V
		5760.275	50.56	-17.64	68.2	38.17	34.83	11.53	33.97	168	355	P	V
802.11ac VHT80 CH 122 5610MHz		5453.95	54.28	-19.72	74	42.37	34.7	11.2	33.99	226	297	P	H
		5465.15	55.51	-12.69	68.2	43.48	34.77	11.25	33.99	226	297	P	H
		5456.4	48.85	-5.15	54	36.94	34.7	11.2	33.99	226	297	A	H
	*	5610	112.65	-	-	100.43	34.8	11.4	33.98	226	297	P	H
	*	5610	103.59	-	-	91.37	34.8	11.4	33.98	226	297	A	H
		5727.2	63.21	-4.99	68.2	50.86	34.83	11.5	33.98	226	297	P	H
		5452.55	50.38	-23.62	74	38.47	34.7	11.2	33.99	142	354	P	V
		5467.25	50.32	-17.88	68.2	38.29	34.77	11.25	33.99	142	354	P	V
		5459.9	42.46	-11.54	54	30.55	34.7	11.2	33.99	142	354	A	V
	*	5610	105.17	-	-	92.95	34.8	11.4	33.98	142	354	P	V
	*	5610	97.13	-	-	84.91	34.8	11.4	33.98	142	354	A	V
		5729.65	57.57	-10.63	68.2	45.22	34.83	11.5	33.98	142	354	P	V
Remark	1. No other spurious found. 2. All results are PASS against Peak and Average limit line.												

Band 3 5470~5725MHz

WIFI 802.11ac VHT80 (Harmonic @ 3m)

WIFI Ant. 1+2	Note	Frequency (MHz)	Level (dBμV/m)	Over Limit (dB)	Limit Line (dBμV/m)	Read Level (dBμV)	Antenna Factor (dB/m)	Path Loss (dB)	Preamp Factor (dB)	Ant Pos (cm)	Table Pos (deg)	Peak Avg. (P/A)	Pol. (H/V)
802.11ac VHT80 CH 106 5530MHz		11060	46.11	-27.89	74	48.71	37.87	17.87	58.34	100	0	P	H
		16590	50.54	-17.66	68.2	43.6	41.82	21.25	56.13	100	0	P	H
													H
													H
		11060	47.09	-26.91	74	49.69	37.87	17.87	58.34	100	0	P	V
		16590	50.07	-18.13	68.2	43.13	41.82	21.25	56.13	100	0	P	V
													V
													V
802.11ac VHT80 CH 122 5610MHz		11220	46.38	-27.62	74	48.39	37.9	18.07	57.98	100	0	P	H
		16830	50.26	-17.94	68.2	42.35	42.4	21.45	55.94	100	0	P	H
													H
													H
		11220	46.34	-27.66	74	48.35	37.9	18.07	57.98	100	0	P	V
		16830	50.74	-17.46	68.2	42.83	42.4	21.45	55.94	100	0	P	V
													V
													V
Remark	1. No other spurious found. 2. All results are PASS against Peak and Average limit line.												

Band 3 - Straddle Channel

WIFI 802.11ac VHT20 (Band Edge @ 3m)

WIFI Ant. 1+2	Note	Frequency (MHz)	Level (dBμV/m)	Over Limit (dB)	Limit Line (dBμV/m)	Read Level (dBμV)	Antenna Factor (dB/m)	Path Loss (dB)	Preamp Factor (dB)	Ant Pos (cm)	Table Pos (deg)	Peak Avg. (P/A)	Pol. (H/V)
802.11ac VHT20 CH 144 5720MHz	*	5720	119.42	-	-	107.07	34.83	11.5	33.98	270	33	P	H
	*	5720	111.4	-	-	99.05	34.83	11.5	33.98	270	33	A	H
													H
													H
													H
													H
	*	5720	114.04	-	-	101.69	34.83	11.5	33.98	100	241	P	V
	*	5720	105.85	-	-	93.5	34.83	11.5	33.98	100	241	A	V
													V
													V
													V
													V
Remark	1. No other spurious found. 2. All results are PASS against Peak and Average limit line.												

Band 3 - Straddle Channel

WIFI 802.11ac VHT20 (Harmonic @ 3m)

WIFI Ant. 1+2	Note	Frequency (MHz)	Level (dBμV/m)	Over Limit (dB)	Limit Line (dBμV/m)	Read Level (dBμV)	Antenna Factor (dB/m)	Path Loss (dB)	Preamp Factor (dB)	Ant Pos (cm)	Table Pos (deg)	Peak Avg. (P/A)	Pol. (H/V)
802.11ac VHT20 CH 144 5720MHz		11440	43.51	-30.49	74	44.62	37.97	18.38	57.46	100	0	P	H
		17160	46.15	-22.05	68.2	38.58	41.6	21.74	55.77	100	0	P	H
													H
													H
		11440	43.37	-30.63	74	44.48	37.97	18.38	57.46			P	V
		17160	45.97	-22.23	68.2	38.4	41.6	21.74	55.77	100	0	P	V
													V
													V
Remark	1. No other spurious found. 2. All results are PASS against Peak and Average limit line.												

Band 3 - Straddle Channel

WIFI 802.11ac VHT40 (Band Edge @ 3m)

WIFI Ant. 1+2	Note	Frequency (MHz)	Level (dBμV/m)	Over Limit (dB)	Limit Line (dBμV/m)	Read Level (dBμV)	Antenna Factor (dB/m)	Path Loss (dB)	Preamp Factor (dB)	Ant Pos (cm)	Table Pos (deg)	Peak Avg. (P/A)	Pol. (H/V)
802.11ac VHT40 CH 142 5710MHz	*	5710	114.97	-	-	102.58	34.87	11.5	33.98	214	291	P	H
	*	5710	109.74	-	-	97.35	34.87	11.5	33.98	214	291	A	H
													H
													H
													H
													H
	*	5710	111.14	-	-	98.75	34.87	11.5	33.98	168	357	P	V
	*	5710	106.74	-	-	94.35	34.87	11.5	33.98	168	357	A	V
													V
													V
													V
													V
Remark	1. No other spurious found. 2. All results are PASS against Peak and Average limit line.												

Band 3 - Straddle Channel

WIFI 802.11ac VHT40 (Harmonic @ 3m)

WIFI Ant. 1+2	Note	Frequency (MHz)	Level (dBμV/m)	Over Limit (dB)	Limit Line (dBμV/m)	Read Level (dBμV)	Antenna Factor (dB/m)	Path Loss (dB)	Preamp Factor (dB)	Ant Pos (cm)	Table Pos (deg)	Peak Avg. (P/A)	Pol. (H/V)
802.11ac VHT40 CH 142 5710MHz		11420	45.56	-28.44	74	46.8	37.93	18.33	57.5	100	0	P	H
		17130	50.15	-18.05	68.2	42.62	41.6	21.7	55.77	100	0	P	H
													H
													H
		11420	45.94	-28.06	74	47.18	37.93	18.33	57.5	100	0	P	V
		17130	50.33	-17.87	68.2	42.8	41.6	21.7	55.77	100	0	P	V
													V
													V
Remark	1. No other spurious found. 2. All results are PASS against Peak and Average limit line.												

Band 3 - Straddle Channel

WIFI 802.11ac VHT80 (Band Edge @ 3m)

WIFI Ant. 1+2	Note	Frequency (MHz)	Level (dBμV/m)	Over Limit (dB)	Limit Line (dBμV/m)	Read Level (dBμV)	Antenna Factor (dB/m)	Path Loss (dB)	Preamp Factor (dB)	Ant Pos (cm)	Table Pos (deg)	Peak Avg. (P/A)	Pol. (H/V)
802.11ac VHT80 CH 138 5690MHz	*	5690	112.53	-	-	100.15	34.9	11.46	33.98	236	298	P	H
	*	5690	103.72	-	-	91.34	34.9	11.46	33.98	236	298	A	H
													H
													H
													H
													H
	*	5690	108.64	-	-	96.26	34.9	11.46	33.98	186	357	P	V
	*	5690	99.44	-	-	87.06	34.9	11.46	33.98	186	357	A	V
													V
													V
													V
													V
Remark	1. No other spurious found. 2. All results are PASS against Peak and Average limit line.												

Band 3 - Straddle Channel

WIFI 802.11ac VHT80 (Harmonic @ 3m)

WIFI Ant. 1+2	Note	Frequency (MHz)	Level (dBμV/m)	Over Limit (dB)	Limit Line (dBμV/m)	Read Level (dBμV)	Antenna Factor (dB/m)	Path Loss (dB)	Preamp Factor (dB)	Ant Pos (cm)	Table Pos (deg)	Peak Avg. (P/A)	Pol. (H/V)
802.11ac VHT80 CH 138 5690MHz		11380	45.95	-28.05	74	47.35	37.9	18.28	57.58	100	0	P	H
		17070	50.66	-17.54	68.2	43.06	41.73	21.66	55.79	100	0	P	H
													H
													H
		11380	46.11	-27.89	74	47.51	37.9	18.28	57.58	100	0	P	V
		17070	50.12	-18.08	68.2	42.52	41.73	21.66	55.79	100	0	P	V
													V
													V
Remark	1. No other spurious found. 2. All results are PASS against Peak and Average limit line.												

Emission below 1GHz

WIFI 802.11ac VHT20 (LF @ 3m)

WIFI Ant.	Note	Frequency (MHz)	Level (dBμV/m)	Over Limit (dB)	Limit Line (dBμV/m)	Read Level (dBμV)	Antenna Factor (dB/m)	Path Loss (dB)	Preamp Factor (dB)	Ant Pos (cm)	Table Pos (deg)	Peak Avg. (P/A)	Pol. (H/V)
802.11ac VHT20 LF 1+2		30.54	23.71	-16.29	40	28.47	24.09	1.33	30.18	-	-	P	H
		125.04	28.17	-15.33	43.5	38.52	17.69	2.01	30.05	-	-	P	H
		148.53	29.88	-13.62	43.5	40.56	17.1	2.24	30.02	-	-	P	H
		903.4	41.87	-4.13	46	37.01	28.78	4.96	28.88	-	-	P	H
		925.1	42.36	-3.64	46	36.79	29.33	4.97	28.73	100	0	P	H
		991.6	42.72	-11.28	54	35.36	30.51	5.12	28.27	-	-	P	H
													H
													H
													H
													H
													H
													H
		30	31.38	-8.62	40	35.63	24.6	1.33	30.18	-	-	P	V
		126.93	31.83	-11.67	43.5	42.28	17.59	2.01	30.05	-	-	P	V
		144.21	28.79	-14.71	43.5	39.32	17.26	2.24	30.03	-	-	P	V
		882.4	39.65	-6.35	46	34.87	28.87	4.89	28.98	-	-	P	V
		926.5	39.72	-6.28	46	34.11	29.36	4.97	28.72	100	0	P	V
		970.6	41.22	-12.78	54	33.72	30.86	5.06	28.42	-	-	P	V
													V
													V
													V
													V
													V
													V
Remark	1. No other spurious found. 2. All results are PASS against limit line.												

Note symbol

*	**Fundamental Frequency** which can be ignored. However, the level of any unwanted emissions shall not exceed the level of the fundamental frequency.
!	Test result is **over limit** line.
P/A	**P**eak or **A**verage
H/V	**H**orizontal or **V**ertical

A calculation example for radiated spurious emission is shown as below:

WIFI	Note	Frequency	Level	Over	Limit	Read	Antenna	Path	Preamp	Ant	Table	Peak	Pol.
Ant.				Limit	Line	Level	Factor	Loss	Factor	Pos	Pos	Avg.	
1		(MHz)	(dBμV/m)	(dB)	(dBμV/m)	(dBμV)	(dB/m)	(dB)	(dB)	(cm)	(deg)	(P/A)	(H/V)
802.11b CH 01 2412MHz		2390	55.45	-18.55	74	54.51	32.22	4.58	35.86	103	308	P	H
		2390	43.54	-10.46	54	42.6	32.22	4.58	35.86	103	308	A	H

1. Path Loss(dB) = Cable loss(dB) + Filter loss(dB) + Attenuator loss(dB)
2. Level(dBμV/m) = Antenna Factor(dB/m) + Path Loss(dB) + Read Level(dBμV) - Preamp Factor(dB)
3. Over Limit(dB) = Level(dBμV/m) – Limit Line(dBμV/m)

For Peak Limit @ 2390MHz:

1. Level(dBμV/m)

= Antenna Factor(dB/m) + Path Loss(dB) + Read Level(dBμV) - Preamp Factor(dB)

= 32.22(dB/m) + 4.58(dB) + 54.51(dBμV) – 35.86 (dB)

= 55.45 (dBμV/m)

2. Over Limit(dB)

= Level(dBμV/m) – Limit Line(dBμV/m)

= 55.45(dBμV/m) – 74(dBμV/m)

= -18.55(dB)

For Average Limit @ 2390MHz:

1. Level(dBμV/m)

= Antenna Factor(dB/m) + Path Loss(dB) + Read Level(dBμV) - Preamp Factor(dB)

= 32.22(dB/m) + 4.58(dB) + 42.6(dBμV) – 35.86 (dB)

= 43.54 (dBμV/m)

2. Over Limit(dB) = Level(dBμV/m) – Limit Line(dBμV/m)

= 43.54(dBμV/m) – 54(dBμV/m)

= -10.46(dB)

Both peak and average measured complies with the limit line, so test result is "PASS".

Appendix C. Radiated Spurious Emission

Test Engineer :	Jesse Wang, Stan Hsieh, and Troye Hsieh	**Temperature :**	20~25°C
		Relative Humidity :	55~60%

Note symbol

-L	**Low channel location**
-R	**High channel location**

<CDD Mode>

Band 1 - 5150~5250MHz

WIFI 802.11a (Band Edge @ 3m)

WIFI	Band 1 5150~5250MHz Band Edge @ 3m	
ANT	802.11a CH36 5180MHz	
1	Horizontal	Fundamental
Peak	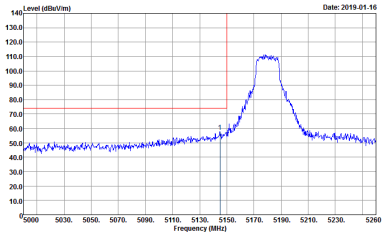 Site : 03CH07-HY Condition : PEAK_BE_74 3m HF_ANT_00075962 HORIZONTAL : RBW:1000.000KHz VBW:3000.000KHz SWT:Auto Detector : Peak Project : 8N2626 Mode : 72	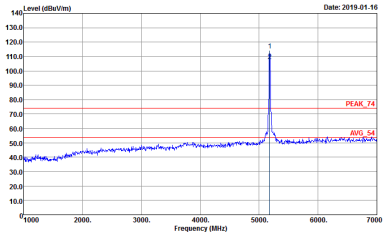 Site : 03CH07-HY Condition : PEAK_74 3m HF_ANT_00075962 HORIZONTAL : RBW:1000.000KHz VBW:3000.000KHz SWT:Auto Detector : Peak Project : 8N2626 Mode : 72
Avg.	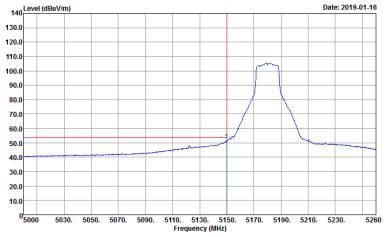 Site : 03CH07-HY Condition : AVG_BE_54 3m HF_ANT_00075962 HORIZONTAL : RBW:1000.000KHz VBW:1.000KHz SWT:Auto Detector : Peak Project : 8N2626 Mode : 72	Left blank

WIFI	Band 1 5150~5250MHz Band Edge @ 3m	
ANT	802.11a CH36 5180MHz	
1	Vertical	Fundamental
Peak	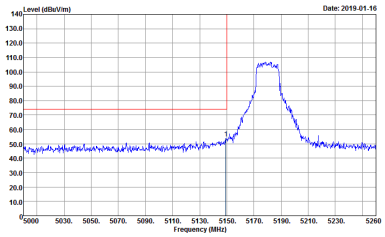 Site : 03CH07-HY Condition : PEAK_BE_74 3m HF_ANT_00075962 VERTICAL : RBW:1000.000KHz VBW:3000.000KHz SWT:Auto Detector : Peak Project : 8N2626 Mode : 72	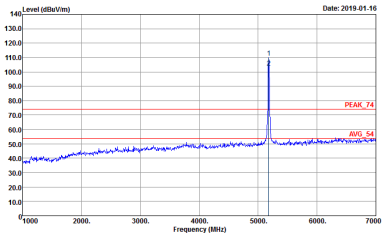 Site : 03CH07-HY Condition : PEAK_74 3m HF_ANT_00075962 VERTICAL : RBW:1000.000KHz VBW:3000.000KHz SWT:Auto Detector : Peak Project : 8N2626 Mode : 72
Avg.	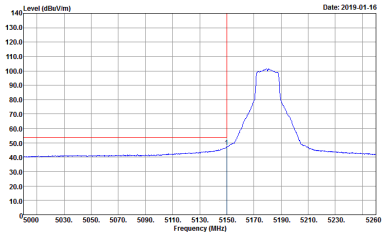 Site : 03CH07-HY Condition : AVG_BE_54 3m HF_ANT_00075962 VERTICAL : RBW:1000.000KHz VBW:1.000KHz SWT:Auto Detector : Peak Project : 8N2626 Mode : 72	Left blank

WIFI	Band 1 5150~5250MHz Band Edge @ 3m	
ANT	802.11a CH44 5220MHz - L	
1	Horizontal	Fundamental
Peak	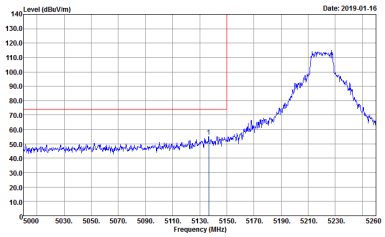 Site : 03CH07-HY Condition : PEAK_BE_74 3m HF_ANT_00075962 HORIZONTAL : RBW:1000.000KHz VBW:3000.000KHz SWT:Auto Detector : Peak Project : 8N2626 Mode : 73	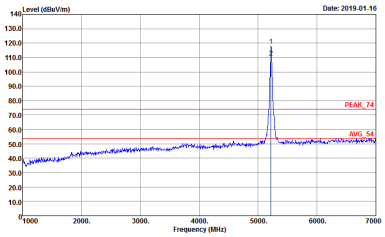 Site : 03CH07-HY Condition : PEAK_74 3m HF_ANT_00075962 HORIZONTAL : RBW:1000.000KHz VBW:3000.000KHz SWT:Auto Detector : Peak Project : 8N2626 Mode : 73
Avg.	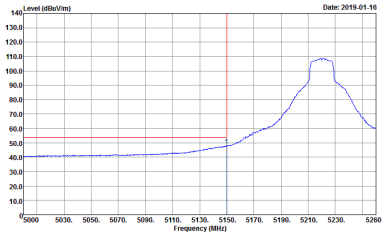 Site : 03CH07-HY Condition : AVG_BE_54 3m HF_ANT_00075962 HORIZONTAL : RBW:1000.000KHz VBW:1.000KHz SWT:Auto Detector : Peak Project : 8N2626 Mode : 73	Left blank

WIFI	Band 1 5150~5250MHz Band Edge @ 3m	
ANT	802.11a CH44 5220MHz - R	
1	Horizontal	Fundamental
Peak	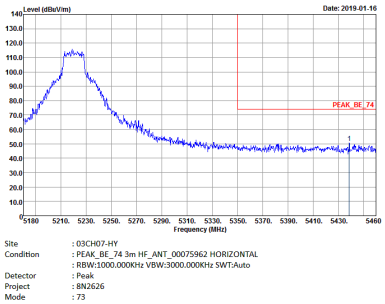	Left blank
Avg.	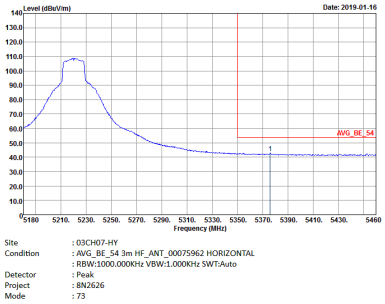	Left blank

WIFI	Band 1 5150~5250MHz Band Edge @ 3m	
ANT	802.11a CH44 5220MHz - L	
1	Vertical	Fundamental
Peak	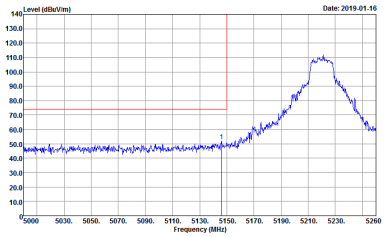 Site : 03CH07-HY Condition : PEAK_BE_74 3m HF_ANT_00075962 VERTICAL : RBW:1000.000KHz VBW:3000.000KHz SWT:Auto Detector : Peak Project : 8N2626 Mode : 73	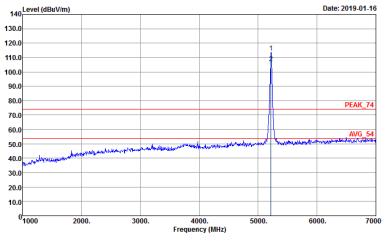 Site : 03CH07-HY Condition : PEAK_74 3m HF_ANT_00075962 VERTICAL : RBW:1000.000KHz VBW:3000.000KHz SWT:Auto Detector : Peak Project : 8N2626 Mode : 73
Avg.	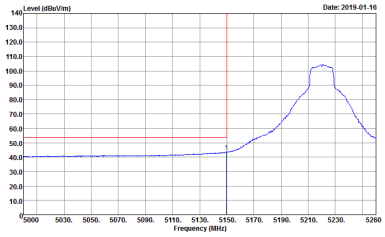 Site : 03CH07-HY Condition : AVG_BE_54 3m HF_ANT_00075962 VERTICAL : RBW:1000.000KHz VBW:1.000KHz SWT:Auto Detector : Peak Project : 8N2626 Mode : 73	Left blank

WIFI	Band 1 5150~5250MHz Band Edge @ 3m	
ANT	802.11a CH44 5220MHz - R	
1	Vertical	Fundamental
Peak	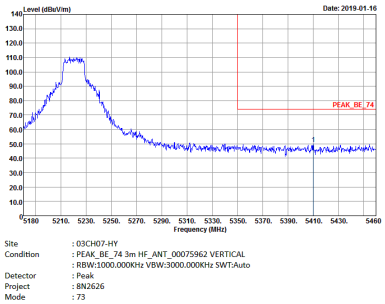	Left blank
Avg.	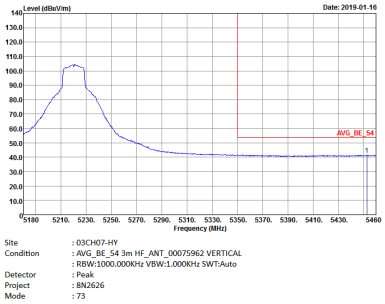	Left blank

WIFI	Band 1 5150~5250MHz Band Edge @ 3m	
ANT	802.11a CH48 5240MHz - L	
1	Horizontal	Fundamental
Peak	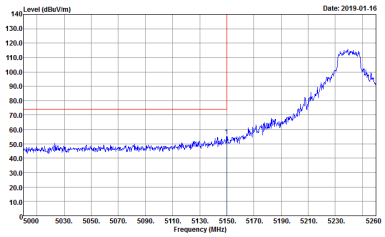 Site : 03CH07-HY Condition : PEAK_BE_74 3m HF_ANT_00075962 HORIZONTAL : RBW:1000.000KHz VBW:3000.000KHz SWT:Auto Detector : Peak Project : 8N2626 Mode : 74	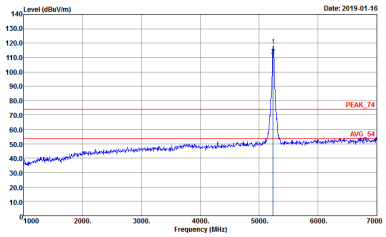 Site : 03CH07-HY Condition : PEAK_74 3m HF_ANT_00075962 HORIZONTAL : RBW:1000.000KHz VBW:3000.000KHz SWT:Auto Detector : Peak Project : 8N2626 Mode : 74
Avg.	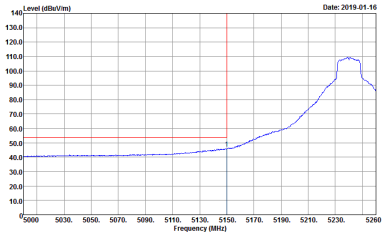 Site : 03CH07-HY Condition : AVG_BE_54 3m HF_ANT_00075962 HORIZONTAL : RBW:1000.000KHz VBW:1.000KHz SWT:Auto Detector : Peak Project : 8N2626 Mode : 74	Left blank

WIFI	Band 1 5150~5250MHz Band Edge @ 3m	
ANT	802.11a CH48 5240MHz - R	
1	Horizontal	Fundamental
Peak	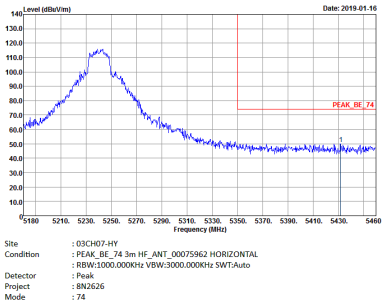	Left blank
Avg.	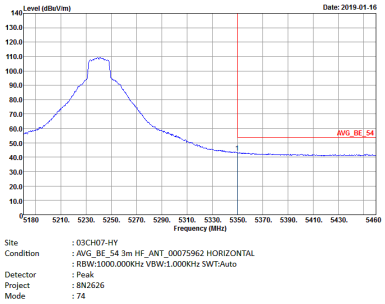	Left blank

WIFI	Band 1 5150~5250MHz Band Edge @ 3m	
ANT	802.11a CH48 5240MHz - L	
1	Vertical	Fundamental
Peak	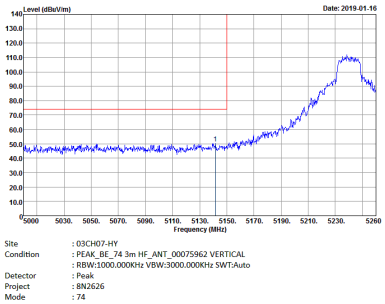	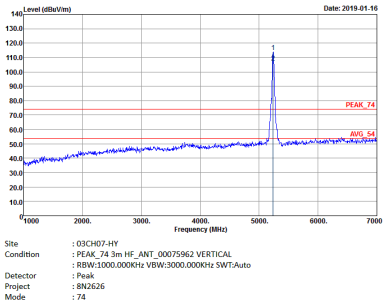
Avg.	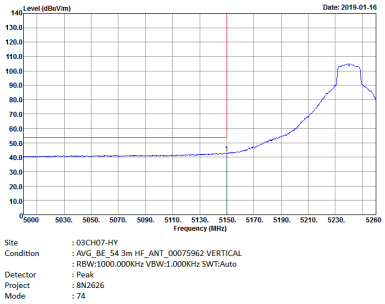	Left blank

WIFI	Band 1 5150~5250MHz Band Edge @ 3m	
ANT	802.11a CH48 5240MHz - R	
1	Vertical	Fundamental
Peak	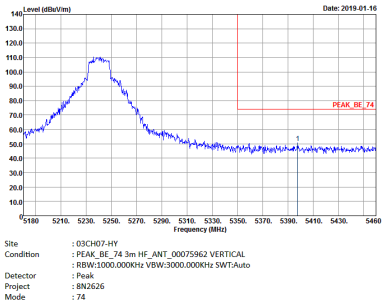	Left blank
Avg.	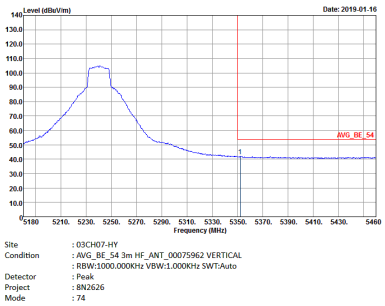	Left blank

Band 1 5150~5250MHz
WIFI 802.11n HT20 (Band Edge @ 3m)

WIFI	Band 1 5150~5250MHz Band Edge @ 3m	
ANT	802.11n HT20 CH36 5180MHz	
1	Horizontal	Fundamental
Peak	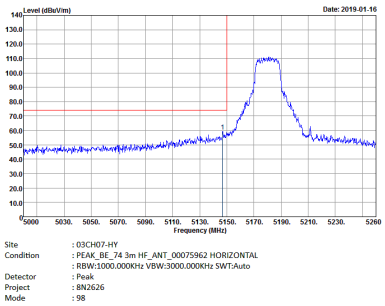	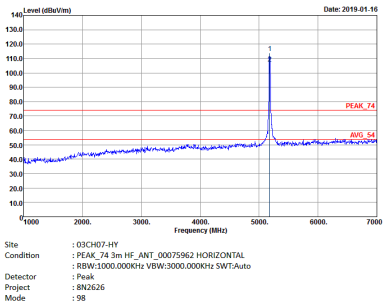
Avg.	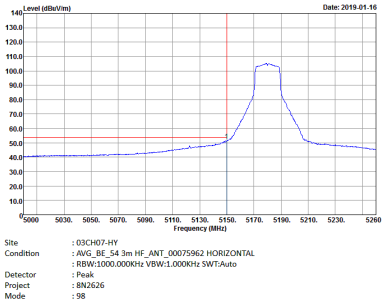	Left blank

WIFI	Band 1 5150~5250MHz Band Edge @ 3m	
ANT	802.11n HT20 CH36 5180MHz	
1	Vertical	Fundamental
Peak	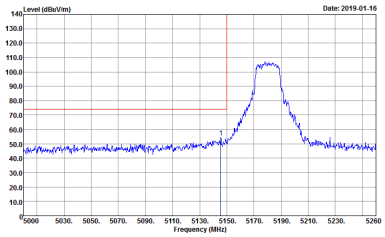 Site : 03CH07-HY Condition : PEAK_BE_74 3m HF_ANT_00075962 VERTICAL : RBW:1000.000KHz VBW:3000.000KHz SWT:Auto Detector : Peak Project : 8N2626 Mode : 98	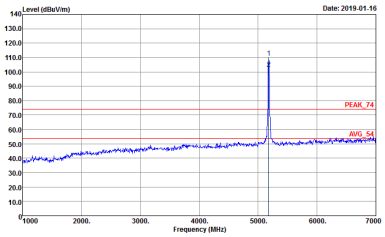 Site : 03CH07-HY Condition : PEAK_74 3m HF_ANT_00075962 VERTICAL : RBW:1000.000KHz VBW:3000.000KHz SWT:Auto Detector : Peak Project : 8N2626 Mode : 98
Avg.	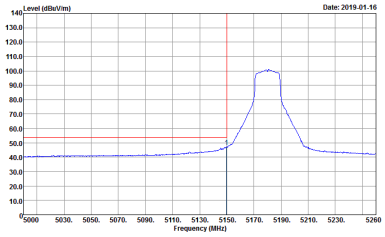 Site : 03CH07-HY Condition : AVG_BE_54 3m HF_ANT_00075962 VERTICAL : RBW:1000.000KHz VBW:1.000KHz SWT:Auto Detector : Peak Project : 8N2626 Mode : 98	Left blank

WIFI	Band 1 5150~5250MHz Band Edge @ 3m	
ANT	802.11n HT20 CH44 5220MHz - L	
1	Horizontal	Fundamental
Peak	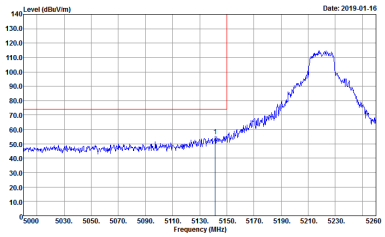 Site : 03CH07-HY Condition : PEAK_BE_74 3m HF_ANT_00075962 HORIZONTAL : RBW:1000.000KHz VBW:3000.000KHz SWT:Auto Detector : Peak Project : 8N2626 Mode : 99	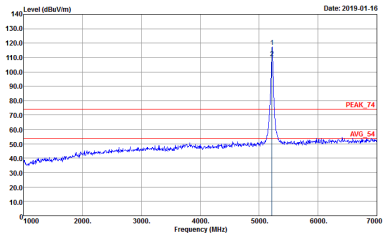 Site : 03CH07-HY Condition : PEAK_74 3m HF_ANT_00075962 HORIZONTAL : RBW:1000.000KHz VBW:3000.000KHz SWT:Auto Detector : Peak Project : 8N2626 Mode : 99
Avg.	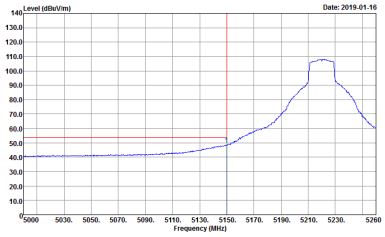 Site : 03CH07-HY Condition : AVG_BE_54 3m HF_ANT_00075962 HORIZONTAL : RBW:1000.000KHz VBW:1.000KHz SWT:Auto Detector : Peak Project : 8N2626 Mode : 99	Left blank

WIFI	Band 1 5150~5250MHz Band Edge @ 3m	
ANT	802.11n HT20 CH44 5220MHz - R	
1	Horizontal	Fundamental
Peak	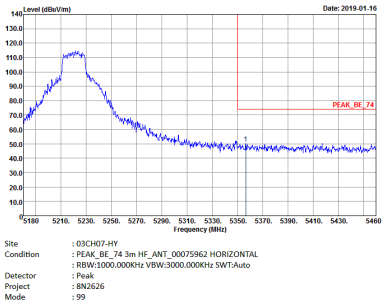	Left blank
Avg.	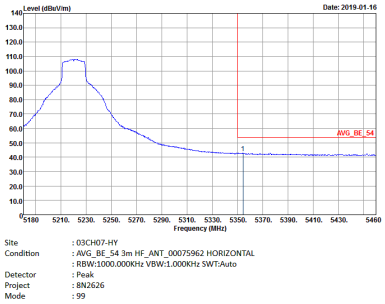	Left blank

WIFI	Band 1 5150~5250MHz Band Edge @ 3m	
ANT	802.11n HT20 CH44 5220MHz - L	
1	Vertical	Fundamental
Peak	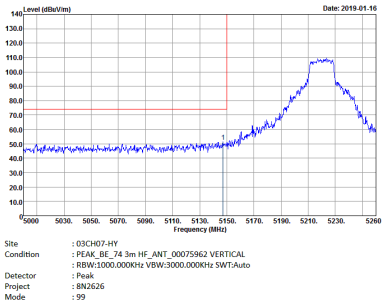	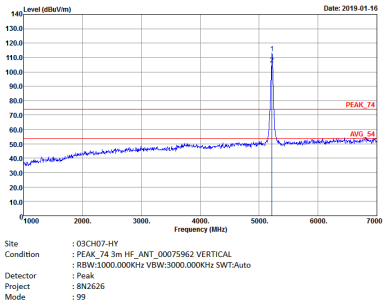
Avg.	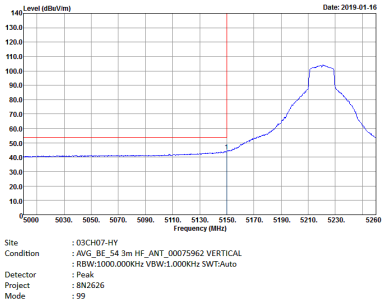	Left blank

WIFI	Band 1 5150~5250MHz Band Edge @ 3m	
ANT	802.11n HT20 CH44 5220MHz - R	
1	Vertical	Fundamental
Peak	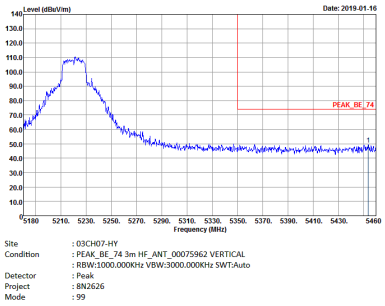	Left blank
Avg.	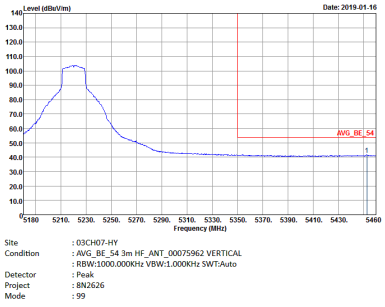	Left blank

WIFI	Band 1 5150~5250MHz Band Edge @ 3m	
ANT	802.11n HT20 CH48 5240MHz - L	
1	Horizontal	Fundamental
Peak	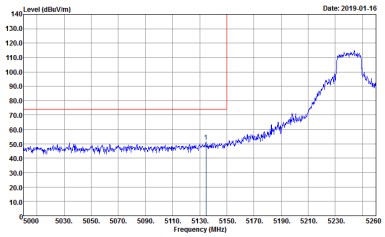 Site : 03CH07-HY Condition : PEAK_BE_74 3m HF_ANT_00075962 HORIZONTAL : RBW:1000.000KHz VBW:3000.000KHz SWT:Auto Detector : Peak Project : 8N2626 Mode : 100	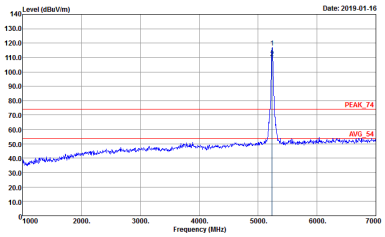 Site : 03CH07-HY Condition : PEAK_74 3m HF_ANT_00075962 HORIZONTAL : RBW:1000.000KHz VBW:3000.000KHz SWT:Auto Detector : Peak Project : 8N2626 Mode : 100
Avg.	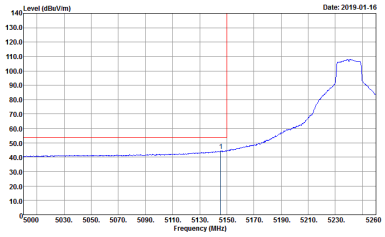 Site : 03CH07-HY Condition : AVG_BE_54 3m HF_ANT_00075962 HORIZONTAL : RBW:1000.000KHz VBW:1.000KHz SWT:Auto Detector : Peak Project : 8N2626 Mode : 100	Left blank

WIFI	Band 1 5150~5250MHz Band Edge @ 3m	
ANT	802.11n HT20 CH48 5240MHz - R	
1	Horizontal	Fundamental
Peak	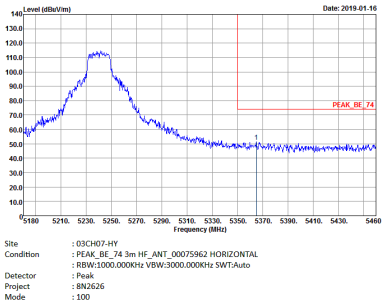	Left blank
Avg.	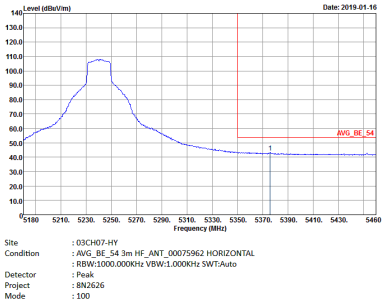	Left blank

WIFI	Band 1 5150~5250MHz Band Edge @ 3m	
ANT	802.11n HT20 CH48 5240MHz - L	
1	Vertical	Fundamental
Peak	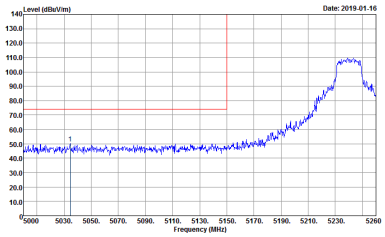 Site : 03CH07-HY Condition : PEAK_BE_74 3m HF_ANT_00075962 VERTICAL : RBW:1000.000KHz VBW:3000.000KHz SWT:Auto Detector : Peak Project : 8N2626 Mode : 100	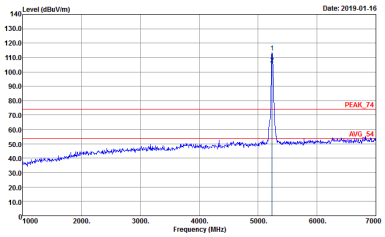 Site : 03CH07-HY Condition : PEAK_74 3m HF_ANT_00075962 VERTICAL : RBW:1000.000KHz VBW:3000.000KHz SWT:Auto Detector : Peak Project : 8N2626 Mode : 100
Avg.	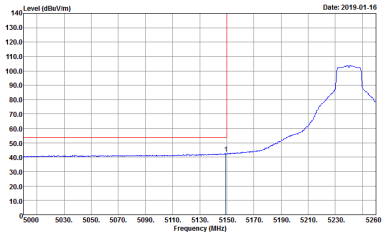 Site : 03CH07-HY Condition : AVG_BE_54 3m HF_ANT_00075962 VERTICAL : RBW:1000.000KHz VBW:1.000KHz SWT:Auto Detector : Peak Project : 8N2626 Mode : 100	Left blank

WIFI	Band 1 5150~5250MHz Band Edge @ 3m	
ANT	802.11n HT20 CH48 5240MHz - R	
1	Vertical	Fundamental
Peak	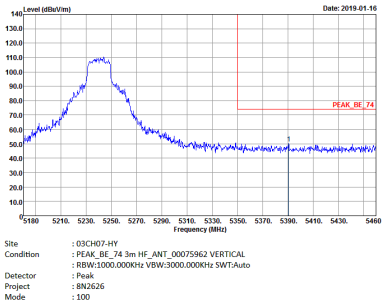	Left blank
Avg.	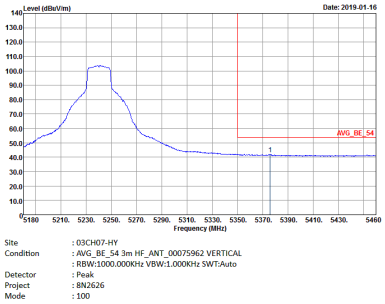	Left blank

Band 1 5150~5250MHz
WIFI 802.11n HT40 (Band Edge @ 3m)

WIFI	Band 1 5150~5250MHz Band Edge @ 3m	
ANT	802.11n HT40 CH38 5190MHz - L	
1	Horizontal	Fundamental
Peak	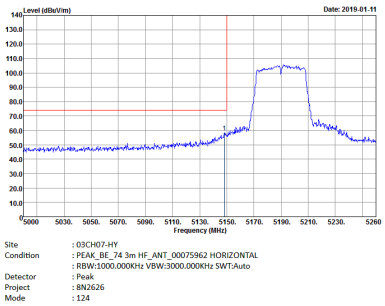	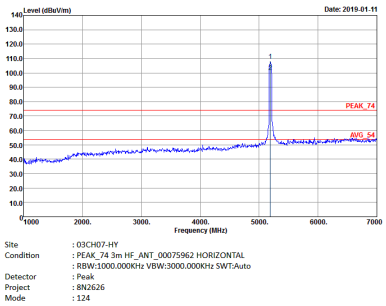
Avg.	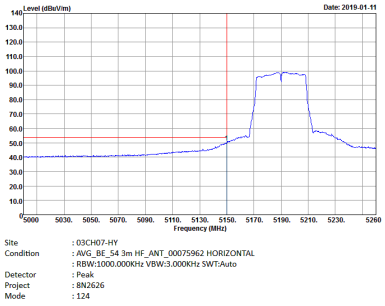	Left blank

WIFI	Band 1 5150~5250MHz Band Edge @ 3m	
ANT	802.11n HT40 CH38 5190MHz - R	
1	Horizontal	Fundamental
Peak	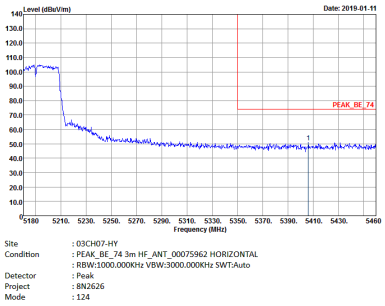	Left blank
Avg.	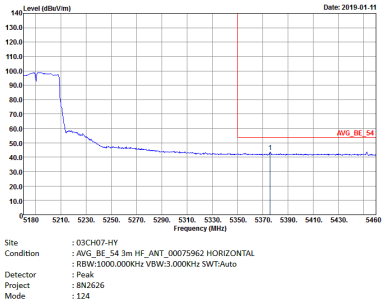	Left blank

WIFI	Band 1 5150~5250MHz Band Edge @ 3m	
ANT	802.11n HT40 CH38 5190MHz - L	
1	Vertical	Fundamental
Peak	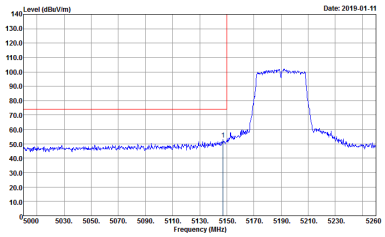 Site : 03CH07-HY Condition : PEAK_BE_74 3m HF_ANT_00075962 VERTICAL : RBW:1000.000KHz VBW:3000.000KHz SWT:Auto Detector : Peak Project : 8N2626 Mode : 124	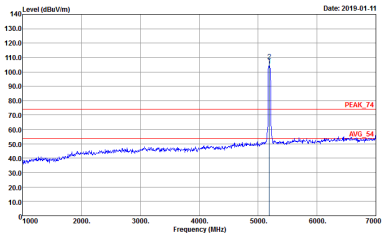 Site : 03CH07-HY Condition : PEAK_74 3m HF_ANT_00075962 VERTICAL : RBW:1000.000KHz VBW:3000.000KHz SWT:Auto Detector : Peak Project : 8N2626 Mode : 124
Avg.	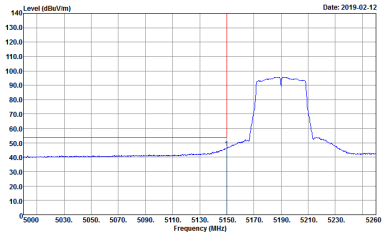 Site : 03CH07-HY Condition : AVG_BE_54 3m HF_ANT_00075962 VERTICAL : RBW:1000.000KHz VBW:3.000KHz SWT:Auto Detector : Peak Project : 8N2626 Mode : 124	Left blank

WIFI	Band 1 5150~5250MHz Band Edge @ 3m	
ANT	802.11n HT40 CH38 5190MHz - R	
1	Vertical	Fundamental
Peak	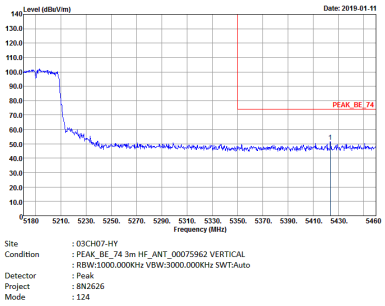	Left blank
Avg.	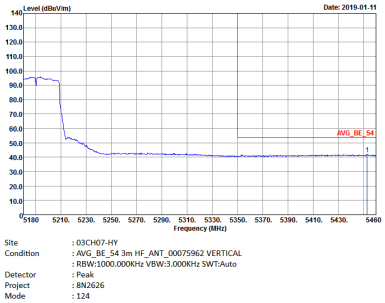	Left blank

WIFI	Band 1 5150~5250MHz Band Edge @ 3m	
ANT	802.11n HT40 CH46 5230MHz - L	
1	Horizontal	Fundamental
Peak	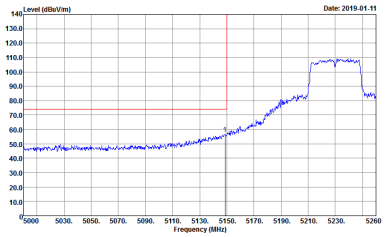 Site : 03CH07-HY Condition : PEAK_BE_74 3m HF_ANT_00075962 HORIZONTAL : RBW:1000.000KHz VBW:3000.000KHz SWT:Auto Detector : Peak Project : 8N2626 Mode : 125	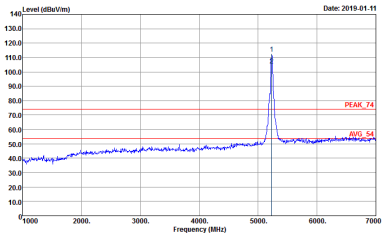 Site : 03CH07-HY Condition : PEAK_74 3m HF_ANT_00075962 HORIZONTAL : RBW:1000.000KHz VBW:3000.000KHz SWT:Auto Detector : Peak Project : 8N2626 Mode : 125
Avg.	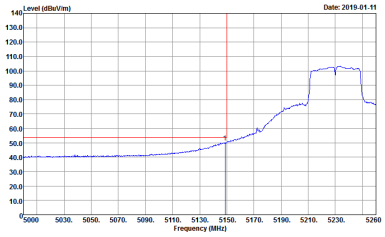 Site : 03CH07-HY Condition : AVG_BE_54 3m HF_ANT_00075962 HORIZONTAL : RBW:1000.000KHz VBW:3.000KHz SWT:Auto Detector : Peak Project : 8N2626 Mode : 125	Left blank

WIFI	Band 1 5150~5250MHz Band Edge @ 3m	
ANT	802.11n HT40 CH46 5230MHz - R	
1	Horizontal	Fundamental
Peak	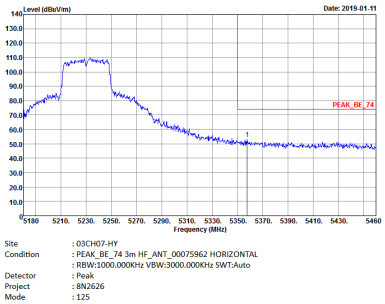	Left blank
Avg.	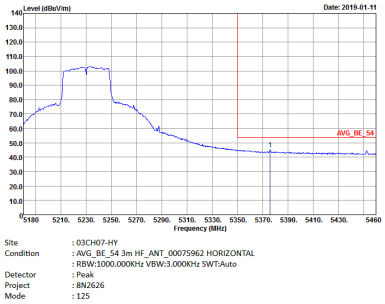	Left blank

WIFI	Band 1 5150~5250MHz Band Edge @ 3m	
ANT	802.11n HT40 CH46 5230MHz - L	
1	Vertical	Fundamental
Peak	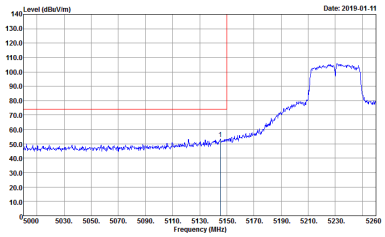 Site : 03CH07-HY Condition : PEAK_BE_74 3m HF_ANT_00075962 VERTICAL : RBW:1000.000KHz VBW:3000.000KHz SWT:Auto Detector : Peak Project : 8N2626 Mode : 125	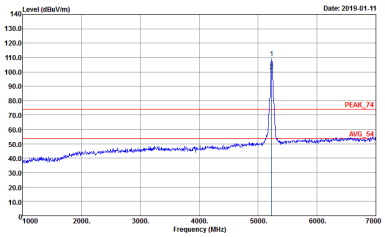 Site : 03CH07-HY Condition : PEAK_74 3m HF_ANT_00075962 VERTICAL : RBW:1000.000KHz VBW:3000.000KHz SWT:Auto Detector : Peak Project : 8N2626 Mode : 125
Avg.	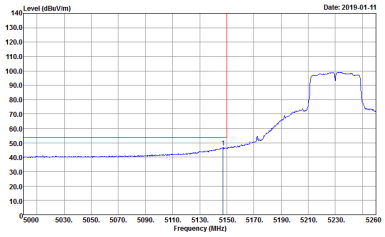 Site : 03CH07-HY Condition : AVG_BE_54 3m HF_ANT_00075962 VERTICAL : RBW:1000.000KHz VBW:3.000KHz SWT:Auto Detector : Peak Project : 8N2626 Mode : 125	Left blank

WIFI	Band 1 5150~5250MHz Band Edge @ 3m	
ANT	802.11n HT40 CH46 5230MHz - R	
1	Vertical	Fundamental
Peak	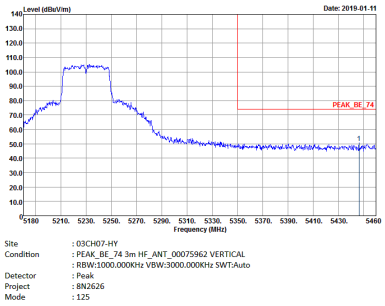	Left blank
Avg.	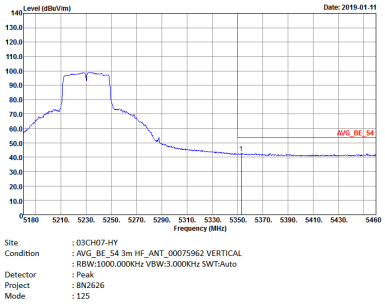	Left blank

Band 1 5150~5250MHz
WIFI 802.11ac VHT80 (Band Edge @ 3m)

WIFI	Band 1 5150~5250MHz Band Edge @ 3m	
ANT	802.11ac VHT80 CH42 5210MHz - L	
1	Horizontal	Fundamental
Peak	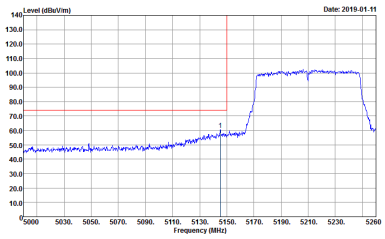 Site : 03CH07-HY Condition : PEAK_BE_74 3m HF_ANT_00075962 HORIZONTAL : RBW:1000.000KHz VBW:3000.000KHz SWT:Auto Detector : Peak Project : 8N2626 Mode : 144	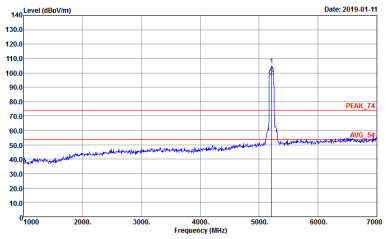 Site : 03CH07-HY Condition : PEAK_74 3m HF_ANT_00075962 HORIZONTAL : RBW:1000.000KHz VBW:3000.000KHz SWT:Auto Detector : Peak Project : 8N2626 Mode : 144
Avg.	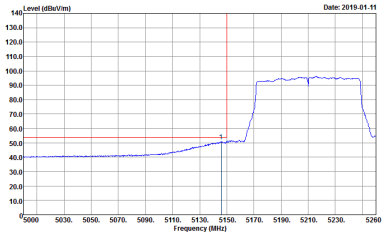 Site : 03CH07-HY Condition : AVG_BE_54 3m HF_ANT_00075962 HORIZONTAL : RBW:1000.000KHz VBW:3.000KHz SWT:Auto Detector : Peak Project : 8N2626 Mode : 144	Left blank

WIFI	Band 1 5150~5250MHz Band Edge @ 3m	
ANT	802.11ac VHT80 CH42 5210MHz - R	
1	Horizontal	Fundamental
Peak	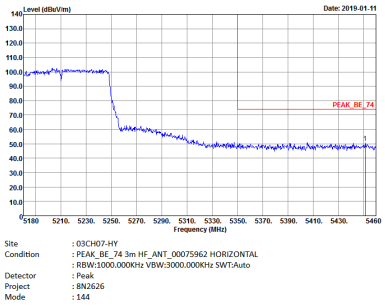	Left blank
Avg.	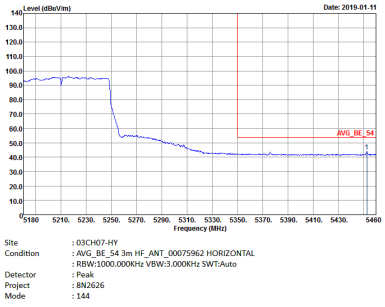	Left blank

WIFI	Band 1 5150~5250MHz Band Edge @ 3m	
ANT	802.11ac VHT80 CH42 5210MHz - L	
1	Vertical	Fundamental
Peak	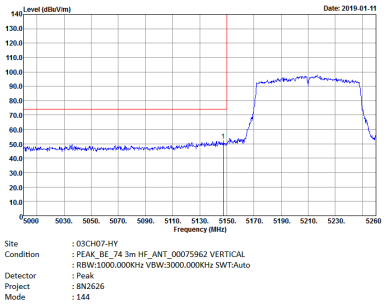	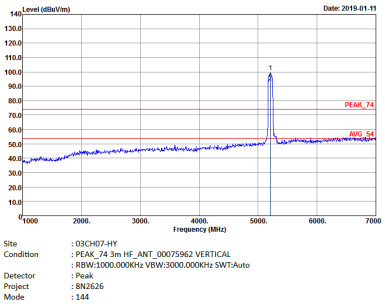
Avg.	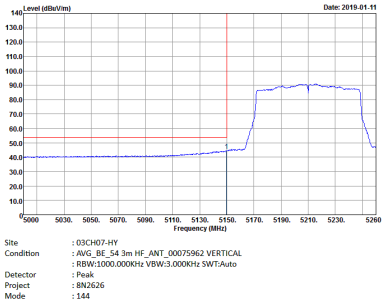	Left blank

WIFI	Band 1 5150~5250MHz Band Edge @ 3m	
ANT	802.11ac VHT80 CH42 5210MHz - R	
1	Vertical	Fundamental
Peak	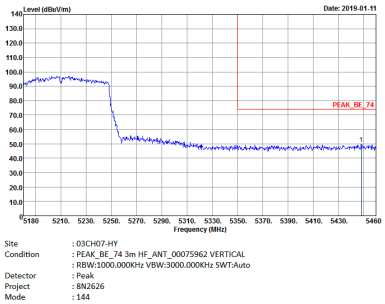	Left blank
Avg.	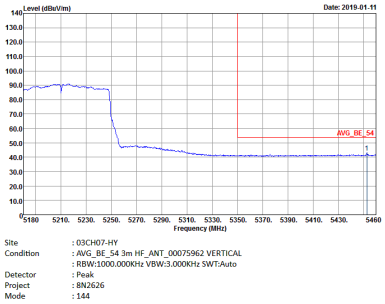	Left blank

Band 1 - 5150~5250MHz

WIFI 802.11a (Harmonic @ 3m)

WIFI	Band 1 5150~5250MHz Harmonic @ 3m	
ANT	802.11a CH36 5180MHz	
1	Horizontal	Vertical
Peak Avg.	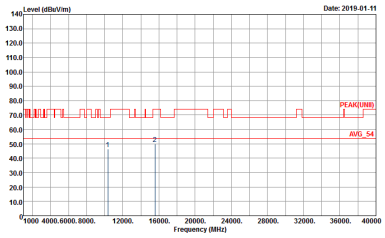 Site : 03CH07-HY Condition : PEAK(UNII) 3m SHF-EHF_131029 HORIZONTAL Detector : Peak Project : 8N2626 Mode : 72	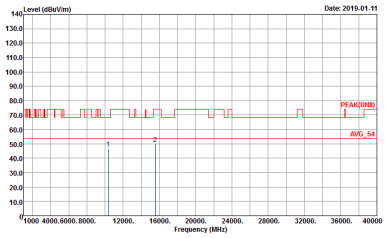 Site : 03CH07-HY Condition : PEAK(UNII) 3m SHF-EHF_131029 VERTICAL Detector : Peak Project : 8N2626 Mode : 72

WIFI	Band 1 5150~5250MHz Harmonic @ 3m	
ANT	802.11a CH44 5220MHz	
1	Horizontal	Vertical
Peak Avg.	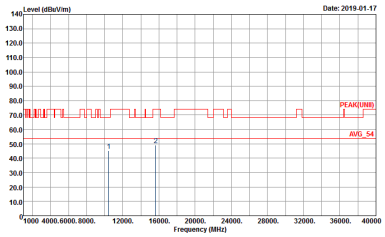 Site : 03CH07-HY Condition : PEAK(UNII) 3m SHF-EHF_131029 HORIZONTAL Detector : Peak Project : 8N2626 Mode : 73	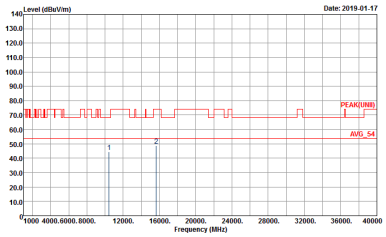 Site : 03CH07-HY Condition : PEAK(UNII) 3m SHF-EHF_131029 VERTICAL Detector : Peak Project : 8N2626 Mode : 73

WIFI	Band 1 5150~5250MHz Harmonic @ 3m	
ANT	802.11a CH48 5240MHz	
1	Horizontal	Vertical
Peak Avg.	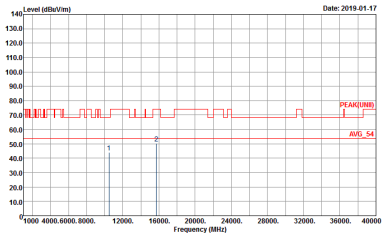 Site : 03CH07-HY Condition : PEAK(UNII) 3m SHF-EHF_131029 HORIZONTAL Detector : Peak Project : 8N2626 Mode : 74	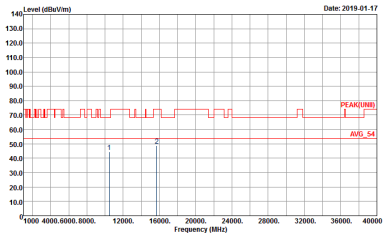 Site : 03CH07-HY Condition : PEAK(UNII) 3m SHF-EHF_131029 VERTICAL Detector : Peak Project : 8N2626 Mode : 74

Band 1 5150~5250MHz
WIFI 802.11n HT20 (Harmonic @ 3m)

WIFI	Band 1 5150~5250MHz Harmonic @ 3m	
ANT	802.11n HT20 CH36 5180MHz	
1	Horizontal	Vertical
Peak Avg.	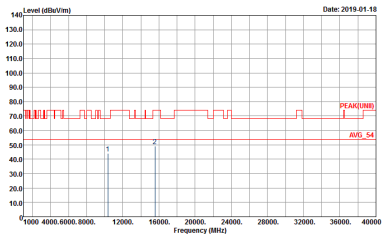 Site : 03CH07-HY Condition : PEAK(UNII) 3m SHF-EHF_131029 HORIZONTAL Detector : Peak Project : 8N2626 Mode : 98	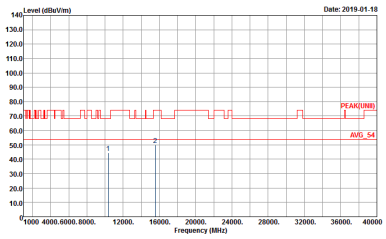 Site : 03CH07-HY Condition : PEAK(UNII) 3m SHF-EHF_131029 VERTICAL Detector : Peak Project : 8N2626 Mode : 98

WIFI	Band 1 5150~5250MHz Harmonic @ 3m	
ANT	802.11n HT20 CH44 5220MHz	
1	Horizontal	Vertical
Peak Avg.	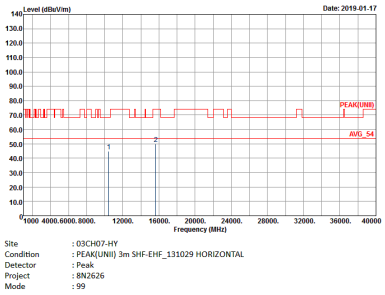 Site : 03CH07-HY Condition : PEAK(UNII) 3m SHF-EHF_131029 HORIZONTAL Detector : Peak Project : 8N2626 Mode : 99	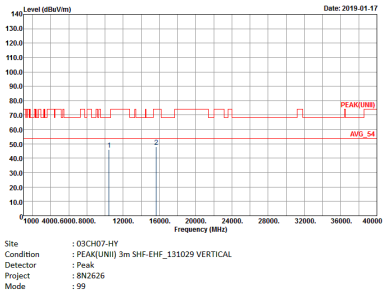 Site : 03CH07-HY Condition : PEAK(UNII) 3m SHF-EHF_131029 VERTICAL Detector : Peak Project : 8N2626 Mode : 99

WIFI	Band 1 5150~5250MHz Harmonic @ 3m	
ANT	802.11n HT20 CH48 5240MHz	
1	Horizontal	Vertical
Peak Avg.	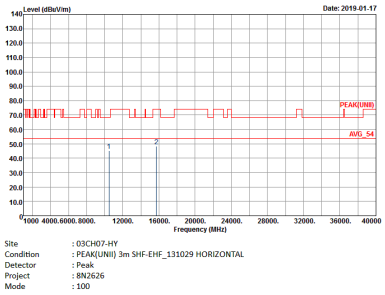 Site : 03CH07-HY Condition : PEAK(UNII) 3m SHF-EHF_131029 HORIZONTAL Detector : Peak Project : 8N2626 Mode : 100	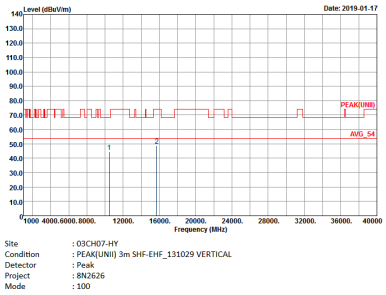 Site : 03CH07-HY Condition : PEAK(UNII) 3m SHF-EHF_131029 VERTICAL Detector : Peak Project : 8N2626 Mode : 100

Band 1 5150~5250MHz
WIFI 802.11n HT40 (Harmonic @ 3m)

WIFI	Band 1 5150~5250MHz Harmonic @ 3m	
ANT	802.11n HT40 CH38 5190MHz	
1	Horizontal	Vertical
Peak Avg.	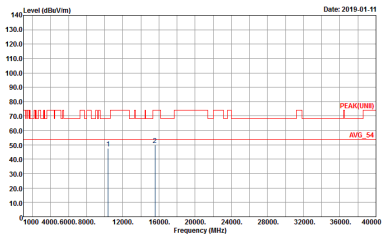 Site : 03CH07-HY Condition : PEAK(UNII) 3m SHF-EHF_131029 HORIZONTAL Detector : Peak Project : 8N2626 Mode : 124	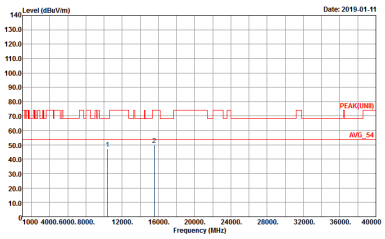 Site : 03CH07-HY Condition : PEAK(UNII) 3m SHF-EHF_131029 VERTICAL Detector : Peak Project : 8N2626 Mode : 124

WIFI	Band 1 5150~5250MHz Harmonic @ 3m	
ANT	802.11n HT40 CH46 5230MHz	
1	Horizontal	Vertical
Peak Avg.	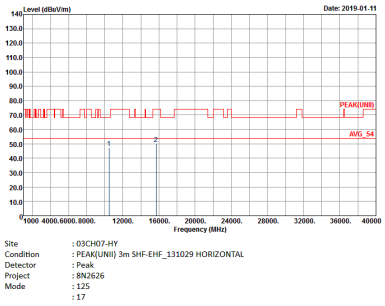 	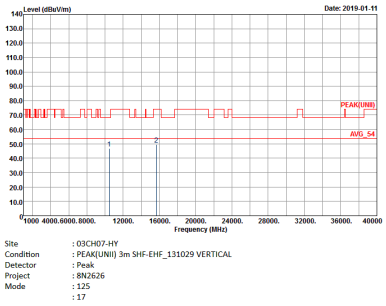

Band 1 5150~5250MHz

WIFI 802.11ac VHT80 (Harmonic @ 3m)

WIFI	Band 1 5150~5250MHz Harmonic @ 3m	
ANT	802.11ac VHT80 CH42 5210MHz	
1	Horizontal	Vertical
Peak Avg.	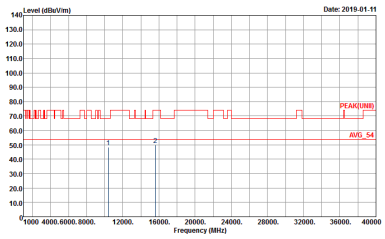 Site : 03CH07-HY Condition : PEAK(UNII) 3m SHF-EHF_131029 HORIZONTAL Detector : Peak Project : 8N2626 Mode : 144	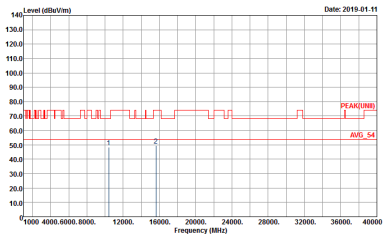 Site : 03CH07-HY Condition : PEAK(UNII) 3m SHF-EHF_131029 VERTICAL Detector : Peak Project : 8N2626 Mode : 144

Band 2 - 5250~5350MHz

WIFI 802.11a (Band Edge @ 3m)

WIFI	Band 2 5250~5350MHz Band Edge @ 3m	
ANT	802.11a CH52 5260MHz - L	
1	Horizontal	Fundamental
Peak	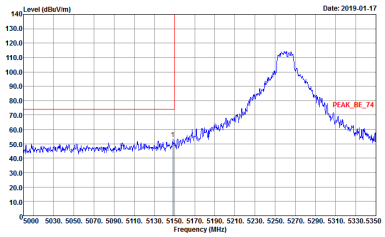 Site : 03CH07-HY Condition : PEAK_BE_74 3m HF_ANT_00075962 HORIZONTAL : RBW:1000.000KHz VBW:3000.000KHz SWT:Auto Detector : Peak Project : 8N2626 Mode : 75	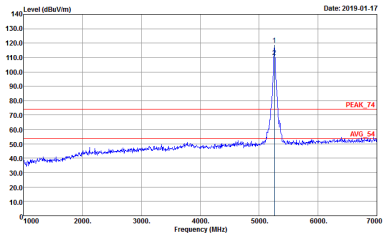 Site : 03CH07-HY Condition : PEAK_74 3m HF_ANT_00075962 HORIZONTAL : RBW:1000.000KHz VBW:3000.000KHz SWT:Auto Detector : Peak Project : 8N2626 Mode : 75
Avg.	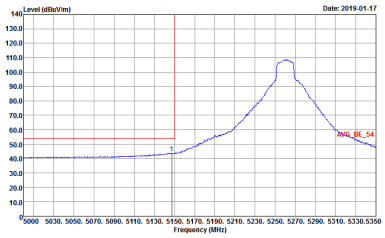 Site : 03CH07-HY Condition : AVG_BE_54 3m HF_ANT_00075962 HORIZONTAL : RBW:1000.000KHz VBW:1.000KHz SWT:Auto Detector : Peak Project : 8N2626 Mode : 75	Left blank

WIFI	Band 2 5250~5350MHz Band Edge @ 3m	
ANT	802.11a CH52 5260MHz - R	
1	Horizontal	Fundamental
Peak	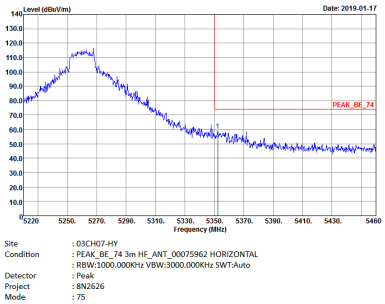	Left blank
Avg.	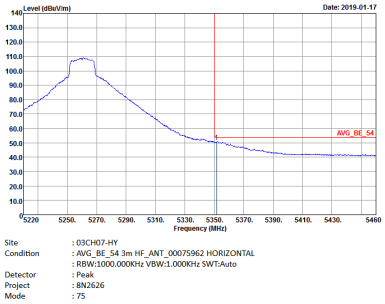	Left blank

WIFI	Band 2 5250~5350MHz Band Edge @ 3m	
ANT	802.11a CH52 5260MHz - L	
1	Vertical	Fundamental
Peak	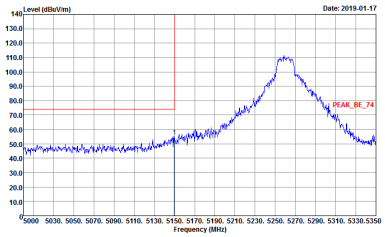 Site : 03CH07-HY Condition : PEAK_BE_74 3m HF_ANT_00075962 VERTICAL : RBW:1000.000KHz VBW:3000.000KHz SWT:Auto Detector : Peak Project : 8N2626 Mode : 75	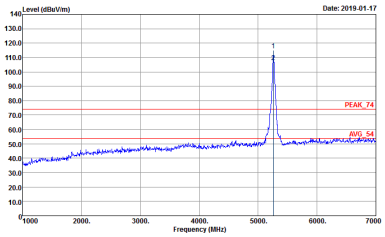 Site : 03CH07-HY Condition : PEAK_74 3m HF_ANT_00075962 VERTICAL : RBW:1000.000KHz VBW:3000.000KHz SWT:Auto Detector : Peak Project : 8N2626 Mode : 75
Avg.	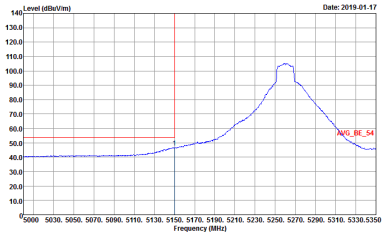 Site : 03CH07-HY Condition : AVG_BE_54 3m HF_ANT_00075962 VERTICAL : RBW:1000.000KHz VBW:1.000KHz SWT:Auto Detector : Peak Project : 8N2626 Mode : 75	Left blank

WIFI	Band 2 5250~5350MHz Band Edge @ 3m	
ANT	802.11a CH52 5260MHz - R	
1	Vertical	Fundamental
Peak	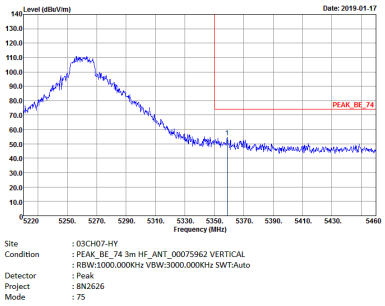	Left blank
Avg.	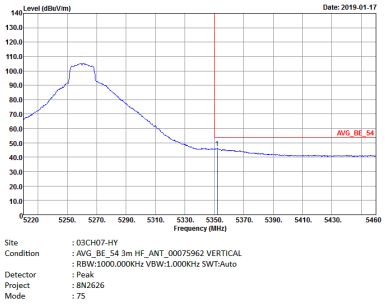	Left blank

WIFI	Band 2 5250~5350MHz Band Edge @ 3m	
ANT	802.11a CH60 5300MHz - L	
1	Horizontal	Fundamental
Peak	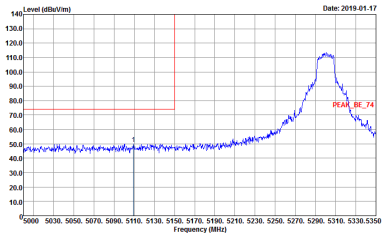 Site : 03CH07-HY Condition : PEAK_BE_74 3m HF_ANT_00075962 HORIZONTAL : RBW:1000.000KHz VBW:3000.000KHz SWT:Auto Detector : Peak Project : 8N2626 Mode : 76	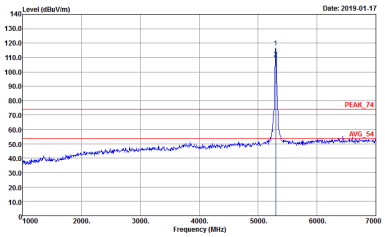 Site : 03CH07-HY Condition : PEAK_74 3m HF_ANT_00075962 HORIZONTAL : RBW:1000.000KHz VBW:3000.000KHz SWT:Auto Detector : Peak Project : 8N2626 Mode : 76
Avg.	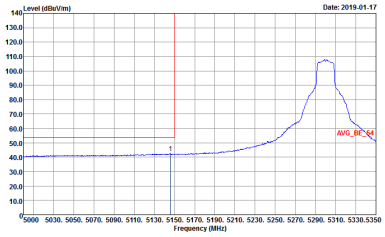 Site : 03CH07-HY Condition : AVG_BE_54 3m HF_ANT_00075962 HORIZONTAL : RBW:1000.000KHz VBW:1.000KHz SWT:Auto Detector : Peak Project : 8N2626 Mode : 76	Left blank

WIFI	Band 2 5250~5350MHz Band Edge @ 3m	
ANT	802.11a CH60 5300MHz - R	
1	Horizontal	Fundamental
Peak	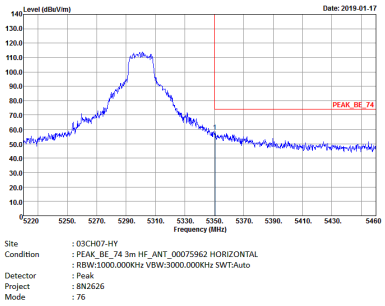	Left blank
Avg.	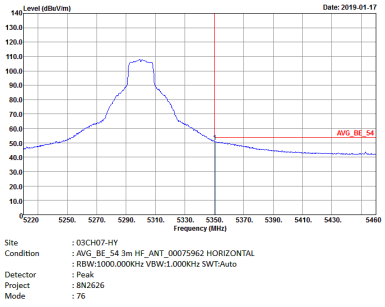	Left blank

WIFI	Band 2 5250~5350MHz Band Edge @ 3m	
ANT	802.11a CH60 5300MHz - L	
1	Vertical	Fundamental
Peak	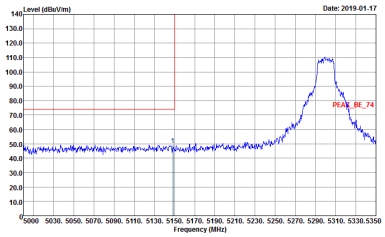 Site : 03CH07-HY Condition : PEAK_BE_74 3m HF_ANT_00075962 VERTICAL : RBW:1000.000KHz VBW:3000.000KHz SWT:Auto Detector : Peak Project : 8N2626 Mode : 76	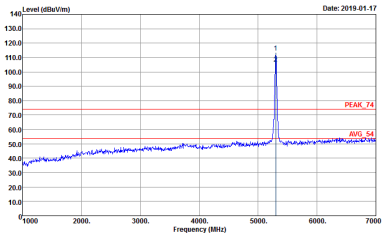 Site : 03CH07-HY Condition : PEAK_74 3m HF_ANT_00075962 VERTICAL : RBW:1000.000KHz VBW:3000.000KHz SWT:Auto Detector : Peak Project : 8N2626 Mode : 76
Avg.	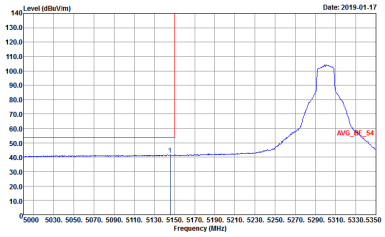 Site : 03CH07-HY Condition : AVG_BE_54 3m HF_ANT_00075962 VERTICAL : RBW:1000.000KHz VBW:1.000KHz SWT:Auto Detector : Peak Project : 8N2626 Mode : 76	Left blank

WIFI	Band 2 5250~5350MHz Band Edge @ 3m	
ANT	802.11a CH60 5300MHz - R	
1	Vertical	Fundamental
Peak	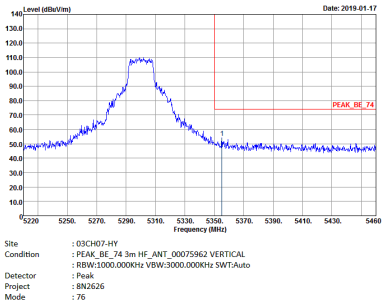	Left blank
Avg.	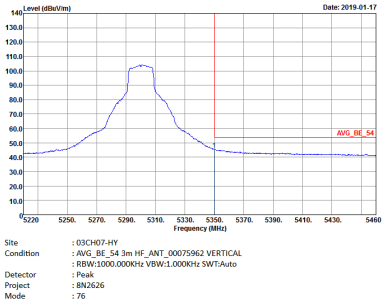	Left blank

WIFI	Band 2 5250~5350MHz Band Edge @ 3m	
ANT	802.11a CH64 5320MHz	
1	Horizontal	Fundamental
Peak	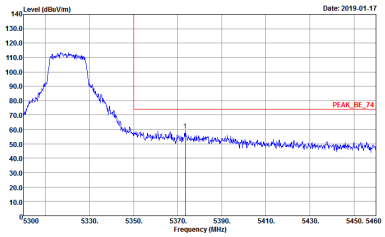 Site : 03CH07-HY Condition : PEAK_BE_74 3m HF_ANT_00075962 HORIZONTAL : RBW:1000.000KHz VBW:3000.000KHz SWT:Auto Detector : Peak Project : 8N2626 Mode : 77	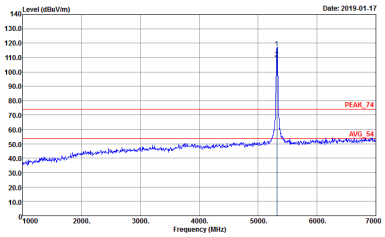 Site : 03CH07-HY Condition : PEAK_74 3m HF_ANT_00075962 HORIZONTAL : RBW:1000.000KHz VBW:3000.000KHz SWT:Auto Detector : Peak Project : 8N2626 Mode : 77
Avg.	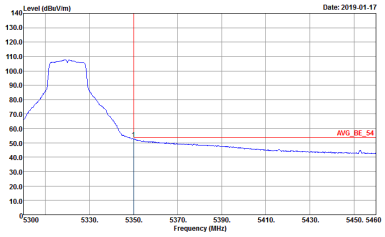 Site : 03CH07-HY Condition : AVG_BE_54 3m HF_ANT_00075962 HORIZONTAL : RBW:1000.000KHz VBW:1.000KHz SWT:Auto Detector : Peak Project : 8N2626 Mode : 77	Left blank

WIFI	Band 2 5250~5350MHz Band Edge @ 3m	
ANT	802.11a CH64 5320MHz	
1	Vertical	Fundamental
Peak	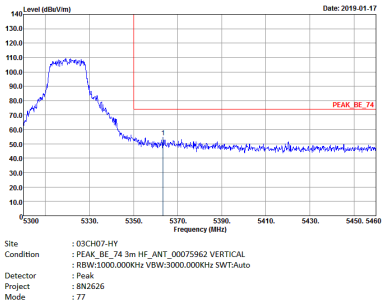	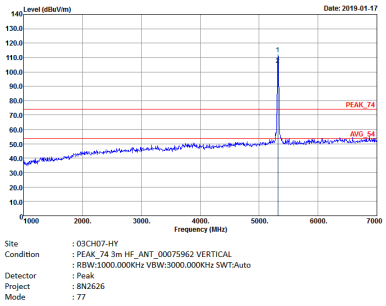
Avg.	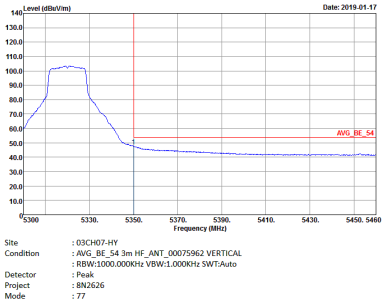	Left blank

Band 2 5250~5350MHz
WIFI 802.11n HT20 (Band Edge @ 3m)

WIFI	Band 2 5250~5350MHz Band Edge @ 3m	
ANT	802.11n HT20 CH52 5260MHz - L	
1	Horizontal	Fundamental
Peak	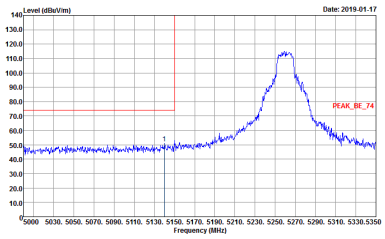 Site : 03CH07-HY Condition : PEAK_BE_74 3m HF_ANT_00075962 HORIZONTAL : RBW:1000.000KHz VBW:3000.000KHz SWT:Auto Detector : Peak Project : 8N2626 Mode : 114	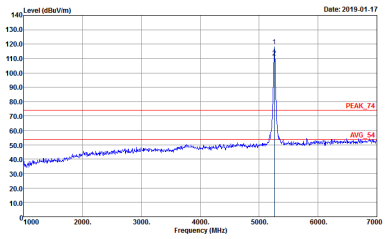 Site : 03CH07-HY Condition : PEAK_74 3m HF_ANT_00075962 HORIZONTAL : RBW:1000.000KHz VBW:3000.000KHz SWT:Auto Detector : Peak Project : 8N2626 Mode : 114
Avg.	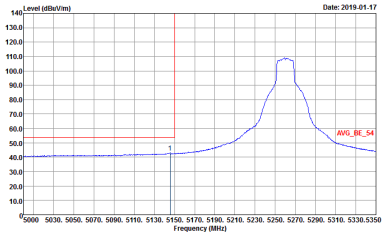 Site : 03CH07-HY Condition : AVG_BE_54 3m HF_ANT_00075962 HORIZONTAL : RBW:1000.000KHz VBW:1.000KHz SWT:Auto Detector : Peak Project : 8N2626 Mode : 114	Left blank

WIFI	Band 2 5250~5350MHz Band Edge @ 3m	
ANT	802.11n HT20 CH52 5260MHz - R	
1	Horizontal	Fundamental
Peak	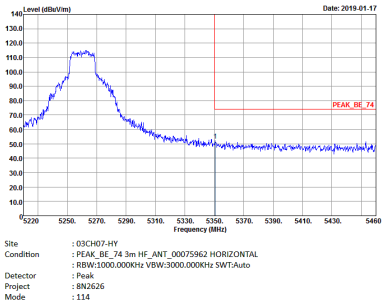	Left blank
Avg.	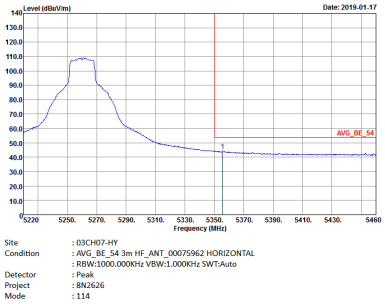	Left blank

WIFI	Band 2 5250~5350MHz Band Edge @ 3m	
ANT	802.11n HT20 CH52 5260MHz - L	
1	Vertical	Fundamental
Peak	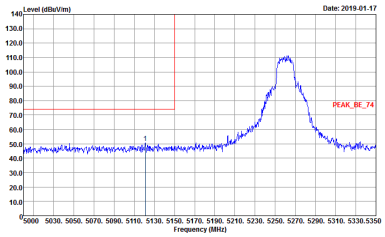 Site : 03CH07-HY Condition : PEAK_BE_74 3m HF_ANT_00075962 VERTICAL : RBW:1000.000KHz VBW:3000.000KHz SWT:Auto Detector : Peak Project : 8N2626 Mode : 114	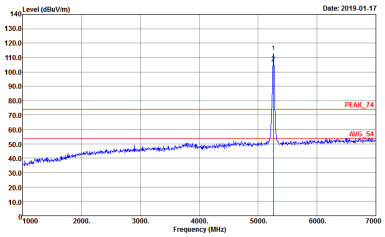 Site : 03CH07-HY Condition : PEAK_74 3m HF_ANT_00075962 VERTICAL : RBW:1000.000KHz VBW:3000.000KHz SWT:Auto Detector : Peak Project : 8N2626 Mode : 114
Avg.	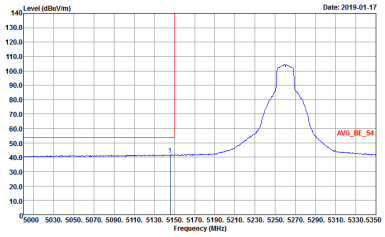 Site : 03CH07-HY Condition : AVG_BE_54 3m HF_ANT_00075962 VERTICAL : RBW:1000.000KHz VBW:1.000KHz SWT:Auto Detector : Peak Project : 8N2626 Mode : 114	Left blank

WIFI	Band 2 5250~5350MHz Band Edge @ 3m	
ANT	802.11n HT20 CH52 5260MHz - R	
1	Vertical	Fundamental
Peak	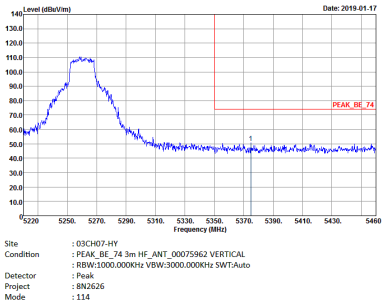	Left blank
Avg.	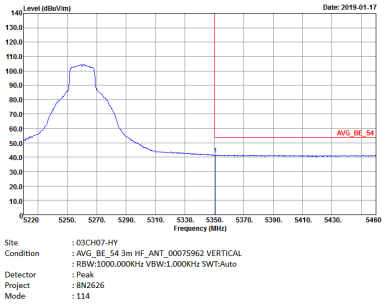	Left blank

WIFI	Band 2 5250~5350MHz Band Edge @ 3m	
ANT	802.11n HT20 CH60 5300MHz - L	
1	Horizontal	Fundamental
Peak	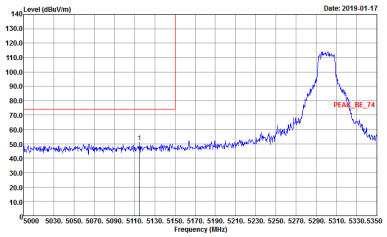 Site : 03CH07-HY Condition : PEAK_BE_74 3m HF_ANT_00075962 HORIZONTAL : RBW:1000.000KHz VBW:3000.000KHz SWT:Auto Detector : Peak Project : 8N2626 Mode : 102	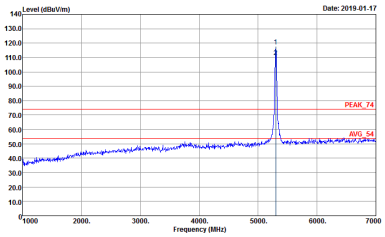 Site : 03CH07-HY Condition : PEAK_74 3m HF_ANT_00075962 HORIZONTAL : RBW:1000.000KHz VBW:3000.000KHz SWT:Auto Detector : Peak Project : 8N2626 Mode : 102
Avg.	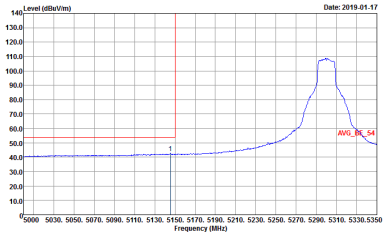 Site : 03CH07-HY Condition : AVG_BE_54 3m HF_ANT_00075962 HORIZONTAL : RBW:1000.000KHz VBW:1.000KHz SWT:Auto Detector : Peak Project : 8N2626 Mode : 102	Left blank

WIFI	Band 2 5250~5350MHz Band Edge @ 3m	
ANT	802.11n HT20 CH60 5300MHz - R	
1	Horizontal	Vertical
Peak	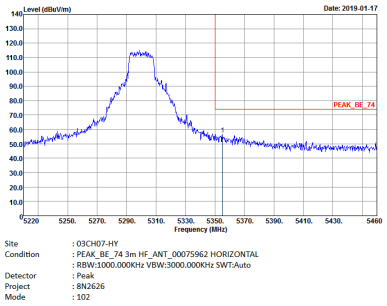	Left blank
Avg.	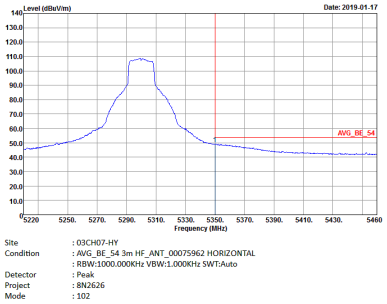	Left blank

WIFI	Band 2 5250~5350MHz Band Edge @ 3m	
ANT	802.11n HT20 CH60 5300MHz - L	
1	Vertical	Fundamental
Peak	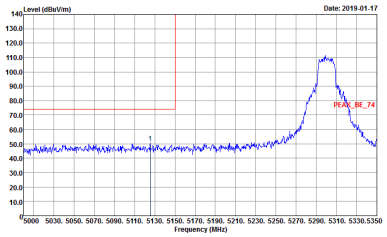 Site : 03CH07-HY Condition : PEAK_BE_74 3m HF_ANT_00075962 VERTICAL : RBW:1000.000KHz VBW:3000.000KHz SWT:Auto Detector : Peak Project : 8N2626 Mode : 102	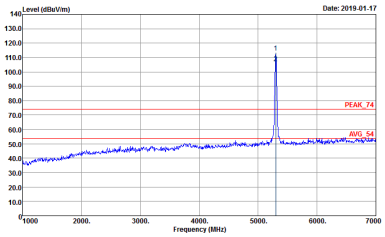 Site : 03CH07-HY Condition : PEAK_74 3m HF_ANT_00075962 VERTICAL : RBW:1000.000KHz VBW:3000.000KHz SWT:Auto Detector : Peak Project : 8N2626 Mode : 102
Avg.	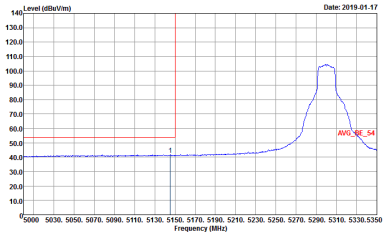 Site : 03CH07-HY Condition : AVG_BE_54 3m HF_ANT_00075962 VERTICAL : RBW:1000.000KHz VBW:1.000KHz SWT:Auto Detector : Peak Project : 8N2626 Mode : 102	Left blank

WIFI	Band 2 5250~5350MHz Band Edge @ 3m	
ANT	802.11n HT20 CH60 5300MHz - R	
1	Vertical	Fundamental
Peak	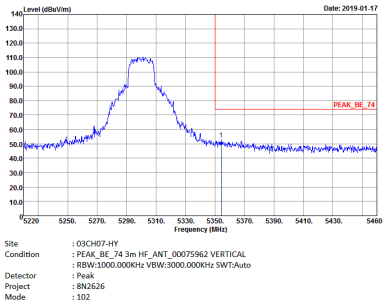	Left blank
Avg.	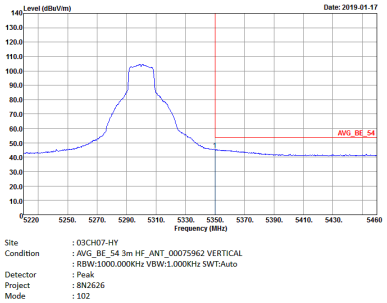	Left blank