Test Mode :	802.11g	Test Channel :	06

100kHz PSD reference Level	Middle Channel Plot
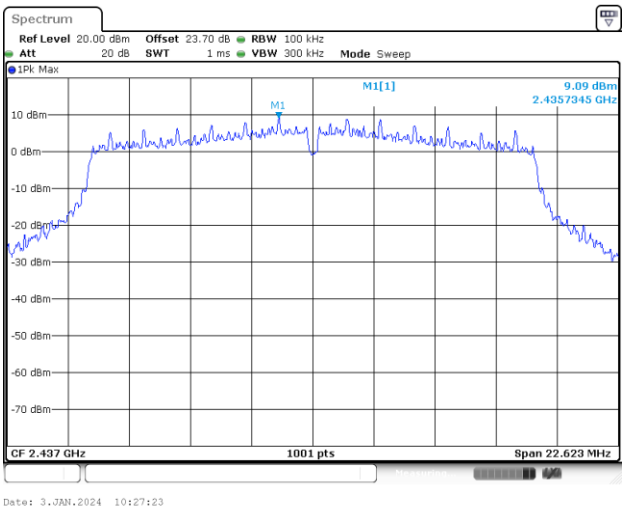	

Spurious Emission 30MHz~1GHz	Spurious Emission 1GHz~26.5GHz
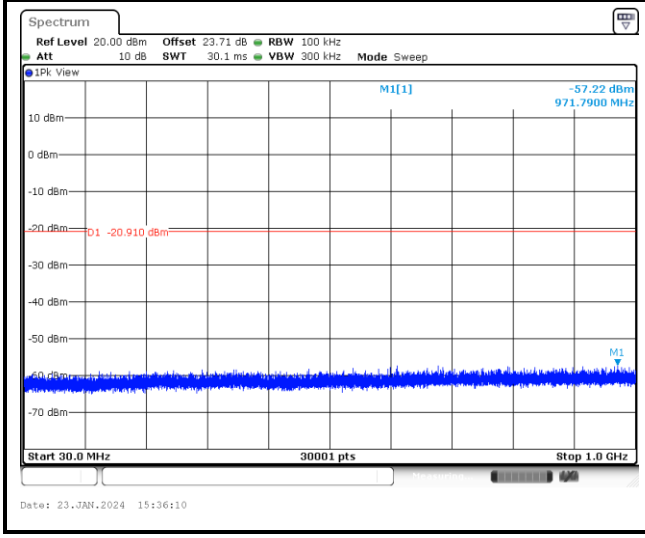	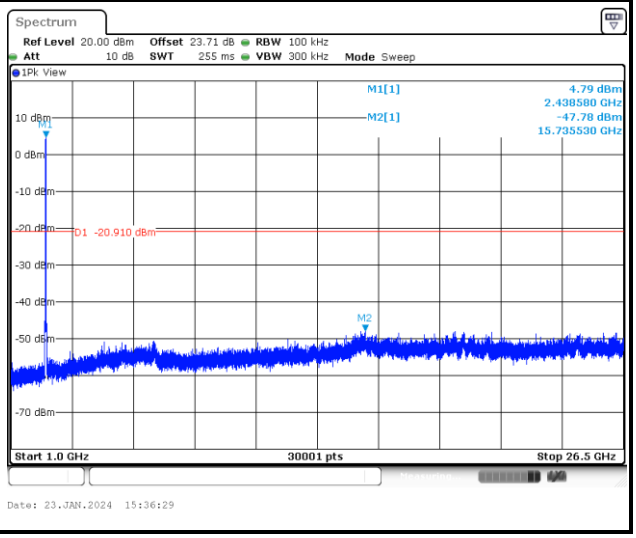

Test Mode :	802.11g	Test Channel :	11

100kHz PSD reference Level	High Channel Plot
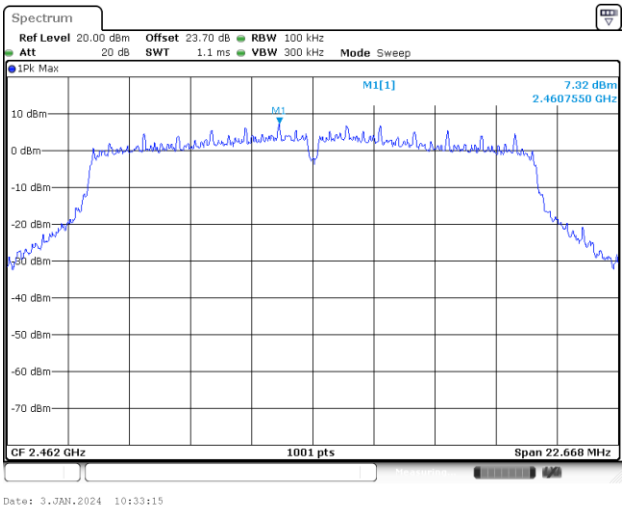	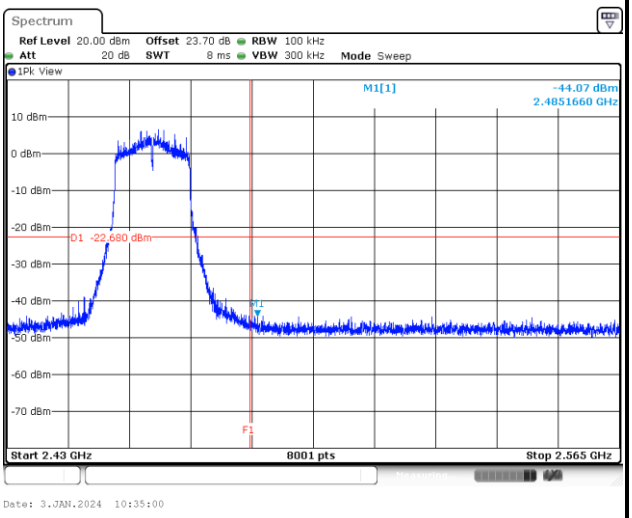
Spurious Emission 30MHz~1GHz	**Spurious Emission 1GHz~26.5GHz**
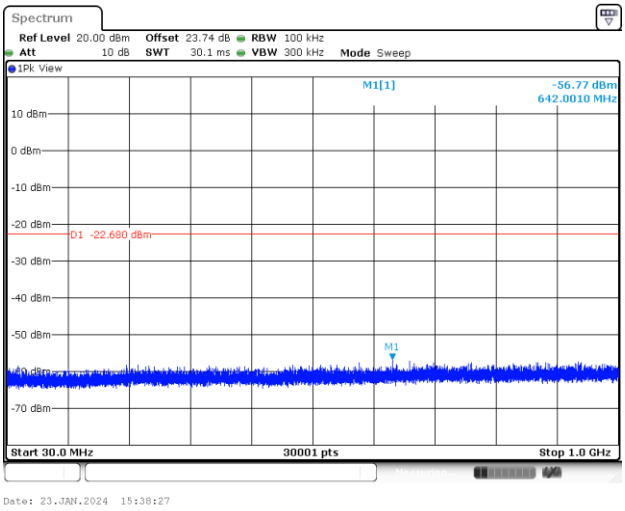	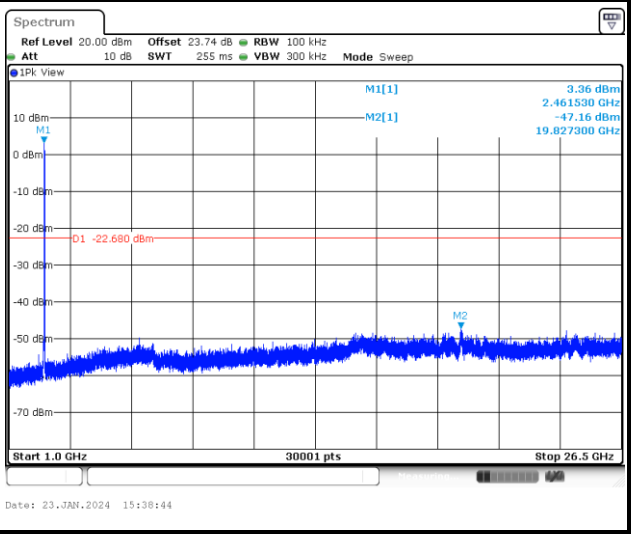

Test Mode :	802.11ac VHT20	Test Channel :	01

100kHz PSD reference Level	Low Channel Plot
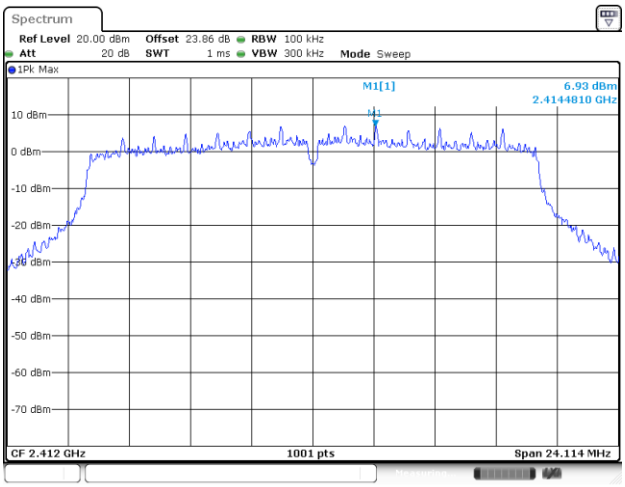	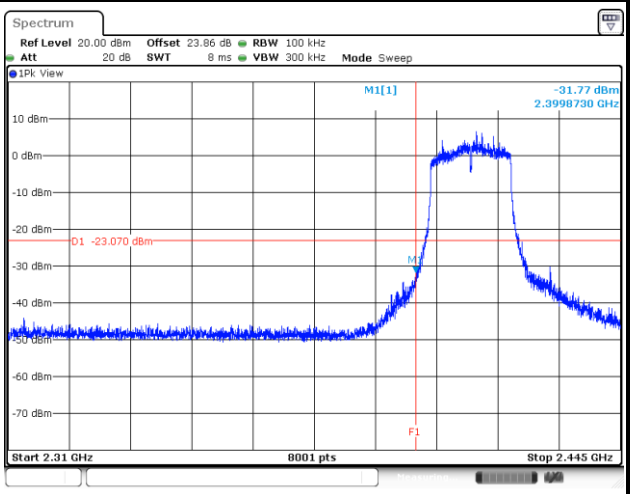
Spurious Emission 30MHz~1GHz	**Spurious Emission 1GHz~26.5GHz**
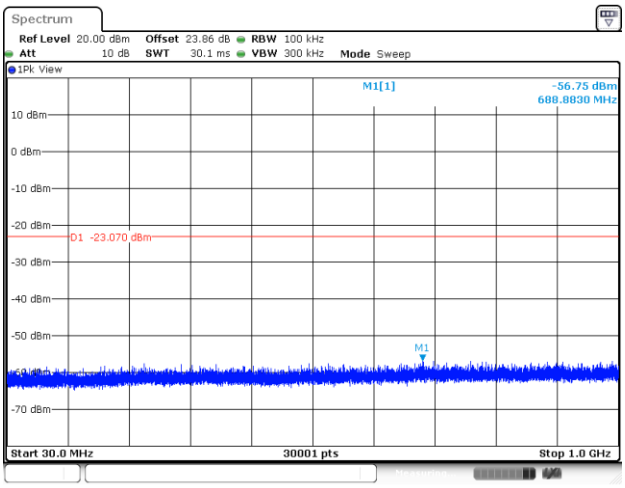	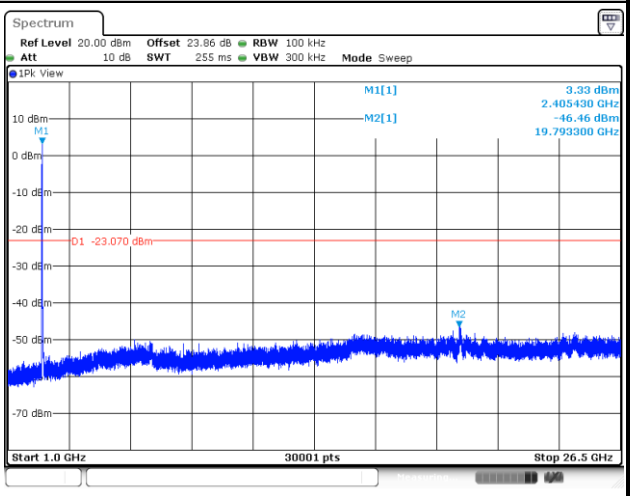

Test Mode :	802.11ac VHT20	Test Channel :	06

100kHz PSD reference Level	Middle Channel Plot
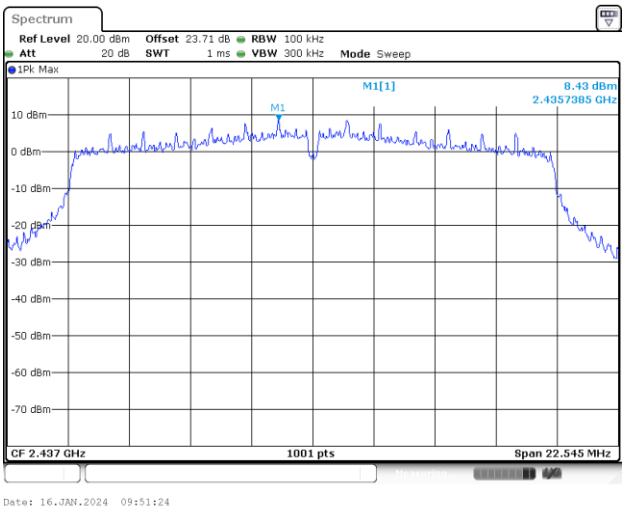	

Spurious Emission 30MHz~1GHz	Spurious Emission 1GHz~26.5GHz
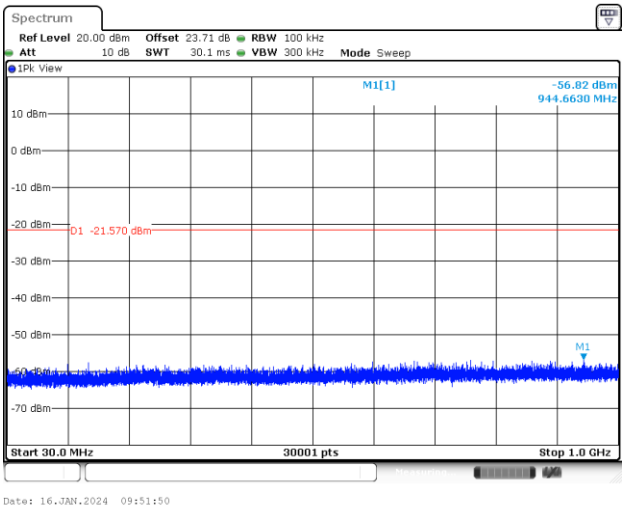	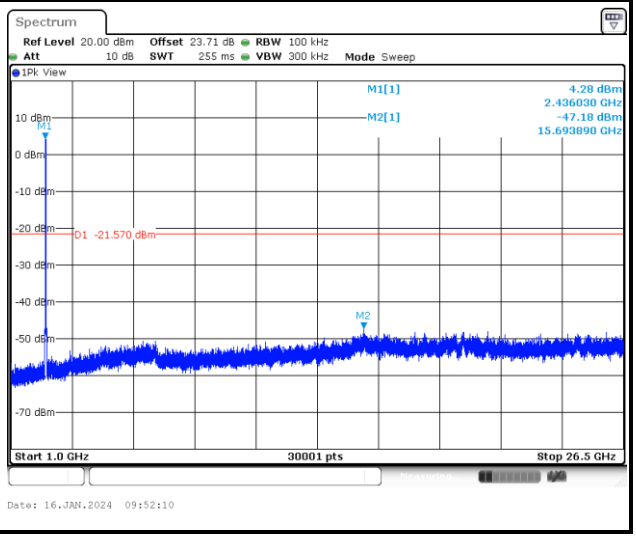

Test Mode :	802.11ac VHT20	Test Channel :	11

100kHz PSD reference Level	High Channel Plot
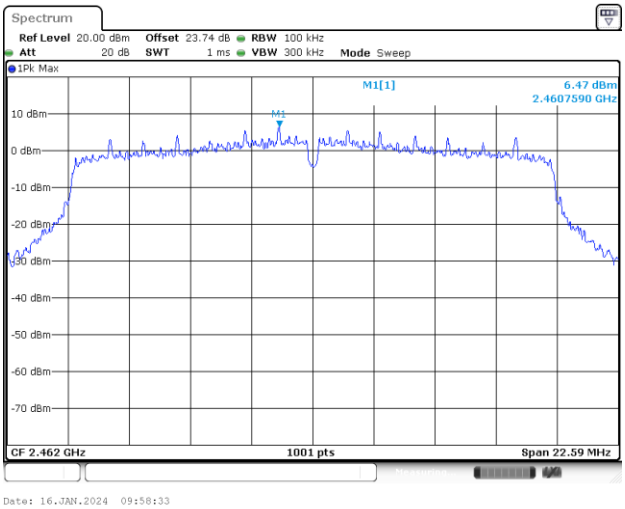	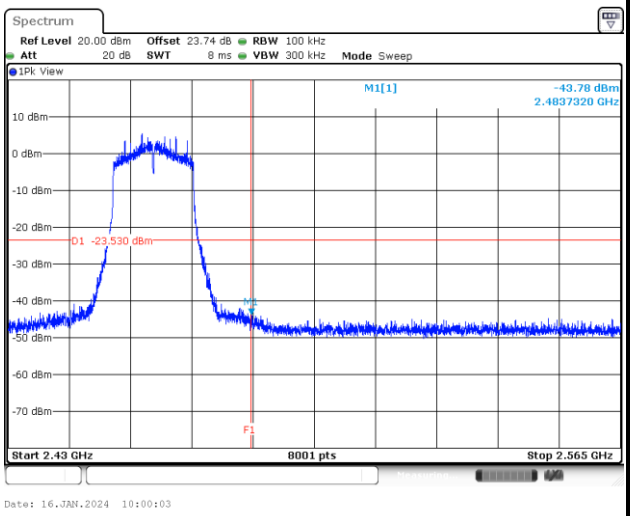
Spurious Emission 30MHz~1GHz	**Spurious Emission 1GHz~26.5GHz**
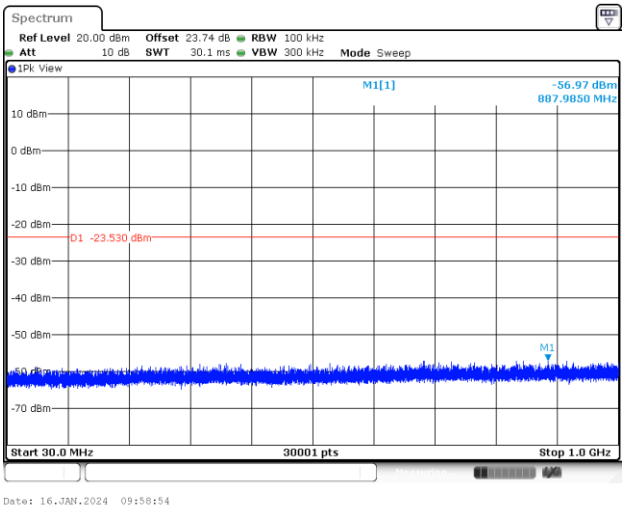	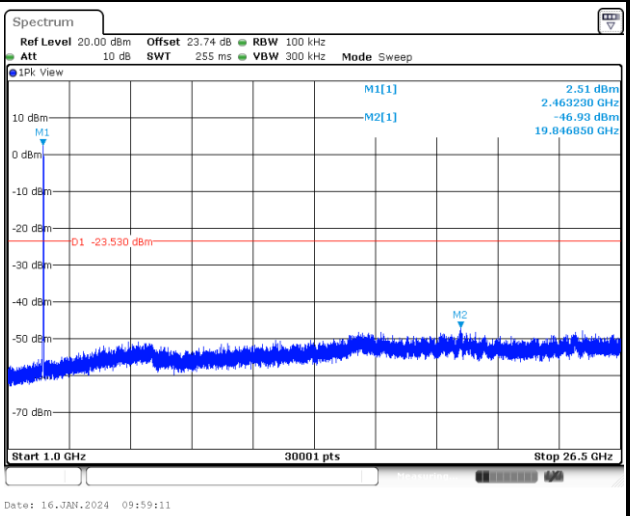

Test Mode :	802.11ac VHT40	Test Channel :	03

100kHz PSD reference Level	Low Channel Plot
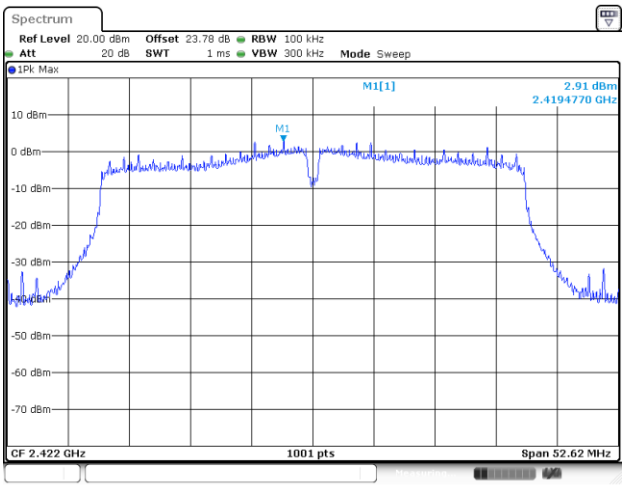	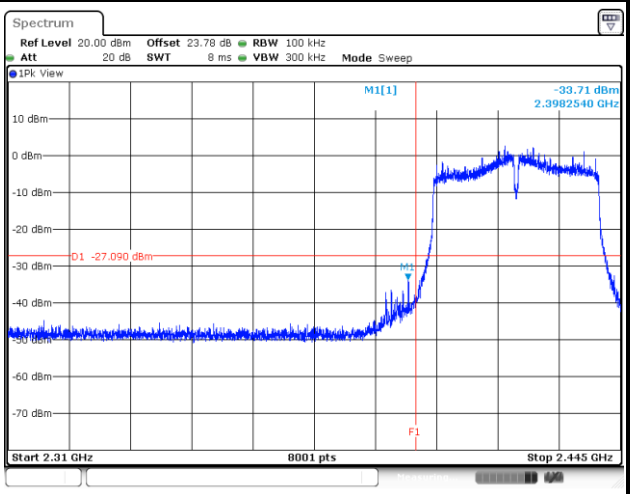
Spurious Emission 30MHz~1GHz	**Spurious Emission 1GHz~26.5GHz**
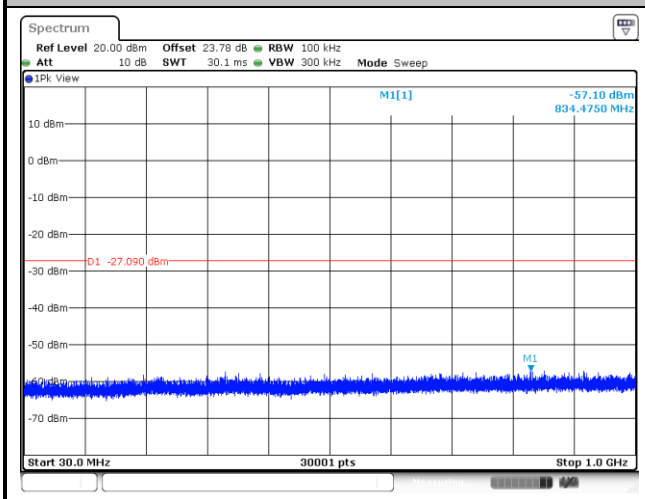	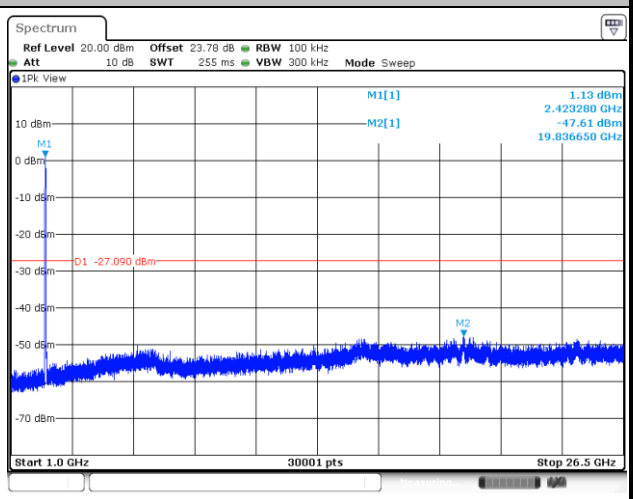

Test Mode :	802.11ac VHT40	Test Channel :	06

100kHz PSD reference Level	Middle Channel Plot
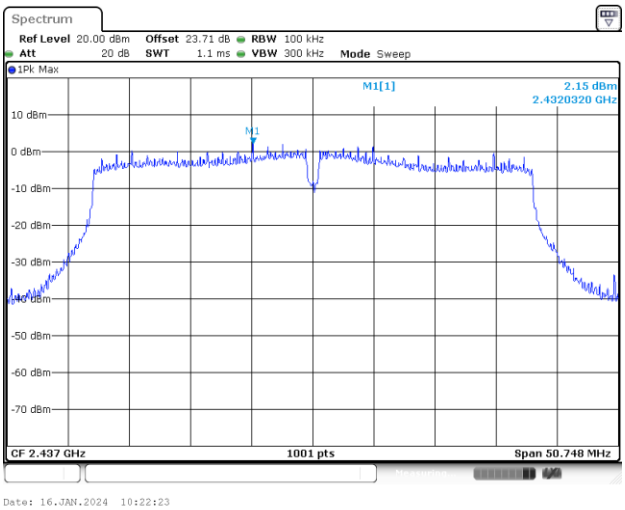	

Spurious Emission 30MHz~1GHz	Spurious Emission 1GHz~26.5GHz
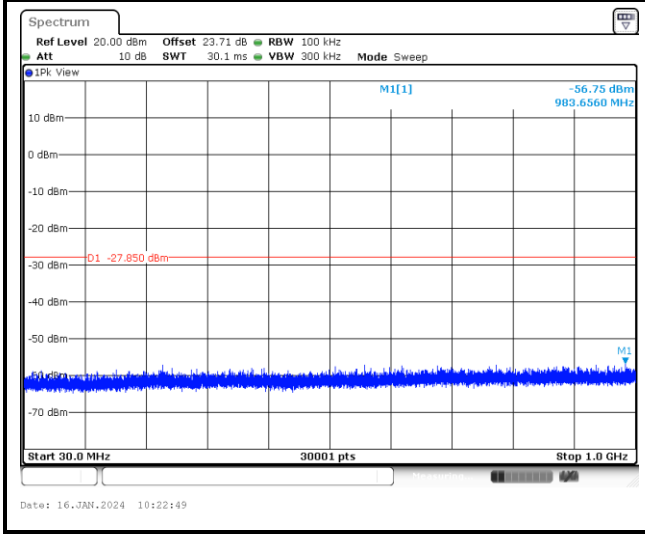	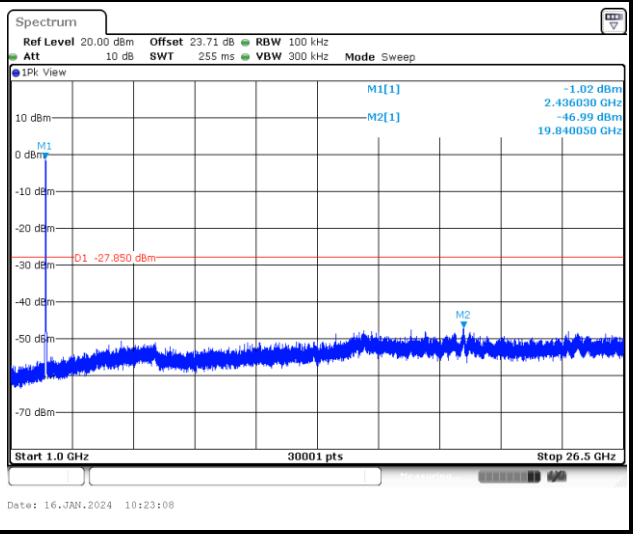

Test Mode :	802.11ac VHT40	Test Channel :	09

100kHz PSD reference Level	High Channel Plot
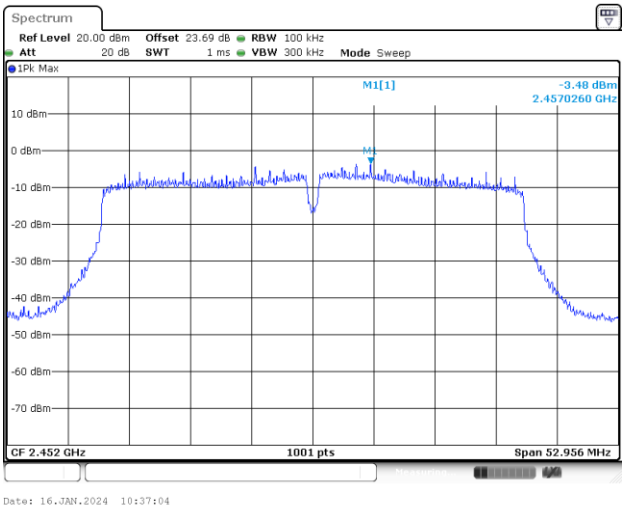	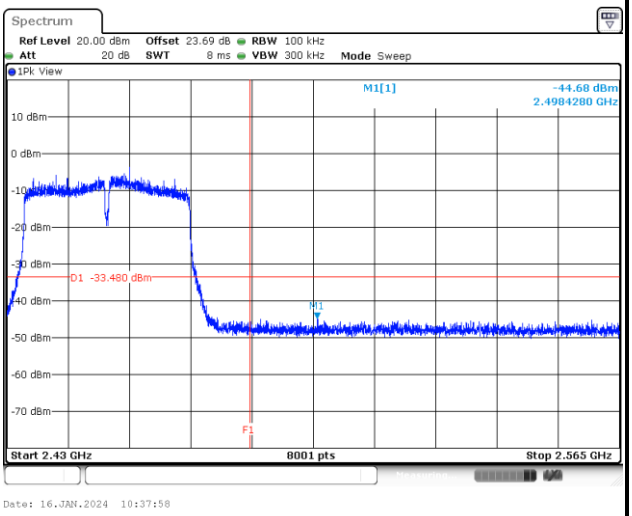
Spurious Emission 30MHz~1GHz	**Spurious Emission 1GHz~26.5GHz**
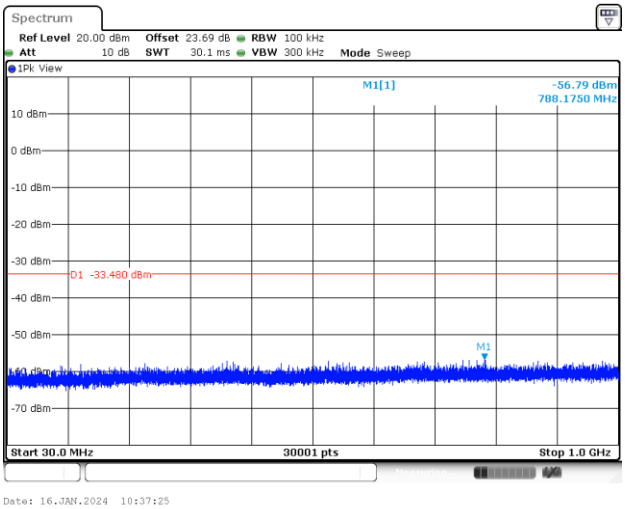	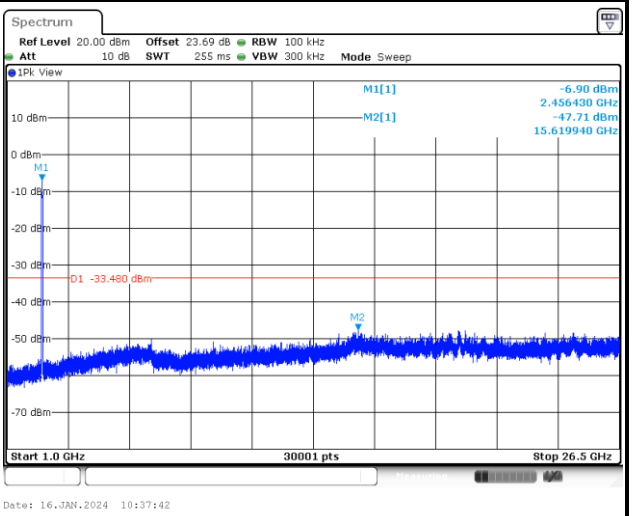

Test Mode :	802.11ax HE20	Test Channel :	01

100kHz PSD reference Level	Low Channel Plot
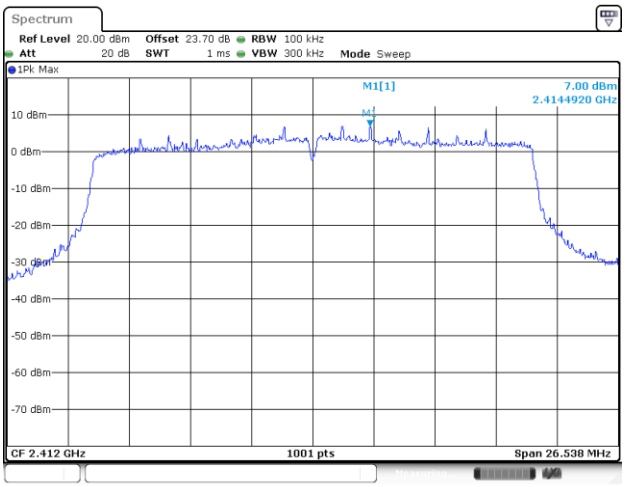	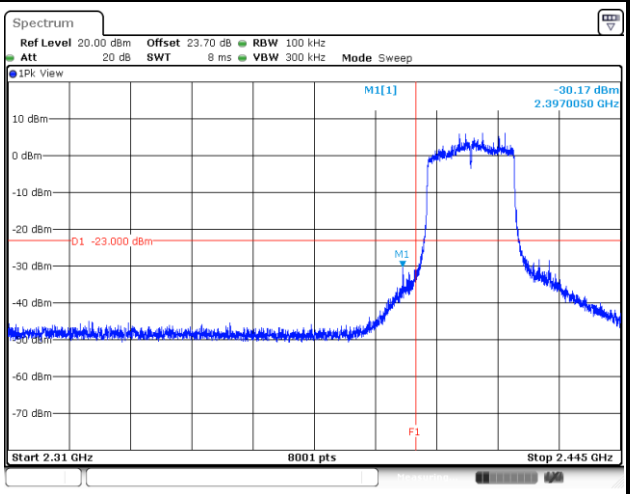
Spurious Emission 30MHz~1GHz	**Spurious Emission 1GHz~26.5GHz**
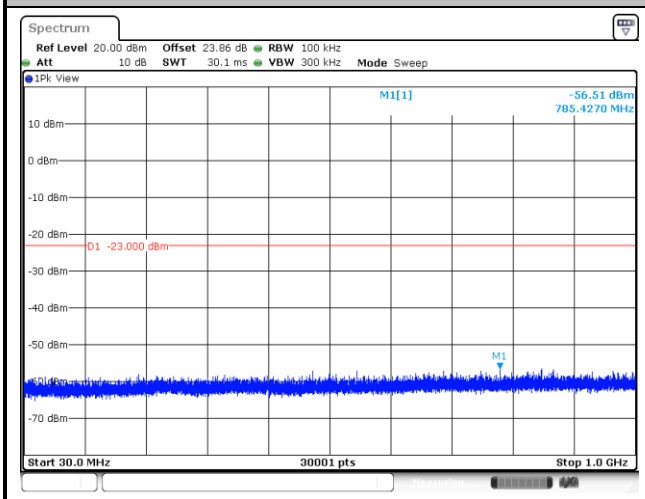	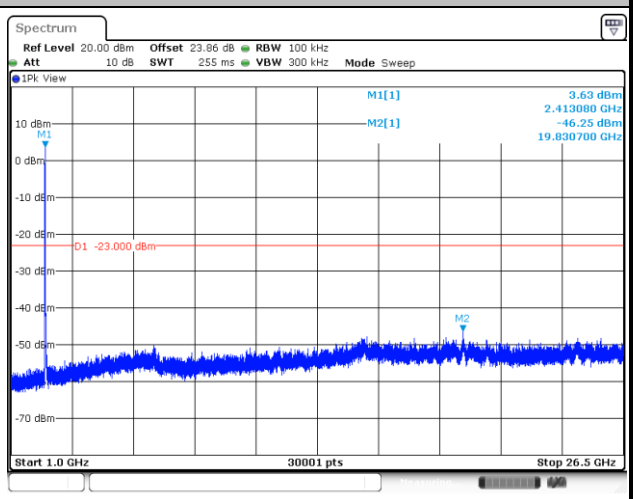

Test Mode :	802.11ax HE20	Test Channel :	06

100kHz PSD reference Level	Middle Channel Plot
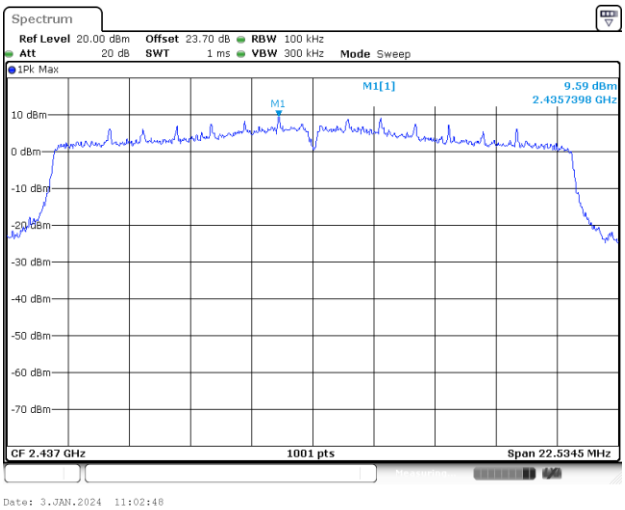	

Spurious Emission 30MHz~1GHz	Spurious Emission 1GHz~26.5GHz
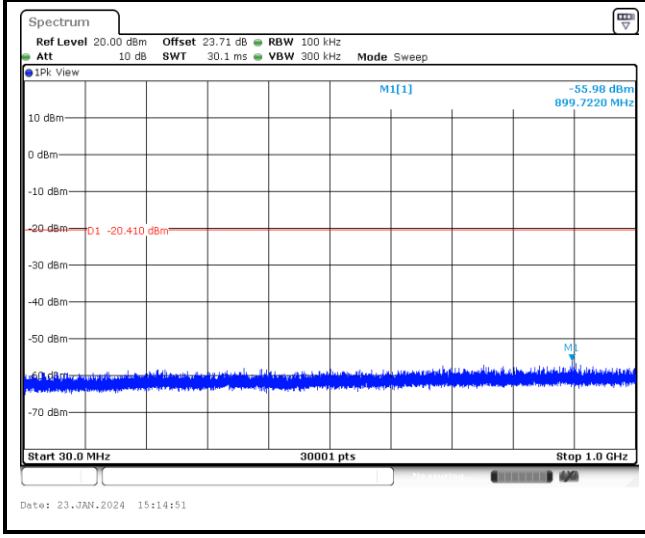	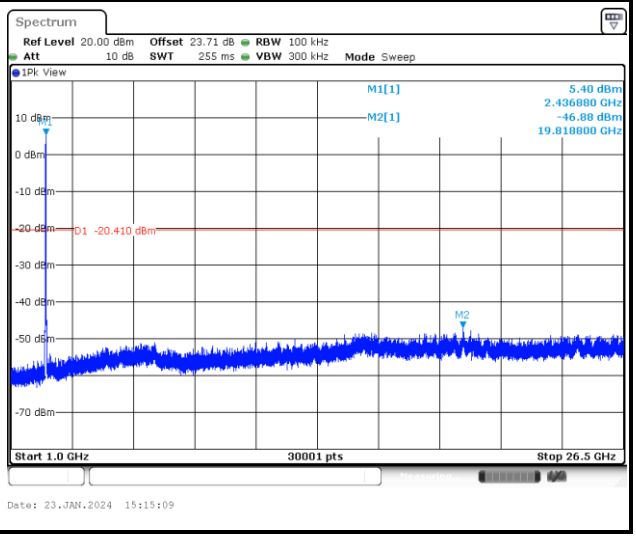

Test Mode :	802.11ax HE20	Test Channel :	11

100kHz PSD reference Level	High Channel Plot
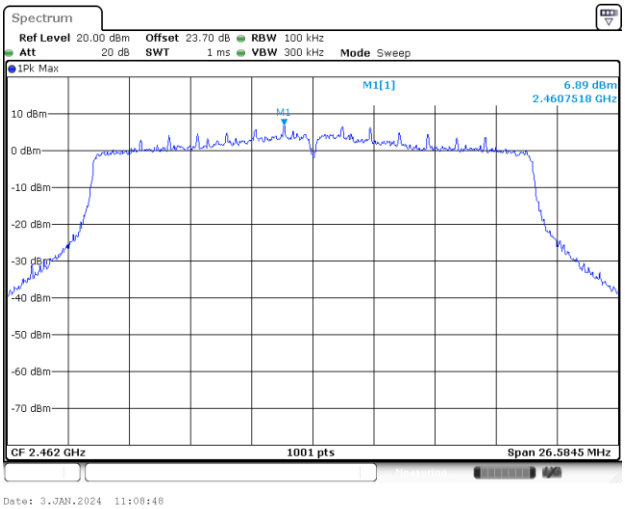	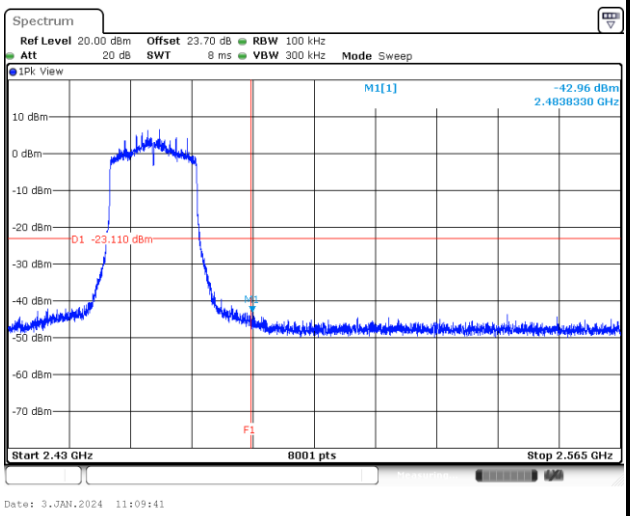
Spurious Emission 30MHz~1GHz	**Spurious Emission 1GHz~26.5GHz**
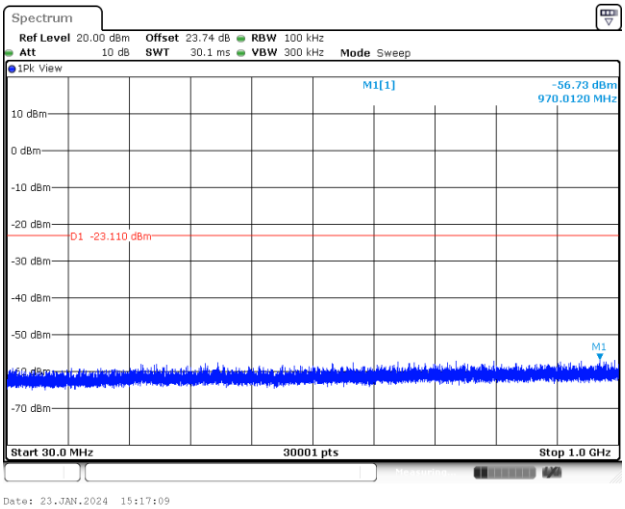	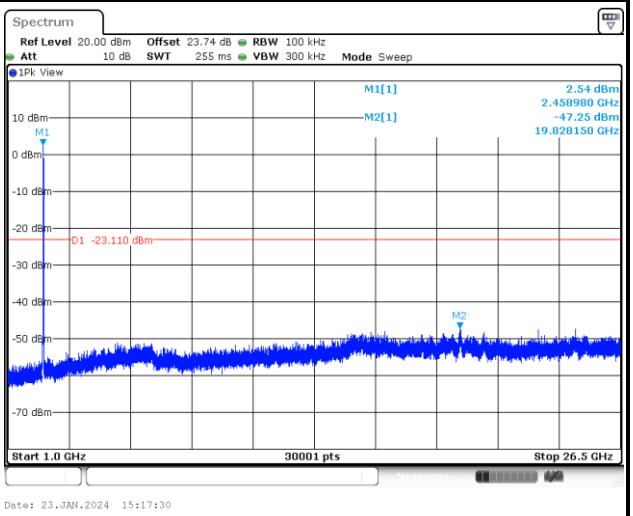

Test Mode :	802.11ax HE40	Test Channel :	03

100kHz PSD reference Level	Low Channel Plot
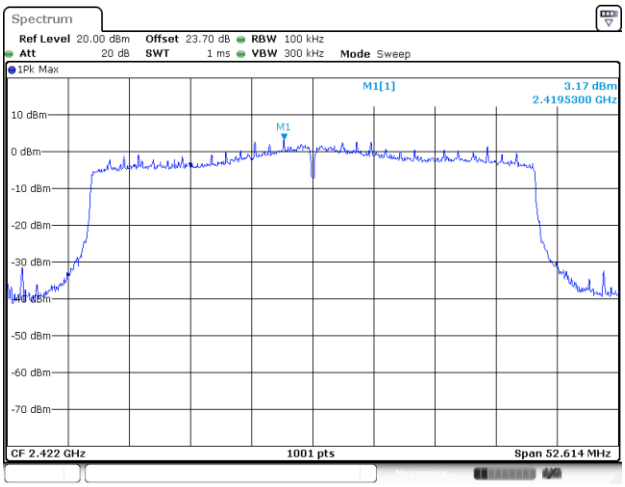	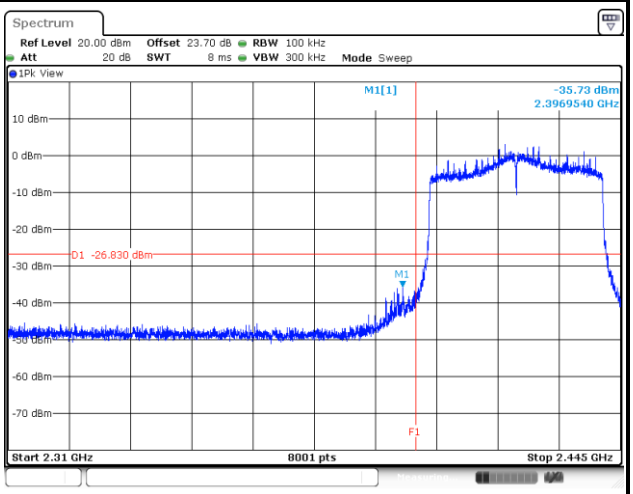
Spurious Emission 30MHz~1GHz	**Spurious Emission 1GHz~26.5GHz**
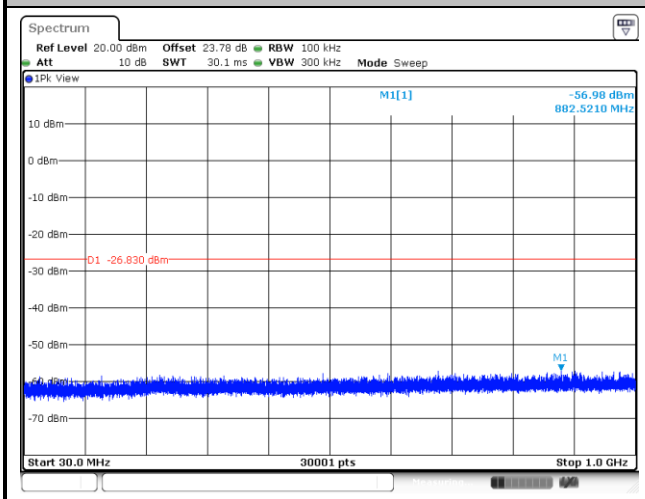	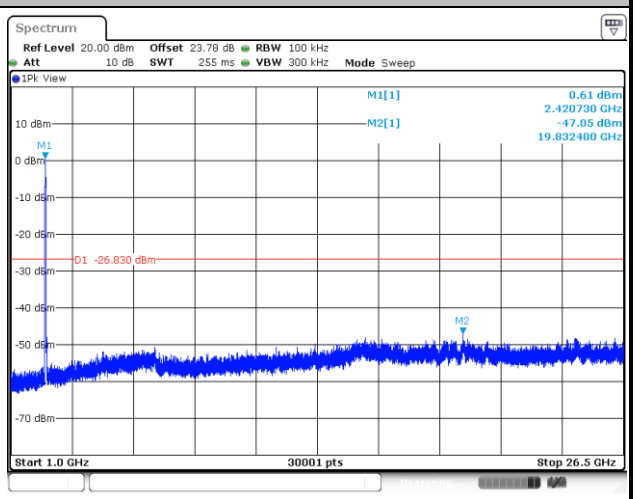

Test Mode :	802.11ax HE40	Test Channel :	06

100kHz PSD reference Level	Middle Channel Plot
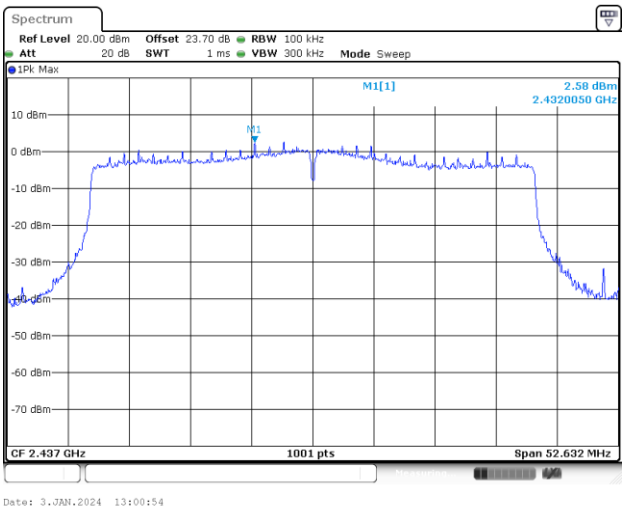	

Spurious Emission 30MHz~1GHz	Spurious Emission 1GHz~26.5GHz
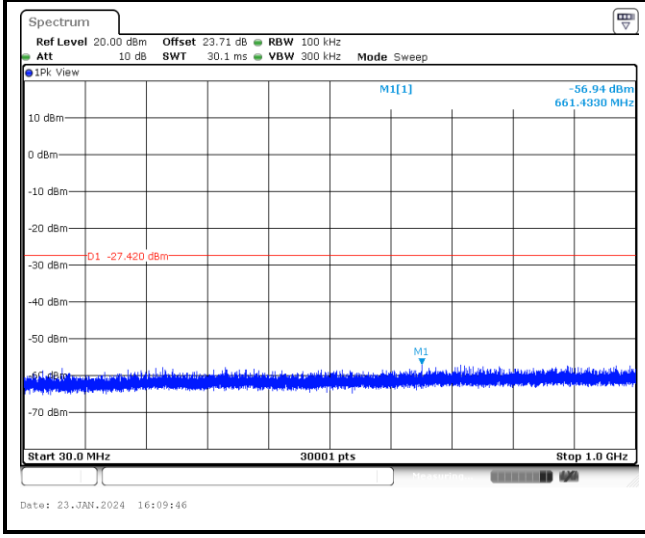	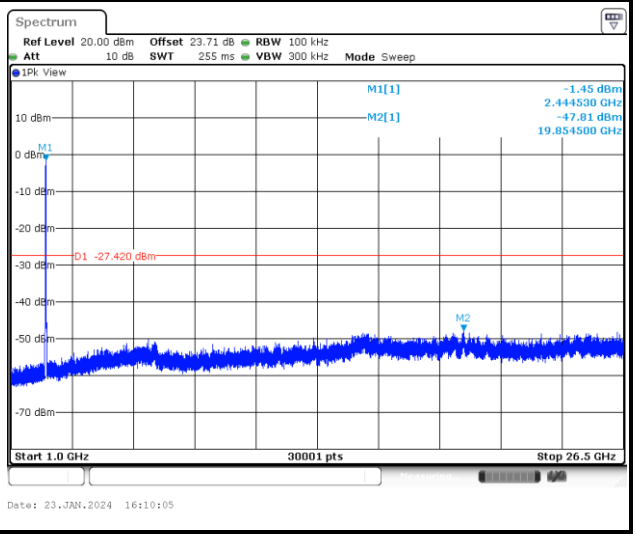

Test Mode :	802.11ax HE40	Test Channel :	09

100kHz PSD reference Level	High Channel Plot
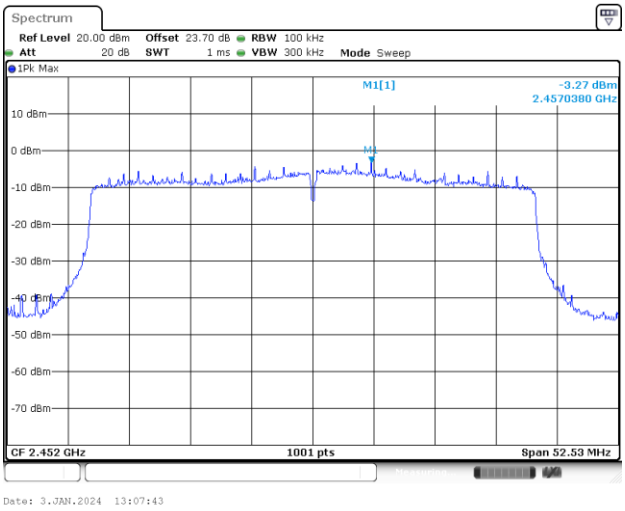	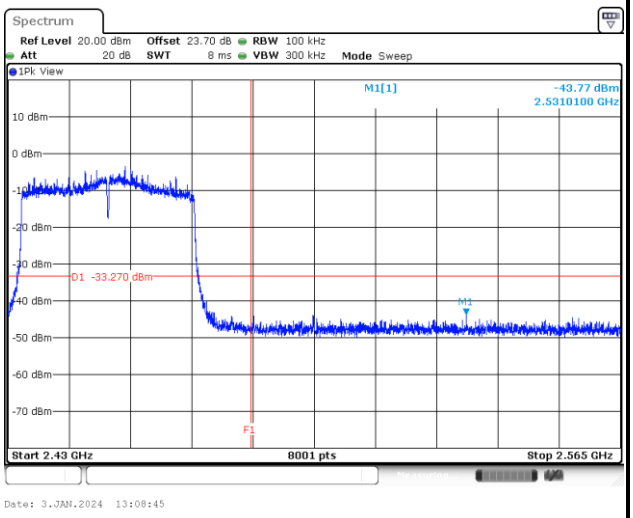
Spurious Emission 30MHz~1GHz	**Spurious Emission 1GHz~26.5GHz**
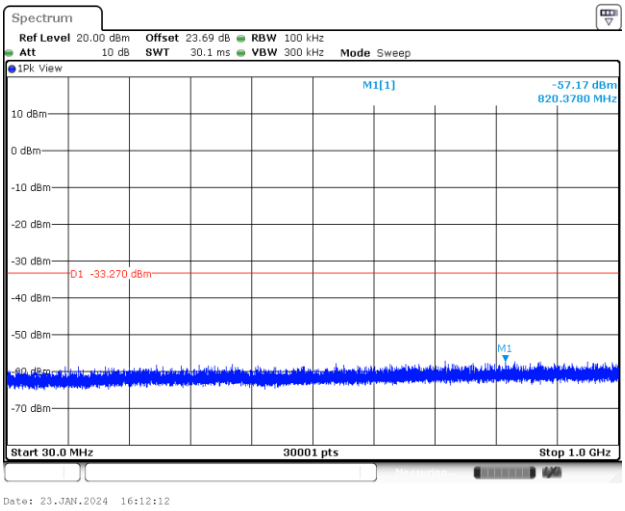	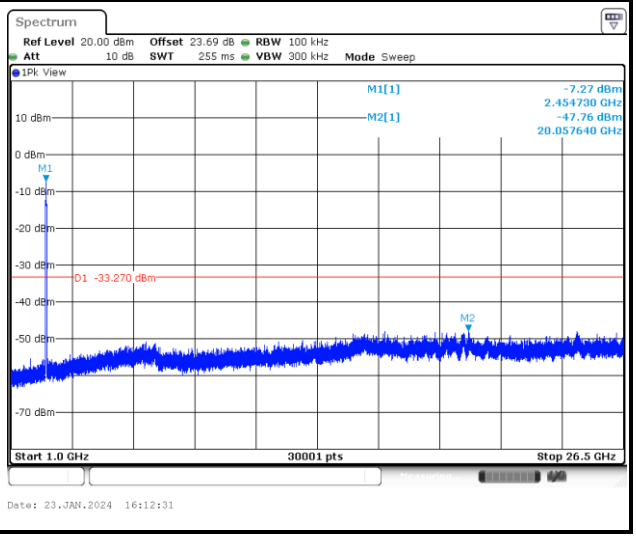

Appendix B. AC Conducted Emission Test Results

Test Engineer :	Calvin Wang	**Temperature :**	23~26℃
		Relative Humidity :	45~55%

EUT Information

Report NO :	3N2802
Test Mode :	Mode 1
Test Voltage :	120Vac/60Hz
Phase :	Line

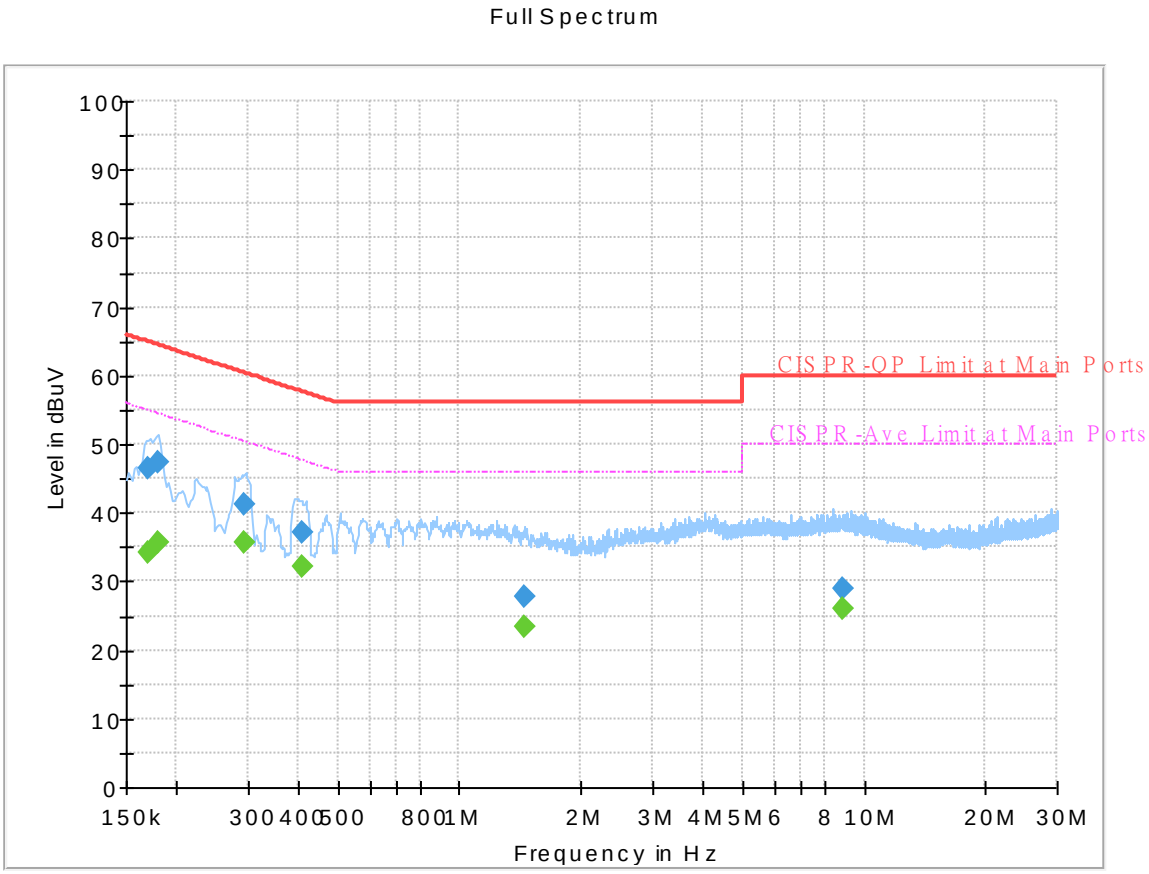

Final_Result

Frequency (MHz)	QuasiPeak (dBuV)	CAverage (dBuV)	Limit (dBuV)	Margin (dB)	Line	Filter	Corr. (dB)
0.170250	---	34.20	54.95	20.75	L1	OFF	19.9
0.170250	46.54	---	64.95	18.41	L1	OFF	19.9
0.179250	---	35.68	54.52	18.84	L1	OFF	19.9
0.179250	47.49	---	64.52	17.03	L1	OFF	19.9
0.294000	---	35.54	50.41	14.87	L1	OFF	19.9
0.294000	41.28	---	60.41	19.13	L1	OFF	19.9
0.408750	---	32.17	47.67	15.50	L1	OFF	19.9
0.408750	37.17	---	57.67	20.50	L1	OFF	19.9
1.441500	---	23.52	46.00	22.48	L1	OFF	19.9
1.441500	27.69	---	56.00	28.31	L1	OFF	19.9
8.835000	---	26.10	50.00	23.90	L1	OFF	20.1
8.835000	28.93	---	60.00	31.07	L1	OFF	20.1

EUT Information

Report NO :	3N2802
Test Mode :	Mode 1
Test Voltage :	120Vac/60Hz
Phase :	Neutral

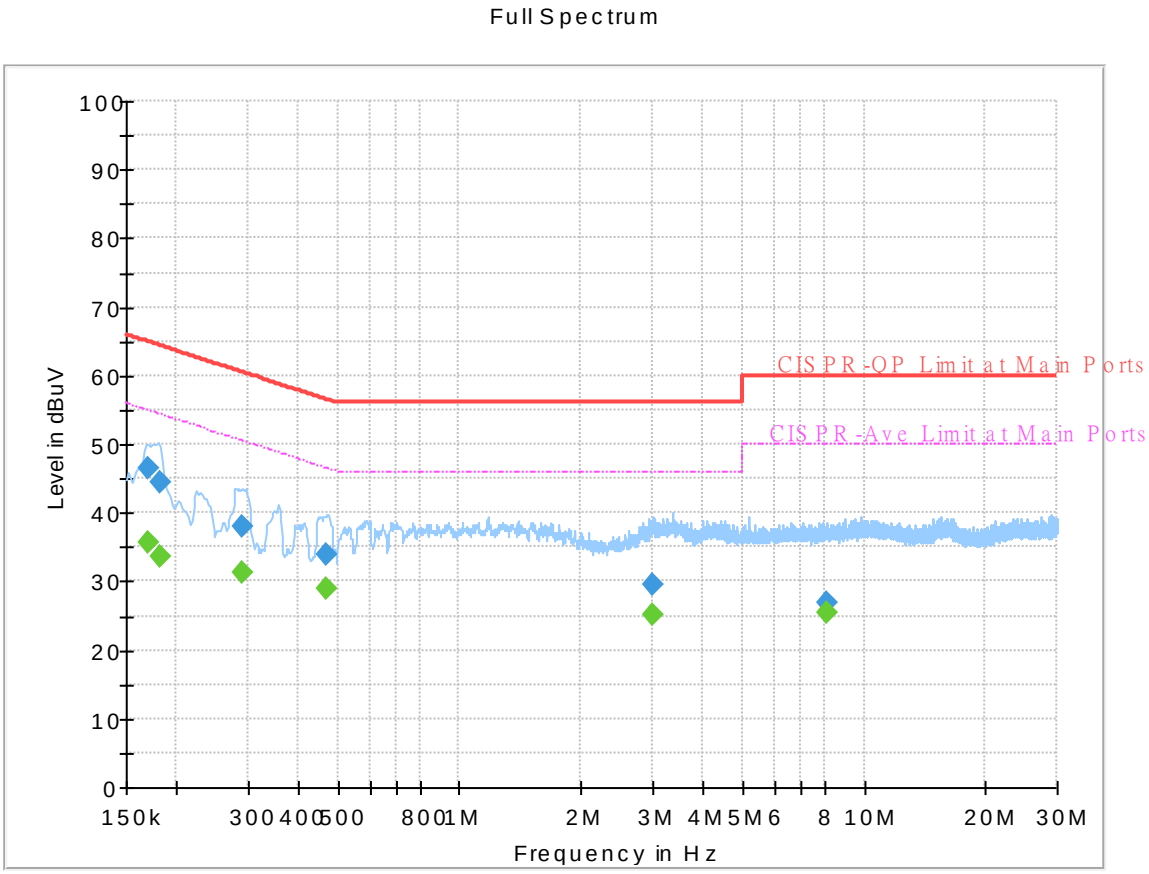

Final_Result

Frequency (MHz)	QuasiPeak (dBuV)	CAverage (dBuV)	Limit (dBuV)	Margin (dB)	Line	Filter	Corr. (dB)
0.170250	---	35.76	54.95	19.19	N	OFF	19.9
0.170250	46.48	---	64.95	18.47	N	OFF	19.9
0.181500	---	33.77	54.42	20.65	N	OFF	19.9
0.181500	44.30	---	64.42	20.12	N	OFF	19.9
0.289500	---	31.35	50.54	19.19	N	OFF	19.9
0.289500	37.98	---	60.54	22.56	N	OFF	19.9
0.469500	---	29.02	46.52	17.50	N	OFF	19.9
0.469500	33.95	---	56.52	22.57	N	OFF	19.9
3.016500	---	25.15	46.00	20.85	N	OFF	20.0
3.016500	29.54	---	56.00	26.46	N	OFF	20.0
8.072250	---	25.38	50.00	24.62	N	OFF	20.1
8.072250	27.04	---	60.00	32.96	N	OFF	20.1

Appendix C. Radiated Spurious Emission

Test Engineer :	Jack Tsai, Gary Guo, and Steven Wu	Temperature :	18.2~20.2°C
		Relative Humidity :	54.2~56.1%

<Sample 1>

2.4GHz 2400~2483.5MHz
WIFI 802.11b (Band Edge @ 3m)

WIFI Ant.	Note	Frequency	Level	Margin	Limit Line	Read Level	Antenna Factor	Path Loss	Preamp Factor	Ant Pos	Table Pos	Peak Avg.	Pol.
6+7		(MHz)	(dBμV/m)	(dB)	(dBμV/m)	(dBμV)	(dB/m)	(dB)	(dB)	(cm)	(deg)	(P/A)	(H/V)
802.11b CH 01 2412MHz		2387.175	57.96	-16.04	74	42.89	27.37	17.61	29.91	105	228	P	H
		2387.805	51.59	-2.41	54	36.51	27.38	17.61	29.91	105	228	A	H
	*	2412	112.48	-	-	97.33	27.42	17.64	29.91	105	228	P	H
	*	2412	109.17	-	-	94.02	27.42	17.64	29.91	105	228	A	H
													H
													H
		2388.33	57.59	-16.41	74	42.51	27.38	17.61	29.91	100	103	P	V
		2388.225	49.45	-4.55	54	34.37	27.38	17.61	29.91	100	103	A	V
	*	2412	112.8	-	-	97.65	27.42	17.64	29.91	100	103	P	V
	*	2412	109.47	-	-	94.32	27.42	17.64	29.91	100	103	A	V
													V
													V
802.11b CH 06 2437MHz		2343.46	55.66	-18.34	74	40.86	27.2	17.53	29.93	227	228	P	H
		2387.98	45.45	-8.55	54	30.37	27.38	17.61	29.91	227	228	A	H
	*	2437	116.81	-	-	101.46	27.6	17.65	29.9	227	228	P	H
	*	2437	113.37	-	-	98.02	27.6	17.65	29.9	227	228	A	H
		2484.74	56.35	-17.65	74	40.8	27.75	17.68	29.88	227	228	P	H
		2483.5	46.27	-7.73	54	30.73	27.74	17.68	29.88	227	228	A	H
		2366	55.38	-18.62	74	40.53	27.2	17.57	29.92	197	79	P	V
		2389.94	45.31	-8.69	54	30.21	27.4	17.61	29.91	197	79	A	V
	*	2437	114.44	-	-	99.09	27.6	17.65	29.9	197	79	P	V
	*	2437	111.08	-	-	95.73	27.6	17.65	29.9	197	79	A	V
		2487.4	56.14	-17.86	74	40.57	27.77	17.68	29.88	197	79	P	V
		2485.51	45.99	-8.01	54	30.43	27.76	17.68	29.88	197	79	A	V

802.11b CH 11 2462MHz	*	2462	114.6	-	-	99.21	27.62	17.66	29.89	220	237	P	H
	*	2462	111.58	-	-	96.19	27.62	17.66	29.89	220	237	A	H
		2483.56	58.46	-15.54	74	42.92	27.74	17.68	29.88	220	237	P	H
		2483.52	52.49	-1.51	54	36.95	27.74	17.68	29.88	220	237	A	H
													H
													H
	*	2462	111.83	-	-	96.44	27.62	17.66	29.89	161	88	P	V
	*	2462	106.8	-	-	91.41	27.62	17.66	29.89	161	88	A	V
		2483.52	58.32	-15.68	74	42.78	27.74	17.68	29.88	161	88	P	V
		2483.52	51.79	-2.21	54	36.25	27.74	17.68	29.88	161	88	A	V
													V
													V
Remark	1. No other spurious found. 2. All results are PASS against Peak and Average limit line.												

2.4GHz 2400~2483.5MHz

WIFI 802.11b (Harmonic @ 3m)

WIFI Ant. 6+7	Note	Frequency (MHz)	Level (dBμV/m)	Margin (dB)	Limit Line (dBμV/m)	Read Level (dBμV)	Antenna Factor (dB/m)	Path Loss (dB)	Preamp Factor (dB)	Ant Pos (cm)	Table Pos (deg)	Peak Avg. (P/A)	Pol. (H/V)
802.11b CH 01 2412MHz		4824	38.87	-35.13	74	61.9	32.44	11.17	66.64	-	-	P	H
													H
													H
													H
													H
													H
													H
													H
													H
													H
													H
													H
		4824	40.56	-33.44	74	63.59	32.44	11.17	66.64	-	-	P	V
													V
													V
													V
													V
													V
													V
													V
													V
													V
													V
													V

WIFI Ant. 6+7	Note	Frequency (MHz)	Level (dBμV/m)	Margin (dB)	Limit Line (dBμV/m)	Read Level (dBμV)	Antenna Factor (dB/m)	Path Loss (dB)	Preamp Factor (dB)	Ant Pos (cm)	Table Pos (deg)	Peak Avg. (P/A)	Pol. (H/V)
802.11b CH 06 2437MHz		4874	40.66	-33.34	74	63.3	32.65	11.3	66.59	-	-	P	H
		7311	48.45	-25.55	74	64.1	36.88	13.8	66.33	200	170	P	H
		7311	41.83	-12.17	54	57.48	36.88	13.8	66.33	200	170	A	H
													H
													H
													H
													H
													H
													H
													H
													H
													H
		4874	39.59	-34.41	74	62.23	32.65	11.3	66.59	-	-	P	V
		7311	49.99	-24.01	74	65.64	36.88	13.8	66.33	142	166	P	V
		7311	44.95	-9.05	54	60.6	36.88	13.8	66.33	142	166	A	V
													V
													V
													V
													V
													V
													V
													V
													V
													V

WIFI Ant. 6+7	Note	Frequency (MHz)	Level (dBμV/m)	Margin (dB)	Limit Line (dBμV/m)	Read Level (dBμV)	Antenna Factor (dB/m)	Path Loss (dB)	Preamp Factor (dB)	Ant Pos (cm)	Table Pos (deg)	Peak Avg. (P/A)	Pol. (H/V)
802.11b CH 11 2462MHz		4924	40.28	-33.72	74	62.63	32.75	11.44	66.54	-	-	P	H
		7386	47.65	-26.35	74	63.53	36.66	13.82	66.36	155	93	P	H
		7386	39.33	-14.67	54	55.21	36.66	13.82	66.36	155	93	A	H
													H
													H
													H
													H
													H
													H
													H
													H
													H
		4924	40.31	-33.69	74	62.66	32.75	11.44	66.54	-	-	P	V
		7386	47.8	-26.2	74	63.68	36.66	13.82	66.36	140	170	P	V
		7386	40.46	-13.54	54	56.34	36.66	13.82	66.36	140	170	A	V
													V
													V
													V
													V
													V
													V
													V
													V
													V
Remark	1. No other spurious found. 2. All results are PASS against Peak and Average limit line. 3. The emission position marked as "-" means no suspected emission found with sufficient margin against limit line or noise floor only.												

2.4GHz 2400~2483.5MHz

WIFI 802.11g (Band Edge @ 3m)

WIFI Ant. 6+7	Note	Frequency (MHz)	Level (dBμV/m)	Margin (dB)	Limit Line (dBμV/m)	Read Level (dBμV)	Antenna Factor (dB/m)	Path Loss (dB)	Preamp Factor (dB)	Ant Pos (cm)	Table Pos (deg)	Peak Avg. (P/A)	Pol. (H/V)
802.11g CH 01 2412MHz		2389.905	57.89	-16.11	74	42.79	27.4	17.61	29.91	205	223	P	H
		2390	49.95	-4.05	54	34.85	27.4	17.61	29.91	205	223	A	H
	*	2412	114.05	-	-	98.9	27.42	17.64	29.91	205	223	P	H
	*	2412	106.85	-	-	91.7	27.42	17.64	29.91	205	223	A	H
													H
													H
		2389.17	56.97	-17.03	74	41.88	27.39	17.61	29.91	273	312	P	V
		2389.695	48.26	-5.74	54	33.16	27.4	17.61	29.91	273	312	A	V
	*	2412	111.21	-	-	96.06	27.42	17.64	29.91	273	312	P	V
	*	2412	105.17	-	-	90.02	27.42	17.64	29.91	273	312	A	V
													V
													V
802.11g CH 06 2437MHz		2379.58	55.55	-18.45	74	40.58	27.3	17.59	29.92	228	227	P	H
		2388.68	45.61	-8.39	54	30.52	27.39	17.61	29.91	228	227	A	H
	*	2437	116.53	-	-	101.18	27.6	17.65	29.9	228	227	P	H
	*	2437	109.42	-	-	94.07	27.6	17.65	29.9	228	227	A	H
		2485.3	56.56	-17.44	74	41.01	27.75	17.68	29.88	228	227	P	H
		2484.53	46.75	-7.25	54	31.2	27.75	17.68	29.88	228	227	A	H
		2380.98	55.84	-18.16	74	40.85	27.31	17.6	29.92	200	78	P	V
		2385.74	45.46	-8.54	54	30.4	27.36	17.61	29.91	200	78	A	V
	*	2437	114.41	-	-	99.06	27.6	17.65	29.9	200	78	P	V
	*	2437	106.33	-	-	90.98	27.6	17.65	29.9	200	78	A	V
		2483.62	56	-18	74	40.46	27.74	17.68	29.88	200	78	P	V
		2483.76	46.71	-7.29	54	31.17	27.74	17.68	29.88	200	78	A	V

802.11g CH 11 2462MHz	*	2462	111.73	-	-	96.34	27.62	17.66	29.89	245	289	P	H
	*	2462	106.12	-	-	90.73	27.62	17.66	29.89	245	289	A	H
		2483.6	62.27	-11.73	74	46.73	27.74	17.68	29.88	245	289	P	H
		2483.52	51.75	-2.25	54	36.21	27.74	17.68	29.88	245	289	A	H
													H
													H
	*	2462	111.76	-	-	96.37	27.62	17.66	29.89	222	334	P	V
	*	2462	104.13	-	-	88.74	27.62	17.66	29.89	222	334	A	V
		2483.96	60.7	-13.3	74	45.16	27.74	17.68	29.88	222	334	P	V
		2484.16	49.83	-4.17	54	34.29	27.74	17.68	29.88	222	334	A	V
													V
													V
Remark	1. No other spurious found. 2. All results are PASS against Peak and Average limit line. 3. The emission position marked as "-" means no suspected emission found with sufficient margin against limit line or noise floor only.												

2.4GHz 2400~2483.5MHz

WIFI 802.11g (Harmonic @ 3m)

WIFI Ant. 6+7	Note	Frequency (MHz)	Level (dBμV/m)	Margin (dB)	Limit Line (dBμV/m)	Read Level (dBμV)	Antenna Factor (dB/m)	Path Loss (dB)	Preamp Factor (dB)	Ant Pos (cm)	Table Pos (deg)	Peak Avg. (P/A)	Pol. (H/V)
802.11g CH 01 2412MHz		4824	38.8	-35.2	74	61.83	32.44	11.17	66.64	-	-	P	H
													H
													H
													H
													H
													H
													H
													H
													H
													H
													H
													H
		4824	38.59	-35.41	74	61.62	32.44	11.17	66.64	-	-	P	V
													V
													V
													V
													V
													V
													V
													V
													V
													V
													V
													V

WIFI Ant. 6+7	Note	Frequency (MHz)	Level (dBμV/m)	Margin (dB)	Limit Line (dBμV/m)	Read Level (dBμV)	Antenna Factor (dB/m)	Path Loss (dB)	Preamp Factor (dB)	Ant Pos (cm)	Table Pos (deg)	Peak Avg. (P/A)	Pol. (H/V)
802.11g CH 06 2437MHz		4874	39.88	-34.12	74	62.52	32.65	11.3	66.59	-	-	P	H
		7311	43.99	-30.01	74	59.64	36.88	13.8	66.33	-	-	P	H
													H
													H
													H
													H
													H
													H
													H
													H
													H
													H
		4874	39.35	-34.65	74	61.99	32.65	11.3	66.59	-	-	P	V
		7311	44.93	-29.07	74	60.58	36.88	13.8	66.33	-	-	P	V
													V
													V
													V
													V
													V
													V
													V
													V
													V
													V

WIFI Ant. 6+7	Note	Frequency (MHz)	Level (dBμV/m)	Margin (dB)	Limit Line (dBμV/m)	Read Level (dBμV)	Antenna Factor (dB/m)	Path Loss (dB)	Preamp Factor (dB)	Ant Pos (cm)	Table Pos (deg)	Peak Avg. (P/A)	Pol. (H/V)
802.11g CH 11 2462MHz		4924	39.32	-34.68	74	61.67	32.75	11.44	66.54	-	-	P	H
		7386	43.56	-30.44	74	59.44	36.66	13.82	66.36	-	-	P	H
													H
													H
													H
													H
													H
													H
													H
													H
													H
													H
		4924	40.04	-33.96	74	62.39	32.75	11.44	66.54	-	-	P	V
		7386	44.33	-29.67	74	60.21	36.66	13.82	66.36	-	-	P	V
													V
													V
													V
													V
													V
													V
													V
													V
													V
													V
Remark	1. No other spurious found. 2. All results are PASS against Peak and Average limit line. 3. The emission position marked as "-" means no suspected emission found with sufficient margin against limit line or noise floor only.												

WIFI 802.11ac VHT40 (Band Edge @ 3m)

WIFI Ant. 6+7	Note	Frequency (MHz)	Level (dBμV/m)	Margin (dB)	Limit Line (dBμV/m)	Read Level (dBμV)	Antenna Factor (dB/m)	Path Loss (dB)	Preamp Factor (dB)	Ant Pos (cm)	Table Pos (deg)	Peak Avg. (P/A)	Pol. (H/V)
802.11ac VHT40 CH 03 2422MHz		2389.8	61.95	-12.05	74	46.85	27.4	17.61	29.91	154	227	P	H
		2389.95	52.79	-1.21	54	37.69	27.4	17.61	29.91	154	227	A	H
	*	2422	111.59	-	-	96.33	27.52	17.64	29.9	154	226	P	H
	*	2422	104.01	-	-	88.75	27.52	17.64	29.9	154	226	A	H
		2484.61	56.38	-17.62	74	40.83	27.75	17.68	29.88	154	226	P	H
		2483.62	47.8	-6.2	54	32.26	27.74	17.68	29.88	154	226	A	H
		2389.95	62.09	-11.91	74	46.99	27.4	17.61	29.91	380	314	P	V
		2389.95	51.9	-2.1	54	36.8	27.4	17.61	29.91	380	314	A	V
	*	2422	105.71	-	-	90.45	27.52	17.64	29.9	380	314	P	V
	*	2422	98.27	-	-	83.01	27.52	17.64	29.9	380	314	A	V
		2499.64	55.84	-18.16	74	40.24	27.8	17.68	29.88	380	314	P	V
		2484.88	45.93	-8.07	54	30.38	27.75	17.68	29.88	380	314	A	V
Remark	1. No other spurious found. 2. All results are PASS against Peak and Average limit line.												

2.4GHz 2400~2483.5MHz

WIFI 802.11ac VHT40 (Harmonic @ 3m)

WIFI Ant. 6+7	Note	Frequency (MHz)	Level (dBμV/m)	Margin (dB)	Limit Line (dBμV/m)	Read Level (dBμV)	Antenna Factor (dB/m)	Path Loss (dB)	Preamp Factor (dB)	Ant Pos (cm)	Table Pos (deg)	Peak Avg. (P/A)	Pol. (H/V)
		4844	39.26	-34.74	74	61.57	32.56	11.22	66.09	-	-	P	H
		7266	44.96	-29.04	74	59.59	37.04	13.78	65.45	-	-	P	H
													H
													H
													H
													H
													H
													H
													H
													H
802.11ac													H
VHT40													H
CH 03		4844	39.09	-34.91	74	61.4	32.56	11.22	66.09	-	-	P	V
2422MHz		7266	44.74	-29.26	74	59.37	37.04	13.78	65.45	-	-	P	V
													V
													V
													V
													V
													V
													V
													V
													V
													V
													V

2.4GHz 2400~2483.5MHz

WIFI 802.11ax HE20 Full (Band Edge @ 3m)

WIFI Ant. 6+7	Note	Frequency (MHz)	Level (dBμV/m)	Margin (dB)	Limit Line (dBμV/m)	Read Level (dBμV)	Antenna Factor (dB/m)	Path Loss (dB)	Preamp Factor (dB)	Ant Pos (cm)	Table Pos (deg)	Peak Avg. (P/A)	Pol. (H/V)
		2389.905	62.83	-11.17	74	47.73	27.4	17.61	29.91	207	220	P	H
		2390	51.11	-2.89	54	36.01	27.4	17.61	29.91	207	220	A	H
	*	2412	114.04	-	-	98.89	27.42	17.64	29.91	207	220	P	H
	*	2412	106.45	-	-	91.3	27.42	17.64	29.91	207	220	A	H
802.11ax													H
HE20 Full													H
CH 01		2389.8	59.8	-14.2	74	44.7	27.4	17.61	29.91	100	245	P	V
2412MHz		2390	48.95	-5.05	54	33.85	27.4	17.61	29.91	100	245	A	V
	*	2412	108.99	-	-	93.84	27.42	17.64	29.91	100	245	P	V
	*	2412	99.37	-	-	84.22	27.42	17.64	29.91	100	245	A	V
													V
													V
		2382.8	56.24	-17.76	74	41.23	27.33	17.6	29.92	203	228	P	H
		2389.38	45.36	-8.64	54	30.27	27.39	17.61	29.91	203	228	A	H
	*	2437	118.07	-	-	102.72	27.6	17.65	29.9	203	228	P	H
	*	2437	109.82	-	-	94.47	27.6	17.65	29.9	203	228	A	H
802.11ax		2485.09	59.54	-14.46	74	43.99	27.75	17.68	29.88	203	228	P	H
HE20 Full		2483.83	48.02	-5.98	54	32.48	27.74	17.68	29.88	203	228	A	H
CH 06		2345	56.12	-17.88	74	41.32	27.2	17.53	29.93	114	84	P	V
2437MHz		2389.8	45.26	-8.74	54	30.16	27.4	17.61	29.91	114	84	A	V
	*	2437	117.06	-	-	101.71	27.6	17.65	29.9	114	84	P	V
	*	2437	107.73	-	-	92.38	27.6	17.65	29.9	114	84	A	V
		2484.46	58.49	-15.51	74	42.95	27.74	17.68	29.88	114	84	P	V
		2483.55	46.57	-7.43	54	31.03	27.74	17.68	29.88	114	84	A	V

WIFI Ant. 6+7	Note	Frequency (MHz)	Level (dBμV/m)	Margin (dB)	Limit Line (dBμV/m)	Read Level (dBμV)	Antenna Factor (dB/m)	Path Loss (dB)	Preamp Factor (dB)	Ant Pos (cm)	Table Pos (deg)	Peak Avg. (P/A)	Pol. (H/V)
	*	2462	112.54	-	-	97.15	27.62	17.66	29.89	220	283	P	H
	*	2462	104.42	-	-	89.03	27.62	17.66	29.89	220	283	A	H
		2484.76	61.87	-12.13	74	46.32	27.75	17.68	29.88	220	283	P	H
		2483.6	52.22	-1.78	54	36.68	27.74	17.68	29.88	220	283	A	H
802.11ax													H
HE20 Full													H
CH 11	*	2462	109.49	-	-	94.1	27.62	17.66	29.89	172	337	P	V
2462MHz	*	2462	102.02	-	-	86.63	27.62	17.66	29.89	172	337	A	V
		2484.4	61.69	-12.31	74	46.15	27.74	17.68	29.88	172	337	P	V
		2483.52	49.96	-4.04	54	34.42	27.74	17.68	29.88	172	337	A	V
													V
													V

Remark

1. No other spurious found.
2. All results are PASS against Peak and Average limit line.

2.4GHz 2400~2483.5MHz

WIFI 802.11 ax HE20 Full (Harmonic @ 3m)

WIFI Ant. 6+7	Note	Frequency (MHz)	Level (dBμV/m)	Margin (dB)	Limit Line (dBμV/m)	Read Level (dBμV)	Antenna Factor (dB/m)	Path Loss (dB)	Preamp Factor (dB)	Ant Pos (cm)	Table Pos (deg)	Peak Avg. (P/A)	Pol. (H/V)
		4824	38.45	-35.55	74	61.48	32.44	11.17	66.64	-	-	P	H
													H
													H
													H
													H
													H
													H
													H
													H
													H
802.11ax													H
HE20 Full													H
CH 01		4824	40.41	-33.59	74	63.44	32.44	11.17	66.64	-	-	P	V
2412MHz													V
													V
													V
													V
													V
													V
													V
													V
													V
													V
													V

WIFI Ant. 6+7	Note	Frequency (MHz)	Level (dBμV/m)	Margin (dB)	Limit Line (dBμV/m)	Read Level (dBμV)	Antenna Factor (dB/m)	Path Loss (dB)	Preamp Factor (dB)	Ant Pos (cm)	Table Pos (deg)	Peak Avg. (P/A)	Pol. (H/V)
		4874	39.24	-34.76	74	61.88	32.65	11.3	66.59	-	-	P	H
		7311	45.19	-28.81	74	60.84	36.88	13.8	66.33	-	-	P	H
													H
													H
													H
													H
													H
													H
													H
													H
802.11ax													H
HE20 Full													H
CH 06		4874	40.1	-33.9	74	62.74	32.65	11.3	66.59	-	-	P	V
2437MHz		7311	53.74	-20.26	74	69.39	36.88	13.8	66.33	142	164	P	V
		7311	40.08	-13.92	54	55.73	36.88	13.8	66.33	142	164	A	V
													V
													V
													V
													V
													V
													V
													V
													V
													V

WIFI Ant. 6+7	Note	Frequency (MHz)	Level (dBμV/m)	Margin (dB)	Limit Line (dBμV/m)	Read Level (dBμV)	Antenna Factor (dB/m)	Path Loss (dB)	Preamp Factor (dB)	Ant Pos (cm)	Table Pos (deg)	Peak Avg. (P/A)	Pol. (H/V)
		4924	40.05	-33.95	74	62.4	32.75	11.44	66.54	-	-	P	H
		7386	44.14	-29.86	74	60.02	36.66	13.82	66.36	-	-	P	H
													H
													H
													H
													H
													H
													H
													H
													H
802.11ax													H
HE20 Full													H
CH 11		4924	40.11	-33.89	74	62.46	32.75	11.44	66.54	-	-	P	V
2462MHz		7386	44.43	-29.57	74	60.31	36.66	13.82	66.36	-	-	P	V
													V
													V
													V
													V
													V
													V
													V
													V
													V
													V

Remark

1. No other spurious found.
2. All results are PASS against Peak and Average limit line.
3. The emission position marked as "-" means no suspected emission found with sufficient margin against limit line or noise floor only.

2.4GHz 2400~2483.5MHz

WIFI 802.11ax HE20 Partial 106 (Band Edge @ 3m)

WIFI Ant. 6+7	Note	Frequency (MHz)	Level (dBμV/m)	Margin (dB)	Limit Line (dBμV/m)	Read Level (dBμV)	Antenna Factor (dB/m)	Path Loss (dB)	Preamp Factor (dB)	Ant Pos (cm)	Table Pos (deg)	Peak Avg. (P/A)	Pol. (H/V)
802.11ax HE20 Partial 106/53 CH 01 2412MHz		2389.275	69.01	-4.99	74	53.92	27.39	17.61	29.91	182	186	P	H
		2389.8	48.57	-5.43	54	33.47	27.4	17.61	29.91	182	186	A	H
	*	2412	112.69	-	-	97.54	27.42	17.64	29.91	182	186	P	H
	*	2412	104.86	-	-	89.71	27.42	17.64	29.91	182	186	A	H
													H
													H
		2388.96	70.8	-3.2	74	55.71	27.39	17.61	29.91	306	311	P	V
		2387.91	48.98	-5.02	54	33.9	27.38	17.61	29.91	306	311	A	V
	*	2412	113.52	-	-	98.37	27.42	17.64	29.91	306	311	P	V
	*	2412	104.91	-	-	89.76	27.42	17.64	29.91	306	311	A	V
													V
													V
802.11ax HE20 Partial 106/54 CH 11 2462MHz	*	2462	115.36	-	-	99.97	27.62	17.66	29.89	197	211	P	H
	*	2462	106.37	-	-	90.98	27.62	17.66	29.89	197	211	A	H
		2484	70.68	-3.32	74	55.14	27.74	17.68	29.88	197	211	P	H
		2483.92	48.84	-5.16	54	33.3	27.74	17.68	29.88	197	211	A	H
													H
													H
	*	2462	111.53	-	-	96.14	27.62	17.66	29.89	221	334	P	V
	*	2462	102.96	-	-	87.57	27.62	17.66	29.89	221	334	A	V
		2483.72	70.05	-3.95	74	54.51	27.74	17.68	29.88	221	334	P	V
		2483.72	47.6	-6.4	54	32.06	27.74	17.68	29.88	221	334	A	V
													V
													V

Remark

1. No other spurious found.
2. All results are PASS against Peak and Average limit line.
3. The emission position marked as "-" means no suspected emission found with sufficient margin against limit line or noise floor only.

2.4GHz 2400~2483.5MHz

WIFI 802.11ax HE40 Full (Band Edge @ 3m)

WIFI Ant. 6+7	Note	Frequency (MHz)	Level (dBμV/m)	Margin (dB)	Limit Line (dBμV/m)	Read Level (dBμV)	Antenna Factor (dB/m)	Path Loss (dB)	Preamp Factor (dB)	Ant Pos (cm)	Table Pos (deg)	Peak Avg. (P/A)	Pol. (H/V)
802.11ax HE40 Full CH 03 2422MHz		2389.65	61.66	-12.34	74	46.56	27.4	17.61	29.91	208	230	P	H
		2389.95	52.61	-1.39	54	37.51	27.4	17.61	29.91	208	230	A	H
	*	2422	111.6	-	-	96.34	27.52	17.64	29.9	208	230	P	H
	*	2422	103.35	-	-	88.09	27.52	17.64	29.9	208	230	A	H
		2483.71	58.09	-15.91	74	42.55	27.74	17.68	29.88	208	230	P	H
		2483.62	47.34	-6.66	54	31.8	27.74	17.68	29.88	208	230	A	H
		2389.95	64.56	-9.44	74	49.46	27.4	17.61	29.91	300	305	P	V
		2389.95	51.86	-2.14	54	36.76	27.4	17.61	29.91	300	305	A	V
	*	2422	107.5	-	-	92.24	27.52	17.64	29.9	300	305	P	V
	*	2422	99.05	-	-	83.79	27.52	17.64	29.9	300	305	A	V
		2496.4	56.23	-17.77	74	40.63	27.8	17.68	29.88	300	305	P	V
		2483.71	45.97	-8.03	54	30.43	27.74	17.68	29.88	300	305	A	V
802.11ax HE40 Full CH 06 2437MHz		2388.6	56.94	-17.06	74	41.85	27.39	17.61	29.91	209	217	P	H
		2389.95	47.5	-6.5	54	32.4	27.4	17.61	29.91	209	217	A	H
	*	2437	110.07	-	-	94.72	27.6	17.65	29.9	209	217	P	H
	*	2437	102.19	-	-	86.84	27.6	17.65	29.9	209	217	A	H
		2485.06	61.85	-12.15	74	46.3	27.75	17.68	29.88	209	217	P	H
		2483.62	51.97	-2.03	54	36.43	27.74	17.68	29.88	209	217	A	H
		2389.65	55.46	-18.54	74	40.36	27.4	17.61	29.91	100	260	P	V
		2389.8	46.69	-7.31	54	31.59	27.4	17.61	29.91	100	260	A	V
	*	2437	105.12	-	-	89.77	27.6	17.65	29.9	100	260	P	V
	*	2437	97.14	-	-	81.79	27.6	17.65	29.9	100	260	A	V
		2483.98	58.1	-15.9	74	42.56	27.74	17.68	29.88	100	260	P	V
		2483.53	49.45	-4.55	54	33.91	27.74	17.68	29.88	100	260	A	V

WIFI Ant. 6+7	Note	Frequency (MHz)	Level (dBμV/m)	Margin (dB)	Limit Line (dBμV/m)	Read Level (dBμV)	Antenna Factor (dB/m)	Path Loss (dB)	Preamp Factor (dB)	Ant Pos (cm)	Table Pos (deg)	Peak Avg. (P/A)	Pol. (H/V)
802.11ax HE40 Full CH 09 2452MHz		2346	55.03	-18.97	74	40.22	27.2	17.54	29.93	219	277	P	H
		2385.45	45.24	-8.76	54	30.2	27.35	17.6	29.91	219	277	A	H
	*	2452	101.49	-	-	86.12	27.6	17.66	29.89	219	277	P	H
	*	2452	92.99	-	-	77.62	27.6	17.66	29.89	219	277	A	H
		2484.07	64.44	-9.56	74	48.9	27.74	17.68	29.88	219	277	P	H
		2483.62	52.53	-1.47	54	36.99	27.74	17.68	29.88	219	277	A	H
		2389.2	55.45	-18.55	74	40.36	27.39	17.61	29.91	126	309	P	V
		2389.35	45.25	-8.75	54	30.16	27.39	17.61	29.91	126	309	A	V
	*	2452	99.22	-	-	83.85	27.6	17.66	29.89	126	309	P	V
	*	2452	91.79	-	-	76.42	27.6	17.66	29.89	126	309	A	V
		2484.34	59.48	-14.52	74	43.94	27.74	17.68	29.88	126	309	P	V
		2483.53	50.21	-3.79	54	34.67	27.74	17.68	29.88	126	309	A	V
Remark	1. No other spurious found. 2. All results are PASS against Peak and Average limit line.												

2.4GHz 2400~2483.5MHz

WIFI 802.11 ax HE40 Full (Harmonic @ 3m)

WIFI Ant. 6+7	Note	Frequency (MHz)	Level (dBµV/m)	Margin (dB)	Limit Line (dBµV/m)	Read Level (dBµV)	Antenna Factor (dB/m)	Path Loss (dB)	Preamp Factor (dB)	Ant Pos (cm)	Table Pos (deg)	Peak Avg. (P/A)	Pol. (H/V)
		4844	38.71	-35.29	74	61.55	32.56	11.22	66.62	-	-	P	H
		7266	45.15	-28.85	74	60.64	37.04	13.78	66.31	-	-	P	H
													H
													H
													H
													H
													H
													H
													H
													H
802.11ax													H
HE40 Full													H
CH 03		4844	38.78	-35.22	74	61.62	32.56	11.22	66.62	-	-	P	V
2422MHz		7266	45.11	-28.89	74	60.6	37.04	13.78	66.31	-	-	P	V
													V
													V
													V
													V
													V
													V
													V
													V
													V
													V

WIFI Ant. 6+7	Note	Frequency (MHz)	Level (dBµV/m)	Margin (dB)	Limit Line (dBµV/m)	Read Level (dBµV)	Antenna Factor (dB/m)	Path Loss (dB)	Preamp Factor (dB)	Ant Pos (cm)	Table Pos (deg)	Peak Avg. (P/A)	Pol. (H/V)
		4874	39.32	-34.68	74	61.96	32.65	11.3	66.59	-	-	P	H
		7311	43.92	-30.08	74	59.57	36.88	13.8	66.33	-	-	P	H
													H
													H
													H
													H
													H
													H
													H
													H
I802.11ax													H
HE40 Full													H
CH 06		4874	39.57	-34.43	74	62.21	32.65	11.3	66.59	-	-	P	V
2437MHz		7311	44.16	-29.84	74	59.81	36.88	13.8	66.33	-	-	P	V
													V
													V
													V
													V
													V
													V
													V
													V
													V
													V

WIFI Ant. 6+7	Note	Frequency (MHz)	Level (dBμV/m)	Margin (dB)	Limit Line (dBμV/m)	Read Level (dBμV)	Antenna Factor (dB/m)	Path Loss (dB)	Preamp Factor (dB)	Ant Pos (cm)	Table Pos (deg)	Peak Avg. (P/A)	Pol. (H/V)
		4904	39.09	-34.91	74	61.55	32.71	11.39	66.56	-	-	P	H
		7356	44.05	-29.95	74	59.81	36.78	13.81	66.35	-	-	P	H
													H
													H
													H
													H
													H
													H
													H
													H
802.11ax													H
HE40 Full													H
CH 09		4904	38.62	-35.38	74	61.08	32.71	11.39	66.56	-	-	P	V
2452MHz		7356	43.95	-30.05	74	59.71	36.78	13.81	66.35	-	-	P	V
													V
													V
													V
													V
													V
													V
													V
													V
													V
													V

Remark

1. No other spurious found.
2. All results are PASS against Peak and Average limit line.
3. The emission position marked as "-" means no suspected emission found with sufficient margin against limit line or noise floor only.

2.4GHz 2400~2483.5MHz

WIFI 802.11ax HE40 Partial 242 (Band Edge @ 3m)

WIFI Ant. 6+7	Note	Frequency (MHz)	Level (dBμV/m)	Margin (dB)	Limit Line (dBμV/m)	Read Level (dBμV)	Antenna Factor (dB/m)	Path Loss (dB)	Preamp Factor (dB)	Ant Pos (cm)	Table Pos (deg)	Peak Avg. (P/A)	Pol. (H/V)
802.11ax HE40 Partial 242/61 CH 03 2422MHz		2389.8	63.36	-10.64	74	48.26	27.4	17.61	29.91	207	224	P	H
		2389.95	52.23	-1.77	54	37.13	27.4	17.61	29.91	207	224	A	H
	*	2422	113.91	-	-	98.65	27.52	17.64	29.9	207	224	P	H
	*	2422	105.12	-	-	89.86	27.52	17.64	29.9	207	224	A	H
		2485.6	62.34	-11.66	74	46.78	27.76	17.68	29.88	207	224	P	H
		2485.69	47.34	-6.66	54	31.78	27.76	17.68	29.88	207	224	A	H
		2389.5	64.89	-9.11	74	49.79	27.4	17.61	29.91	302	313	P	V
		2389.95	52.28	-1.72	54	37.18	27.4	17.61	29.91	302	313	A	V
	*	2422	109.41	-	-	94.15	27.52	17.64	29.9	302	313	P	V
	*	2422	101.03	-	-	85.77	27.52	17.64	29.9	302	313	A	V
		2484.07	60.7	-13.3	74	45.16	27.74	17.68	29.88	302	313	P	V
		2484.16	46.23	-7.77	54	30.69	27.74	17.68	29.88	302	313	A	V
802.11ax HE40 Partial 242/62 CH 09 2452MHz		2314.5	56.68	-17.32	74	41.94	27.2	17.48	29.94	218	289	P	H
		2374.05	45.33	-8.67	54	30.43	27.24	17.58	29.92	218	289	A	H
	*	2452	105.88	-	-	90.51	27.6	17.66	29.89	218	289	P	H
	*	2452	96.26	-	-	80.89	27.6	17.66	29.89	218	289	A	H
		2484.25	66.91	-7.09	74	51.37	27.74	17.68	29.88	218	289	P	H
		2483.53	52.66	-1.34	54	37.12	27.74	17.68	29.88	218	289	A	H
		2362.8	56.59	-17.41	74	41.75	27.2	17.56	29.92	101	160	P	V
		2379.9	45.37	-8.63	54	30.4	27.3	17.59	29.92	101	160	A	V
	*	2452	101.69	-	-	86.32	27.6	17.66	29.89	101	160	P	V
	*	2452	93.55	-	-	78.18	27.6	17.66	29.89	101	160	A	V
		2485.06	63.91	-10.09	74	48.36	27.75	17.68	29.88	101	160	P	V
		2483.53	50.12	-3.88	54	34.58	27.74	17.68	29.88	101	160	A	V
Remark	1. No other spurious found. 2. All results are PASS against Peak and Average limit line.												

Emission above 18GHz

2.4GHz WIFI 802.11ax HE40 (SHF)

WIFI Ant. 6+7	Note	Frequency (MHz)	Level (dBμV/m)	Margin (dB)	Limit Line (dBμV/m)	Read Level (dBμV)	Antenna Factor (dB/m)	Path Loss (dB)	Preamp Factor (dB)	Ant Pos (cm)	Table Pos (deg)	Peak Avg. (P/A)	Pol. (H/V)
2.4GHz 802.11ax HE40 SHF		23593	40.67	-33.33	74	58.36	39.09	-2.64	54.14	-	-	P	H
													H
													H
													H
													H
													H
													H
													H
													H
													H
													H
													H
		24720	40.4	-33.6	74	56.99	39.36	-2.54	53.41	-	-	P	V
													V
													V
													V
													V
													V
													V
													V
													V
													V
													V
													V

Remark

1. No other spurious found.
2. All results are PASS against limit line.
3. The emission position marked as "-" means no suspected emission found with sufficient margin against limit line or noise floor only.

Emission below 1GHz

2.4GHz WIFI 802.11ax HE40 (LF)

WIFI Ant. 6+7	Note	Frequency (MHz)	Level (dBμV/m)	Margin (dB)	Limit Line (dBμV/m)	Read Level (dBμV)	Antenna Factor (dB/m)	Path Loss (dB)	Preamp Factor (dB)	Ant Pos (cm)	Table Pos (deg)	Peak Avg. (P/A)	Pol. (H/V)
2.4GHz 802.11ax HE40 LF		32.7	22.86	-17.14	40	31.3	23.25	0.76	32.45	-	-	P	H
		189.03	23.07	-20.43	43.5	38.6	14.88	1.95	32.36	-	-	P	H
		254.37	20.97	-25.03	46	31.97	19.09	2.33	32.42	-	-	P	H
		415.5	27.55	-18.45	46	34.49	22.48	3.09	32.51	-	-	P	H
		742.4	31.31	-14.69	46	31.54	28.1	4.22	32.55	-	-	P	H
		901.3	33.89	-12.11	46	32.2	29.01	4.6	31.92	-	-	P	H
													H
													H
													H
													H
													H
													H
		33.24	31.4	-8.6	40	40.14	22.94	0.77	32.45	-	-	P	V
		188.22	28.74	-14.76	43.5	44.25	14.9	1.95	32.36	-	-	P	V
		265.44	20.85	-25.15	46	31.15	19.73	2.39	32.42	-	-	P	V
		489	25.93	-20.07	46	31.71	23.67	3.22	32.67	-	-	P	V
		750.1	31.88	-14.12	46	31.98	28.17	4.24	32.51	-	-	P	V
		952.4	33.97	-12.03	46	29.93	30.77	4.77	31.5	-	-	P	V
													V
													V
													V
													V
													V
													V
Remark	1. No other spurious found. 2. All results are PASS against limit line. 3. The emission position marked as “-” means no suspected emission found and emission level has at least 6dB margin against limit or emission is noise floor only.												

<Sample 2>

2.4GHz 2400~2483.5MHz

WIFI 802.11ax HE40 Full (Band Edge @ 3m)

WIFI	Note	Frequency	Level	Margin	Limit	Read	Antenna	Path	Preamp	Ant	Table	Peak	Pol.
Ant.					Line	Level	Factor	Loss	Factor	Pos	Pos	Avg.	
6+7		(MHz)	(dBμV/m)	(dB)	(dBμV/m)	(dBμV)	(dB/m)	(dB)	(dB)	(cm)	(deg)	(P/A)	(H/V)
802.11ax HE40 Full CH 03 2422MHz		2389.95	61.07	-12.93	74	45.97	27.4	17.61	29.91	121	348	P	H
		2389.95	50.24	-3.76	54	35.14	27.4	17.61	29.91	121	348	A	H
	*	2422	105.6	-	-	90.34	27.52	17.64	29.9	121	348	P	H
	*	2422	97	-	-	81.74	27.52	17.64	29.9	121	348	A	H
		2484.25	56.29	-17.71	74	40.75	27.74	17.68	29.88	121	348	P	H
		2483.53	46.91	-7.09	54	31.37	27.74	17.68	29.88	121	348	A	H
		2389.95	60.67	-13.33	74	45.57	27.4	17.61	29.91	400	41	P	V
		2389.95	50.26	-3.74	54	35.16	27.4	17.61	29.91	400	41	A	V
	*	2422	105.94	-	-	90.68	27.52	17.64	29.9	400	41	P	V
	*	2422	97.32	-	-	82.06	27.52	17.64	29.9	400	41	A	V
		2483.8	56.7	-17.3	74	41.16	27.74	17.68	29.88	400	41	P	V
		2483.71	46.68	-7.32	54	31.14	27.74	17.68	29.88	400	41	A	V
Remark	1. No other spurious found. 2. All results are PASS against Peak and Average limit line.												

2.4GHz 2400~2483.5MHz

WIFI 802.11 ax HE40 Full (Harmonic @ 3m)

WIFI	Note	Frequency	Level	Margin	Limit	Read	Antenna	Path	Preamp	Ant	Table	Peak	Pol.
Ant.					Line	Level	Factor	Loss	Factor	Pos	Pos	Avg.	
6+7		(MHz)	(dBμV/m)	(dB)	(dBμV/m)	(dBμV)	(dB/m)	(dB)	(dB)	(cm)	(deg)	(P/A)	(H/V)
		4844	39.42	-34.58	74	62.26	32.56	11.22	66.62	-	-	P	H
		7266	44.3	-29.7	74	59.79	37.04	13.78	66.31	-	-	P	H
													H
													H
													H
													H
													H
													H
													H
													H
802.11ax													H
HE40 Full													H
CH 03		4844	39.1	-34.9	74	61.94	32.56	11.22	66.62	-	-	P	V
2422MHz		7266	44.38	-29.62	74	59.87	37.04	13.78	66.31	-	-	P	V
													V
													V
													V
													V
													V
													V
													V
													V
													V
													V

Emission above 18GHz

2.4GHz WIFI 802.11ax HE40 (SHF)

WIFI Ant.	Note	Frequency	Level	Margin	Limit Line	Read Level	Antenna Factor	Path Loss	Preamp Factor	Ant Pos	Table Pos	Peak Avg.	Pol.
6+7		(MHz)	(dBμV/m)	(dB)	(dBμV/m)	(dBμV)	(dB/m)	(dB)	(dB)	(cm)	(deg)	(P/A)	(H/V)
2.4GHz 802.11ax HE40 SHF		24174	39.76	-34.24	74	57.32	38.75	-2.55	53.76	-	-	P	H
													H
													H
													H
													H
													H
													H
													H
													H
													H
													H
													H
		24069	37.91	-36.09	74	55.28	39.04	-2.57	53.84	-	-	P	V
													V
													V
													V
													V
													V
													V
													V
													V
													V
													V
													V
Remark	1. No other spurious found. 2. All results are PASS against limit line. 3. The emission position marked as "-" means no suspected emission found with sufficient margin against limit line or noise floor only.												

Emission below 1GHz

2.4GHz WIFI 802.11ax HE40 (LF)

WIFI Ant. 6+7	Note	Frequency (MHz)	Level (dBμV/m)	Margin (dB)	Limit Line (dBμV/m)	Read Level (dBμV)	Antenna Factor (dB/m)	Path Loss (dB)	Preamp Factor (dB)	Ant Pos (cm)	Table Pos (deg)	Peak Avg. (P/A)	Pol. (H/V)
2.4GHz 802.11ax HE40 LF		30	23.39	-16.61	40	30.72	24.4	0.71	32.44	-	-	P	H
		142.59	21.31	-22.19	43.5	34.45	17.57	1.71	32.42	-	-	P	H
		265.98	20.85	-25.15	46	31.24	19.63	2.4	32.42	-	-	P	H
		407.1	29.06	-16.94	46	36.39	22.1	3.08	32.51	-	-	P	H
		737.5	30.61	-15.39	46	31	27.97	4.21	32.57	-	-	P	H
		983.9	34.32	-19.68	54	29.97	30.64	4.89	31.18	-	-	P	H
													H
													H
													H
													H
													H
													H
		33.51	30.76	-9.24	40	39.61	22.82	0.78	32.45	-	-	P	V
		128.28	25.98	-17.52	43.5	39.27	17.48	1.63	32.4	-	-	P	V
		268.14	20.52	-25.48	46	31.29	19.24	2.41	32.42	-	-	P	V
		495.3	25.39	-20.61	46	31	23.84	3.24	32.69	-	-	P	V
		771.1	31.07	-14.93	46	31.12	28.19	4.27	32.51	-	-	P	V
		938.4	33.86	-12.14	46	30.42	30.34	4.72	31.62	-	-	P	V
													V
													V
													V
													V
													V
													V
Remark	1. No other spurious found. 2. All results are PASS against limit line. 3. The emission position marked as "-" means no suspected emission found and emission level has at least 6dB margin against limit or emission is noise floor only.												

<Sample 3>

2.4GHz 2400~2483.5MHz

WIFI 802.11ax HE40 Full (Band Edge @ 3m)

WIFI	Note	Frequency	Level	Margin	Limit	Read	Antenna	Path	Preamp	Ant	Table	Peak	Pol.
Ant.					Line	Level	Factor	Loss	Factor	Pos	Pos	Avg.	
6+7		(MHz)	(dBμV/m)	(dB)	(dBμV/m)	(dBμV)	(dB/m)	(dB)	(dB)	(cm)	(deg)	(P/A)	(H/V)
802.11ax HE40 Full CH 03 2422MHz		2389.95	62.23	-11.77	74	47.13	27.4	17.61	29.91	115	360	P	H
		2389.95	51.7	-2.3	54	36.6	27.4	17.61	29.91	115	360	A	H
	*	2422	106.84	-	-	91.58	27.52	17.64	29.9	115	360	P	H
	*	2422	97.73	-	-	82.47	27.52	17.64	29.9	115	360	A	H
		2483.62	56.27	-17.73	74	40.73	27.74	17.68	29.88	115	360	P	H
		2483.71	46.55	-7.45	54	31.01	27.74	17.68	29.88	115	360	A	H
		2389.95	60.59	-13.41	74	45.49	27.4	17.61	29.91	360	46	P	V
		2389.95	51.33	-2.67	54	36.23	27.4	17.61	29.91	360	46	A	V
	*	2422	106.21	-	-	90.95	27.52	17.64	29.9	360	46	P	V
	*	2422	97.95	-	-	82.69	27.52	17.64	29.9	360	46	A	V
		2485.69	56.64	-17.36	74	41.08	27.76	17.68	29.88	360	46	P	V
		2483.53	46.63	-7.37	54	31.09	27.74	17.68	29.88	360	46	A	V
Remark	1. No other spurious found. 2. All results are PASS against Peak and Average limit line.												

2.4GHz 2400~2483.5MHz

WIFI 802.11 ax HE40 Full (Harmonic @ 3m)

WIFI	Note	Frequency	Level	Margin	Limit	Read	Antenna	Path	Preamp	Ant	Table	Peak	Pol.
Ant.					Line	Level	Factor	Loss	Factor	Pos	Pos	Avg.	
6+7		(MHz)	(dBμV/m)	(dB)	(dBμV/m)	(dBμV)	(dB/m)	(dB)	(dB)	(cm)	(deg)	(P/A)	(H/V)
		4844	40.17	-33.83	74	63.01	32.56	11.22	66.62	-	-	P	H
		7266	44.82	-29.18	74	60.31	37.04	13.78	66.31	-	-	P	H
													H
													H
													H
													H
													H
													H
													H
													H
802.11ax													H
HE40 Full													H
CH 03		4844	38.96	-35.04	74	61.8	32.56	11.22	66.62	-	-	P	V
2422MHz		7266	44.92	-29.08	74	60.41	37.04	13.78	66.31	-	-	P	V
													V
													V
													V
													V
													V
													V
													V
													V
													V
													V

Emission above 18GHz

2.4GHz WIFI 802.11ax HE40 (SHF)

WIFI Ant. 6+7	Note	Frequency (MHz)	Level (dBμV/m)	Margin (dB)	Limit Line (dBμV/m)	Read Level (dBμV)	Antenna Factor (dB/m)	Path Loss (dB)	Preamp Factor (dB)	Ant Pos (cm)	Table Pos (deg)	Peak Avg. (P/A)	Pol. (H/V)
2.4GHz 802.11ax HE40 SHF		24741	39.33	-34.67	74	55.95	39.32	-2.54	53.4	-	-	P	H
													H
													H
													H
													H
													H
													H
													H
													H
													H
													H
													H
		24384	38.17	-35.83	74	55.34	38.93	-2.51	53.59	-	-	P	V
													V
													V
													V
													V
													V
													V
													V
													V
													V
													V
													V
													V
Remark	1. No other spurious found. 2. All results are PASS against limit line. 3. The emission position marked as "-" means no suspected emission found with sufficient margin against limit line or noise floor only.												

Emission below 1GHz

2.4GHz WIFI 802.11ax HE40 (LF)

WIFI	Note	Frequency	Level	Margin	Limit	Read	Antenna	Path	Preamp	Ant	Table	Peak	Pol.
Ant.					Line	Level	Factor	Loss	Factor	Pos	Pos	Avg.	
6+7		(MHz)	(dBμV/m)	(dB)	(dBμV/m)	(dBμV)	(dB/m)	(dB)	(dB)	(cm)	(deg)	(P/A)	(H/V)
2.4GHz 802.11ax HE40 LF		30.27	22.26	-17.74	40	29.71	24.28	0.71	32.44	-	-	P	H
		199.56	24.95	-18.55	43.5	40.34	14.97	2.03	32.39	-	-	P	H
		233.31	23.68	-22.32	46	37.2	16.67	2.22	32.41	-	-	P	H
		403.6	35.96	-10.04	46	43.43	21.96	3.08	32.51	100	165	Q	H
		734	32.62	-13.38	46	33.15	27.87	4.19	32.59	-	-	P	H
		962.9	35.16	-18.84	54	30.73	31.01	4.81	31.39	-	-	P	H
													H
													H
													H
													H
													H
													H
		33.24	29.82	-10.18	40	38.56	22.94	0.77	32.45	-	-	P	V
		127.47	27.93	-15.57	43.5	41.24	17.46	1.62	32.39	-	-	P	V
		263.82	20.51	-25.49	46	30.55	20	2.38	32.42	-	-	P	V
		419	33.78	-12.22	46	40.57	22.62	3.1	32.51	-	-	P	V
		762	30.55	-15.45	46	30.61	28.19	4.26	32.51	-	-	P	V
		991.6	34.89	-19.11	54	30.67	30.4	4.92	31.1	-	-	P	V
													V
													V
													V
													V
													V
													V
Remark	1. No other spurious found. 2. All results are PASS against limit line. 3. The emission position marked as “-” means no suspected emission found and emission level has at least 6dB margin against limit or emission is noise floor only.												

<Sample 4>

2.4GHz 2400~2483.5MHz

WIFI 802.11ax HE40 Full (Band Edge @ 3m)

WIFI	Note	Frequency	Level	Margin	Limit	Read	Antenna	Path	Preamp	Ant	Table	Peak	Pol.
Ant.					Line	Level	Factor	Loss	Factor	Pos	Pos	Avg.	
6+7		(MHz)	(dBμV/m)	(dB)	(dBμV/m)	(dBμV)	(dB/m)	(dB)	(dB)	(cm)	(deg)	(P/A)	(H/V)
802.11ax HE40 Full CH 03 2422MHz		2389.95	61.12	-12.88	74	46.02	27.4	17.61	29.91	400	320	P	H
		2389.95	51.91	-2.09	54	36.81	27.4	17.61	29.91	400	320	A	H
	*	2422	105.24	-	-	89.98	27.52	17.64	29.9	400	320	P	H
	*	2422	96.15	-	-	80.89	27.52	17.64	29.9	400	320	A	H
		2491.99	56.82	-17.18	74	41.22	27.8	17.68	29.88	400	320	P	H
		2484.25	46.09	-7.91	54	30.55	27.74	17.68	29.88	400	320	A	H
		2389.95	63.19	-10.81	74	48.09	27.4	17.61	29.91	100	13	P	V
		2389.95	52.53	-1.47	54	37.43	27.4	17.61	29.91	100	13	A	V
	*	2422	105.84	-	-	90.58	27.52	17.64	29.9	100	13	P	V
	*	2422	94.64	-	-	79.38	27.52	17.64	29.9	100	13	A	V
		2494.15	56.38	-17.62	74	40.78	27.8	17.68	29.88	100	13	P	V
		2483.98	46.17	-7.83	54	30.63	27.74	17.68	29.88	100	13	A	V
Remark	1. No other spurious found. 2. All results are PASS against Peak and Average limit line.												

2.4GHz 2400~2483.5MHz

WIFI 802.11 ax HE40 Full (Harmonic @ 3m)

WIFI	Note	Frequency	Level	Margin	Limit	Read	Antenna	Path	Preamp	Ant	Table	Peak	Pol.
Ant.					Line	Level	Factor	Loss	Factor	Pos	Pos	Avg.	
6+7		(MHz)	(dBμV/m)	(dB)	(dBμV/m)	(dBμV)	(dB/m)	(dB)	(dB)	(cm)	(deg)	(P/A)	(H/V)
		4844	39.42	-34.58	74	62.26	32.56	11.22	66.62	-	-	P	H
		7266	43.58	-30.42	74	59.07	37.04	13.78	66.31	-	-	P	H
													H
													H
													H
													H
													H
													H
													H
													H
802.11ax													H
HE40 Full													H
CH 03		4844	39.02	-34.98	74	61.86	32.56	11.22	66.62	-	-	P	V
2422MHz		7266	44.48	-29.52	74	59.97	37.04	13.78	66.31	-	-	P	V
													V
													V
													V
													V
													V
													V
													V
													V
													V
													V

Emission above 18GHz

2.4GHz WIFI 802.11ax HE40 (SHF)

WIFI Ant. 6+7	Note	Frequency (MHz)	Level (dBμV/m)	Margin (dB)	Limit Line (dBμV/m)	Read Level (dBμV)	Antenna Factor (dB/m)	Path Loss (dB)	Preamp Factor (dB)	Ant Pos (cm)	Table Pos (deg)	Peak Avg. (P/A)	Pol. (H/V)
2.4GHz 802.11ax HE40 SHF		24762	39.9	-34.1	74	56.53	39.32	-2.55	53.4	-	-	P	H
													H
													H
													H
													H
													H
													H
													H
													H
													H
													H
													H
		24839	39.35	-34.65	74	55.56	39.71	-2.56	53.36	-	-	P	V
													V
													V
													V
													V
													V
													V
													V
													V
													V
													V
													V
													V
Remark	1. No other spurious found. 2. All results are PASS against limit line. 3. The emission position marked as "-" means no suspected emission found with sufficient margin against limit line or noise floor only.												

Emission below 1GHz

2.4GHz WIFI 802.11ax HE40 (LF)

WIFI Ant. 6+7	Note	Frequency (MHz)	Level (dBμV/m)	Margin (dB)	Limit Line (dBμV/m)	Read Level (dBμV)	Antenna Factor (dB/m)	Path Loss (dB)	Preamp Factor (dB)	Ant Pos (cm)	Table Pos (deg)	Peak Avg. (P/A)	Pol. (H/V)
2.4GHz 802.11ax HE40 LF		33.24	22.55	-17.45	40	31.29	22.94	0.77	32.45	-	-	P	H
		188.22	20.73	-22.77	43.5	36.24	14.9	1.95	32.36	-	-	P	H
		260.04	20.37	-25.63	46	30.42	20.01	2.36	32.42	-	-	P	H
		473.6	24.5	-21.5	46	30.44	23.47	3.19	32.6	-	-	P	H
		657.7	27.88	-18.12	46	30.29	26.31	3.9	32.62	-	-	P	H
		943.3	33.38	-12.62	46	29.7	30.51	4.74	31.57	-	-	P	H
													H
													H
													H
													H
													H
													H
		69.15	32.1	-7.9	40	51.11	12.21	1.17	32.39	-	-	P	V
		187.95	27.98	-15.52	43.5	43.48	14.91	1.95	32.36	-	-	P	V
		281.64	21.38	-24.62	46	32.44	18.88	2.47	32.41	-	-	P	V
		554.1	27.36	-18.64	46	30.71	25.74	3.46	32.55	-	-	P	V
		751.5	30.81	-15.19	46	30.93	28.15	4.24	32.51	-	-	P	V
		938.4	33.6	-12.4	46	30.16	30.34	4.72	31.62	-	-	P	V
													V
													V
													V
													V
													V
													V
Remark	1. No other spurious found. 2. All results are PASS against limit line. 3. The emission position marked as “-” means no suspected emission found and emission level has at least 6dB margin against limit or emission is noise floor only.												

Note symbol

*	**Fundamental Frequency** which can be ignored. However, the level of any unwanted emissions shall not exceed the level of the fundamental frequency.
!	Test result is **Margin limit** line.
P/A	**P**eak or **A**vg
H/V	**H**orizontal or **V**ertical

A calculation example for radiated spurious emission is shown as below:

WIFI	Note	Frequency	Level	Margin	Limit	Read	Antenna	Path	Preamp	Ant	Table	Peak	Pol.
Ant.					Line	Level	Factor	Loss	Factor	Pos	Pos	Avg.	
6+7		(MHz)	(dBμV/m)	(dB)	(dBμV/m)	(dBμV)	(dB/m)	(dB)	(dB)	(cm)	(deg)	(P/A)	(H/V)
802.11b CH 01 2412MHz		2390	55.45	-18.55	74	54.51	32.22	4.58	35.86	103	308	P	H
		2390	43.54	-10.46	54	42.6	32.22	4.58	35.86	103	308	A	H

1. Path Loss(dB) = Cable loss(dB) + Filter loss(dB) + Attenuator loss(dB)
2. Level(dBμV/m) =

Antenna Factor(dB/m) + Path Loss(dB) + Read Level(dBμV) - Preamp Factor(dB)

3. Over Limit(dB) = Level(dBμV/m) – Limit Line(dBμV/m)

For Peak Limit @ 2390MHz:

1. Level(dBμV/m)

= Antenna Factor(dB/m) + Path Loss(dB) + Read Level(dBμV) - Preamp Factor(dB)

= 32.22(dB/m) + 4.58(dB) + 54.51(dBμV) – 35.86 (dB)

= 55.45 (dBμV/m)

2. Over Limit(dB)

= Level(dBμV/m) – Limit Line(dBμV/m)

= 55.45(dBμV/m) – 74(dBμV/m)

= -18.55(dB)

For Average Limit @ 2390MHz:

1. Level(dBμV/m)

= Antenna Factor(dB/m) + Path Loss(dB) + Read Level(dBμV) - Preamp Factor(dB)

= 32.22(dB/m) + 4.58(dB) + 42.6(dBμV) – 35.86 (dB)

= 43.54 (dBμV/m)

2. Over Limit(dB)

= Level(dBμV/m) – Limit Line(dBμV/m)

= 43.54(dBμV/m) – 54(dBμV/m)

= -10.46(dB)

Both peak and average measured complies with the limit line, so test result is “PASS”.

Appendix D. Radiated Spurious Emission Plots

Test Engineer :	Jack Tsai, Gary Guo, and Steven Wu	**Temperature :**	18.2~20.2°C
		Relative Humidity :	54.2~56.1%

Note symbol

-L	**Low channel location**
-R	**High channel location**

<Sample 1>

2.4GHz 2400~2483.5MHz

WIFI 802.11b (Band Edge @ 3m)

WIFI	2.4GHz 2400~2483.5MHz Band Edge @ 3m	
ANT	802.11b CH01 2412MHz	
6+7	Horizontal	Fundamental
Peak	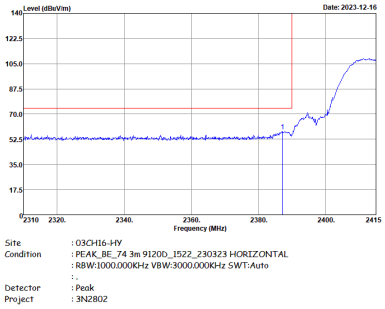	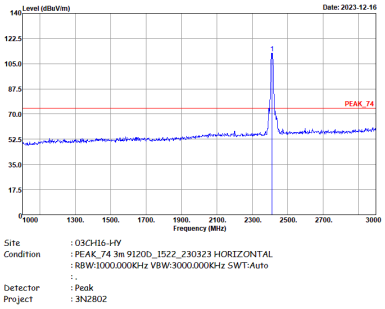
Avg.	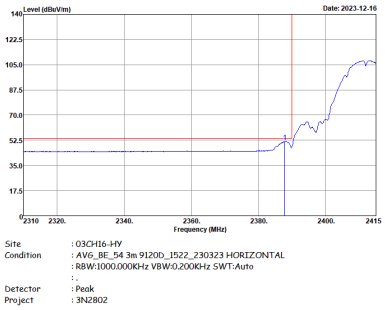	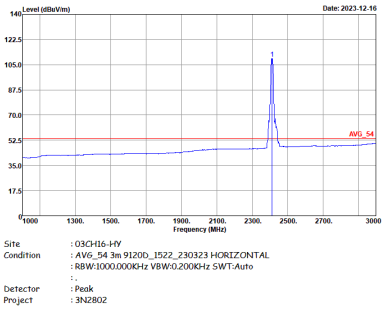

WIFI	2.4GHz 2400~2483.5MHz Band Edge @ 3m	
ANT	802.11b CH01 2412MHz	
6+7	Vertical	Fundamental
Peak	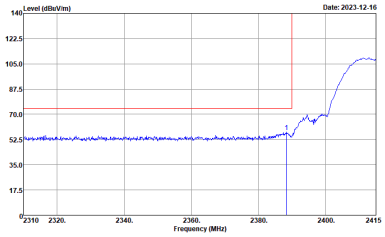 Site : 03CH16-HY Condition : PEAK_BE_74 3m 9120D_1522_230323 VERTICAL : RBW:1000.000KHz VBW:3000.000KHz SWT:Auto : . Detector : Peak Project : 3N2802	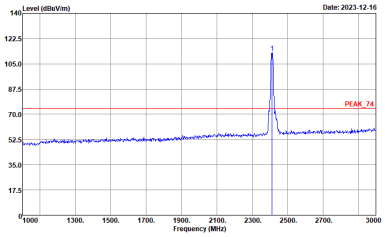 Site : 03CH16-HY Condition : PEAK_74 3m 9120D_1522_230323 VERTICAL : RBW:1000.000KHz VBW:3000.000KHz SWT:Auto : . Detector : Peak Project : 3N2802
Avg.	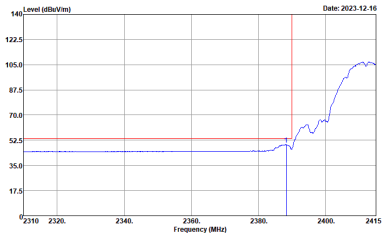 Site : 03CH16-HY Condition : AVG_BE_54 3m 9120D_1522_230323 VERTICAL : RBW:1000.000KHz VBW:0.200KHz SWT:Auto : . Detector : Peak Project : 3N2802	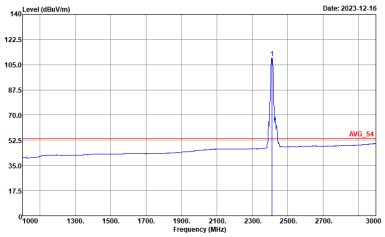 Site : 03CH16-HY Condition : AVG_54 3m 9120D_1522_230323 VERTICAL : RBW:1000.000KHz VBW:0.200KHz SWT:Auto : . Detector : Peak Project : 3N2802

WIFI	2.4GHz 2400~2483.5MHz Band Edge @ 3m	
ANT	802.11b CH06 2437MHz - L	
6+7	Horizontal	Fundamental
Peak	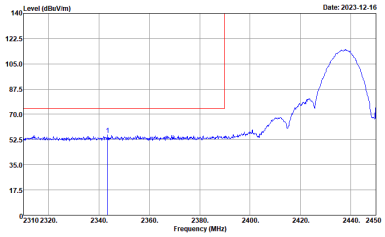 Site : 03CH16-HY Condition : PEAK_BE_74 3m 9120D_1522_230323 HORIZONTAL : RBW:1000.000KHz VBW:3000.000KHz SWT:Auto : . Detector : Peak Project : 3N2802	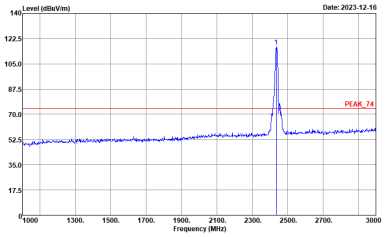 Site : 03CH16-HY Condition : PEAK_74 3m 9120D_1522_230323 HORIZONTAL : RBW:1000.000KHz VBW:3000.000KHz SWT:Auto : . Detector : Peak Project : 3N2802
Avg.	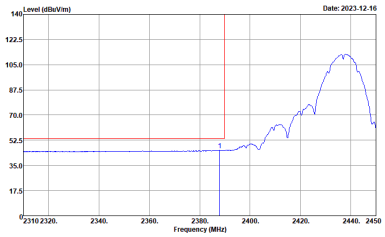 Site : 03CH16-HY Condition : AVG_BE_54 3m 9120D_1522_230323 HORIZONTAL : RBW:1000.000KHz VBW:0.200KHz SWT:Auto : . Detector : Peak Project : 3N2802	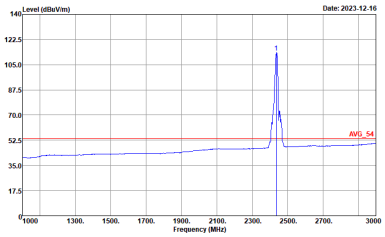 Site : 03CH16-HY Condition : AVG_54 3m 9120D_1522_230323 HORIZONTAL : RBW:1000.000KHz VBW:0.200KHz SWT:Auto : . Detector : Peak Project : 3N2802

WIFI	2.4GHz 2400~2483.5MHz Band Edge @ 3m	
ANT	802.11b CH06 2437MHz - R	
6+7	Horizontal	Fundamental
Peak	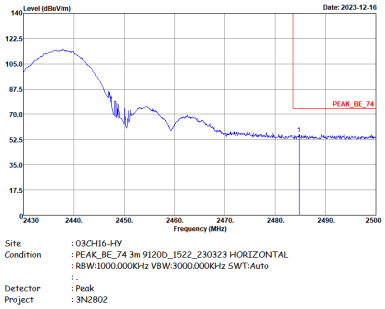	Left blank
Avg.	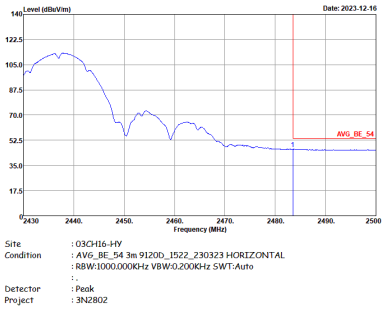	Left blank

WIFI	2.4GHz 2400~2483.5MHz Band Edge @ 3m	
ANT	802.11b CH06 2437MHz - L	
6+7	Vertical	Fundamental
Peak	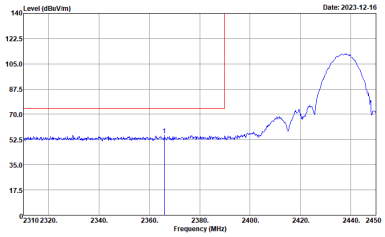 Site : 03CH16-HY Condition : PEAK_BE_74 3m 9120D_1522_230323 VERTICAL : RBW:1000.000KHz VBW:3000.000KHz SWT:Auto : . Detector : Peak Project : 3N2802	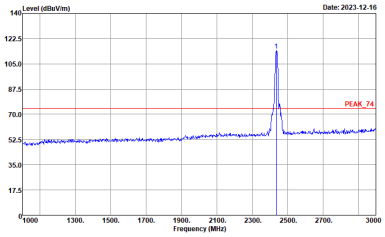 Site : 03CH16-HY Condition : PEAK_74 3m 9120D_1522_230323 VERTICAL : RBW:1000.000KHz VBW:3000.000KHz SWT:Auto : . Detector : Peak Project : 3N2802
Avg.	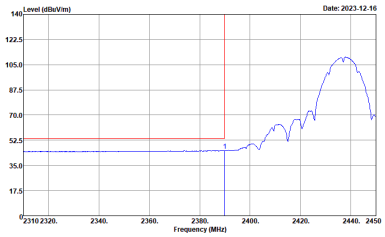 Site : 03CH16-HY Condition : AVG_BE_54 3m 9120D_1522_230323 VERTICAL : RBW:1000.000KHz VBW:0.200KHz SWT:Auto : . Detector : Peak Project : 3N2802	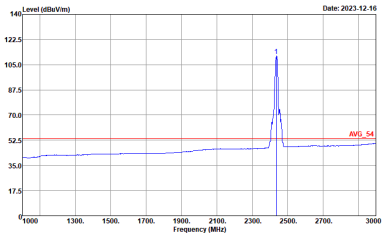 Site : 03CH16-HY Condition : AVG_54 3m 9120D_1522_230323 VERTICAL : RBW:1000.000KHz VBW:0.200KHz SWT:Auto : . Detector : Peak Project : 3N2802

WIFI	2.4GHz 2400~2483.5MHz Band Edge @ 3m	
ANT	802.11b CH06 2437MHz - R	
6+7	Vertical	Fundamental
Peak	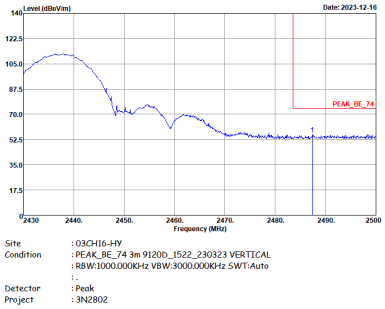	Left blank
Avg.	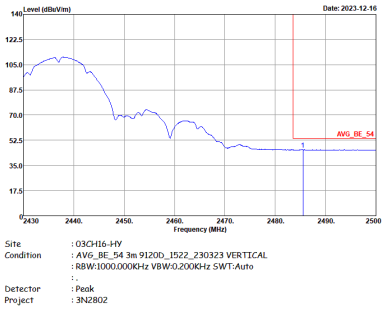	Left blank

WIFI	2.4GHz 2400~2483.5MHz Band Edge @ 3m	
ANT	802.11b CH11 2462MHz	
6+7	Horizontal	Fundamental
Peak	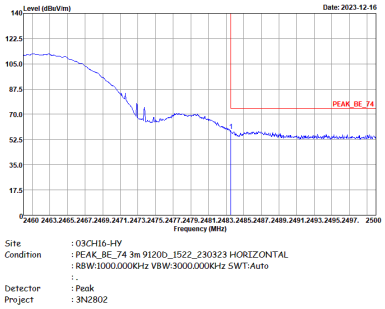	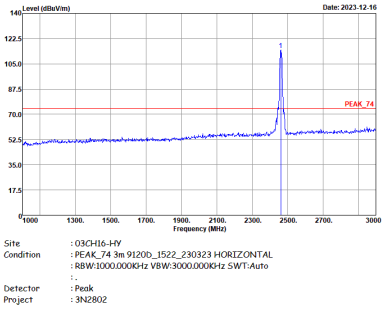
Avg.	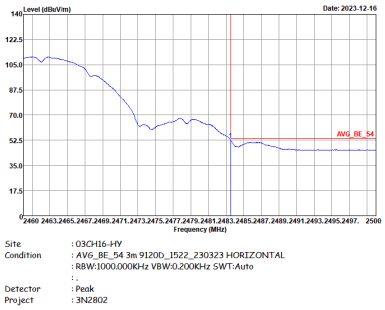	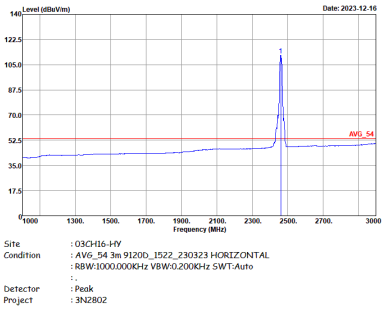

WIFI	2.4GHz 2400~2483.5MHz Band Edge @ 3m	
ANT	802.11b CH11 2462MHz	
6+7	Vertical	Fundamental
Peak	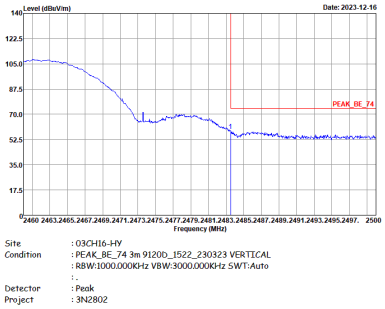	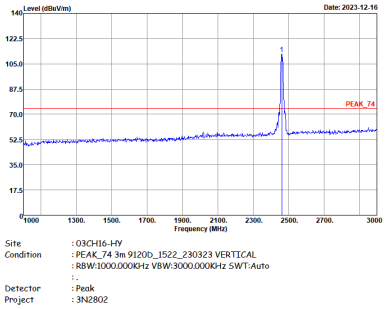
Avg.	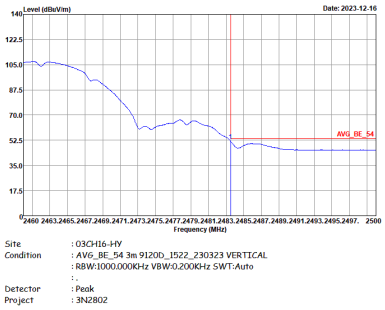	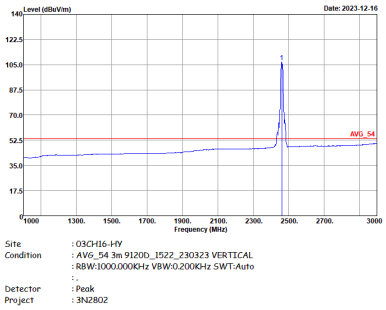

2.4GHz 2400~2483.5MHz

WIFI 802.11g (Band Edge @ 3m)

WIFI	2.4GHz 2400~2483.5MHz Band Edge @ 3m	
ANT	802.11g CH01 2412MHz	
6+7	Horizontal	Fundamental
Peak	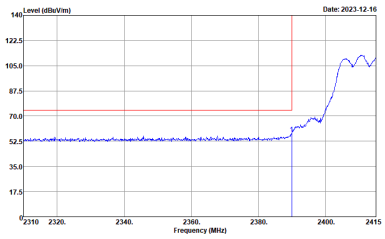 Site : 03CH16-HY Condition : PEAK_BE_74 3m 9120D_1522_230323 HORIZONTAL : RBW:1000.000KHz VBW:3000.000KHz SWT:Auto : . Detector : Peak Project : 3N2802	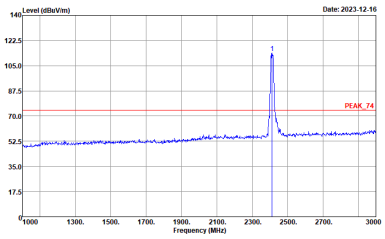 Site : 03CH16-HY Condition : PEAK_74 3m 9120D_1522_230323 HORIZONTAL : RBW:1000.000KHz VBW:3000.000KHz SWT:Auto : . Detector : Peak Project : 3N2802
Avg.	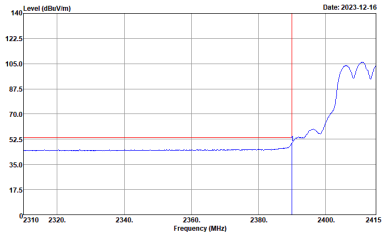 Site : 03CH16-HY Condition : AVG_BE_54 3m 9120D_1522_230323 HORIZONTAL : RBW:1000.000KHz VBW:0.620KHz SWT:Auto : . Detector : Peak Project : 3N2802	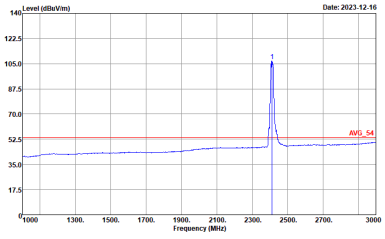 Site : 03CH16-HY Condition : AVG_54 3m 9120D_1522_230323 HORIZONTAL : RBW:1000.000KHz VBW:0.620KHz SWT:Auto : . Detector : Peak Project : 3N2802

WIFI	2.4GHz 2400~2483.5MHz Band Edge @ 3m	
ANT	802.11g CH01 2412MHz	
6+7	Vertical	Fundamental
Peak	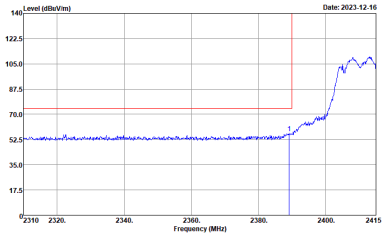 Site : 03CH16-HY Condition : PEAK_BE_74 3m 9120D_1522_230323 VERTICAL : RBW:1000.000KHz VBW:3000.000KHz SWT:Auto : . Detector : Peak Project : 3N2802	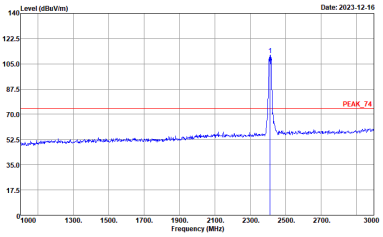 Site : 03CH16-HY Condition : PEAK_74 3m 9120D_1522_230323 VERTICAL : RBW:1000.000KHz VBW:3000.000KHz SWT:Auto : . Detector : Peak Project : 3N2802
Avg.	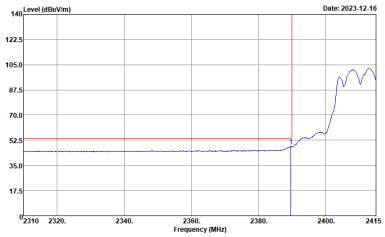 Site : 03CH16-HY Condition : AVG_BE_54 3m 9120D_1522_230323 VERTICAL : RBW:1000.000KHz VBW:0.620KHz SWT:Auto : . Detector : Peak Project : 3N2802	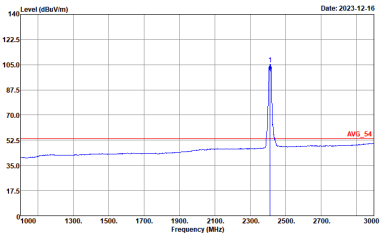 Site : 03CH16-HY Condition : AVG_54 3m 9120D_1522_230323 VERTICAL : RBW:1000.000KHz VBW:0.620KHz SWT:Auto : . Detector : Peak Project : 3N2802

WIFI	2.4GHz 2400~2483.5MHz Band Edge @ 3m	
ANT	802.11g CH06 2437MHz - L	
6+7	Horizontal	Fundamental
Peak	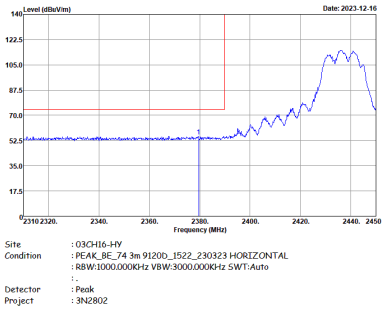	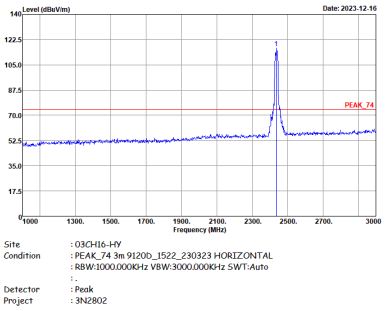
Avg.	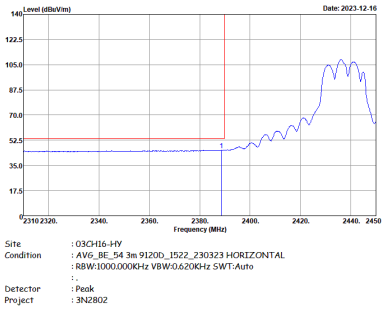	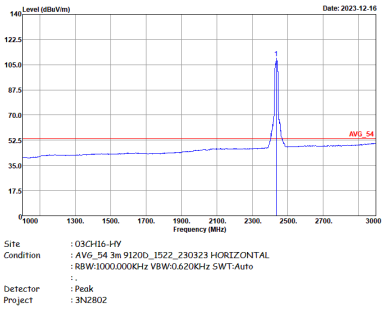

WIFI	2.4GHz 2400~2483.5MHz Band Edge @ 3m	
ANT	802.11g CH06 2437MHz - R	
6+7	Horizontal	Fundamental
Peak	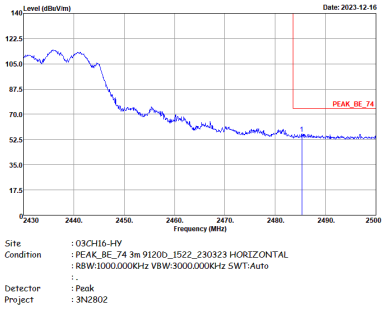	Left blank
Avg.	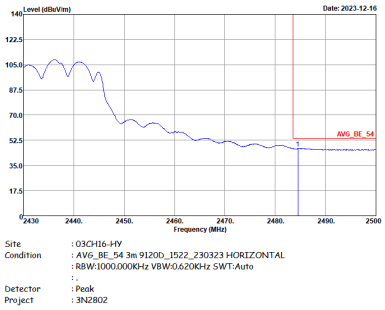	Left blank

WIFI	2.4GHz 2400~2483.5MHz Band Edge @ 3m	
ANT	802.11g CH06 2437MHz - L	
6+7	Vertical	Fundamental
Peak	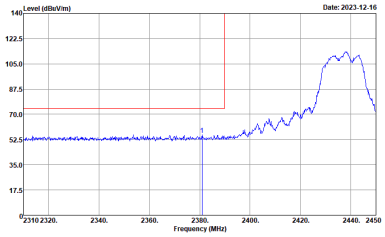 Site : 03CH16-HY Condition : PEAK_BE_74 3m 9120D_1522_230323 VERTICAL : RBW:1000.000KHz VBW:3000.000KHz SWT:Auto : . Detector : Peak Project : 3N2802	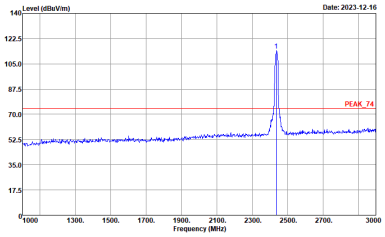 Site : 03CH16-HY Condition : PEAK_74 3m 9120D_1522_230323 VERTICAL : RBW:1000.000KHz VBW:3000.000KHz SWT:Auto : . Detector : Peak Project : 3N2802
Avg.	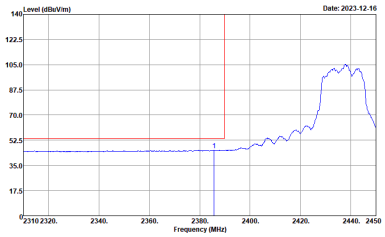 Site : 03CH16-HY Condition : AVG_BE_54 3m 9120D_1522_230323 VERTICAL : RBW:1000.000KHz VBW:0.620KHz SWT:Auto : . Detector : Peak Project : 3N2802	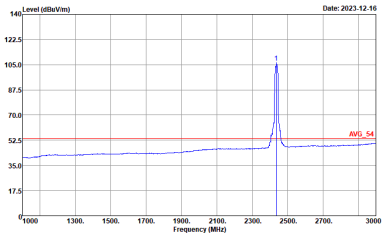 Site : 03CH16-HY Condition : AVG_54 3m 9120D_1522_230323 VERTICAL : RBW:1000.000KHz VBW:0.620KHz SWT:Auto : . Detector : Peak Project : 3N2802

WIFI	2.4GHz 2400~2483.5MHz Band Edge @ 3m	
ANT	802.11g CH06 2437MHz - R	
6+7	Vertical	Fundamental
Peak	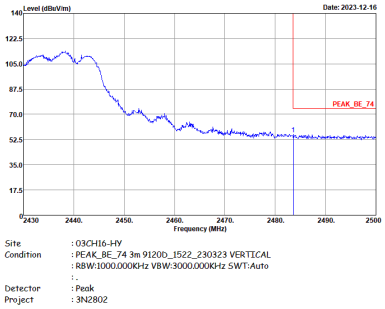	Left Blank
Avg.	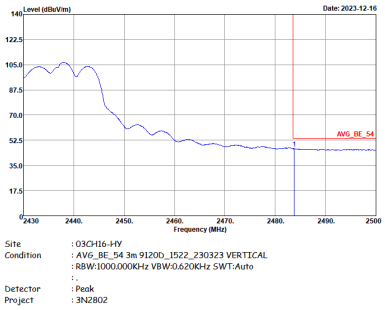	Left Blank

WIFI	2.4GHz 2400~2483.5MHz Band Edge @ 3m	
ANT	802.11g CH11 2462MHz	
6+7	Horizontal	Fundamental
Peak	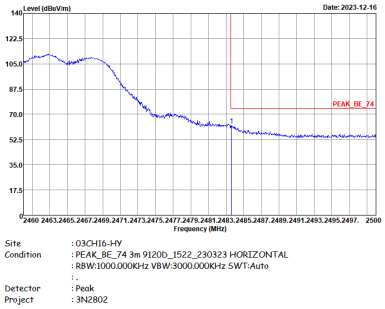	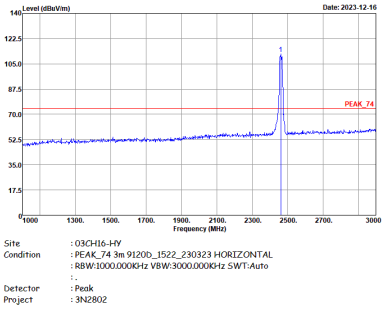
Avg.	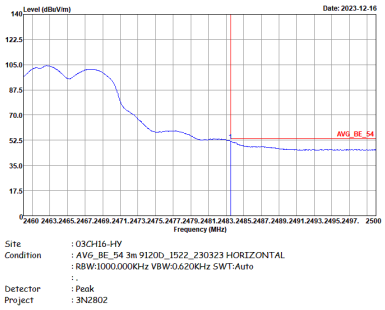	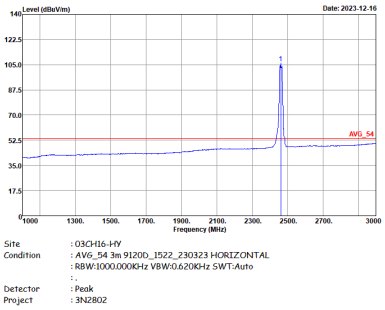

WIFI	2.4GHz 2400~2483.5MHz Band Edge @ 3m	
ANT	802.11g CH11 2462MHz	
6+7	Vertical	Fundamental
Peak	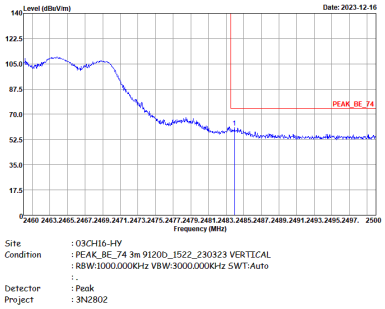	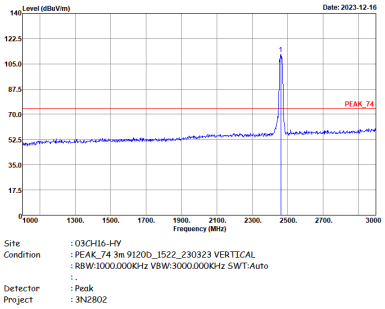
Avg.	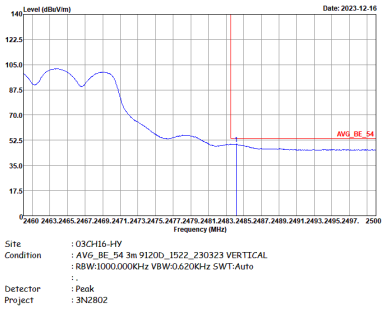	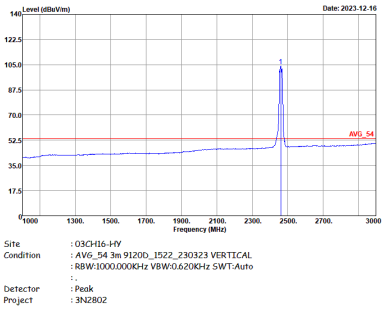

2.4GHz 2400~2483.5MHz

WIFI 802.11ac VHT40 (Band Edge @ 3m)

WIFI	2.4GHz 2400~2483.5MHz Band Edge @ 3m	
ANT	802.11ac VH40 CH03 2422MHz - L	
6+7	Horizontal	Fundamental
Peak	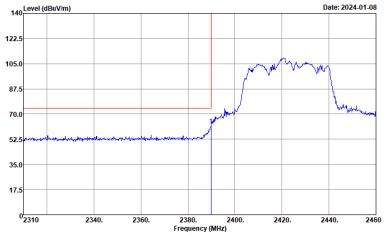	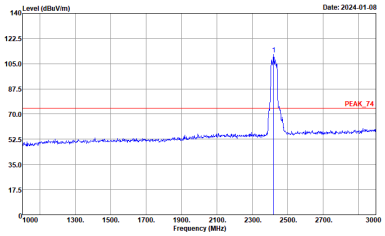
Avg.	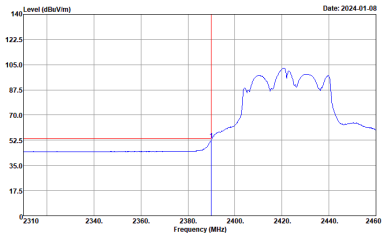	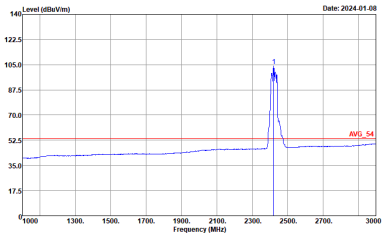

WIFI	2.4GHz 2400~2483.5MHz Band Edge @ 3m	
ANT	802.11ac VH40 CH03 2422MHz - R	
6+7	Horizontal	Fundamental
Peak	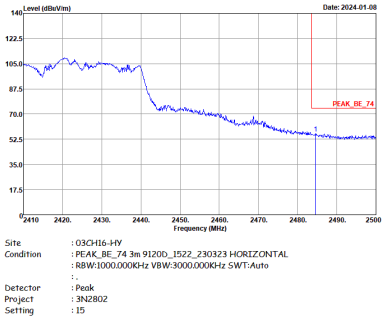	Left blank
Avg.	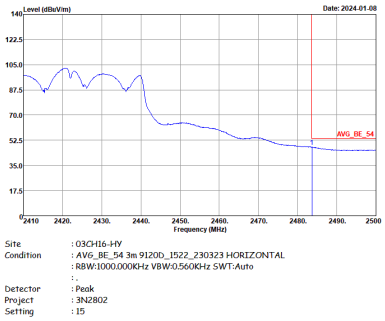	Left blank

WIFI	2.4GHz 2400~2483.5MHz Band Edge @ 3m	
ANT	802.11ac VH40 CH03 2422MHz - L	
6+7	Vertical	Fundamental
Peak	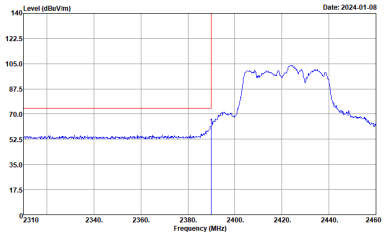	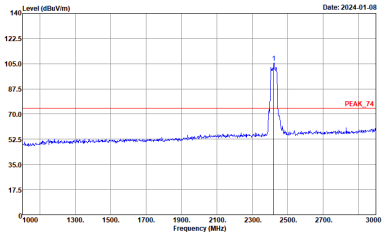
Avg.	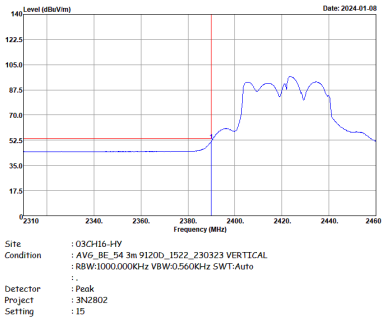	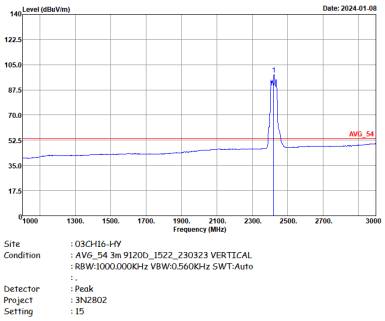

WIFI	2.4GHz 2400~2483.5MHz Band Edge @ 3m	
ANT	802.11ac VH40 CH03 2422MHz - R	
6+7	Vertical	Fundamental
Peak	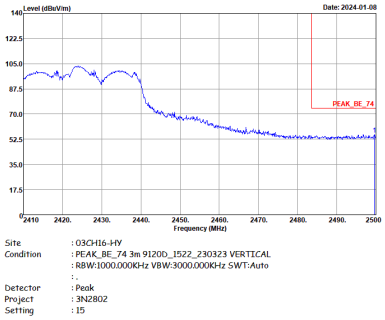	Left blank
Avg.	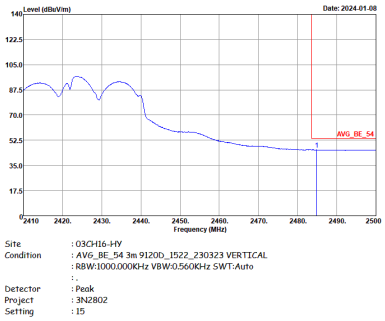	Left blank

2.4GHz 2400~2483.5MHz

WIFI 802.11ax HE20 Full (Band Edge @ 3m)

WIFI	2.4GHz 2400~2483.5MHz Band Edge @ 3m	
ANT	802.11ax HE20 Full CH01 2412MHz	
6+7	Horizontal	Fundamental
Peak	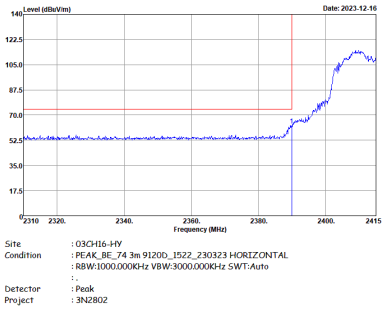	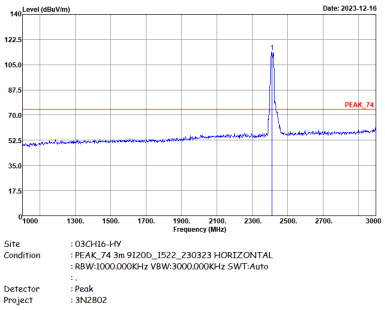
Avg.	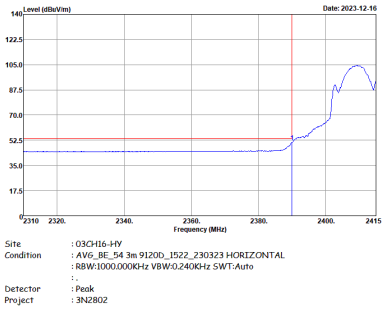	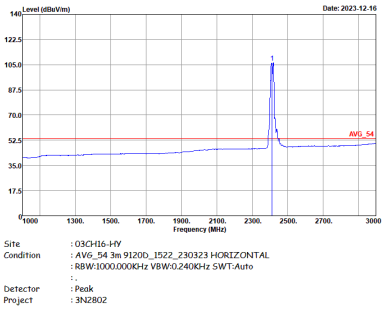

WIFI	2.4GHz 2400~2483.5MHz Band Edge @ 3m	
ANT	802.11ax HE20 Full CH01 2412MHz	
6+7	Vertical	Fundamental
Peak	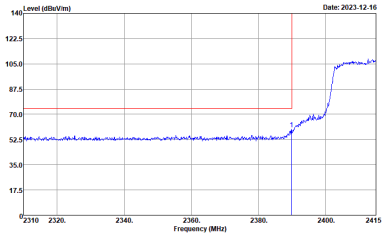	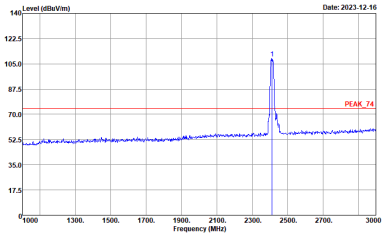
Avg.	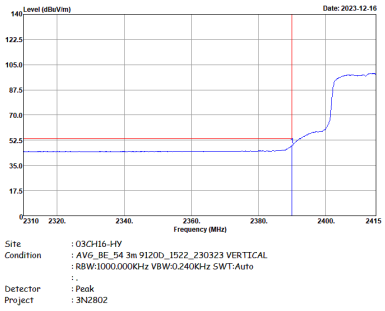	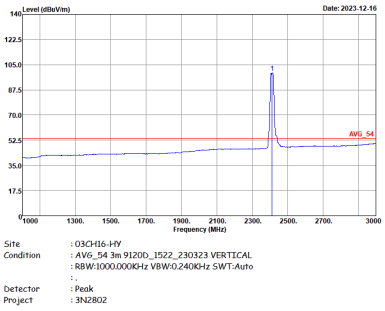

WIFI	2.4GHz 2400~2483.5MHz Band Edge @ 3m	
ANT	802.11ax HE20 Full CH06 2437MHz - L	
6+7	Horizontal	Fundamental
Peak	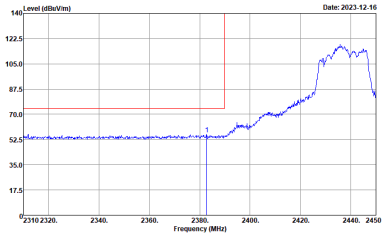 Site : 03CH16-HY Condition : PEAK_BE_74 3m 9120D_1522_230323 HORIZONTAL : RBW:1000.000KHz VBW:3000.000KHz SWT:Auto : . Detector : Peak Project : 3N2802	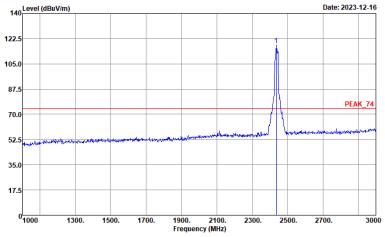 Site : 03CH16-HY Condition : PEAK_74 3m 9120D_1522_230323 HORIZONTAL : RBW:1000.000KHz VBW:3000.000KHz SWT:Auto : . Detector : Peak Project : 3N2802
Avg.	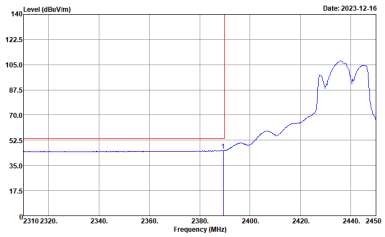 Site : 03CH16-HY Condition : AVG_BE_54 3m 9120D_1522_230323 HORIZONTAL : RBW:1000.000KHz VBW:0.240KHz SWT:Auto : . Detector : Peak Project : 3N2802	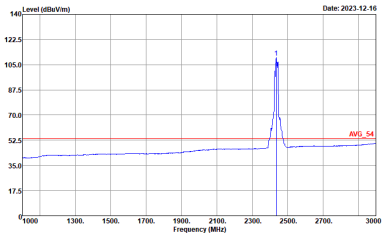 Site : 03CH16-HY Condition : AVG_54 3m 9120D_1522_230323 HORIZONTAL : RBW:1000.000KHz VBW:0.240KHz SWT:Auto : . Detector : Peak Project : 3N2802

WIFI	2.4GHz 2400~2483.5MHz Band Edge @ 3m	
ANT	802.11ax HE20 Full CH06 2437MHz - R	
6+7	Horizontal	Fundamental
Peak	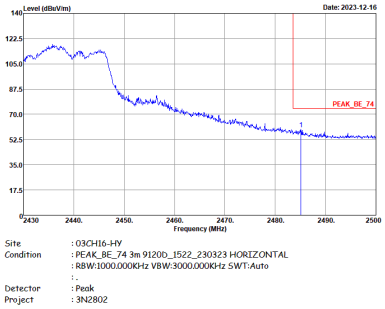	Left blank
Avg.	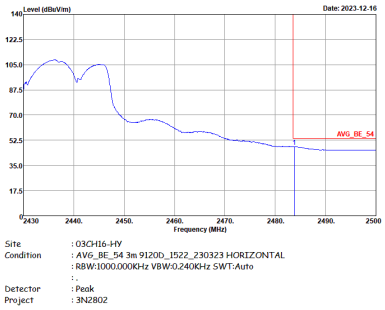	Left blank

WIFI	2.4GHz 2400~2483.5MHz Band Edge @ 3m	
ANT	802.11ax HE20 Full CH06 2437MHz - L	
6+7	Vertical	Fundamental
Peak	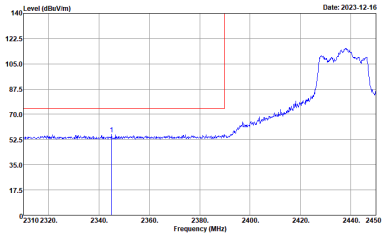 Site : 03CH16-HY Condition : PEAK_BE_74 3m 9120D_1522_230323 VERTICAL : RBW:1000.000KHz VBW:3000.000KHz SWT:Auto : . Detector : Peak Project : 3N2802	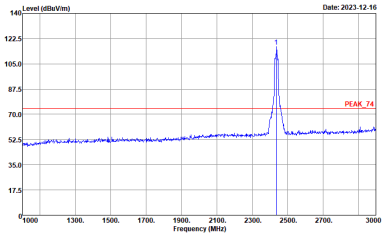 Site : 03CH16-HY Condition : PEAK_74 3m 9120D_1522_230323 VERTICAL : RBW:1000.000KHz VBW:3000.000KHz SWT:Auto : . Detector : Peak Project : 3N2802
Avg.	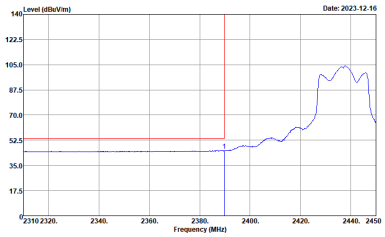 Site : 03CH16-HY Condition : AVG_BE_54 3m 9120D_1522_230323 VERTICAL : RBW:1000.000KHz VBW:0.240KHz SWT:Auto : . Detector : Peak Project : 3N2802	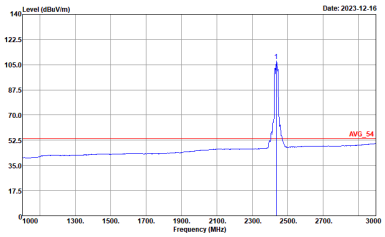 Site : 03CH16-HY Condition : AVG_54 3m 9120D_1522_230323 VERTICAL : RBW:1000.000KHz VBW:0.240KHz SWT:Auto : . Detector : Peak Project : 3N2802

WIFI	2.4GHz 2400~2483.5MHz Band Edge @ 3m	
ANT	802.11ax HE20 Full CH06 2437MHz - R	
6+7	Vertical	Fundamental
Peak	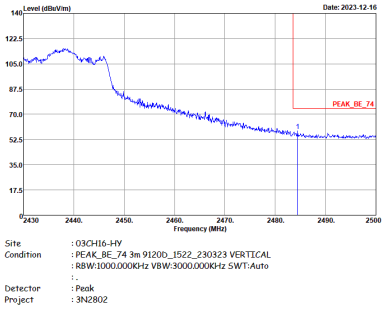	Left blank
Avg.	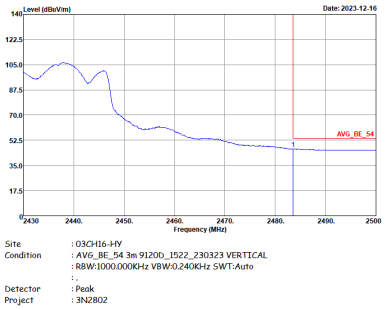	Left blank

WIFI	2.4GHz 2400~2483.5MHz Band Edge @ 3m	
ANT	802.11ax HE20 Full CH11 2462MHz	
6+7	Horizontal	Fundamental
Peak	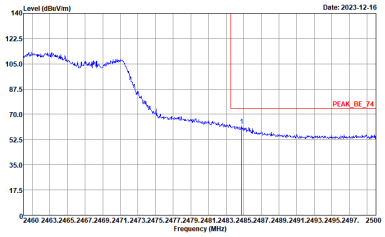	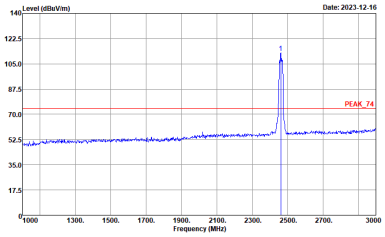
Avg.	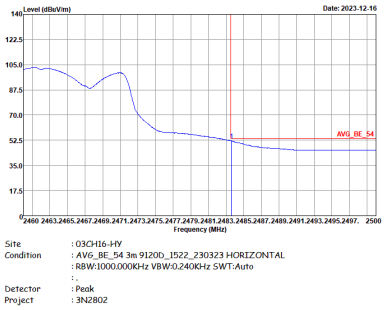	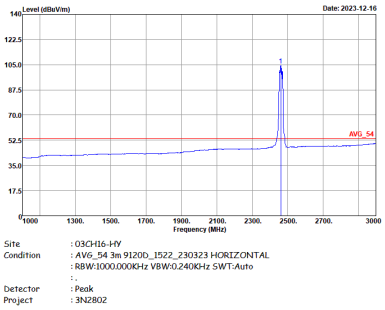

WIFI	2.4GHz 2400~2483.5MHz Band Edge @ 3m	
ANT	802.11ax HE20 Full CH11 2462MHz	
6+7	Vertical	Fundamental
Peak	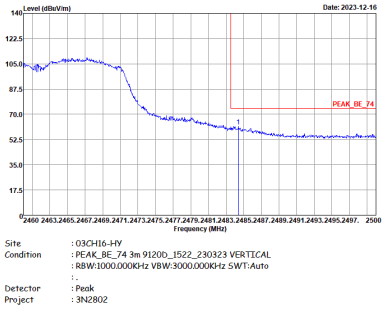	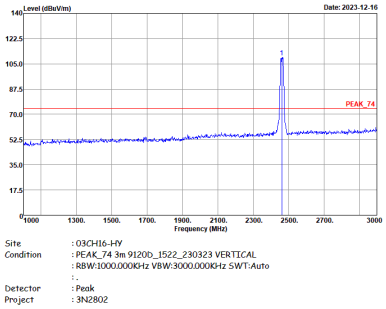
Avg.	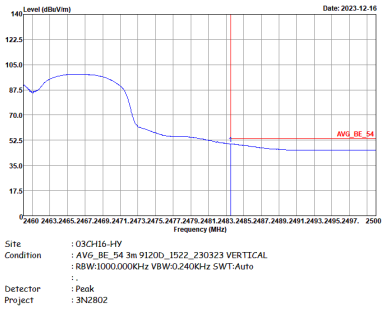	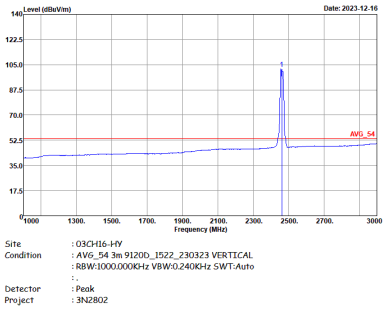

2.4GHz 2400~2483.5MHz

WIFI 802.11ax HE20 Partial 106 (Band Edge @ 3m)

WIFI	2.4GHz 2400~2483.5MHz Band Edge @ 3m	
ANT	802.11ax HE20 Partial 106/53 CH01 2412MHz	
6+7	Horizontal	Fundamental
Peak	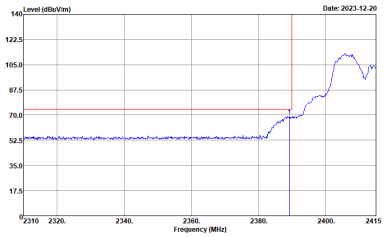 Site : 03CH16-HY Condition : PEAK_BE_74 3m 9120D_1522_230323 HORIZONTAL : RBW:1000.000KHz VBW:3000.000KHz SWT:Auto : . Detector : Peak Project : 3N2802 Setting : 14.5	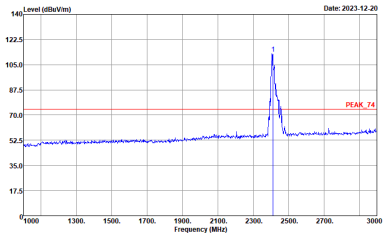 Site : 03CH16-HY Condition : PEAK_74 3m 9120D_1522_230323 HORIZONTAL : RBW:1000.000KHz VBW:3000.000KHz SWT:Auto : . Detector : Peak Project : 3N2802 Setting : 14.5
Avg.	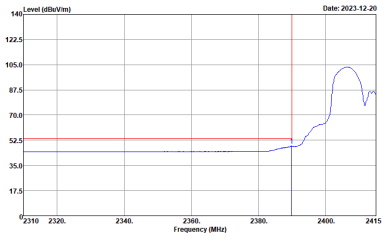 Site : 03CH16-HY Condition : AVG_BE_54 3m 9120D_1522_230323 HORIZONTAL : RBW:1000.000KHz VBW:0.270KHz SWT:Auto : . Detector : Peak Project : 3N2802 Setting : 14.5	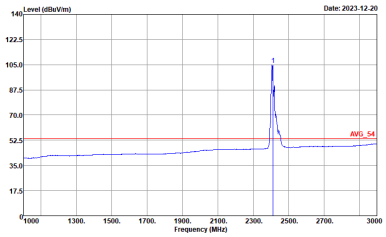 Site : 03CH16-HY Condition : AVG_54 3m 9120D_1522_230323 HORIZONTAL : RBW:1000.000KHz VBW:0.270KHz SWT:Auto : . Detector : Peak Project : 3N2802 Setting : 14.5

WIFI	2.4GHz 2400~2483.5MHz Band Edge @ 3m	
ANT	802.11ax HE20 Partial 106/53 CH01 2412MHz	
6+7	Vertical	Fundamental
Peak	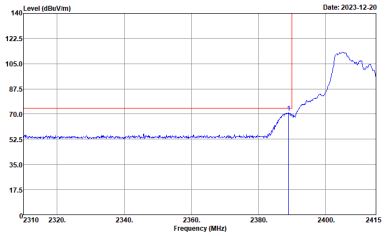	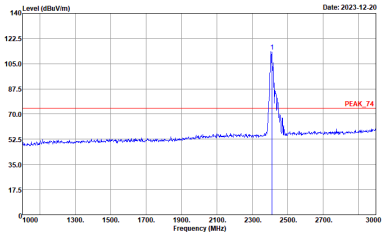
Avg.	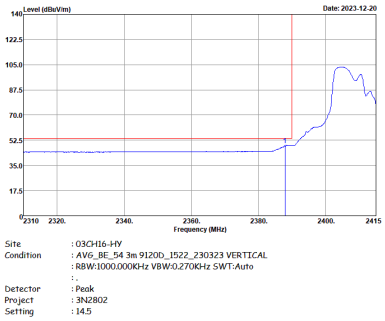	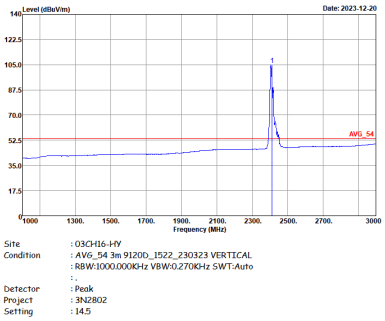

WIFI	2.4GHz 2400~2483.5MHz Band Edge @ 3m	
ANT	802.11ax HE20 Partial 106/54 CH11 2462MHz	
6+7	Horizontal	Fundamental
Peak	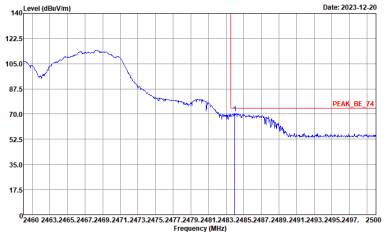 Site : 03CH16-HY Condition : PEAK_BE_74 3m 9120D_1522_230323 HORIZONTAL : RBW:1000.000KHz VBW:3000.000KHz SWT:Auto : . Detector : Peak Project : 3N2802 Setting : 14.5	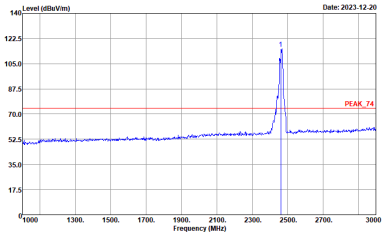 Site : 03CH16-HY Condition : PEAK_74 3m 9120D_1522_230323 HORIZONTAL : RBW:1000.000KHz VBW:3000.000KHz SWT:Auto : . Detector : Peak Project : 3N2802 Setting : 14.5
Avg.	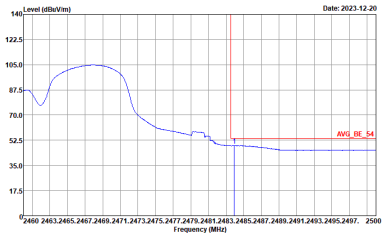 Site : 03CH16-HY Condition : AVG_BE_54 3m 9120D_1522_230323 HORIZONTAL : RBW:1000.000KHz VBW:0.270KHz SWT:Auto : . Detector : Peak Project : 3N2802 Setting : 14.5	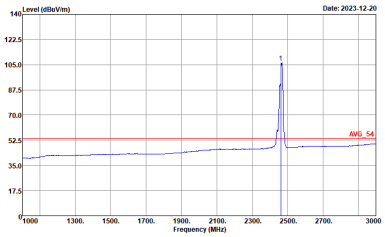 Site : 03CH16-HY Condition : AVG_54 3m 9120D_1522_230323 HORIZONTAL : RBW:1000.000KHz VBW:0.270KHz SWT:Auto : . Detector : Peak Project : 3N2802 Setting : 14.5

WIFI	2.4GHz 2400~2483.5MHz Band Edge @ 3m	
ANT	802.11ax HE20 Partial 106/54 CH11 2462MHz	
6+7	Vertical	Fundamental
Peak	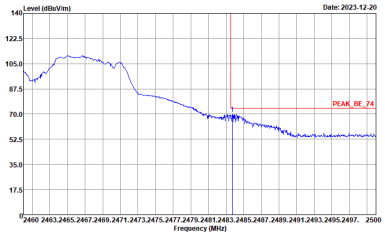	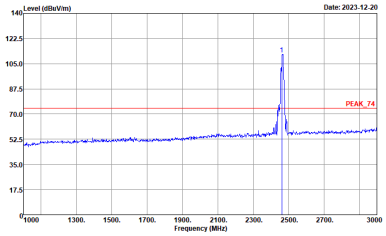
Avg.	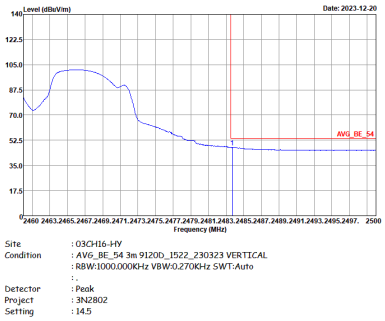	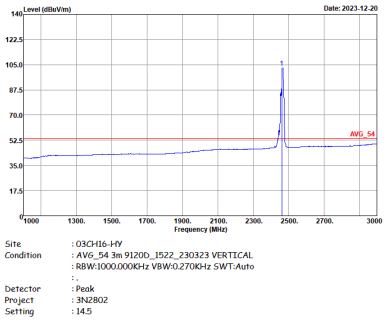

2.4GHz 2400~2483.5MHz

WIFI 802.11ax HE40 Full (Band Edge @ 3m)

WIFI	2.4GHz 2400~2483.5MHz Band Edge @ 3m	
ANT	802.11ax HE40 Full CH03 2422MHz - L	
6+7	Horizontal	Fundamental
Peak	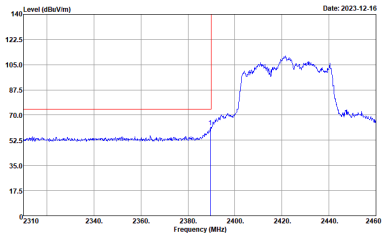	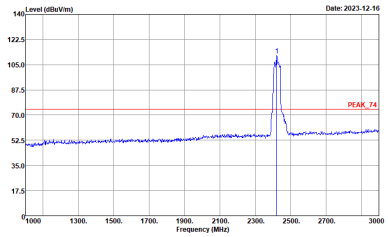
Avg.	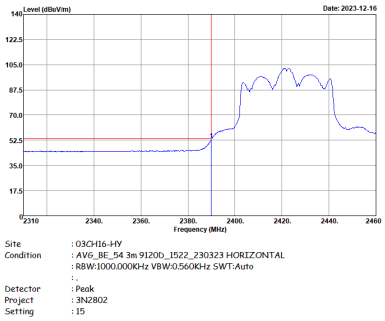	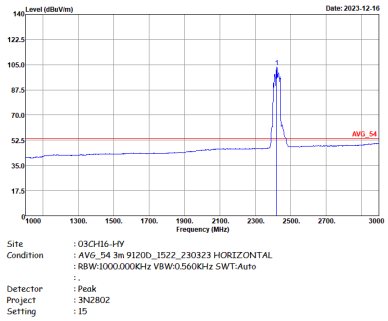

WIFI	2.4GHz 2400~2483.5MHz Band Edge @ 3m	
ANT	802.11ax HE40 Full CH03 2422MHz - R	
6+7	Horizontal	Fundamental
Peak	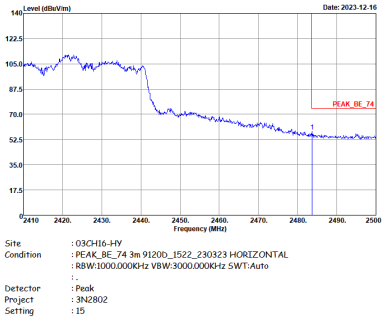	Left blank
Avg.	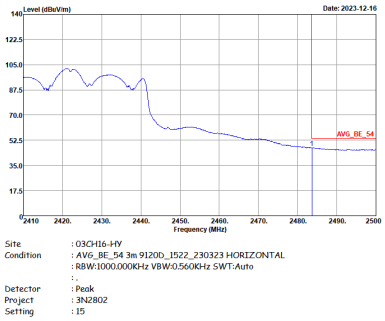	Left blank

WIFI	2.4GHz 2400~2483.5MHz Band Edge @ 3m	
ANT	802.11ax HE40 Full CH03 2422MHz - L	
6+7	Vertical	Fundamental
Peak	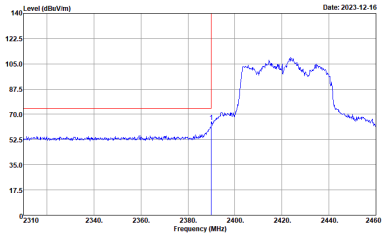 Site : 03CH16-HY Condition : PEAK_BE_74 3m 9120D_1522_230323 VERTICAL : RBW:1000.000KHz VBW:3000.000KHz SWT:Auto : . Detector : Peak Project : 3N2802 Setting : 15	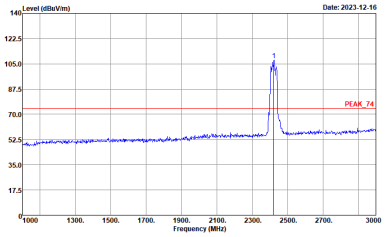 Site : 03CH16-HY Condition : PEAK_74 3m 9120D_1522_230323 VERTICAL : RBW:1000.000KHz VBW:3000.000KHz SWT:Auto : . Detector : Peak Project : 3N2802 Setting : 15
Avg.	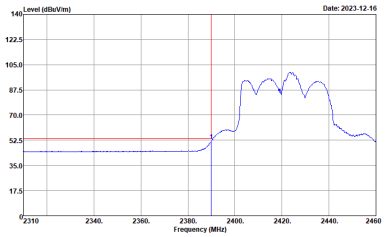 Site : 03CH16-HY Condition : AVG_BE_54 3m 9120D_1522_230323 VERTICAL : RBW:1000.000KHz VBW:0.560KHz SWT:Auto : . Detector : Peak Project : 3N2802 Setting : 15	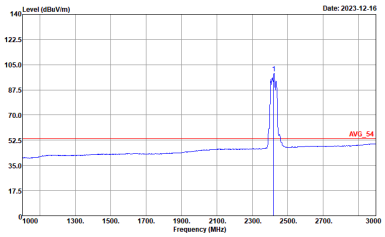 Site : 03CH16-HY Condition : AVG_54 3m 9120D_1522_230323 VERTICAL : RBW:1000.000KHz VBW:0.560KHz SWT:Auto : . Detector : Peak Project : 3N2802 Setting : 15

WIFI	2.4GHz 2400~2483.5MHz Band Edge @ 3m	
ANT	802.11ax HE40 Full CH03 2422MHz - R	
6+7	Vertical	Fundamental
Peak	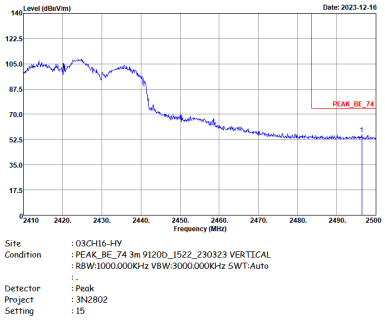	Left blank
Avg.	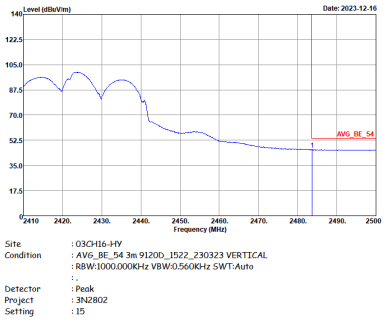	Left blank

WIFI	2.4GHz 2400~2483.5MHz Band Edge @ 3m	
ANT	802.11ax HE40 Full CH06 2437MHz - L	
6+7	Horizontal	Fundamental
Peak	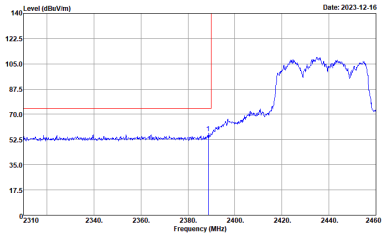 Site : 03CH16-HY Condition : PEAK_BE_74 3m 9120D_1522_230323 HORIZONTAL : RBW:1000.000KHz VBW:3000.000KHz SWT:Auto : . Detector : Peak Project : 3N2802 Setting : 14.5	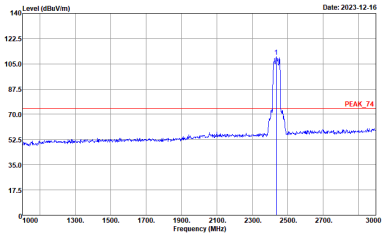 Site : 03CH16-HY Condition : PEAK_74 3m 9120D_1522_230323 HORIZONTAL : RBW:1000.000KHz VBW:3000.000KHz SWT:Auto : . Detector : Peak Project : 3N2802 Setting : 14.5
Avg.	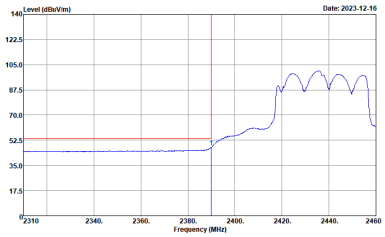 Site : 03CH16-HY Condition : AVG_BE_54 3m 9120D_1522_230323 HORIZONTAL : RBW:1000.000KHz VBW:0.560KHz SWT:Auto : . Detector : Peak Project : 3N2802 Setting : 14.5	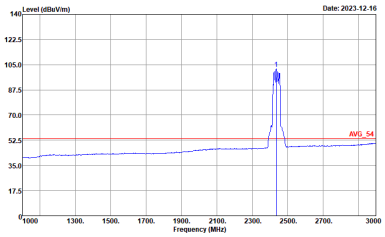 Site : 03CH16-HY Condition : AVG_54 3m 9120D_1522_230323 HORIZONTAL : RBW:1000.000KHz VBW:0.560KHz SWT:Auto : . Detector : Peak Project : 3N2802 Setting : 14.5

WIFI	2.4GHz 2400~2483.5MHz Band Edge @ 3m	
ANT	802.11ax HE40 Full CH06 2437MHz - R	
6+7	Horizontal	Fundamental
Peak	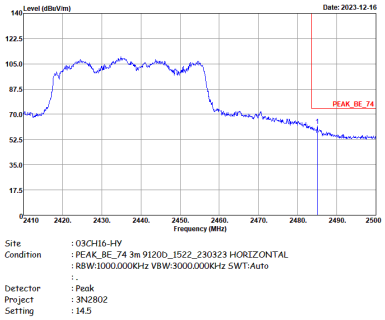	Left blank
Avg.	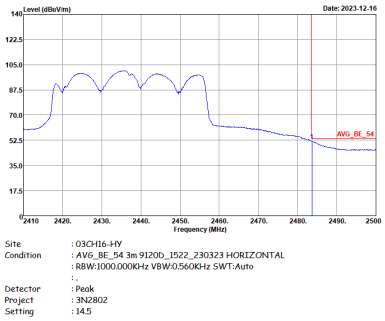	Left blank

WIFI	2.4GHz 2400~2483.5MHz Band Edge @ 3m	
ANT	802.11ax HE40 Full CH06 2437MHz - L	
6+7	Vertical	Fundamental
Peak	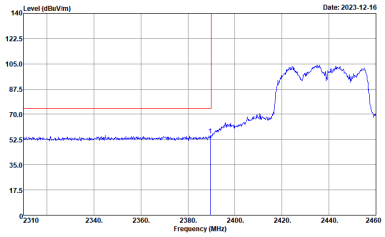	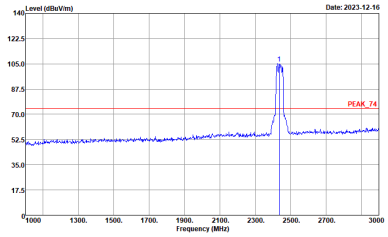
Avg.	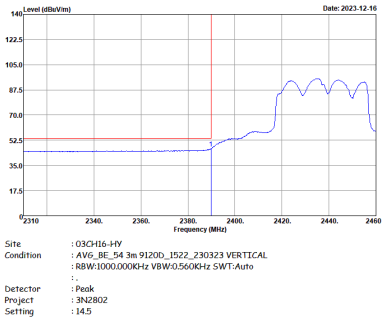	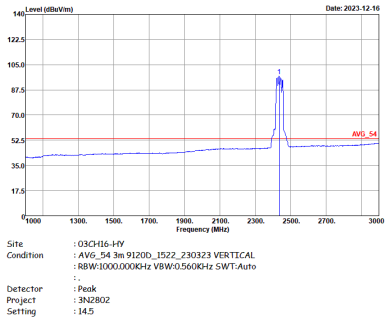

WIFI	2.4GHz 2400~2483.5MHz Band Edge @ 3m	
ANT	802.11ax HE40 Full CH06 2437MHz - R	
6+7	Vertical	Fundamental
Peak	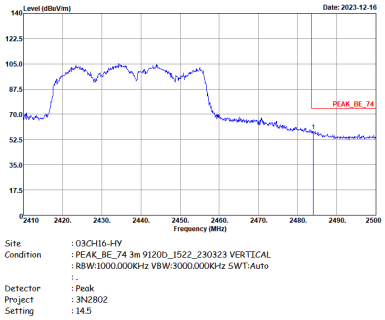	Left blank
Avg.	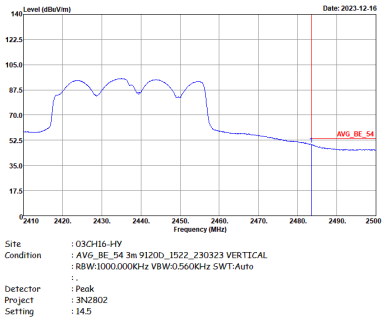	Left blank

WIFI	2.4GHz 2400~2483.5MHz Band Edge @ 3m	
ANT	802.11ax HE40 Full CH09 2452MHz - L	
6+7	Horizontal	Fundamental
Peak	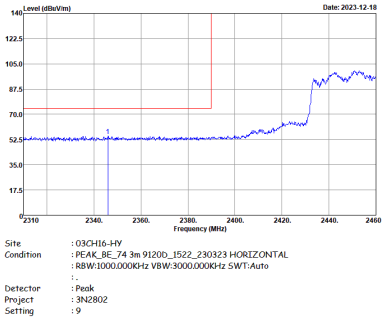	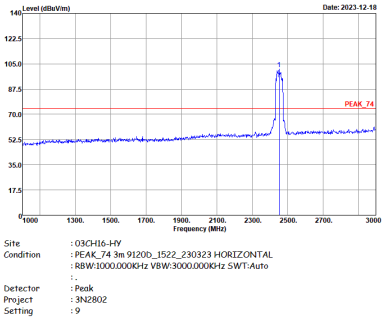
Avg.	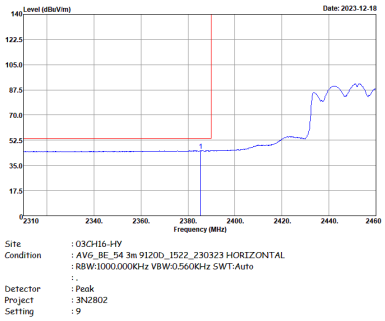	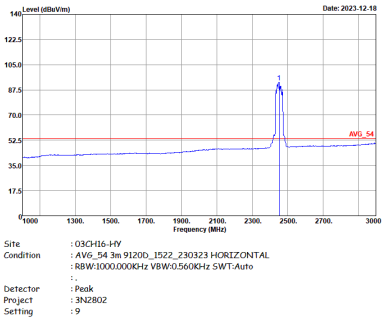

WIFI	2.4GHz 2400~2483.5MHz Band Edge @ 3m	
ANT	802.11ax HE40 Full CH09 2452MHz - R	
6+7	Horizontal	Fundamental
Peak	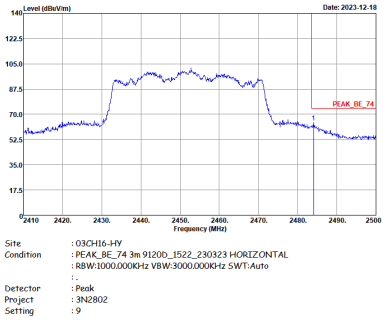	Left blank
Avg.	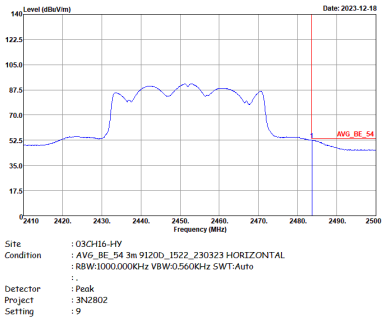	Left blank

WIFI	2.4GHz 2400~2483.5MHz Band Edge @ 3m	
ANT	802.11ax HE40 Full CH09 2452MHz - L	
6+7	Vertical	Fundamental
Peak	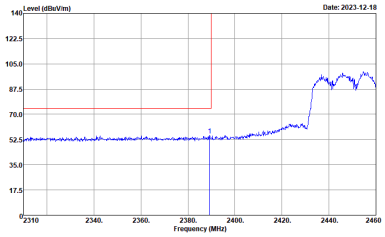	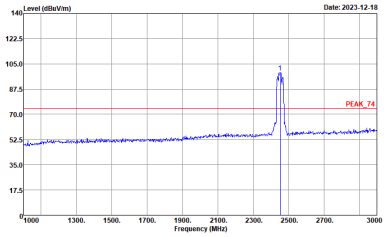
Avg.	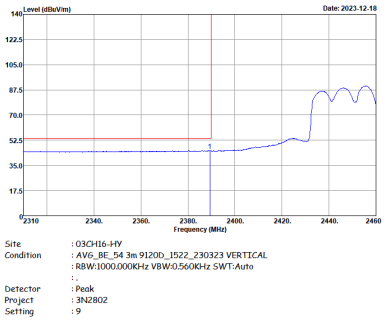	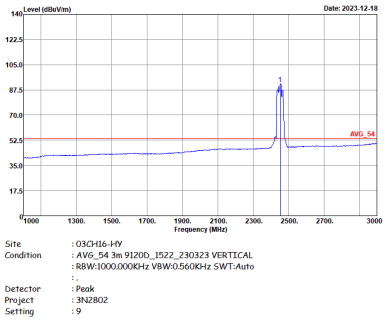

WIFI	2.4GHz 2400~2483.5MHz Band Edge @ 3m	
ANT	802.11ax HE40 Full CH09 2452MHz - R	
6+7	Vertical	Fundamental
Peak	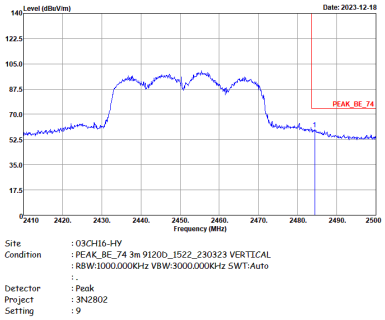	Left blank
Avg.	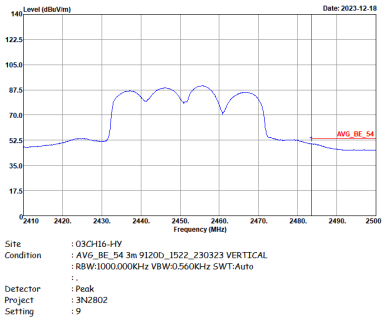	Left blank

2.4GHz 2400~2483.5MHz

WIFI 802.11ax HE40 Partial 242 (Band Edge @ 3m)

WIFI	2.4GHz 2400~2483.5MHz Band Edge @ 3m	
ANT	802.11ax HE40 Partial 242/61 CH03 2422MHz - L	
6+7	Horizontal	Fundamental
Peak	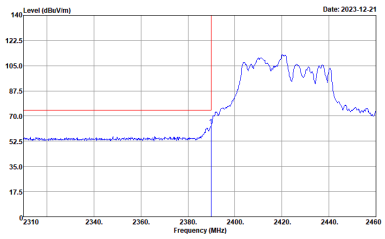 Site : 03CH16-HY Condition : PEAK_BE_74 3m 9120D_1522_230323 HORIZONTAL : RBW:1000.000KHz VBW:3000.000KHz SWT:Auto : . Detector : Peak Project : 3N2802 Setting : 14.5	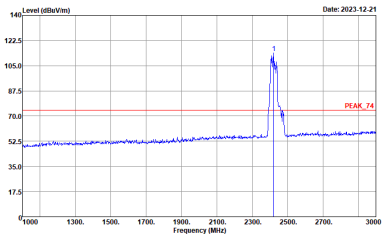 Site : 03CH16-HY Condition : PEAK_74 3m 9120D_1522_230323 HORIZONTAL : RBW:1000.000KHz VBW:3000.000KHz SWT:Auto : . Detector : Peak Project : 3N2802 Setting : 14.5
Avg.	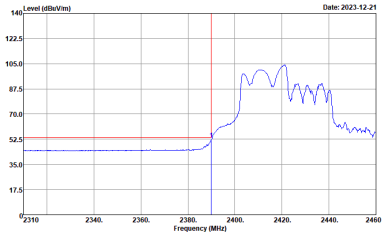 Site : 03CH16-HY Condition : AVG_BE_54 3m 9120D_1522_230323 HORIZONTAL : RBW:1000.000KHz VBW:0.620KHz SWT:Auto : . Detector : Peak Project : 3N2802 Setting : 14.5	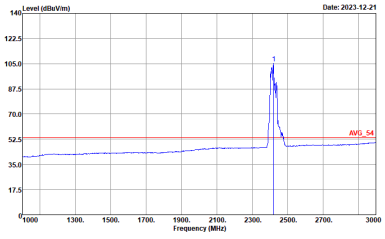 Site : 03CH16-HY Condition : AVG_54 3m 9120D_1522_230323 HORIZONTAL : RBW:1000.000KHz VBW:0.620KHz SWT:Auto : . Detector : Peak Project : 3N2802 Setting : 14.5

WIFI	2.4GHz 2400~2483.5MHz Band Edge @ 3m	
ANT	802.11ax HE40 Partial 242/61 CH03 2422MHz - R	
6+7	Horizontal	Fundamental
Peak	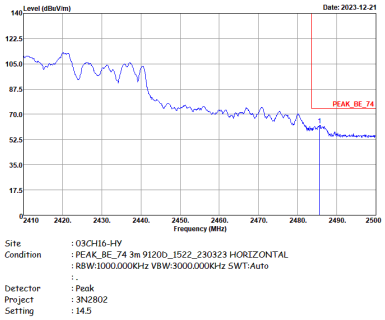	Left blank
Avg.	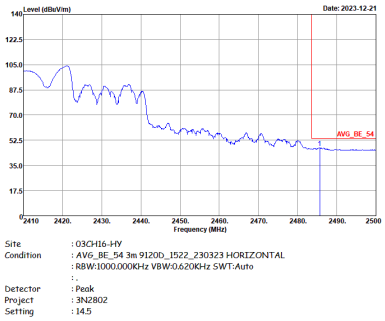	Left blank

WIFI	2.4GHz 2400~2483.5MHz Band Edge @ 3m	
ANT	802.11ax HE40 Partial 242/61 CH03 2422MHz - L	
6+7	Vertical	Fundamental
Peak	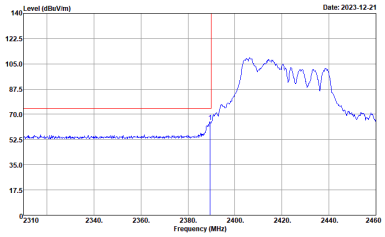	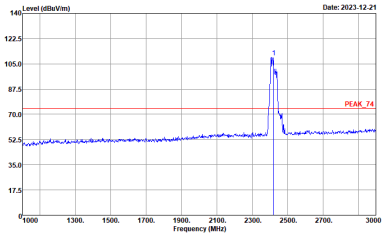
Avg.	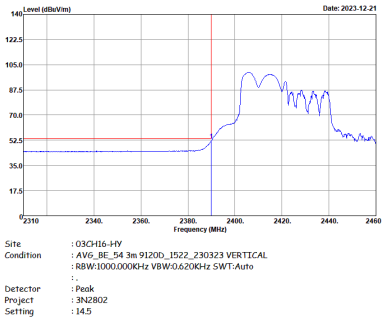	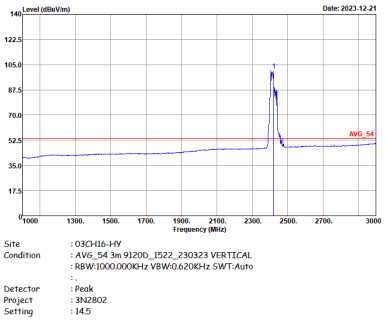

WIFI	2.4GHz 2400~2483.5MHz Band Edge @ 3m	
ANT	802.11ax HE40 Partial 242/61 CH03 2422MHz - R	
6+7	Vertical	Fundamental
Peak	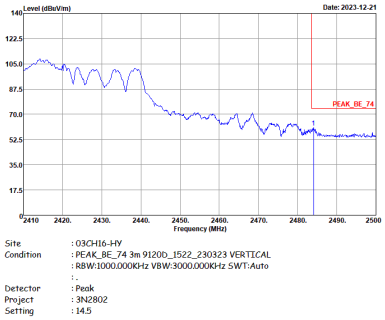	Left blank
Avg.	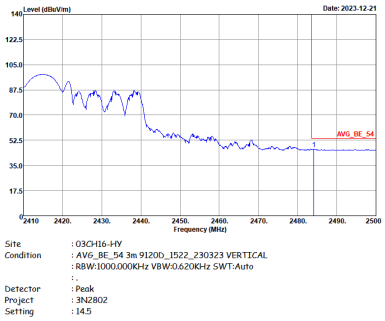	Left blank

WIFI	2.4GHz 2400~2483.5MHz Band Edge @ 3m	
ANT	802.11ax HE40 Partial 242/62 CH09 2452MHz - L	
6+7	Horizontal	Fundamental
Peak	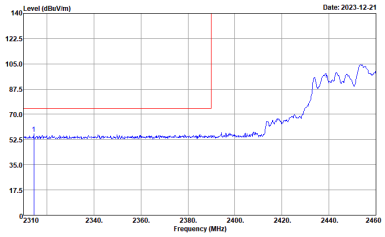	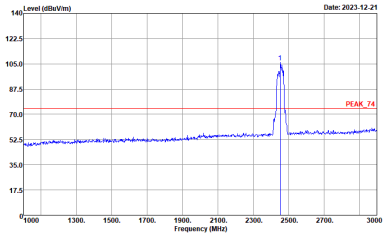
Avg.	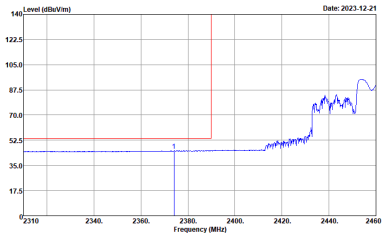	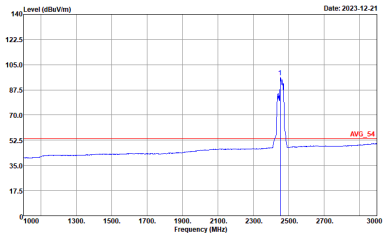

WIFI	2.4GHz 2400~2483.5MHz Band Edge @ 3m	
ANT	802.11ax HE40 Partial 242/62 CH09 2452MHz - R	
6+7	Horizontal	Fundamental
Peak	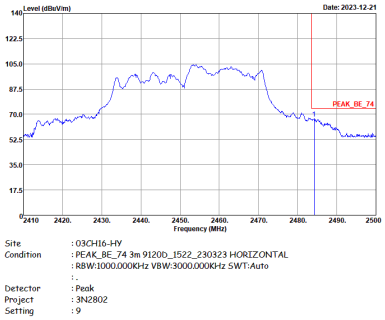	Left blank
Avg.	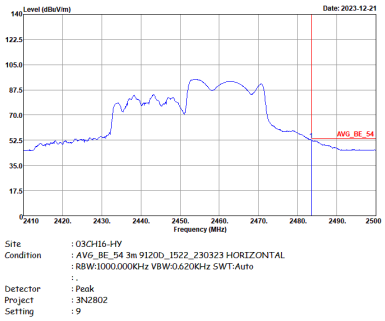	Left blank

WIFI	2.4GHz 2400~2483.5MHz Band Edge @ 3m	
ANT	802.11ax HE40 Partial 242/62 CH09 2452MHz - L	
6+7	Vertical	Fundamental
Peak	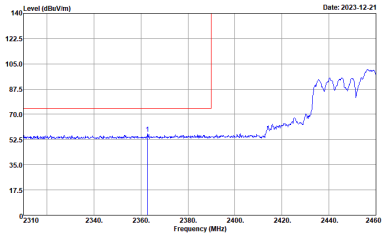	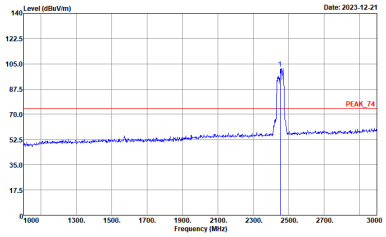
Avg.	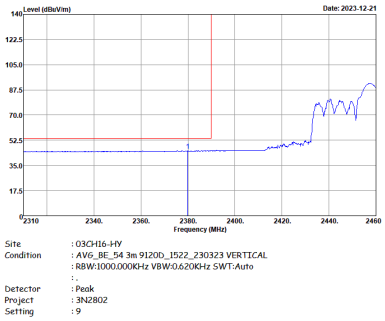	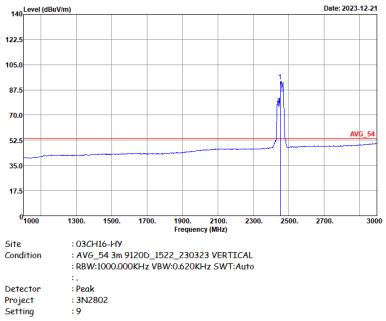

WIFI	2.4GHz 2400~2483.5MHz Band Edge @ 3m	
ANT	802.11ax HE40 Partial 242/62 CH09 2452MHz - R	
6+7	Vertical	Fundamental
Peak	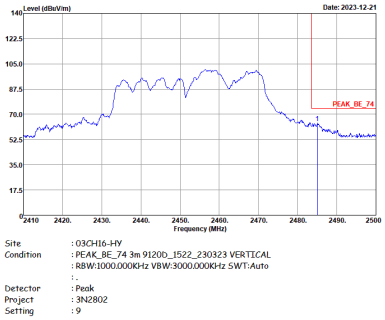	Left blank
Avg.	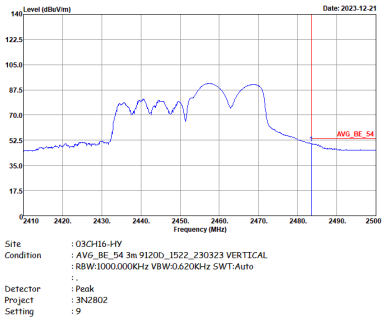	Left blank

2.4GHz 2400~2483.5MHz

WIFI 802.11b (Harmonic @ 3m)

WIFI	2.4GHz 2400~2483.5MHz Harmonic @ 3m	
ANT	802.11b CH01 2412MHz	
6+7	Horizontal	Vertical
Peak Avg.	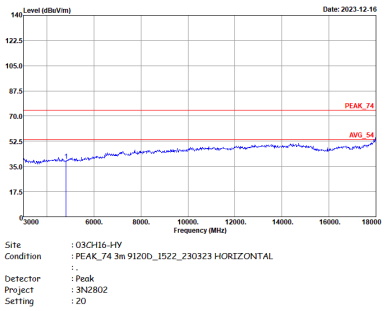	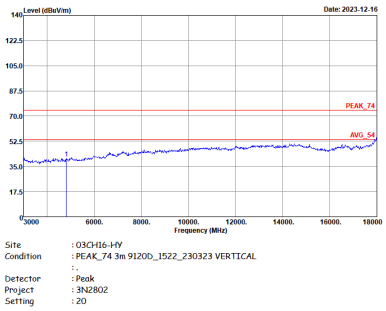

WIFI	2.4GHz 2400~2483.5MHz Harmonic @ 3m	
ANT	802.11b CH01 2412MHz	
6+7	Horizontal	Vertical
14.47G ~14.5G Avg.	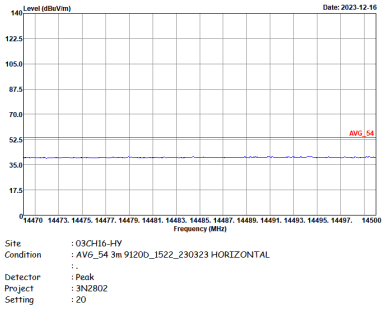	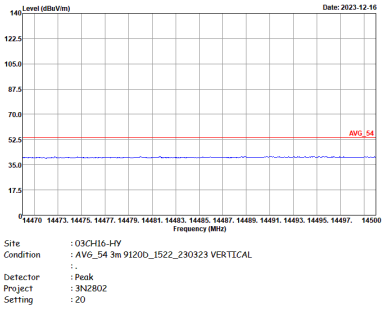
17.7G ~18G Avg	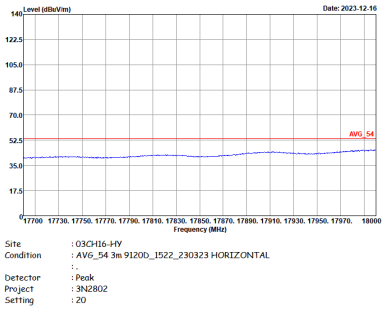	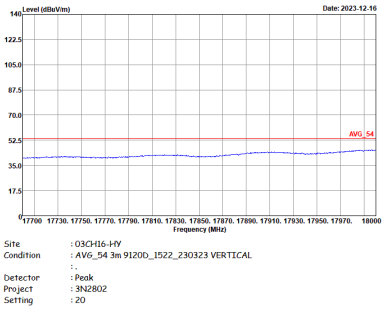

WIFI	2.4GHz 2400~2483.5MHz Harmonic @ 3m	
ANT	802.11b CH06 2437MHz	
6+7	Horizontal	Vertical
Peak Avg.	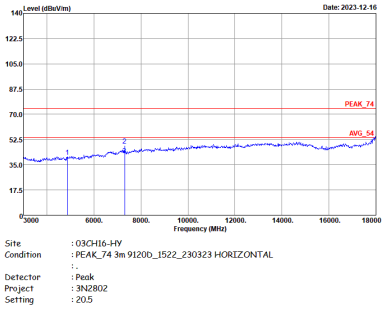	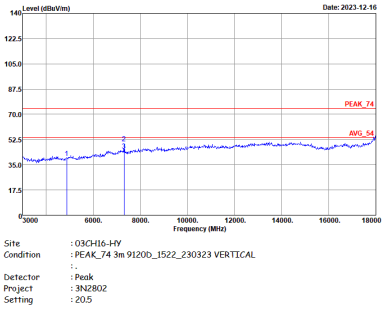

WIFI	2.4GHz 2400~2483.5MHz Harmonic @ 3m	
ANT	802.11b CH06 2437MHz	
6+7	Horizontal	Vertical
14.47G ~14.5G Avg.	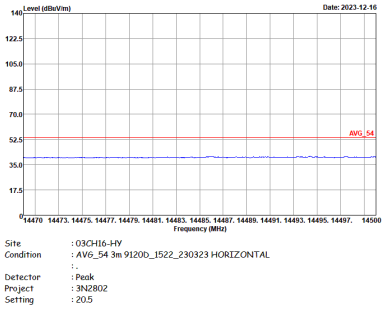	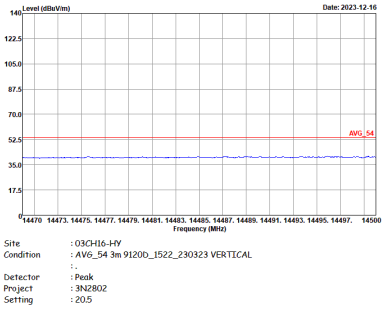
17.7G ~18G Avg	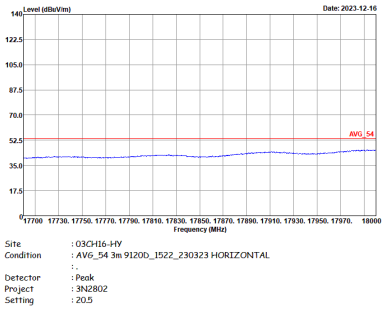	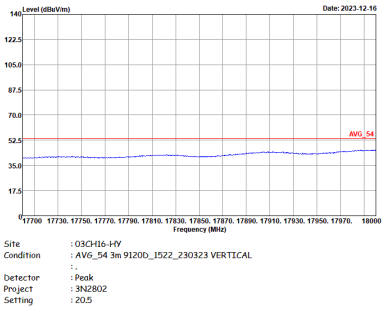

WIFI	2.4GHz 2400~2483.5MHz Harmonic @ 3m	
ANT	802.11b CH11 2462MHz	
6+7	Horizontal	Vertical
Peak Avg.	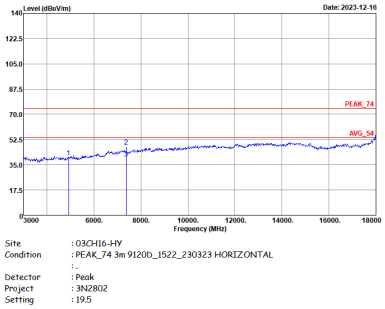	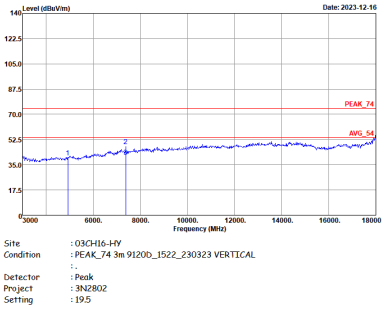

WIFI	2.4GHz 2400~2483.5MHz Harmonic @ 3m	
ANT	802.11b CH11 2462MHz	
6+7	Horizontal	Vertical
14.47G ~14.5G Avg.	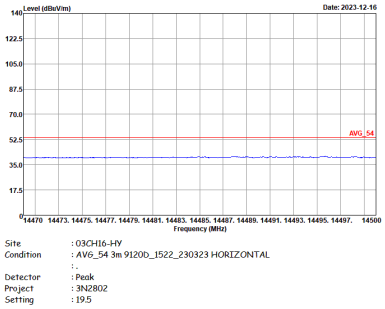	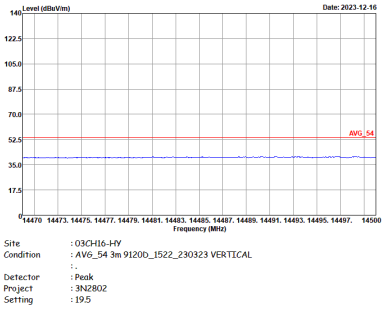
17.7G ~18G Avg	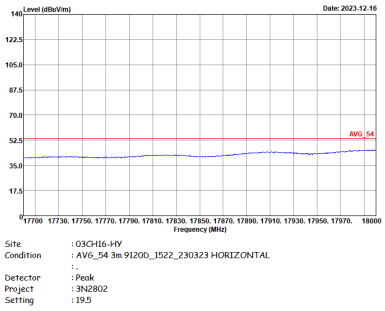	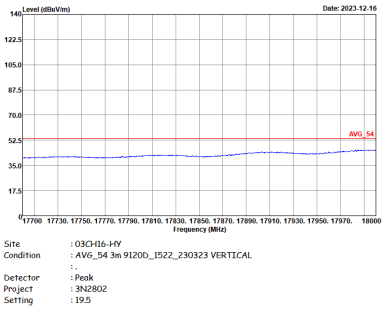

2.4GHz 2400~2483.5MHz

WIFI 802.11g (Harmonic @ 3m)

WIFI	2.4GHz 2400~2483.5MHz Harmonic @ 3m	
ANT	802.11g CH01 2412MHz	
6+7	Horizontal	Vertical
Peak Avg.	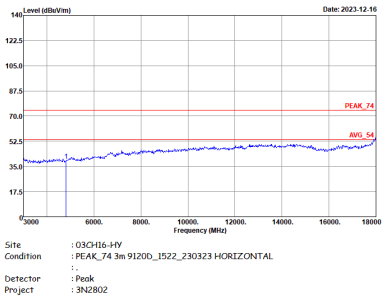	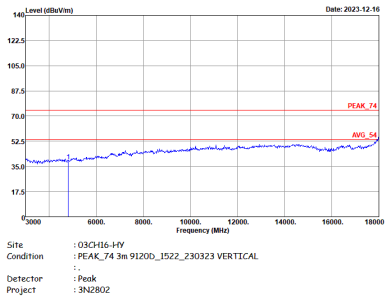

WIFI	2.4GHz 2400~2483.5MHz Harmonic @ 3m	
ANT	802.11g CH01 2412MHz	
6+7	Horizontal	Vertical
14.47G ~14.5G Avg.	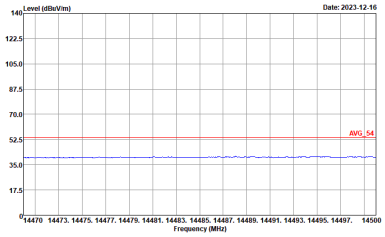	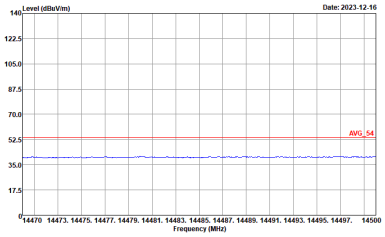
17.7G ~18G Avg	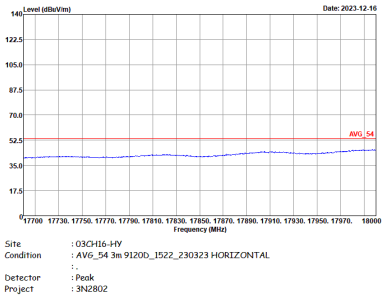	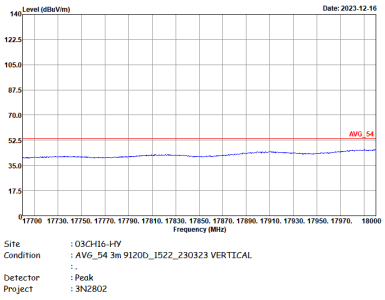

WIFI	2.4GHz 2400~2483.5MHz Harmonic @ 3m	
ANT	802.11g CH06 2437MHz	
6+7	Horizontal	Vertical
Peak Avg.	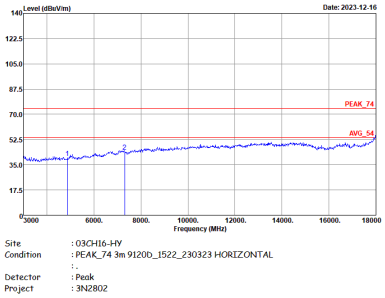	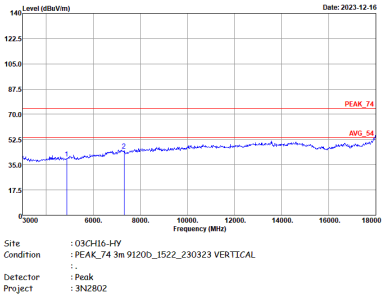

WIFI	2.4GHz 2400~2483.5MHz Harmonic @ 3m	
ANT	802.11g CH06 2437MHz	
6+7	Horizontal	Vertical
14.47G ~14.5G Avg.	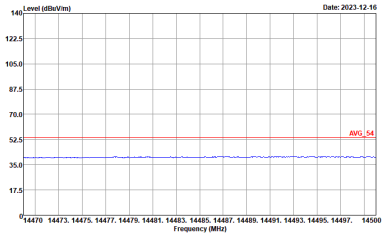	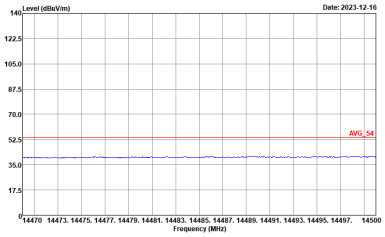
17.7G ~18G Avg	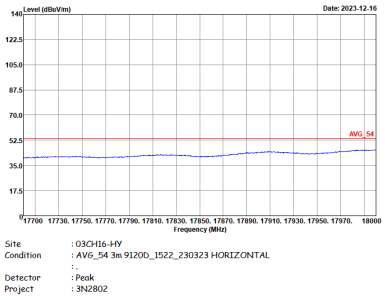	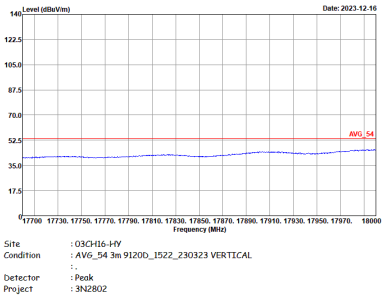

WIFI	2.4GHz 2400~2483.5MHz Harmonic @ 3m	
ANT	802.11g CH11 2462MHz	
6+7	Horizontal	Vertical
Peak Avg.	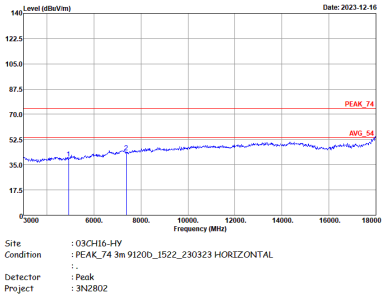	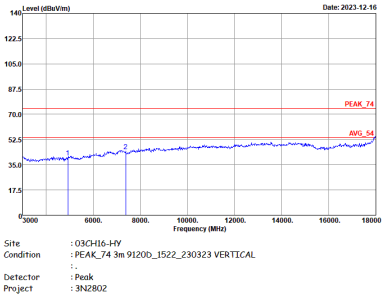

WIFI	2.4GHz 2400~2483.5MHz Harmonic @ 3m	
ANT	802.11g CH11 2462MHz	
6+7	Horizontal	Vertical
14.47G ~14.5G Avg.	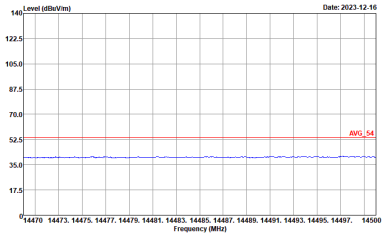	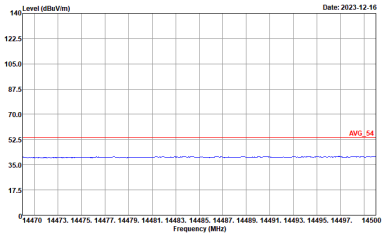
17.7G ~18G Avg	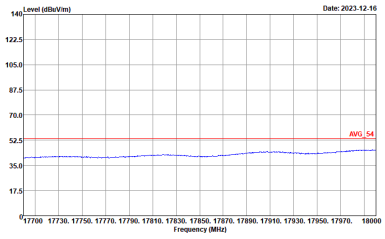	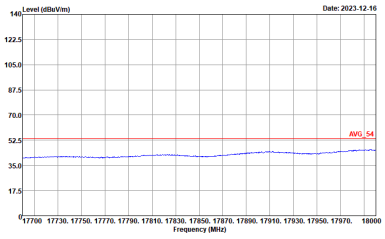

2.4GHz 2400~2483.5MHz

WIFI 802.11ac VHT40 (Harmonic @ 3m)

WIFI	2.4GHz 2400~2483.5MHz Harmonic @ 3m	
ANT	802.11ac VHT40 CH03 2422MHz	
1+2	Horizontal	Vertical
Peak Avg.	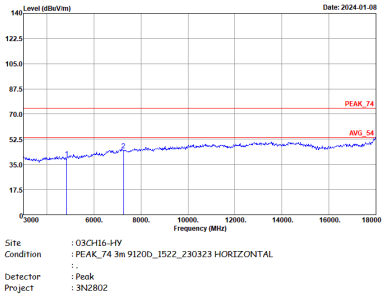	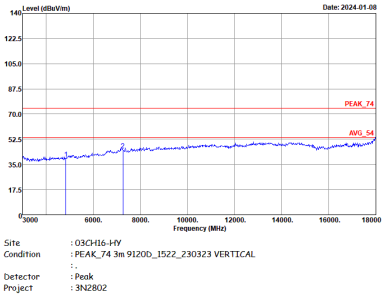

WIFI	2.4GHz 2400~2483.5MHz Harmonic @ 3m	
ANT	802.11ac VHT40 CH03 2422MHz	
1+2	Horizontal	Vertical
14.47G ~14.5G Avg.	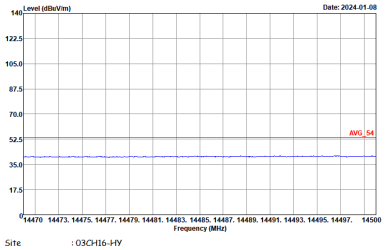	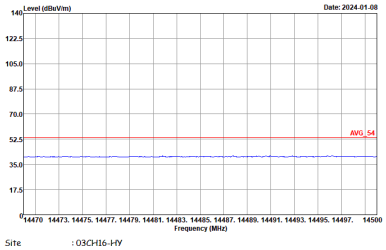
17.7G ~18G Avg	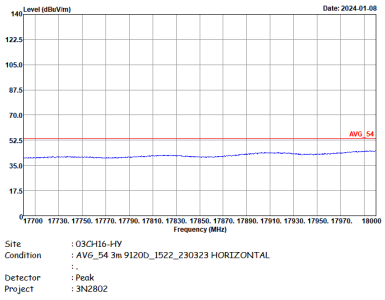	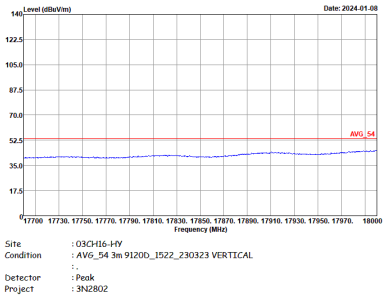

2.4GHz 2400~2483.5MHz

WIFI 802.11 ax HE20 Full (Harmonic @ 3m)

WIFI	2.4GHz 2400~2483.5MHz Harmonic @ 3m	
ANT	802.11 ax HE20 Full CH01 2412MHz	
6+7	Horizontal	Vertical
Peak Avg.	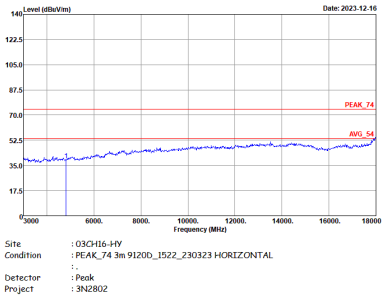	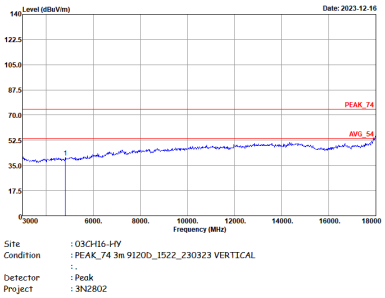

WIFI	2.4GHz 2400~2483.5MHz Harmonic @ 3m	
ANT	802.11 ax HE20 Full CH01 2412MHz	
6+7	Horizontal	Vertical
14.47G ~14.5G Avg.	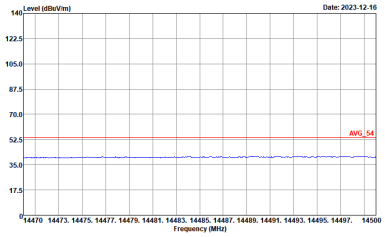	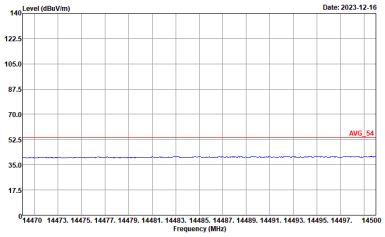
17.7G ~18G Avg	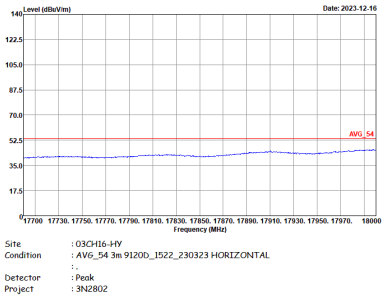	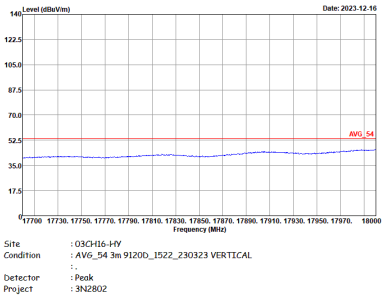
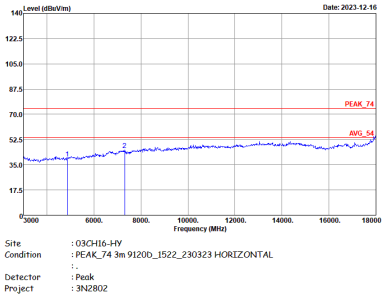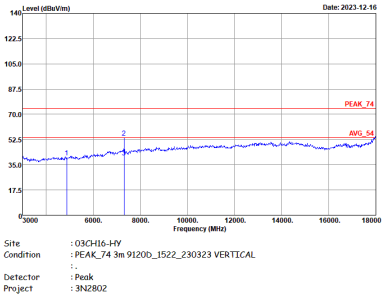
WIFI	2.4GHz 2400~2483.5MHz Harmonic @ 3m	
ANT	802.11 ax HE20 Full CH06 2437MHz	
6+7	Horizontal	Vertical
Peak Avg.