Plot on Channel 6535 MHz

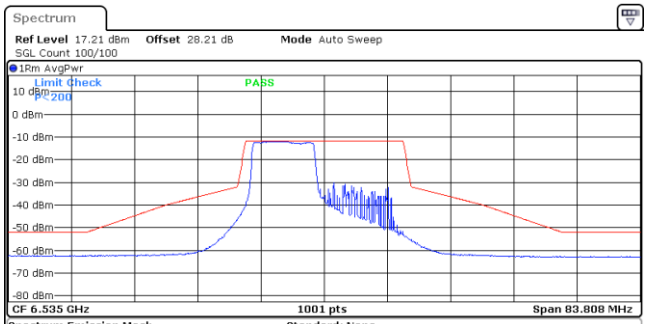

Spectrum Emission Mask Standard: None
Peak Power -11.94 dBm RBW 300.000 kHz

Range Low	Range Up	RBW	Frequency	Power Abs	Power Rel	ΔLimit
-41.904 MHz	-31.428 MHz	300.000 kHz	6.49699 GHz	-62.41 dBm	-50.48 dB	-10.48 dB
-31.428 MHz	-20.952 MHz	300.000 kHz	6.50361 GHz	-62.36 dBm	-50.42 dB	-10.47 dB
-20.952 MHz	-11.476 MHz	300.000 kHz	6.52348 GHz	-46.26 dBm	-34.32 dB	-14.28 dB
-11.476 MHz	-10.476 MHz	300.000 kHz	6.52357 GHz	-45.84 dBm	-33.90 dB	-14.81 dB
10.476 MHz	11.476 MHz	300.000 kHz	6.54643 GHz	-55.42 dBm	-43.48 dB	-24.39 dB
11.476 MHz	20.952 MHz	300.000 kHz	6.55583 GHz	-62.25 dBm	-50.31 dB	-22.42 dB
20.952 MHz	31.428 MHz	300.000 kHz	6.56630 GHz	-62.80 dBm	-50.86 dB	-11.00 dB
31.428 MHz	41.904 MHz	300.000 kHz	6.57074 GHz	-62.80 dBm	-50.86 dB	-10.86 dB

Date: 12.JAN.2024 10:13:42

Plot on Channel 6695 MHz

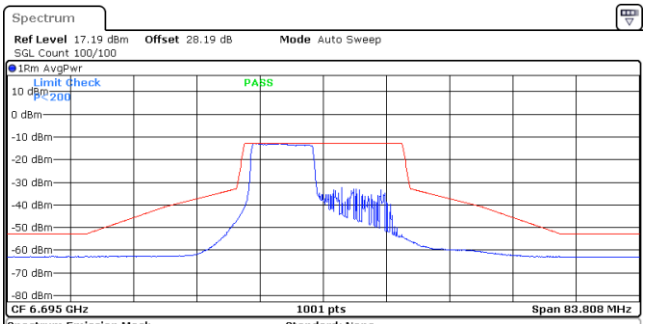

Spectrum Emission Mask Standard: None
Peak Power -12.78 dBm RBW 300.000 kHz

Range Low	Range Up	RBW	Frequency	Power Abs	Power Rel	ΔLimit
-41.904 MHz	-31.428 MHz	300.000 kHz	6.66345 GHz	-62.77 dBm	-49.99 dB	-9.99 dB
-31.428 MHz	-20.952 MHz	300.000 kHz	6.66361 GHz	-62.80 dBm	-50.02 dB	-10.07 dB
-20.952 MHz	-11.476 MHz	300.000 kHz	6.68348 GHz	-47.06 dBm	-34.27 dB	-14.24 dB
-11.476 MHz	-10.476 MHz	300.000 kHz	6.68357 GHz	-46.72 dBm	-33.94 dB	-14.85 dB
10.476 MHz	11.476 MHz	300.000 kHz	6.70643 GHz	-55.98 dBm	-43.20 dB	-24.11 dB
11.476 MHz	20.952 MHz	300.000 kHz	6.71583 GHz	-60.70 dBm	-47.92 dB	-20.03 dB
20.952 MHz	31.428 MHz	300.000 kHz	6.72639 GHz	-62.87 dBm	-50.09 dB	-10.14 dB
31.428 MHz	41.904 MHz	300.000 kHz	6.73016 GHz	-62.85 dBm	-50.07 dB	-10.07 dB

Date: 12.JAN.2024 10:38:59

Plot on Channel 6895 MHz

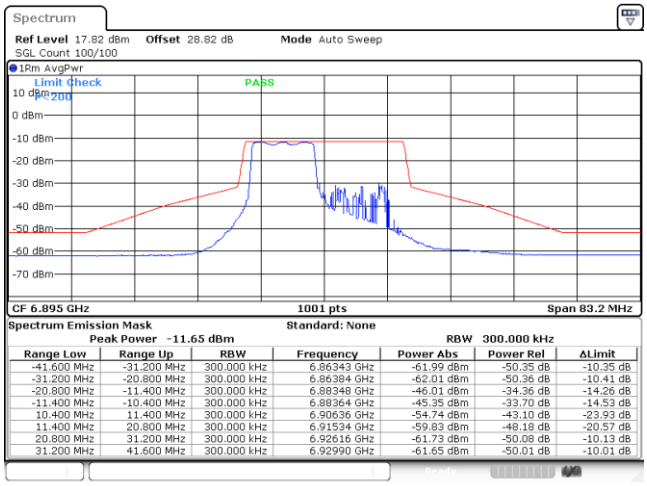

Spectrum Emission Mask Standard: None
Peak Power -11.65 dBm RBW 300.000 kHz

Range Low	Range Up	RBW	Frequency	Power Abs	Power Rel	ΔLimit
-41.600 MHz	-31.200 MHz	300.000 kHz	6.86343 GHz	-61.99 dBm	-50.35 dB	-10.35 dB
-31.200 MHz	-20.800 MHz	300.000 kHz	6.86384 GHz	-62.01 dBm	-50.36 dB	-10.41 dB
-20.800 MHz	-11.400 MHz	300.000 kHz	6.88348 GHz	-46.01 dBm	-34.36 dB	-14.26 dB
-11.400 MHz	-10.400 MHz	300.000 kHz	6.88364 GHz	-45.35 dBm	-33.70 dB	-14.53 dB
10.400 MHz	11.400 MHz	300.000 kHz	6.90636 GHz	-54.74 dBm	-43.10 dB	-23.93 dB
11.400 MHz	20.800 MHz	300.000 kHz	6.91534 GHz	-59.83 dBm	-48.18 dB	-20.57 dB
20.800 MHz	31.200 MHz	300.000 kHz	6.92616 GHz	-61.73 dBm	-50.08 dB	-10.13 dB
31.200 MHz	41.600 MHz	300.000 kHz	6.92990 GHz	-61.65 dBm	-50.01 dB	-10.01 dB

Date: 12.JAN.2024 11:07:26

Plot on Channel 6995 MHz

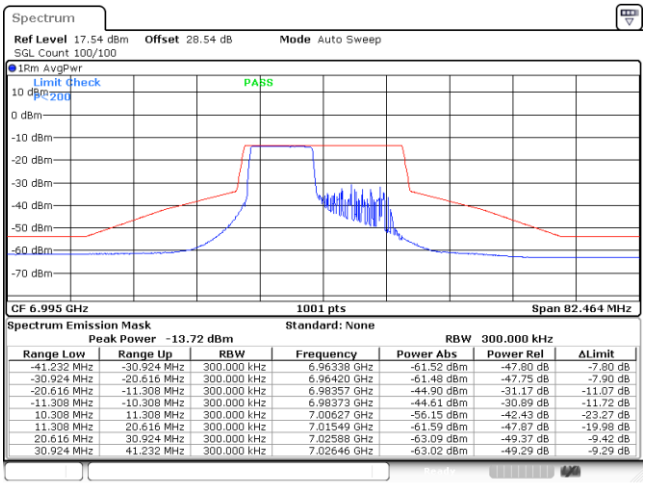

Spectrum Emission Mask Standard: None
Peak Power -13.72 dBm RBW 300.000 kHz

Range Low	Range Up	RBW	Frequency	Power Abs	Power Rel	ΔLimit
-41.232 MHz	-30.924 MHz	300.000 kHz	6.96338 GHz	-61.52 dBm	-47.80 dB	-7.80 dB
-30.924 MHz	-20.616 MHz	300.000 kHz	6.96420 GHz	-61.48 dBm	-47.75 dB	-7.90 dB
-20.616 MHz	-11.308 MHz	300.000 kHz	6.98357 GHz	-44.90 dBm	-31.17 dB	-11.07 dB
-11.308 MHz	-10.308 MHz	300.000 kHz	6.98373 GHz	-44.61 dBm	-30.89 dB	-11.72 dB
10.308 MHz	11.308 MHz	300.000 kHz	7.00627 GHz	-56.15 dBm	-42.43 dB	-23.27 dB
11.308 MHz	20.616 MHz	300.000 kHz	7.01549 GHz	-61.59 dBm	-47.87 dB	-19.98 dB
20.616 MHz	30.924 MHz	300.000 kHz	7.02588 GHz	-63.09 dBm	-49.37 dB	-9.42 dB
30.924 MHz	41.232 MHz	300.000 kHz	7.02646 GHz	-63.02 dBm	-49.29 dB	-9.29 dB

Date: 12.JAN.2024 12:41:52

Plot on Channel 7095 MHz

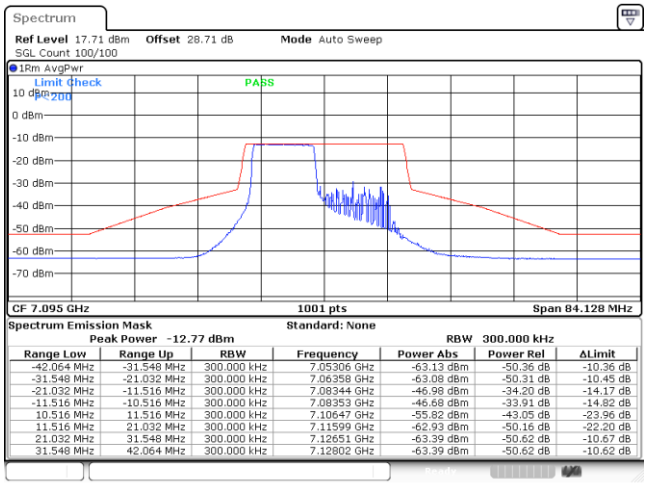

Spectrum Emission Mask Standard: None
Peak Power -12.77 dBm RBW 300.000 kHz

Range Low	Range Up	RBW	Frequency	Power Abs	Power Rel	ΔLimit
-42.064 MHz	-31.548 MHz	300.000 kHz	7.05306 GHz	-63.13 dBm	-50.36 dB	-10.36 dB
-31.548 MHz	-21.032 MHz	300.000 kHz	7.06358 GHz	-63.08 dBm	-50.31 dB	-10.45 dB
-21.032 MHz	-11.516 MHz	300.000 kHz	7.08344 GHz	-46.98 dBm	-34.20 dB	-14.17 dB
-11.516 MHz	-10.516 MHz	300.000 kHz	7.08353 GHz	-46.68 dBm	-33.91 dB	-14.82 dB
10.516 MHz	11.516 MHz	300.000 kHz	7.10647 GHz	-55.82 dBm	-43.05 dB	-23.96 dB
11.516 MHz	21.032 MHz	300.000 kHz	7.11599 GHz	-62.93 dBm	-50.16 dB	-22.20 dB
21.032 MHz	31.548 MHz	300.000 kHz	7.12651 GHz	-63.39 dBm	-50.62 dB	-10.67 dB
31.548 MHz	42.064 MHz	300.000 kHz	7.12802 GHz	-63.39 dBm	-50.62 dB	-10.62 dB

Date: 12.JAN.2024 11:00:00

EUT Mode	802.11ax HE20 106RU54

Plot on Channel 6415 MHz

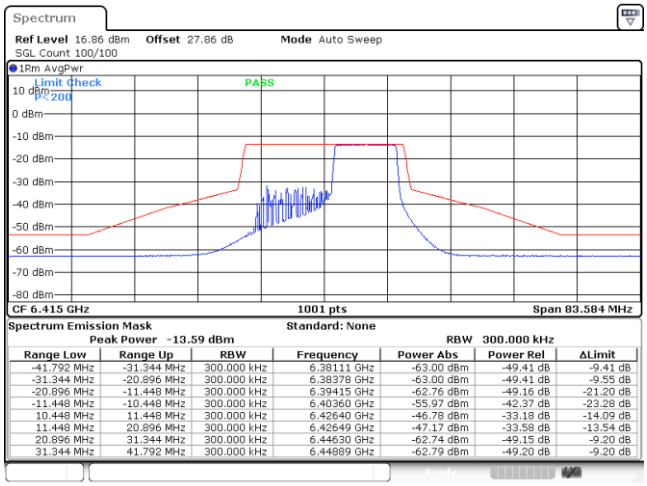

Spectrum Emission Mask Standard: None
Peak Power -13.59 dBm RBW 300.000 kHz

Range Low	Range Up	RBW	Frequency	Power Abs	Power Rel	ΔLimit
-41.792 MHz	-31.344 MHz	300.000 kHz	6.38111 GHz	-63.00 dBm	-49.41 dB	-9.41 dB
-31.344 MHz	-20.896 MHz	300.000 kHz	6.38378 GHz	-63.00 dBm	-49.41 dB	-9.55 dB
-20.896 MHz	-11.448 MHz	300.000 kHz	6.39415 GHz	-62.76 dBm	-49.16 dB	-21.20 dB
-11.448 MHz	-10.448 MHz	300.000 kHz	6.40360 GHz	-55.97 dBm	-42.37 dB	-23.28 dB
10.448 MHz	11.448 MHz	300.000 kHz	6.42640 GHz	-46.78 dBm	-33.18 dB	-14.09 dB
11.448 MHz	20.896 MHz	300.000 kHz	6.42649 GHz	-47.17 dBm	-33.58 dB	-13.54 dB
20.896 MHz	31.344 MHz	300.000 kHz	6.44630 GHz	-62.74 dBm	-49.15 dB	-9.20 dB
31.344 MHz	41.792 MHz	300.000 kHz	6.44889 GHz	-62.79 dBm	-49.20 dB	-9.20 dB

Date: 12.JAN.2024 09:43:30

Plot on Channel 6515 MHz

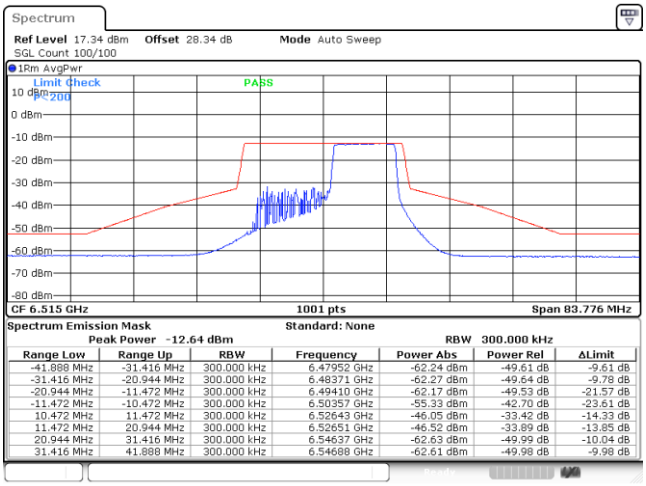

Spectrum Emission Mask Standard: None
Peak Power -12.64 dBm RBW 300.000 kHz

Range Low	Range Up	RBW	Frequency	Power Abs	Power Rel	ΔLimit
-41.888 MHz	-31.416 MHz	300.000 kHz	6.47952 GHz	-62.24 dBm	-49.61 dB	-9.61 dB
-31.416 MHz	-20.944 MHz	300.000 kHz	6.48371 GHz	-62.27 dBm	-49.64 dB	-9.78 dB
-20.944 MHz	-11.472 MHz	300.000 kHz	6.49410 GHz	-62.17 dBm	-49.53 dB	-21.57 dB
-11.472 MHz	-10.472 MHz	300.000 kHz	6.50357 GHz	-55.33 dBm	-42.70 dB	-23.61 dB
10.472 MHz	11.472 MHz	300.000 kHz	6.52643 GHz	-46.05 dBm	-33.42 dB	-14.33 dB
11.472 MHz	20.944 MHz	300.000 kHz	6.52651 GHz	-46.52 dBm	-33.89 dB	-13.85 dB
20.944 MHz	31.416 MHz	300.000 kHz	6.54637 GHz	-62.63 dBm	-49.99 dB	-10.04 dB
31.416 MHz	41.888 MHz	300.000 kHz	6.54688 GHz	-62.61 dBm	-49.98 dB	-9.98 dB

Date: 12.JAN.2024 10:06:27

Plot on Channel 6855 MHz

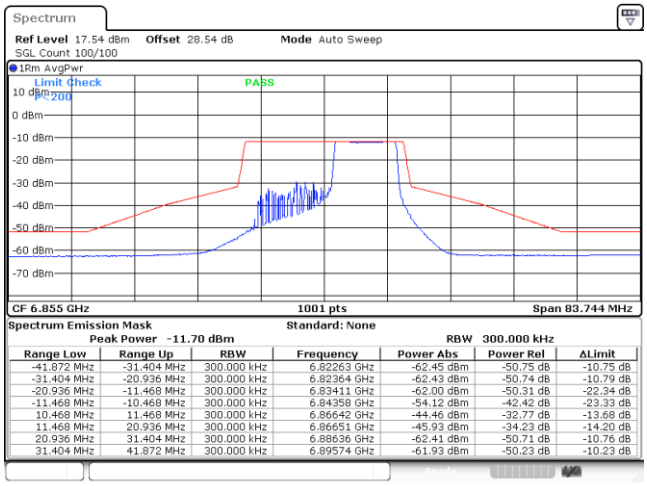

Spectrum Emission Mask Standard: None
Peak Power -11.70 dBm RBW 300.000 kHz

Range Low	Range Up	RBW	Frequency	Power Abs	Power Rel	ΔLimit
-41.872 MHz	-31.404 MHz	300.000 kHz	6.82263 GHz	-62.45 dBm	-50.75 dB	-10.75 dB
-31.404 MHz	-20.936 MHz	300.000 kHz	6.82364 GHz	-62.43 dBm	-50.74 dB	-10.79 dB
-20.936 MHz	-11.468 MHz	300.000 kHz	6.83411 GHz	-62.00 dBm	-50.31 dB	-22.34 dB
-11.468 MHz	-10.468 MHz	300.000 kHz	6.84358 GHz	-54.12 dBm	-42.42 dB	-23.33 dB
10.468 MHz	11.468 MHz	300.000 kHz	6.86642 GHz	-44.46 dBm	-32.77 dB	-13.68 dB
11.468 MHz	20.936 MHz	300.000 kHz	6.86651 GHz	-45.93 dBm	-34.23 dB	-14.20 dB
20.936 MHz	31.404 MHz	300.000 kHz	6.88636 GHz	-62.41 dBm	-50.71 dB	-10.76 dB
31.404 MHz	41.872 MHz	300.000 kHz	6.89574 GHz	-61.93 dBm	-50.23 dB	-10.23 dB

Date: 12.JAN.2024 10:45:02

Plot on Channel 6875 MHz

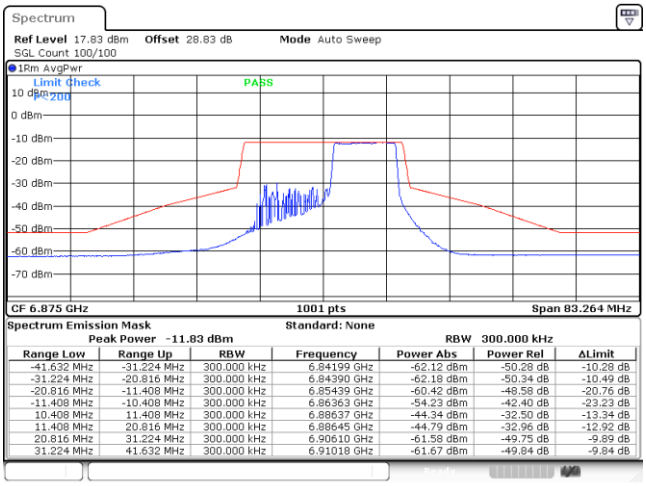

Spectrum Emission Mask Standard: None
Peak Power -11.83 dBm RBW 300.000 kHz

Range Low	Range Up	RBW	Frequency	Power Abs	Power Rel	ΔLimit
-41.632 MHz	-31.224 MHz	300.000 kHz	6.84199 GHz	-62.12 dBm	-50.28 dB	-10.28 dB
-31.224 MHz	-20.816 MHz	300.000 kHz	6.84390 GHz	-62.18 dBm	-50.34 dB	-10.49 dB
-20.816 MHz	-11.408 MHz	300.000 kHz	6.85439 GHz	-60.42 dBm	-48.58 dB	-20.76 dB
-11.408 MHz	-10.408 MHz	300.000 kHz	6.86363 GHz	-54.23 dBm	-42.40 dB	-23.23 dB
10.408 MHz	11.408 MHz	300.000 kHz	6.88637 GHz	-44.34 dBm	-32.50 dB	-13.34 dB
11.408 MHz	20.816 MHz	300.000 kHz	6.88645 GHz	-44.79 dBm	-32.96 dB	-12.92 dB
20.816 MHz	31.224 MHz	300.000 kHz	6.90610 GHz	-61.58 dBm	-49.75 dB	-9.89 dB
31.224 MHz	41.632 MHz	300.000 kHz	6.91018 GHz	-61.67 dBm	-49.84 dB	-9.84 dB

Date: 12.JAN.2024 10:53:19

Plot on Channel 7115 MHz

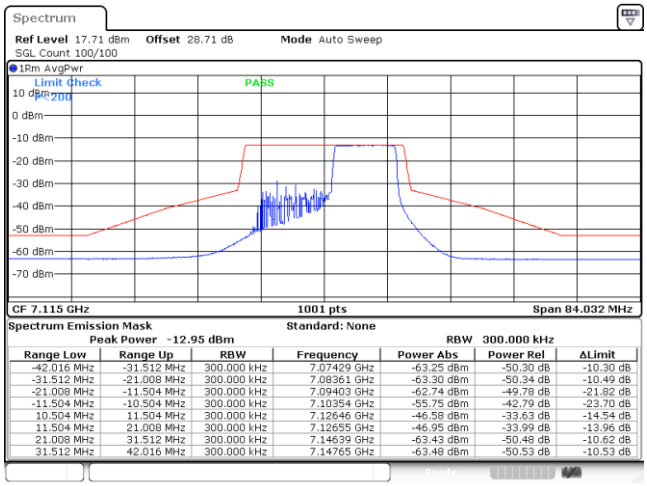

Spectrum Emission Mask Standard: None

Peak Power -12.95 dBm RBW 300.000 kHz

Range Low	Range Up	RBW	Frequency	Power Abs	Power Rel	ΔLimit
-42.016 MHz	-31.512 MHz	300.000 kHz	7.07429 GHz	-63.25 dBm	-50.30 dB	-10.30 dB
-31.512 MHz	-21.008 MHz	300.000 kHz	7.08361 GHz	-63.30 dBm	-50.34 dB	-10.49 dB
-21.008 MHz	-11.504 MHz	300.000 kHz	7.09403 GHz	-62.74 dBm	-49.78 dB	-21.82 dB
-11.504 MHz	-10.504 MHz	300.000 kHz	7.10354 GHz	-55.75 dBm	-42.79 dB	-23.70 dB
10.504 MHz	11.504 MHz	300.000 kHz	7.12646 GHz	-46.58 dBm	-33.63 dB	-14.54 dB
11.504 MHz	21.008 MHz	300.000 kHz	7.12655 GHz	-46.95 dBm	-33.99 dB	-13.96 dB
21.008 MHz	31.512 MHz	300.000 kHz	7.14639 GHz	-63.43 dBm	-50.48 dB	-10.62 dB
31.512 MHz	42.016 MHz	300.000 kHz	7.14765 GHz	-63.48 dBm	-50.53 dB	-10.53 dB

Date: 12.JAN.2024 12:48:48

EUT Mode	802.11ax HE40 FullRU

Plot on Channel 5965 MHz

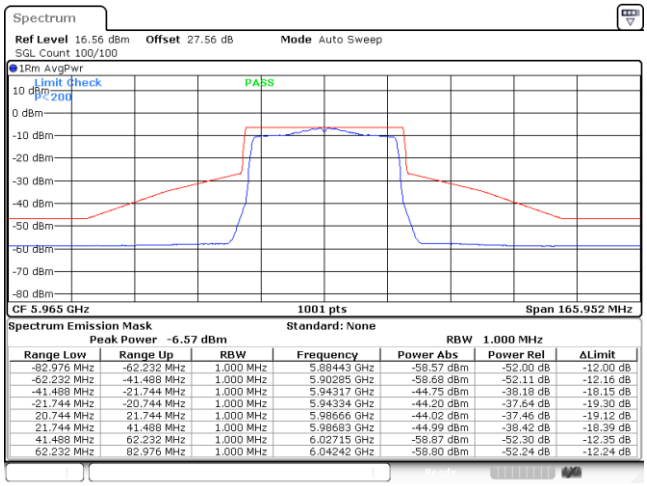

Spectrum Emission Mask Standard: None
Peak Power -6.57 dBm RBW 1.000 MHz

Range Low	Range Up	RBW	Frequency	Power Abs	Power Rel	ΔLimit
-82.976 MHz	-62.232 MHz	1.000 MHz	5.88443 GHz	-58.57 dBm	-52.00 dB	-12.00 dB
-62.232 MHz	-41.488 MHz	1.000 MHz	5.90285 GHz	-58.68 dBm	-52.11 dB	-12.16 dB
-41.488 MHz	-21.744 MHz	1.000 MHz	5.94317 GHz	-44.75 dBm	-38.18 dB	-18.15 dB
-21.744 MHz	-20.744 MHz	1.000 MHz	5.94334 GHz	-44.20 dBm	-37.64 dB	-19.30 dB
20.744 MHz	21.744 MHz	1.000 MHz	5.98666 GHz	-44.02 dBm	-37.46 dB	-19.12 dB
21.744 MHz	41.488 MHz	1.000 MHz	5.98683 GHz	-44.99 dBm	-38.42 dB	-18.39 dB
41.488 MHz	62.232 MHz	1.000 MHz	6.02715 GHz	-58.87 dBm	-52.30 dB	-12.35 dB
62.232 MHz	82.976 MHz	1.000 MHz	6.04242 GHz	-58.80 dBm	-52.24 dB	-12.24 dB

Date: 29.DEC.2023 14:02:41

Plot on Channel 6205 MHz

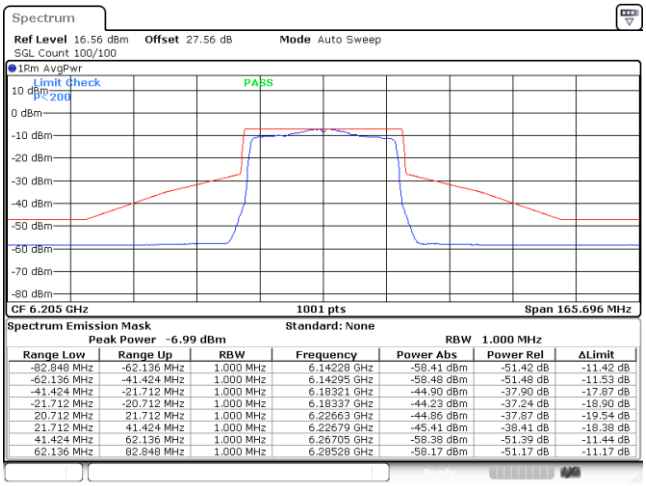

Spectrum Emission Mask Standard: None
Peak Power -6.99 dBm RBW 1.000 MHz

Range Low	Range Up	RBW	Frequency	Power Abs	Power Rel	ΔLimit
-82.848 MHz	-62.136 MHz	1.000 MHz	6.14228 GHz	-58.41 dBm	-51.42 dB	-11.42 dB
-62.136 MHz	-41.424 MHz	1.000 MHz	6.14295 GHz	-58.48 dBm	-51.48 dB	-11.53 dB
-41.424 MHz	-21.712 MHz	1.000 MHz	6.18321 GHz	-44.90 dBm	-37.90 dB	-17.87 dB
-21.712 MHz	-20.712 MHz	1.000 MHz	6.18337 GHz	-44.23 dBm	-37.24 dB	-18.90 dB
20.712 MHz	21.712 MHz	1.000 MHz	6.22663 GHz	-44.86 dBm	-37.87 dB	-19.54 dB
21.712 MHz	41.424 MHz	1.000 MHz	6.22679 GHz	-45.41 dBm	-38.41 dB	-18.38 dB
41.424 MHz	62.136 MHz	1.000 MHz	6.26705 GHz	-58.38 dBm	-51.39 dB	-11.44 dB
62.136 MHz	82.848 MHz	1.000 MHz	6.28528 GHz	-58.17 dBm	-51.17 dB	-11.17 dB

Date: 29.DEC.2023 14:09:27

Plot on Channel 6405 MHz

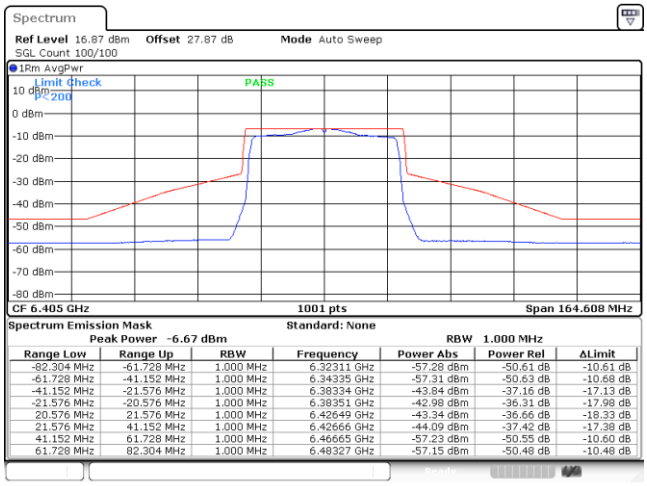

Spectrum Emission Mask Standard: None
Peak Power -6.67 dBm RBW 1.000 MHz

Range Low	Range Up	RBW	Frequency	Power Abs	Power Rel	ΔLimit
-82.304 MHz	-61.728 MHz	1.000 MHz	6.32311 GHz	-57.28 dBm	-50.61 dB	-10.61 dB
-61.728 MHz	-41.152 MHz	1.000 MHz	6.34335 GHz	-57.31 dBm	-50.63 dB	-10.68 dB
-41.152 MHz	-21.576 MHz	1.000 MHz	6.38334 GHz	-43.84 dBm	-37.16 dB	-17.13 dB
-21.576 MHz	-20.576 MHz	1.000 MHz	6.38351 GHz	-42.98 dBm	-36.31 dB	-17.98 dB
20.576 MHz	21.576 MHz	1.000 MHz	6.42649 GHz	-43.34 dBm	-36.66 dB	-18.33 dB
21.576 MHz	41.152 MHz	1.000 MHz	6.42666 GHz	-44.09 dBm	-37.42 dB	-17.38 dB
41.152 MHz	61.728 MHz	1.000 MHz	6.46665 GHz	-57.23 dBm	-50.55 dB	-10.60 dB
61.728 MHz	82.304 MHz	1.000 MHz	6.48327 GHz	-57.15 dBm	-50.48 dB	-10.48 dB

Date: 12.JAN.2024 13:02:46

Plot on Channel 6445 MHz

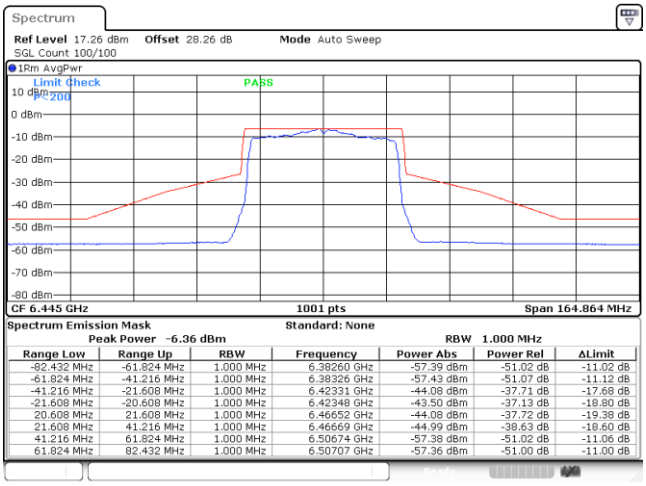

Spectrum Emission Mask Standard: None
Peak Power -6.36 dBm RBW 1.000 MHz

Range Low	Range Up	RBW	Frequency	Power Abs	Power Rel	ΔLimit
-82.432 MHz	-61.824 MHz	1.000 MHz	6.38260 GHz	-57.39 dBm	-51.02 dB	-11.02 dB
-61.824 MHz	-41.216 MHz	1.000 MHz	6.38326 GHz	-57.43 dBm	-51.07 dB	-11.12 dB
-41.216 MHz	-21.608 MHz	1.000 MHz	6.42331 GHz	-44.08 dBm	-37.71 dB	-17.68 dB
-21.608 MHz	-20.608 MHz	1.000 MHz	6.42348 GHz	-43.50 dBm	-37.13 dB	-18.80 dB
20.608 MHz	21.608 MHz	1.000 MHz	6.46652 GHz	-44.08 dBm	-37.72 dB	-19.38 dB
21.608 MHz	41.216 MHz	1.000 MHz	6.46669 GHz	-44.99 dBm	-38.63 dB	-18.60 dB
41.216 MHz	61.824 MHz	1.000 MHz	6.50674 GHz	-57.38 dBm	-51.02 dB	-11.06 dB
61.824 MHz	82.432 MHz	1.000 MHz	6.50707 GHz	-57.36 dBm	-51.00 dB	-11.00 dB

Date: 29.DEC.2023 14:45:52

Plot on Channel 6485 MHz

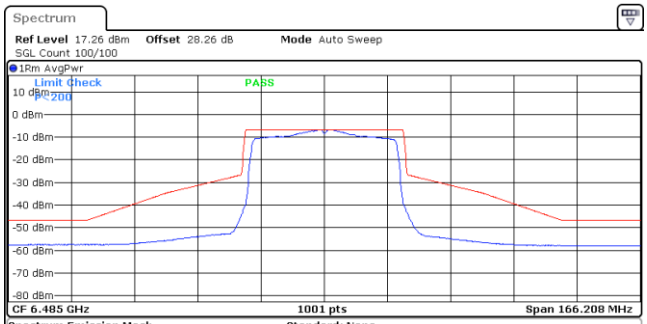

Spectrum Emission Mask Standard: None
Peak Power -6.64 dBm RBW 1.000 MHz

Range Low	Range Up	RBW	Frequency	Power Abs	Power Rel	ΔLimit
-83.104 MHz	-62.328 MHz	1.000 MHz	6.41777 GHz	-57.44 dBm	-50.80 dB	-10.80 dB
-62.328 MHz	-41.552 MHz	1.000 MHz	6.42276 GHz	-57.44 dBm	-50.80 dB	-10.84 dB
-41.552 MHz	-21.776 MHz	1.000 MHz	6.46314 GHz	-44.39 dBm	-37.75 dB	-17.71 dB
-21.776 MHz	-20.776 MHz	1.000 MHz	6.46331 GHz	-43.77 dBm	-37.13 dB	-18.79 dB
20.776 MHz	21.776 MHz	1.000 MHz	6.50669 GHz	-43.04 dBm	-36.39 dB	-18.06 dB
21.776 MHz	41.552 MHz	1.000 MHz	6.50686 GHz	-43.55 dBm	-36.91 dB	-16.88 dB
41.552 MHz	62.328 MHz	1.000 MHz	6.54724 GHz	-57.91 dBm	-51.27 dB	-11.31 dB
62.328 MHz	83.104 MHz	1.000 MHz	6.54774 GHz	-57.84 dBm	-51.19 dB	-11.19 dB

Date: 29.DEC.2023 15:00:02

Plot on Channel 6525 MHz

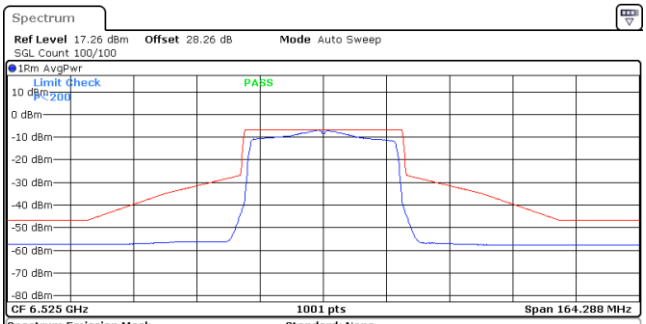

Spectrum Emission Mask Standard: None
Peak Power -6.82 dBm RBW 1.000 MHz

Range Low	Range Up	RBW	Frequency	Power Abs	Power Rel	ΔLimit
-82.144 MHz	-61.608 MHz	1.000 MHz	6.44540 GHz	-57.26 dBm	-50.44 dB	-10.44 dB
-61.608 MHz	-41.072 MHz	1.000 MHz	6.46347 GHz	-57.27 dBm	-50.44 dB	-10.49 dB
-41.072 MHz	-21.536 MHz	1.000 MHz	6.50338 GHz	-44.04 dBm	-37.21 dB	-17.18 dB
-21.536 MHz	-20.536 MHz	1.000 MHz	6.50355 GHz	-43.41 dBm	-36.59 dB	-18.25 dB
20.536 MHz	21.536 MHz	1.000 MHz	6.54645 GHz	-43.94 dBm	-37.11 dB	-18.78 dB
21.536 MHz	41.072 MHz	1.000 MHz	6.54662 GHz	-44.59 dBm	-37.76 dB	-17.73 dB
41.072 MHz	61.608 MHz	1.000 MHz	6.58653 GHz	-57.68 dBm	-50.86 dB	-10.91 dB
61.608 MHz	82.144 MHz	1.000 MHz	6.60410 GHz	-57.60 dBm	-50.77 dB	-10.77 dB

Date: 29.DEC.2023 14:54:04

Plot on Channel 6565 MHz

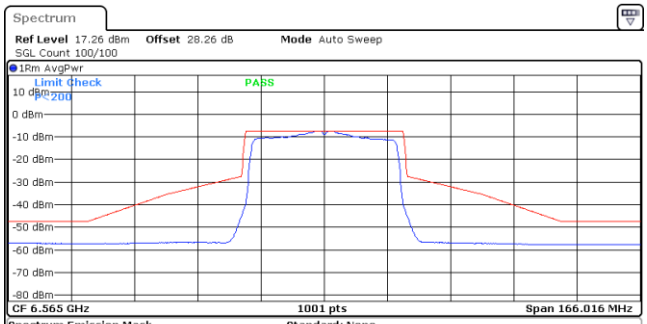

Spectrum Emission Mask Standard: None
Peak Power -7.44 dBm RBW 1.000 MHz

Range Low	Range Up	RBW	Frequency	Power Abs	Power Rel	ΔLimit
-83.008 MHz	-62.256 MHz	1.000 MHz	6.48390 GHz	-57.03 dBm	-49.59 dB	-9.59 dB
-62.256 MHz	-41.504 MHz	1.000 MHz	6.50283 GHz	-57.22 dBm	-49.78 dB	-9.83 dB
-41.504 MHz	-21.752 MHz	1.000 MHz	6.54317 GHz	-45.31 dBm	-37.86 dB	-17.83 dB
-21.752 MHz	-20.752 MHz	1.000 MHz	6.54333 GHz	-44.32 dBm	-36.87 dB	-18.54 dB
20.752 MHz	21.752 MHz	1.000 MHz	6.58667 GHz	-44.56 dBm	-37.12 dB	-18.79 dB
21.752 MHz	41.504 MHz	1.000 MHz	6.58683 GHz	-45.36 dBm	-37.92 dB	-17.89 dB
41.504 MHz	62.256 MHz	1.000 MHz	6.62717 GHz	-57.60 dBm	-50.16 dB	-10.21 dB
62.256 MHz	83.008 MHz	1.000 MHz	6.62883 GHz	-57.58 dBm	-50.14 dB	-10.14 dB

Date: 29.DEC.2023 15:08:34

Plot on Channel 6685 MHz

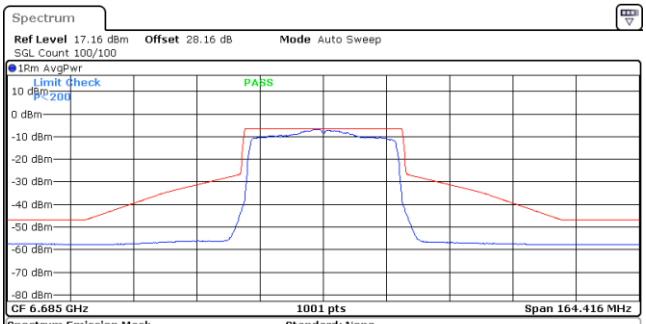

Spectrum Emission Mask Standard: None
Peak Power -6.65 dBm RBW 1.000 MHz

Range Low	Range Up	RBW	Frequency	Power Abs	Power Rel	ΔLimit
-82.208 MHz	-61.656 MHz	1.000 MHz	6.60320 GHz	-57.48 dBm	-50.83 dB	-10.83 dB
-61.656 MHz	-41.104 MHz	1.000 MHz	6.62343 GHz	-57.60 dBm	-50.95 dB	-11.00 dB
-41.104 MHz	-21.552 MHz	1.000 MHz	6.66337 GHz	-43.78 dBm	-37.13 dB	-17.10 dB
-21.552 MHz	-20.552 MHz	1.000 MHz	6.66353 GHz	-43.20 dBm	-36.55 dB	-18.21 dB
20.552 MHz	21.552 MHz	1.000 MHz	6.70647 GHz	-43.51 dBm	-36.86 dB	-18.52 dB
21.552 MHz	41.104 MHz	1.000 MHz	6.70663 GHz	-44.26 dBm	-37.61 dB	-17.58 dB
41.104 MHz	61.656 MHz	1.000 MHz	6.74657 GHz	-57.69 dBm	-51.04 dB	-11.09 dB
61.656 MHz	82.208 MHz	1.000 MHz	6.75101 GHz	-57.66 dBm	-51.01 dB	-11.01 dB

Date: 29.DEC.2023 15:13:50

Plot on Channel 6845 MHz

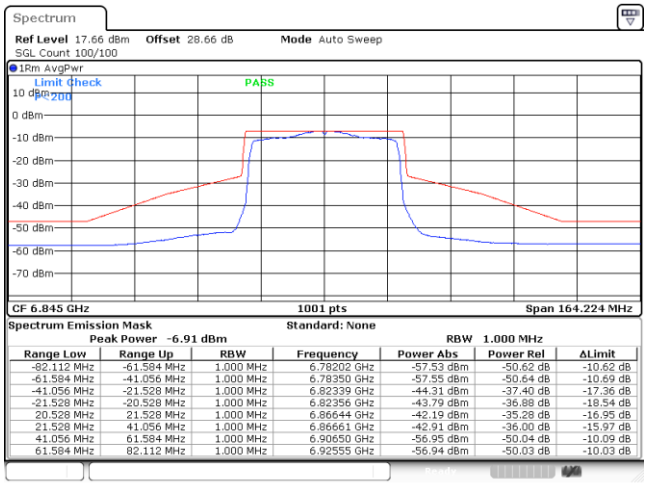

Spectrum Emission Mask Standard: None
Peak Power -6.91 dBm RBW 1.000 MHz

Range Low	Range Up	RBW	Frequency	Power Abs	Power Rel	ΔLimit
-82.112 MHz	-61.584 MHz	1.000 MHz	6.78202 GHz	-57.53 dBm	-50.62 dB	-10.62 dB
-61.584 MHz	-41.056 MHz	1.000 MHz	6.78350 GHz	-57.55 dBm	-50.64 dB	-10.69 dB
-41.056 MHz	-21.528 MHz	1.000 MHz	6.82339 GHz	-44.31 dBm	-37.40 dB	-17.36 dB
-21.528 MHz	-20.528 MHz	1.000 MHz	6.82356 GHz	-43.79 dBm	-36.88 dB	-18.54 dB
20.528 MHz	21.528 MHz	1.000 MHz	6.86644 GHz	-42.19 dBm	-35.28 dB	-16.95 dB
21.528 MHz	41.056 MHz	1.000 MHz	6.86661 GHz	-42.91 dBm	-36.00 dB	-15.97 dB
41.056 MHz	61.584 MHz	1.000 MHz	6.90650 GHz	-56.95 dBm	-50.04 dB	-10.09 dB
61.584 MHz	82.112 MHz	1.000 MHz	6.92555 GHz	-56.94 dBm	-50.03 dB	-10.03 dB

Date: 29.DEC.2023 15:20:05

Plot on Channel 6885 MHz

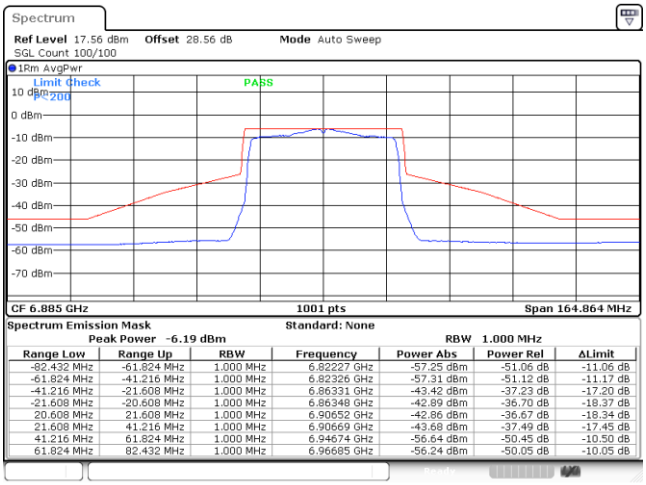

Spectrum Emission Mask Standard: None
Peak Power -6.19 dBm RBW 1.000 MHz

Range Low	Range Up	RBW	Frequency	Power Abs	Power Rel	ΔLimit
-82.432 MHz	-61.824 MHz	1.000 MHz	6.82227 GHz	-57.25 dBm	-51.06 dB	-11.06 dB
-61.824 MHz	-41.216 MHz	1.000 MHz	6.82326 GHz	-57.31 dBm	-51.12 dB	-11.17 dB
-41.216 MHz	-21.608 MHz	1.000 MHz	6.86331 GHz	-43.42 dBm	-37.23 dB	-17.20 dB
-21.608 MHz	-20.608 MHz	1.000 MHz	6.86348 GHz	-42.89 dBm	-36.70 dB	-18.37 dB
20.608 MHz	21.608 MHz	1.000 MHz	6.90652 GHz	-42.86 dBm	-36.67 dB	-18.34 dB
21.608 MHz	41.216 MHz	1.000 MHz	6.90669 GHz	-43.68 dBm	-37.49 dB	-17.45 dB
41.216 MHz	61.824 MHz	1.000 MHz	6.94674 GHz	-56.64 dBm	-50.45 dB	-10.50 dB
61.824 MHz	82.432 MHz	1.000 MHz	6.96685 GHz	-56.24 dBm	-50.05 dB	-10.05 dB

Date: 29.DEC.2023 15:25:14

Plot on Channel 6925 MHz

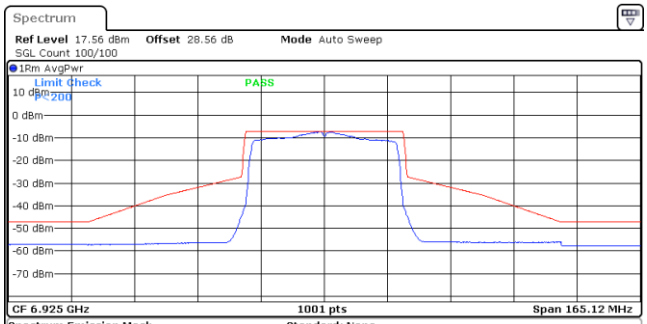

Spectrum Emission Mask Standard: None
Peak Power -7.25 dBm RBW 1.000 MHz

Range Low	Range Up	RBW	Frequency	Power Abs	Power Rel	ΔLimit
-82.560 MHz	-61.920 MHz	1.000 MHz	6.86118 GHz	-57.08 dBm	-49.83 dB	-9.83 dB
-61.920 MHz	-41.280 MHz	1.000 MHz	6.86316 GHz	-57.20 dBm	-49.95 dB	-10.00 dB
-41.280 MHz	-21.640 MHz	1.000 MHz	6.90328 GHz	-44.63 dBm	-37.38 dB	-17.35 dB
-21.640 MHz	-20.640 MHz	1.000 MHz	6.90344 GHz	-43.92 dBm	-36.66 dB	-18.33 dB
20.640 MHz	21.640 MHz	1.000 MHz	6.94656 GHz	-44.21 dBm	-36.96 dB	-18.63 dB
21.640 MHz	41.280 MHz	1.000 MHz	6.94672 GHz	-44.75 dBm	-37.50 dB	-17.47 dB
41.280 MHz	61.920 MHz	1.000 MHz	6.98684 GHz	-56.11 dBm	-48.86 dB	-8.91 dB
61.920 MHz	82.560 MHz	1.000 MHz	6.98700 GHz	-57.58 dBm	-50.32 dB	-10.32 dB

Date: 29.DEC.2023 15:30:09

Plot on Channel 7005 MHz

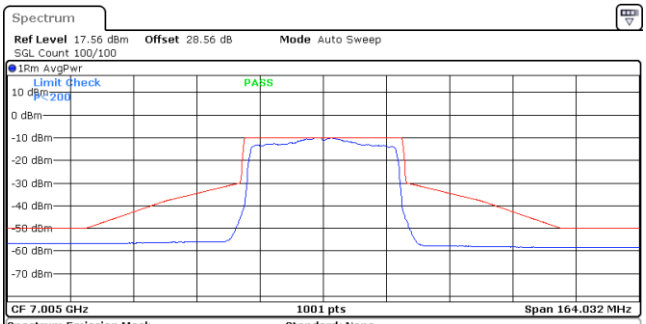

Spectrum Emission Mask Standard: None
Peak Power -9.88 dBm RBW 1.000 MHz

Range Low	Range Up	RBW	Frequency	Power Abs	Power Rel	ΔLimit
-82.016 MHz	-61.512 MHz	1.000 MHz	6.94177 GHz	-56.65 dBm	-46.77 dB	-6.77 dB
-61.512 MHz	-41.008 MHz	1.000 MHz	6.94373 GHz	-56.58 dBm	-46.69 dB	-6.84 dB
-41.008 MHz	-21.504 MHz	1.000 MHz	6.98341 GHz	-45.10 dBm	-35.21 dB	-15.18 dB
-21.504 MHz	-20.504 MHz	1.000 MHz	6.98358 GHz	-44.39 dBm	-34.50 dB	-16.17 dB
20.504 MHz	21.504 MHz	1.000 MHz	7.02642 GHz	-46.02 dBm	-36.13 dB	-17.80 dB
21.504 MHz	41.008 MHz	1.000 MHz	7.02659 GHz	-46.35 dBm	-36.47 dB	-16.43 dB
41.008 MHz	61.512 MHz	1.000 MHz	7.06643 GHz	-58.40 dBm	-48.52 dB	-8.56 dB
61.512 MHz	82.016 MHz	1.000 MHz	7.06856 GHz	-58.31 dBm	-48.43 dB	-8.43 dB

Date: 29.DEC.2023 15:36:21

Plot on Channel 7085 MHz

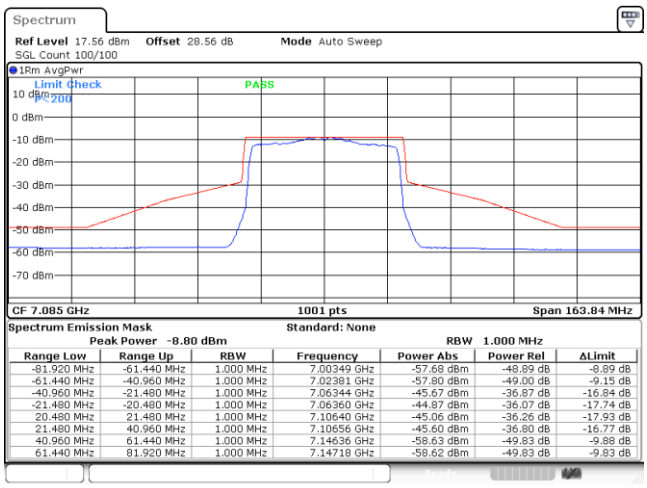

Spectrum Emission Mask Standard: None
Peak Power -8.80 dBm RBW 1.000 MHz

Range Low	Range Up	RBW	Frequency	Power Abs	Power Rel	ΔLimit
-81.920 MHz	-61.440 MHz	1.000 MHz	7.00349 GHz	-57.68 dBm	-48.89 dB	-8.89 dB
-61.440 MHz	-40.960 MHz	1.000 MHz	7.02381 GHz	-57.80 dBm	-49.00 dB	-9.15 dB
-40.960 MHz	-21.480 MHz	1.000 MHz	7.06344 GHz	-45.67 dBm	-36.87 dB	-16.84 dB
-21.480 MHz	-20.480 MHz	1.000 MHz	7.06360 GHz	-44.87 dBm	-36.07 dB	-17.74 dB
20.480 MHz	21.480 MHz	1.000 MHz	7.10640 GHz	-45.06 dBm	-36.26 dB	-17.93 dB
21.480 MHz	40.960 MHz	1.000 MHz	7.10656 GHz	-45.60 dBm	-36.80 dB	-16.77 dB
40.960 MHz	61.440 MHz	1.000 MHz	7.14636 GHz	-58.63 dBm	-49.83 dB	-9.88 dB
61.440 MHz	81.920 MHz	1.000 MHz	7.14718 GHz	-58.62 dBm	-49.83 dB	-9.83 dB

Date: 29.DEC.2023 15:41:13

EUT Mode	802.11ax HE40 242RU61

Plot on Channel 5965 MHz

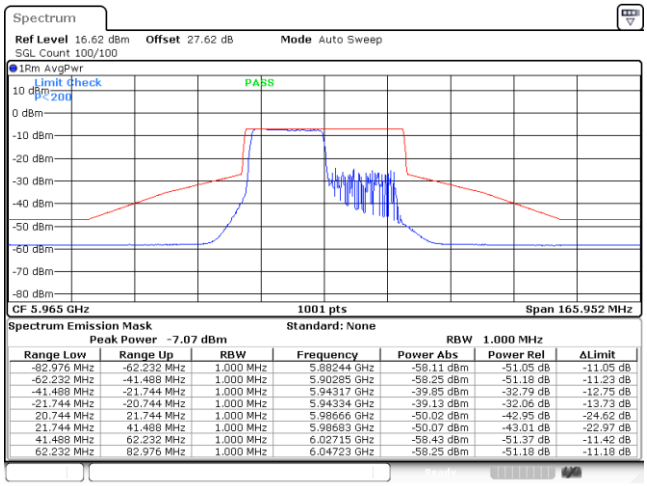

Spectrum Emission Mask Standard: None
Peak Power -7.07 dBm RBW 1.000 MHz

Range Low	Range Up	RBW	Frequency	Power Abs	Power Rel	ΔLimit
-82.976 MHz	-62.232 MHz	1.000 MHz	5.88244 GHz	-58.11 dBm	-51.05 dB	-11.05 dB
-62.232 MHz	-41.488 MHz	1.000 MHz	5.90285 GHz	-58.25 dBm	-51.18 dB	-11.23 dB
-41.488 MHz	-21.744 MHz	1.000 MHz	5.94317 GHz	-39.85 dBm	-32.79 dB	-12.75 dB
-21.744 MHz	-20.744 MHz	1.000 MHz	5.94334 GHz	-39.13 dBm	-32.06 dB	-13.73 dB
20.744 MHz	21.744 MHz	1.000 MHz	5.98666 GHz	-50.02 dBm	-42.95 dB	-24.62 dB
21.744 MHz	41.488 MHz	1.000 MHz	5.98683 GHz	-50.07 dBm	-43.01 dB	-22.97 dB
41.488 MHz	62.232 MHz	1.000 MHz	6.02715 GHz	-58.43 dBm	-51.37 dB	-11.42 dB
62.232 MHz	82.976 MHz	1.000 MHz	6.04723 GHz	-58.25 dBm	-51.18 dB	-11.18 dB

Date: 12.JAN.2024 12:53:37

Plot on Channel 6205 MHz

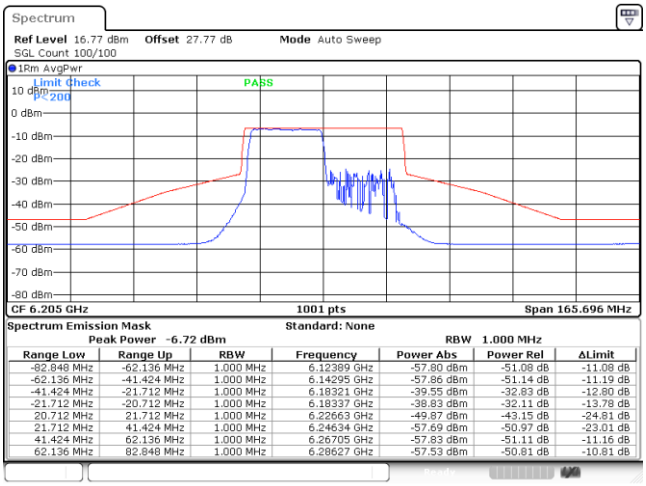

Spectrum Emission Mask Standard: None
Peak Power -6.72 dBm RBW 1.000 MHz

Range Low	Range Up	RBW	Frequency	Power Abs	Power Rel	ΔLimit
-82.848 MHz	-62.136 MHz	1.000 MHz	6.12389 GHz	-57.80 dBm	-51.08 dB	-11.08 dB
-62.136 MHz	-41.424 MHz	1.000 MHz	6.14295 GHz	-57.86 dBm	-51.14 dB	-11.19 dB
-41.424 MHz	-21.712 MHz	1.000 MHz	6.18321 GHz	-39.55 dBm	-32.83 dB	-12.80 dB
-21.712 MHz	-20.712 MHz	1.000 MHz	6.18337 GHz	-38.83 dBm	-32.11 dB	-13.78 dB
20.712 MHz	21.712 MHz	1.000 MHz	6.22663 GHz	-49.87 dBm	-43.15 dB	-24.81 dB
21.712 MHz	41.424 MHz	1.000 MHz	6.24634 GHz	-57.69 dBm	-50.97 dB	-23.01 dB
41.424 MHz	62.136 MHz	1.000 MHz	6.26705 GHz	-57.83 dBm	-51.11 dB	-11.16 dB
62.136 MHz	82.848 MHz	1.000 MHz	6.28627 GHz	-57.53 dBm	-50.81 dB	-10.81 dB

Date: 12.JAN.2024 12:56:32

Plot on Channel 6445 MHz

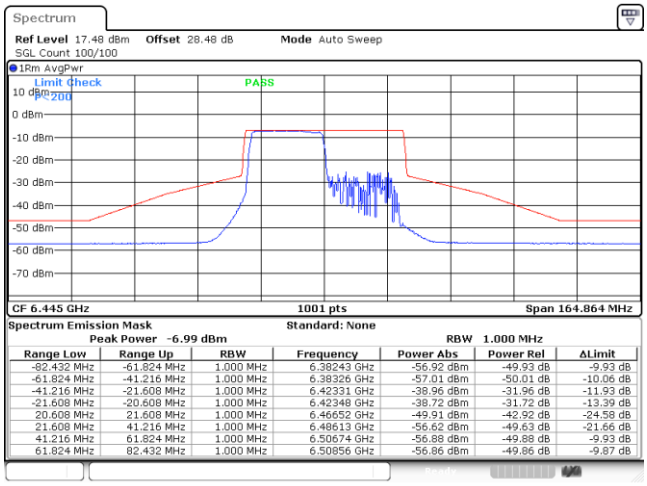

Spectrum Emission Mask Standard: None
Peak Power -6.99 dBm RBW 1.000 MHz

Range Low	Range Up	RBW	Frequency	Power Abs	Power Rel	ΔLimit
-82.432 MHz	-61.824 MHz	1.000 MHz	6.38243 GHz	-56.92 dBm	-49.93 dB	-9.93 dB
-61.824 MHz	-41.216 MHz	1.000 MHz	6.38326 GHz	-57.01 dBm	-50.01 dB	-10.06 dB
-41.216 MHz	-21.608 MHz	1.000 MHz	6.42331 GHz	-38.96 dBm	-31.96 dB	-11.93 dB
-21.608 MHz	-20.608 MHz	1.000 MHz	6.42348 GHz	-38.72 dBm	-31.72 dB	-13.39 dB
20.608 MHz	21.608 MHz	1.000 MHz	6.46652 GHz	-49.91 dBm	-42.92 dB	-24.58 dB
21.608 MHz	41.216 MHz	1.000 MHz	6.48613 GHz	-56.62 dBm	-49.63 dB	-21.66 dB
41.216 MHz	61.824 MHz	1.000 MHz	6.50674 GHz	-56.88 dBm	-49.88 dB	-9.93 dB
61.824 MHz	82.432 MHz	1.000 MHz	6.50856 GHz	-56.86 dBm	-49.86 dB	-9.87 dB

Date: 12.JAN.2024 13:05:22

Plot on Channel 6565 MHz

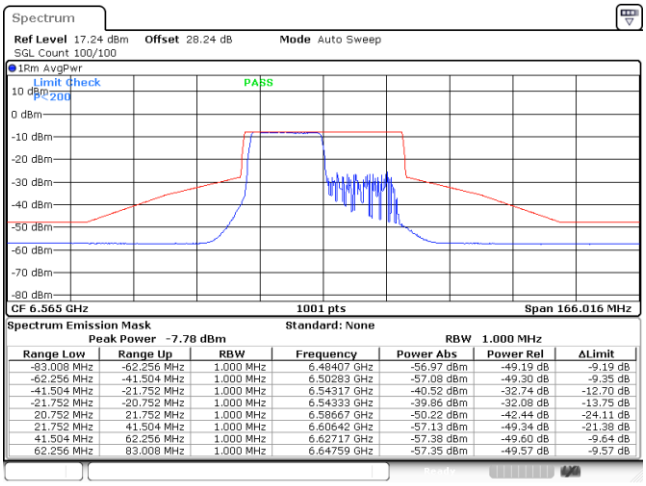

Spectrum Emission Mask Standard: None
Peak Power -7.78 dBm RBW 1.000 MHz

Range Low	Range Up	RBW	Frequency	Power Abs	Power Rel	ΔLimit
-83.008 MHz	-62.256 MHz	1.000 MHz	6.48407 GHz	-56.97 dBm	-49.19 dB	-9.19 dB
-62.256 MHz	-41.504 MHz	1.000 MHz	6.50283 GHz	-57.08 dBm	-49.30 dB	-9.35 dB
-41.504 MHz	-21.752 MHz	1.000 MHz	6.54317 GHz	-40.52 dBm	-32.74 dB	-12.70 dB
-21.752 MHz	-20.752 MHz	1.000 MHz	6.54333 GHz	-39.86 dBm	-32.08 dB	-13.75 dB
20.752 MHz	21.752 MHz	1.000 MHz	6.58667 GHz	-50.22 dBm	-42.44 dB	-24.11 dB
21.752 MHz	41.504 MHz	1.000 MHz	6.60642 GHz	-57.13 dBm	-49.34 dB	-21.38 dB
41.504 MHz	62.256 MHz	1.000 MHz	6.62717 GHz	-57.38 dBm	-49.60 dB	-9.64 dB
62.256 MHz	83.008 MHz	1.000 MHz	6.64759 GHz	-57.35 dBm	-49.57 dB	-9.57 dB

Date: 12.JAN.2024 13:13:43

Plot on Channel 6685 MHz

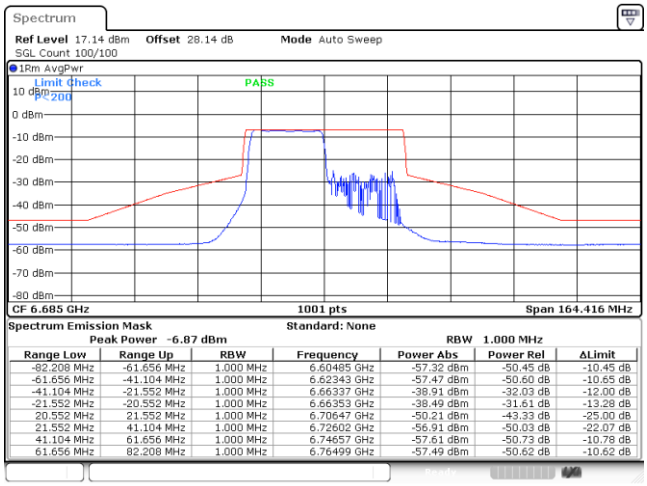

Spectrum Emission Mask Standard: None

Peak Power -6.87 dBm RBW 1.000 MHz

Range Low	Range Up	RBW	Frequency	Power Abs	Power Rel	ΔLimit
-82.208 MHz	-61.656 MHz	1.000 MHz	6.60485 GHz	-57.32 dBm	-50.45 dB	-10.45 dB
-61.656 MHz	-41.104 MHz	1.000 MHz	6.62343 GHz	-57.47 dBm	-50.60 dB	-10.65 dB
-41.104 MHz	-21.552 MHz	1.000 MHz	6.66337 GHz	-38.91 dBm	-32.03 dB	-12.00 dB
-21.552 MHz	-20.552 MHz	1.000 MHz	6.66353 GHz	-38.49 dBm	-31.61 dB	-13.28 dB
20.552 MHz	21.552 MHz	1.000 MHz	6.70647 GHz	-50.21 dBm	-43.33 dB	-25.00 dB
21.552 MHz	41.104 MHz	1.000 MHz	6.72602 GHz	-56.91 dBm	-50.03 dB	-22.07 dB
41.104 MHz	61.656 MHz	1.000 MHz	6.74657 GHz	-57.61 dBm	-50.73 dB	-10.78 dB
61.656 MHz	82.208 MHz	1.000 MHz	6.76499 GHz	-57.49 dBm	-50.62 dB	-10.62 dB

Date: 12.JAN.2024 13:17:14

Plot on Channel 6925 MHz

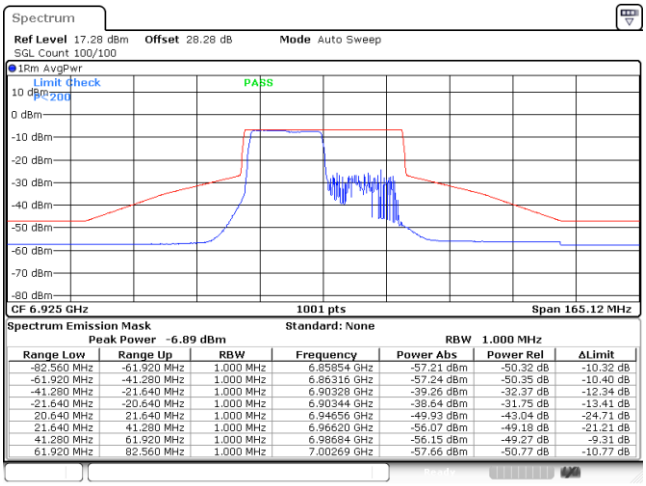

Spectrum Emission Mask Standard: None

Peak Power -6.89 dBm RBW 1.000 MHz

Range Low	Range Up	RBW	Frequency	Power Abs	Power Rel	ΔLimit
-82.560 MHz	-61.920 MHz	1.000 MHz	6.85854 GHz	-57.21 dBm	-50.32 dB	-10.32 dB
-61.920 MHz	-41.280 MHz	1.000 MHz	6.86316 GHz	-57.24 dBm	-50.35 dB	-10.40 dB
-41.280 MHz	-21.640 MHz	1.000 MHz	6.90328 GHz	-39.26 dBm	-32.37 dB	-12.34 dB
-21.640 MHz	-20.640 MHz	1.000 MHz	6.90344 GHz	-38.64 dBm	-31.75 dB	-13.41 dB
20.640 MHz	21.640 MHz	1.000 MHz	6.94656 GHz	-49.93 dBm	-43.04 dB	-24.71 dB
21.640 MHz	41.280 MHz	1.000 MHz	6.96620 GHz	-56.07 dBm	-49.18 dB	-21.21 dB
41.280 MHz	61.920 MHz	1.000 MHz	6.98684 GHz	-56.15 dBm	-49.27 dB	-9.31 dB
61.920 MHz	82.560 MHz	1.000 MHz	7.00269 GHz	-57.66 dBm	-50.77 dB	-10.77 dB

Date: 12.JAN.2024 13:28:29

EUT Mode	802.11ax HE40 242RU62

Plot on Channel 6405 MHz

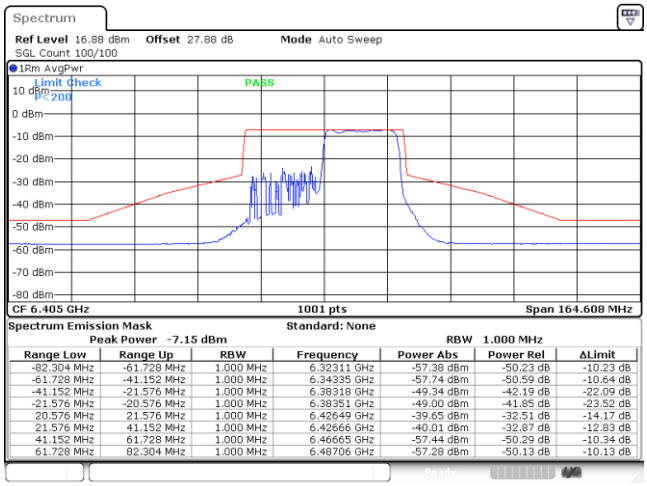

Spectrum Emission Mask Standard: None
Peak Power -7.15 dBm RBW 1.000 MHz

Range Low	Range Up	RBW	Frequency	Power Abs	Power Rel	ΔLimit
-82.304 MHz	-61.728 MHz	1.000 MHz	6.32311 GHz	-57.38 dBm	-50.23 dB	-10.23 dB
-61.728 MHz	-41.152 MHz	1.000 MHz	6.34335 GHz	-57.74 dBm	-50.59 dB	-10.64 dB
-41.152 MHz	-21.576 MHz	1.000 MHz	6.38318 GHz	-49.34 dBm	-42.19 dB	-22.09 dB
-21.576 MHz	-20.576 MHz	1.000 MHz	6.38351 GHz	-49.00 dBm	-41.85 dB	-23.52 dB
20.576 MHz	21.576 MHz	1.000 MHz	6.42649 GHz	-39.65 dBm	-32.51 dB	-14.17 dB
21.576 MHz	41.152 MHz	1.000 MHz	6.42666 GHz	-40.01 dBm	-32.87 dB	-12.83 dB
41.152 MHz	61.728 MHz	1.000 MHz	6.46665 GHz	-57.44 dBm	-50.29 dB	-10.34 dB
61.728 MHz	82.304 MHz	1.000 MHz	6.48706 GHz	-57.28 dBm	-50.13 dB	-10.13 dB

Date: 12.JAN.2024 12:59:02

Plot on Channel 6485 MHz

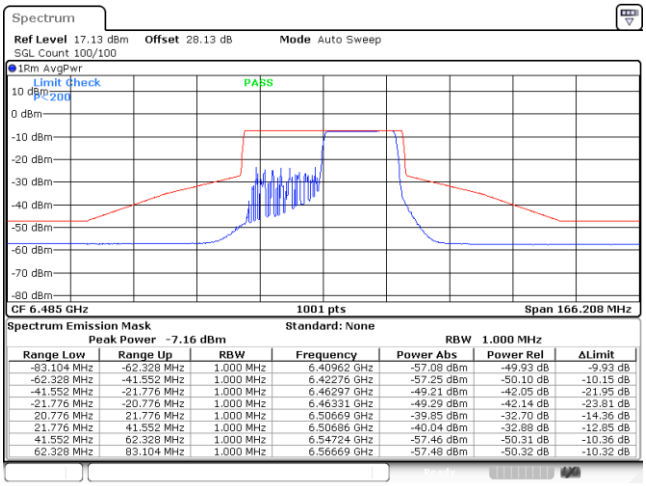

Spectrum Emission Mask Standard: None
Peak Power -7.16 dBm RBW 1.000 MHz

Range Low	Range Up	RBW	Frequency	Power Abs	Power Rel	ΔLimit
-83.104 MHz	-62.328 MHz	1.000 MHz	6.40962 GHz	-57.08 dBm	-49.93 dB	-9.93 dB
-62.328 MHz	-41.552 MHz	1.000 MHz	6.42276 GHz	-57.25 dBm	-50.10 dB	-10.15 dB
-41.552 MHz	-21.776 MHz	1.000 MHz	6.46297 GHz	-49.21 dBm	-42.05 dB	-21.95 dB
-21.776 MHz	-20.776 MHz	1.000 MHz	6.46331 GHz	-49.29 dBm	-42.14 dB	-23.81 dB
20.776 MHz	21.776 MHz	1.000 MHz	6.50669 GHz	-39.85 dBm	-32.70 dB	-14.36 dB
21.776 MHz	41.552 MHz	1.000 MHz	6.50686 GHz	-40.04 dBm	-32.88 dB	-12.85 dB
41.552 MHz	62.328 MHz	1.000 MHz	6.54724 GHz	-57.46 dBm	-50.31 dB	-10.36 dB
62.328 MHz	83.104 MHz	1.000 MHz	6.56669 GHz	-57.48 dBm	-50.32 dB	-10.32 dB

Date: 12.JAN.2024 13:08:25

Plot on Channel 6525 MHz

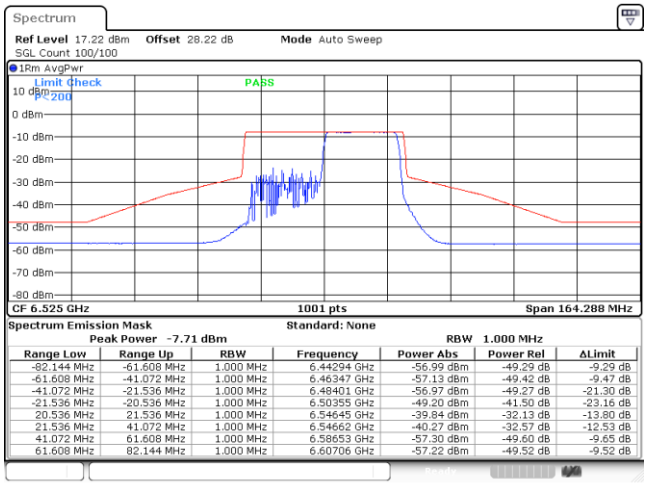

Spectrum Emission Mask Standard: None
Peak Power -7.71 dBm RBW 1.000 MHz

Range Low	Range Up	RBW	Frequency	Power Abs	Power Rel	ΔLimit
-82.144 MHz	-61.608 MHz	1.000 MHz	6.44294 GHz	-56.99 dBm	-49.29 dB	-9.29 dB
-61.608 MHz	-41.072 MHz	1.000 MHz	6.46347 GHz	-57.13 dBm	-49.42 dB	-9.47 dB
-41.072 MHz	-21.536 MHz	1.000 MHz	6.48401 GHz	-56.97 dBm	-49.27 dB	-21.30 dB
-21.536 MHz	-20.536 MHz	1.000 MHz	6.50355 GHz	-49.20 dBm	-41.50 dB	-23.16 dB
20.536 MHz	21.536 MHz	1.000 MHz	6.54645 GHz	-39.84 dBm	-32.13 dB	-13.80 dB
21.536 MHz	41.072 MHz	1.000 MHz	6.54662 GHz	-40.27 dBm	-32.57 dB	-12.53 dB
41.072 MHz	61.608 MHz	1.000 MHz	6.58653 GHz	-57.30 dBm	-49.60 dB	-9.65 dB
61.608 MHz	82.144 MHz	1.000 MHz	6.60706 GHz	-57.22 dBm	-49.52 dB	-9.52 dB

Date: 12.JAN.2024 13:10:08

Plot on Channel 6845 MHz

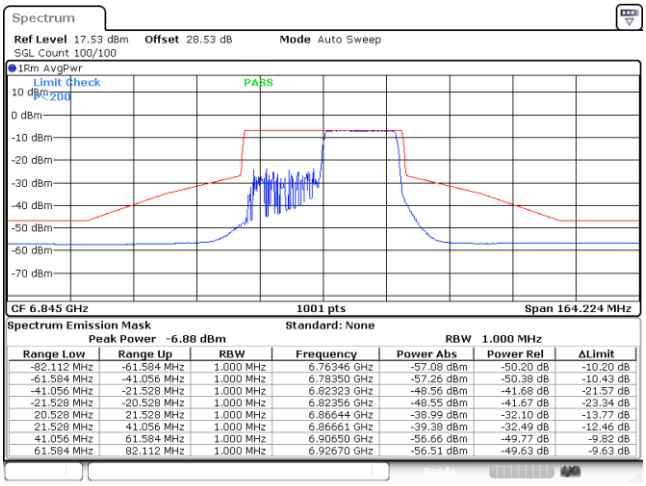

Spectrum Emission Mask Standard: None
Peak Power -6.88 dBm RBW 1.000 MHz

Range Low	Range Up	RBW	Frequency	Power Abs	Power Rel	ΔLimit
-82.112 MHz	-61.584 MHz	1.000 MHz	6.76346 GHz	-57.08 dBm	-50.20 dB	-10.20 dB
-61.584 MHz	-41.056 MHz	1.000 MHz	6.78350 GHz	-57.26 dBm	-50.38 dB	-10.43 dB
-41.056 MHz	-21.528 MHz	1.000 MHz	6.82323 GHz	-48.56 dBm	-41.68 dB	-21.57 dB
-21.528 MHz	-20.528 MHz	1.000 MHz	6.82356 GHz	-48.55 dBm	-41.67 dB	-23.34 dB
20.528 MHz	21.528 MHz	1.000 MHz	6.86644 GHz	-38.99 dBm	-32.10 dB	-13.77 dB
21.528 MHz	41.056 MHz	1.000 MHz	6.86661 GHz	-39.38 dBm	-32.49 dB	-12.46 dB
41.056 MHz	61.584 MHz	1.000 MHz	6.90650 GHz	-56.66 dBm	-49.77 dB	-9.82 dB
61.584 MHz	82.112 MHz	1.000 MHz	6.92670 GHz	-56.51 dBm	-49.63 dB	-9.63 dB

Date: 12.JAN.2024 13:24:01

Plot on Channel 6885 MHz

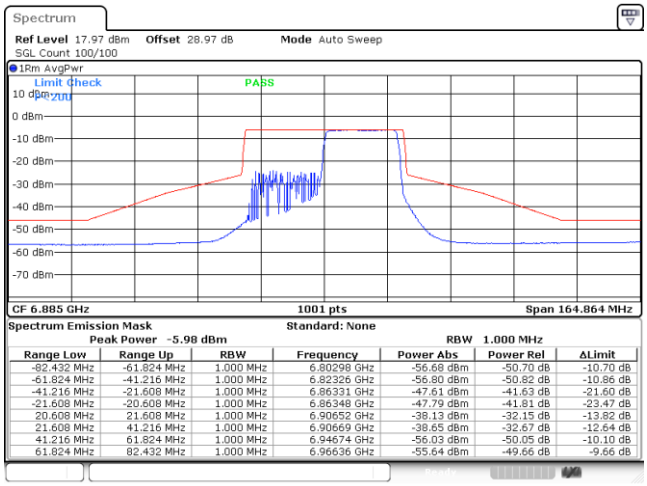

Spectrum Emission Mask Standard: None
Peak Power -5.98 dBm RBW 1.000 MHz

Range Low	Range Up	RBW	Frequency	Power Abs	Power Rel	ΔLimit
-82.432 MHz	-61.824 MHz	1.000 MHz	6.80298 GHz	-56.68 dBm	-50.70 dB	-10.70 dB
-61.824 MHz	-41.216 MHz	1.000 MHz	6.82326 GHz	-56.80 dBm	-50.82 dB	-10.86 dB
-41.216 MHz	-21.608 MHz	1.000 MHz	6.86331 GHz	-47.61 dBm	-41.63 dB	-21.60 dB
-21.608 MHz	-20.608 MHz	1.000 MHz	6.86348 GHz	-47.79 dBm	-41.81 dB	-23.47 dB
20.608 MHz	21.608 MHz	1.000 MHz	6.90652 GHz	-38.13 dBm	-32.15 dB	-13.82 dB
21.608 MHz	41.216 MHz	1.000 MHz	6.90669 GHz	-38.65 dBm	-32.67 dB	-12.64 dB
41.216 MHz	61.824 MHz	1.000 MHz	6.94674 GHz	-56.03 dBm	-50.05 dB	-10.10 dB
61.824 MHz	82.432 MHz	1.000 MHz	6.96636 GHz	-55.64 dBm	-49.66 dB	-9.66 dB

Date: 12.JAN.2024 13:26:55

Plot on Channel 7005 MHz

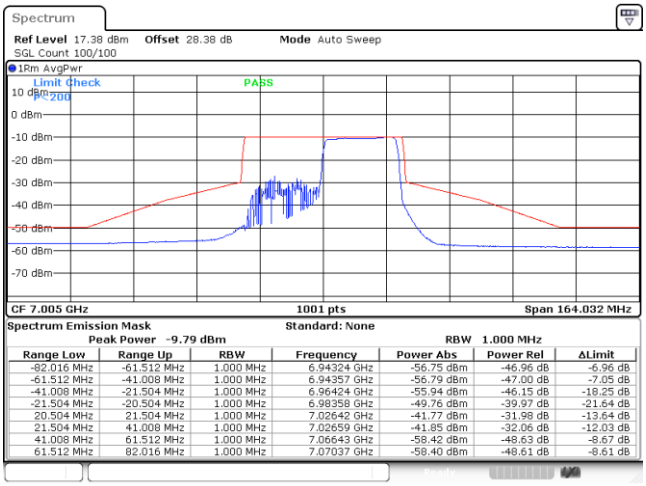

Spectrum Emission Mask Standard: None
Peak Power -9.79 dBm RBW 1.000 MHz

Range Low	Range Up	RBW	Frequency	Power Abs	Power Rel	ΔLimit
-82.016 MHz	-61.512 MHz	1.000 MHz	6.94324 GHz	-56.75 dBm	-46.96 dB	-6.96 dB
-61.512 MHz	-41.008 MHz	1.000 MHz	6.94357 GHz	-56.79 dBm	-47.00 dB	-7.05 dB
-41.008 MHz	-21.504 MHz	1.000 MHz	6.96424 GHz	-55.94 dBm	-46.15 dB	-18.25 dB
-21.504 MHz	-20.504 MHz	1.000 MHz	6.98358 GHz	-49.76 dBm	-39.97 dB	-21.64 dB
20.504 MHz	21.504 MHz	1.000 MHz	7.02642 GHz	-41.77 dBm	-31.98 dB	-13.64 dB
21.504 MHz	41.008 MHz	1.000 MHz	7.02659 GHz	-41.85 dBm	-32.06 dB	-12.03 dB
41.008 MHz	61.512 MHz	1.000 MHz	7.06643 GHz	-58.42 dBm	-48.63 dB	-8.67 dB
61.512 MHz	82.016 MHz	1.000 MHz	7.07037 GHz	-58.40 dBm	-48.61 dB	-8.61 dB

Date: 12.JAN.2024 13:35:48

Plot on Channel 7085 MHz

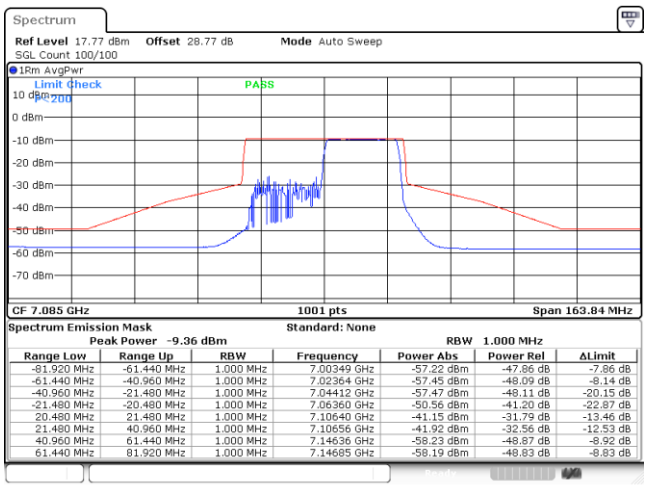

Spectrum Emission Mask Standard: None
Peak Power -9.36 dBm RBW 1.000 MHz

Range Low	Range Up	RBW	Frequency	Power Abs	Power Rel	ΔLimit
-81.920 MHz	-61.440 MHz	1.000 MHz	7.00349 GHz	-57.22 dBm	-47.86 dB	-7.86 dB
-61.440 MHz	-40.960 MHz	1.000 MHz	7.02364 GHz	-57.45 dBm	-48.09 dB	-8.14 dB
-40.960 MHz	-21.480 MHz	1.000 MHz	7.04412 GHz	-57.47 dBm	-48.11 dB	-20.15 dB
-21.480 MHz	-20.480 MHz	1.000 MHz	7.06360 GHz	-50.56 dBm	-41.20 dB	-22.87 dB
20.480 MHz	21.480 MHz	1.000 MHz	7.10640 GHz	-41.15 dBm	-31.79 dB	-13.46 dB
21.480 MHz	40.960 MHz	1.000 MHz	7.10656 GHz	-41.92 dBm	-32.56 dB	-12.53 dB
40.960 MHz	61.440 MHz	1.000 MHz	7.14636 GHz	-58.23 dBm	-48.87 dB	-8.92 dB
61.440 MHz	81.920 MHz	1.000 MHz	7.14685 GHz	-58.19 dBm	-48.83 dB	-8.83 dB

Date: 12.JAN.2024 13:37:12

EUT Mode	802.11ax HE80 FullRU

Plot on Channel 5985 MHz

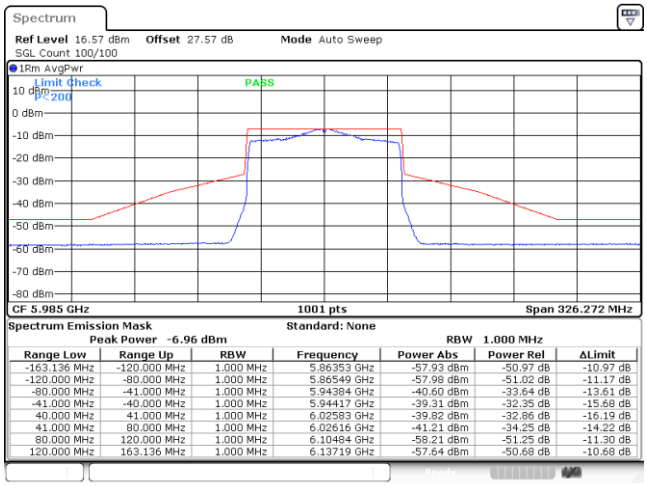

Spectrum Emission Mask Standard: None
Peak Power -6.96 dBm RBW 1.000 MHz

Range Low	Range Up	RBW	Frequency	Power Abs	Power Rel	ΔLimit
-163.136 MHz	-120.000 MHz	1.000 MHz	5.86353 GHz	-57.93 dBm	-50.97 dB	-10.97 dB
-120.000 MHz	-80.000 MHz	1.000 MHz	5.86549 GHz	-57.98 dBm	-51.02 dB	-11.17 dB
-80.000 MHz	-41.000 MHz	1.000 MHz	5.94384 GHz	-40.60 dBm	-33.64 dB	-13.61 dB
-41.000 MHz	-40.000 MHz	1.000 MHz	5.94417 GHz	-39.31 dBm	-32.35 dB	-15.68 dB
40.000 MHz	41.000 MHz	1.000 MHz	6.02583 GHz	-39.82 dBm	-32.86 dB	-16.19 dB
41.000 MHz	80.000 MHz	1.000 MHz	6.02616 GHz	-41.21 dBm	-34.25 dB	-14.22 dB
80.000 MHz	120.000 MHz	1.000 MHz	6.10484 GHz	-58.21 dBm	-51.25 dB	-11.30 dB
120.000 MHz	163.136 MHz	1.000 MHz	6.13719 GHz	-57.64 dBm	-50.68 dB	-10.68 dB

Date: 29.DEC.2023 15:46:28

Plot on Channel 6225 MHz

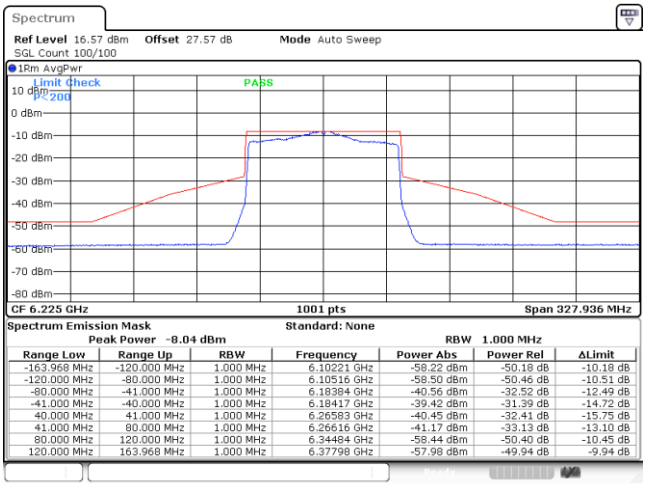

Spectrum Emission Mask Standard: None
Peak Power -8.04 dBm RBW 1.000 MHz

Range Low	Range Up	RBW	Frequency	Power Abs	Power Rel	ΔLimit
-163.968 MHz	-120.000 MHz	1.000 MHz	6.10221 GHz	-58.22 dBm	-50.18 dB	-10.18 dB
-120.000 MHz	-80.000 MHz	1.000 MHz	6.10516 GHz	-58.50 dBm	-50.46 dB	-10.51 dB
-80.000 MHz	-41.000 MHz	1.000 MHz	6.18384 GHz	-40.56 dBm	-32.52 dB	-12.49 dB
-41.000 MHz	-40.000 MHz	1.000 MHz	6.18417 GHz	-39.42 dBm	-31.39 dB	-14.72 dB
40.000 MHz	41.000 MHz	1.000 MHz	6.26583 GHz	-40.45 dBm	-32.41 dB	-15.75 dB
41.000 MHz	80.000 MHz	1.000 MHz	6.26616 GHz	-41.17 dBm	-33.13 dB	-13.10 dB
80.000 MHz	120.000 MHz	1.000 MHz	6.34484 GHz	-58.44 dBm	-50.40 dB	-10.45 dB
120.000 MHz	163.968 MHz	1.000 MHz	6.37798 GHz	-57.98 dBm	-49.94 dB	-9.94 dB

Date: 29.DEC.2023 15:50:45

Plot on Channel 6385 MHz

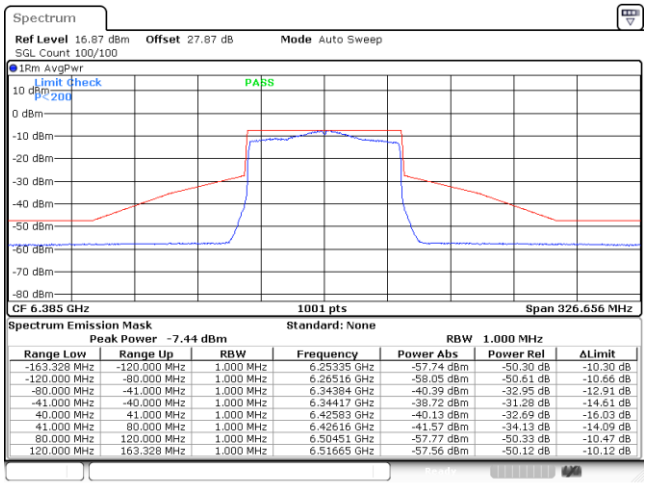

Spectrum Emission Mask Standard: None
Peak Power -7.44 dBm RBW 1.000 MHz

Range Low	Range Up	RBW	Frequency	Power Abs	Power Rel	ΔLimit
-163.328 MHz	-120.000 MHz	1.000 MHz	6.25335 GHz	-57.74 dBm	-50.30 dB	-10.30 dB
-120.000 MHz	-80.000 MHz	1.000 MHz	6.26516 GHz	-58.05 dBm	-50.61 dB	-10.66 dB
-80.000 MHz	-41.000 MHz	1.000 MHz	6.34384 GHz	-40.39 dBm	-32.95 dB	-12.91 dB
-41.000 MHz	-40.000 MHz	1.000 MHz	6.34417 GHz	-38.72 dBm	-31.28 dB	-14.61 dB
40.000 MHz	41.000 MHz	1.000 MHz	6.42583 GHz	-40.13 dBm	-32.69 dB	-16.03 dB
41.000 MHz	80.000 MHz	1.000 MHz	6.42616 GHz	-41.57 dBm	-34.13 dB	-14.09 dB
80.000 MHz	120.000 MHz	1.000 MHz	6.50451 GHz	-57.77 dBm	-50.33 dB	-10.47 dB
120.000 MHz	163.328 MHz	1.000 MHz	6.51665 GHz	-57.56 dBm	-50.12 dB	-10.12 dB

Date: 29.DEC.2023 15:59:35

Plot on Channel 6465 MHz

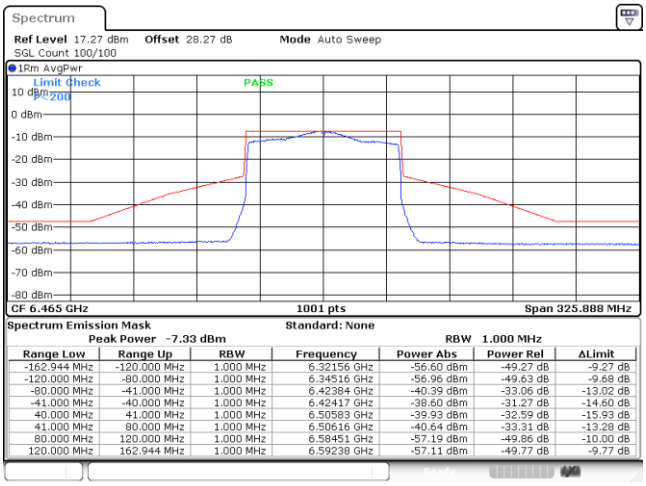

Spectrum Emission Mask Standard: None
Peak Power -7.33 dBm RBW 1.000 MHz

Range Low	Range Up	RBW	Frequency	Power Abs	Power Rel	ΔLimit
-162.944 MHz	-120.000 MHz	1.000 MHz	6.32156 GHz	-56.60 dBm	-49.27 dB	-9.27 dB
-120.000 MHz	-80.000 MHz	1.000 MHz	6.34516 GHz	-56.96 dBm	-49.63 dB	-9.68 dB
-80.000 MHz	-41.000 MHz	1.000 MHz	6.42384 GHz	-40.39 dBm	-33.06 dB	-13.02 dB
-41.000 MHz	-40.000 MHz	1.000 MHz	6.42417 GHz	-38.60 dBm	-31.27 dB	-14.60 dB
40.000 MHz	41.000 MHz	1.000 MHz	6.50583 GHz	-39.93 dBm	-32.59 dB	-15.93 dB
41.000 MHz	80.000 MHz	1.000 MHz	6.50616 GHz	-40.64 dBm	-33.31 dB	-13.28 dB
80.000 MHz	120.000 MHz	1.000 MHz	6.58451 GHz	-57.19 dBm	-49.86 dB	-10.00 dB
120.000 MHz	162.944 MHz	1.000 MHz	6.59238 GHz	-57.11 dBm	-49.77 dB	-9.77 dB

Date: 29.DEC.2023 16:04:00

Plot on Channel 6545 MHz

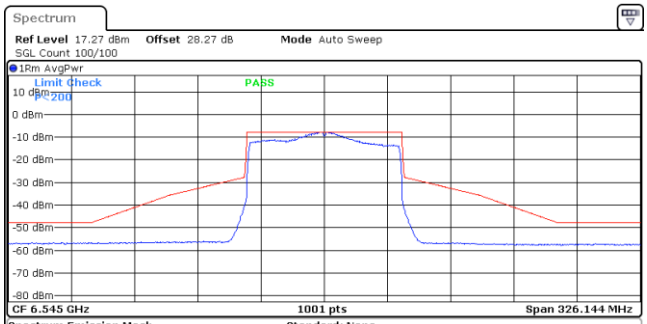

Spectrum Emission Mask Standard: None
Peak Power -7.64 dBm RBW 1.000 MHz

Range Low	Range Up	RBW	Frequency	Power Abs	Power Rel	ΔLimit
-163.072 MHz	-120.000 MHz	1.000 MHz	6.40526 GHz	-56.47 dBm	-48.82 dB	-8.82 dB
-120.000 MHz	-80.000 MHz	1.000 MHz	6.42549 GHz	-56.91 dBm	-49.26 dB	-9.41 dB
-80.000 MHz	-41.000 MHz	1.000 MHz	6.50384 GHz	-40.07 dBm	-32.43 dB	-12.39 dB
-41.000 MHz	-40.000 MHz	1.000 MHz	6.50417 GHz	-38.95 dBm	-31.30 dB	-14.64 dB
40.000 MHz	41.000 MHz	1.000 MHz	6.58583 GHz	-40.49 dBm	-32.85 dB	-16.18 dB
41.000 MHz	80.000 MHz	1.000 MHz	6.58616 GHz	-41.75 dBm	-34.10 dB	-14.07 dB
80.000 MHz	120.000 MHz	1.000 MHz	6.66451 GHz	-57.19 dBm	-49.54 dB	-9.69 dB
120.000 MHz	163.072 MHz	1.000 MHz	6.68474 GHz	-57.04 dBm	-49.40 dB	-9.40 dB

Date: 29.DEC.2023 16:08:28

Plot on Channel 6625 MHz

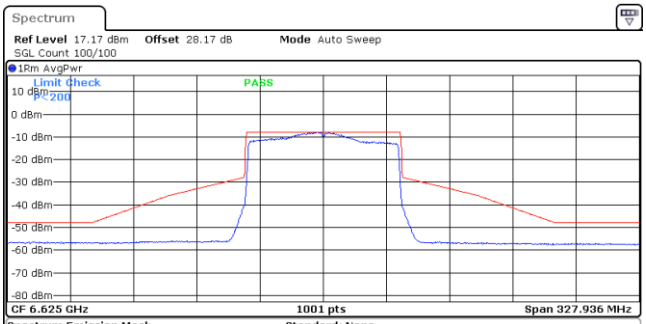

Spectrum Emission Mask Standard: None
Peak Power -7.84 dBm RBW 1.000 MHz

Range Low	Range Up	RBW	Frequency	Power Abs	Power Rel	ΔLimit
-163.968 MHz	-120.000 MHz	1.000 MHz	6.47531 GHz	-56.30 dBm	-48.46 dB	-8.46 dB
-120.000 MHz	-80.000 MHz	1.000 MHz	6.50516 GHz	-56.84 dBm	-49.01 dB	-9.06 dB
-80.000 MHz	-41.000 MHz	1.000 MHz	6.58384 GHz	-39.97 dBm	-32.13 dB	-12.10 dB
-41.000 MHz	-40.000 MHz	1.000 MHz	6.58417 GHz	-38.80 dBm	-30.96 dB	-14.29 dB
40.000 MHz	41.000 MHz	1.000 MHz	6.66583 GHz	-39.66 dBm	-31.82 dB	-15.16 dB
41.000 MHz	80.000 MHz	1.000 MHz	6.66616 GHz	-41.02 dBm	-33.19 dB	-13.16 dB
80.000 MHz	120.000 MHz	1.000 MHz	6.74484 GHz	-57.29 dBm	-49.45 dB	-9.50 dB
120.000 MHz	163.968 MHz	1.000 MHz	6.75993 GHz	-57.01 dBm	-49.17 dB	-9.17 dB

Date: 29.DEC.2023 16:13:02

Plot on Channel 6705 MHz

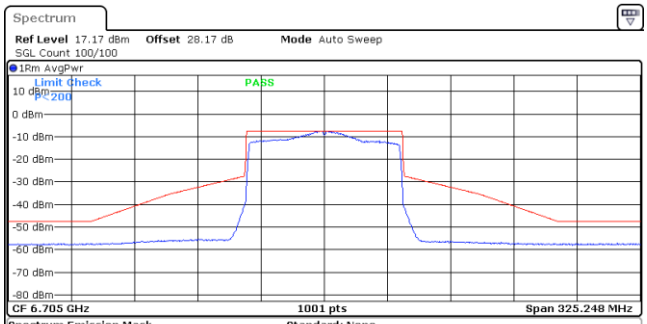

Spectrum Emission Mask Standard: None
Peak Power -7.44 dBm RBW 1.000 MHz

Range Low	Range Up	RBW	Frequency	Power Abs	Power Rel	ΔLimit
-162.624 MHz	-120.000 MHz	1.000 MHz	6.58386 GHz	-57.32 dBm	-49.88 dB	-9.88 dB
-120.000 MHz	-80.000 MHz	1.000 MHz	6.58549 GHz	-57.52 dBm	-50.08 dB	-10.22 dB
-80.000 MHz	-41.000 MHz	1.000 MHz	6.66384 GHz	-40.13 dBm	-32.69 dB	-12.66 dB
-41.000 MHz	-40.000 MHz	1.000 MHz	6.66417 GHz	-39.04 dBm	-31.59 dB	-14.93 dB
40.000 MHz	41.000 MHz	1.000 MHz	6.74583 GHz	-40.00 dBm	-32.55 dB	-15.89 dB
41.000 MHz	80.000 MHz	1.000 MHz	6.74616 GHz	-41.56 dBm	-34.12 dB	-14.08 dB
80.000 MHz	120.000 MHz	1.000 MHz	6.82484 GHz	-57.62 dBm	-50.18 dB	-10.23 dB
120.000 MHz	162.624 MHz	1.000 MHz	6.85542 GHz	-57.19 dBm	-49.75 dB	-9.75 dB

Date: 29.DEC.2023 16:19:03

Plot on Channel 6785 MHz

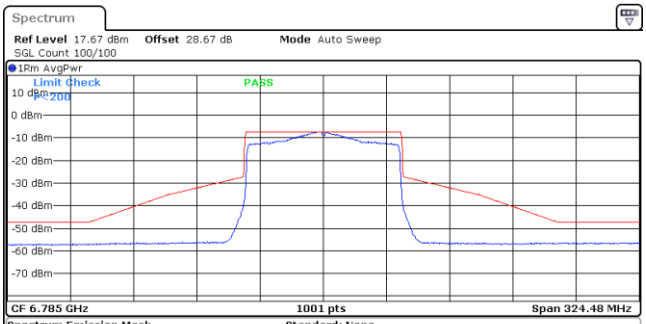

Spectrum Emission Mask Standard: None
Peak Power -7.24 dBm RBW 1.000 MHz

Range Low	Range Up	RBW	Frequency	Power Abs	Power Rel	ΔLimit
-162.240 MHz	-120.000 MHz	1.000 MHz	6.65671 GHz	-56.97 dBm	-49.73 dB	-9.73 dB
-120.000 MHz	-80.000 MHz	1.000 MHz	6.66549 GHz	-57.00 dBm	-49.76 dB	-9.91 dB
-80.000 MHz	-41.000 MHz	1.000 MHz	6.74384 GHz	-40.52 dBm	-33.27 dB	-13.24 dB
-41.000 MHz	-40.000 MHz	1.000 MHz	6.74417 GHz	-39.12 dBm	-31.87 dB	-15.21 dB
40.000 MHz	41.000 MHz	1.000 MHz	6.82583 GHz	-40.00 dBm	-32.76 dB	-16.09 dB
41.000 MHz	80.000 MHz	1.000 MHz	6.82616 GHz	-41.05 dBm	-33.80 dB	-13.77 dB
80.000 MHz	120.000 MHz	1.000 MHz	6.90484 GHz	-56.78 dBm	-49.54 dB	-9.59 dB
120.000 MHz	162.240 MHz	1.000 MHz	6.90711 GHz	-56.37 dBm	-49.13 dB	-9.13 dB

Date: 29.DEC.2023 16:24:05

Plot on Channel 6865 MHz

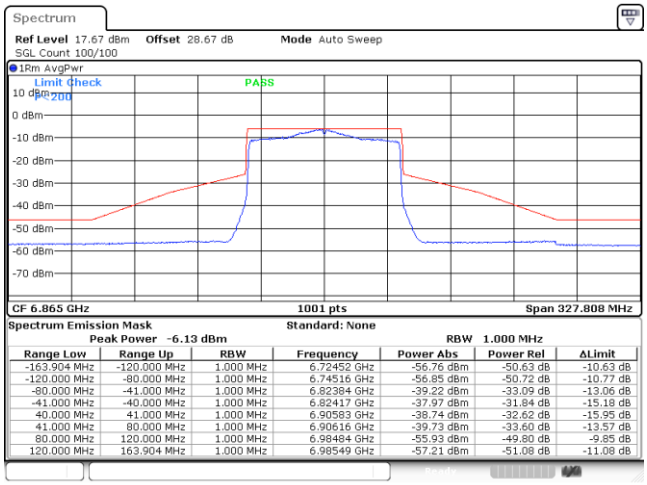

Spectrum Emission Mask Standard: None
Peak Power -6.13 dBm RBW 1.000 MHz

Range Low	Range Up	RBW	Frequency	Power Abs	Power Rel	ΔLimit
-163.904 MHz	-120.000 MHz	1.000 MHz	6.72452 GHz	-56.76 dBm	-50.63 dB	-10.63 dB
-120.000 MHz	-80.000 MHz	1.000 MHz	6.74516 GHz	-56.85 dBm	-50.72 dB	-10.77 dB
-80.000 MHz	-41.000 MHz	1.000 MHz	6.82384 GHz	-39.22 dBm	-33.09 dB	-13.06 dB
-41.000 MHz	-40.000 MHz	1.000 MHz	6.82417 GHz	-37.97 dBm	-31.84 dB	-15.18 dB
40.000 MHz	41.000 MHz	1.000 MHz	6.90583 GHz	-38.74 dBm	-32.62 dB	-15.95 dB
41.000 MHz	80.000 MHz	1.000 MHz	6.90616 GHz	-39.73 dBm	-33.60 dB	-13.57 dB
80.000 MHz	120.000 MHz	1.000 MHz	6.98484 GHz	-55.93 dBm	-49.80 dB	-9.85 dB
120.000 MHz	163.904 MHz	1.000 MHz	6.98549 GHz	-57.21 dBm	-51.08 dB	-11.08 dB

Date: 29.DEC.2023 16:28:48

Plot on Channel 6945 MHz

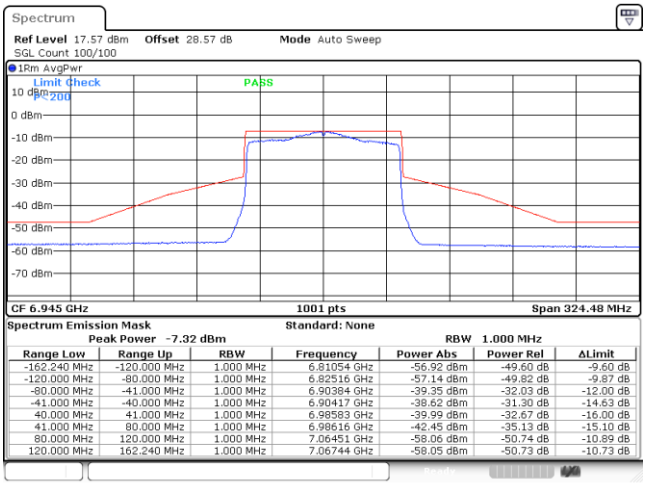

Spectrum Emission Mask Standard: None
Peak Power -7.32 dBm RBW 1.000 MHz

Range Low	Range Up	RBW	Frequency	Power Abs	Power Rel	ΔLimit
-162.240 MHz	-120.000 MHz	1.000 MHz	6.81054 GHz	-56.92 dBm	-49.60 dB	-9.60 dB
-120.000 MHz	-80.000 MHz	1.000 MHz	6.82516 GHz	-57.14 dBm	-49.82 dB	-9.87 dB
-80.000 MHz	-41.000 MHz	1.000 MHz	6.90384 GHz	-39.35 dBm	-32.03 dB	-12.00 dB
-41.000 MHz	-40.000 MHz	1.000 MHz	6.90417 GHz	-38.62 dBm	-31.30 dB	-14.63 dB
40.000 MHz	41.000 MHz	1.000 MHz	6.98583 GHz	-39.99 dBm	-32.67 dB	-16.00 dB
41.000 MHz	80.000 MHz	1.000 MHz	6.98616 GHz	-42.45 dBm	-35.13 dB	-15.10 dB
80.000 MHz	120.000 MHz	1.000 MHz	7.06451 GHz	-58.06 dBm	-50.74 dB	-10.89 dB
120.000 MHz	162.240 MHz	1.000 MHz	7.06744 GHz	-58.05 dBm	-50.73 dB	-10.73 dB

Date: 29.DEC.2023 16:33:42

Plot on Channel 7025 MHz

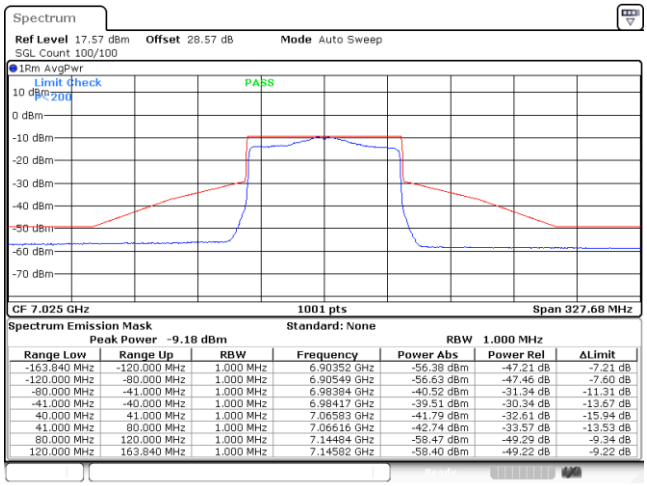

Spectrum Emission Mask Standard: None

Peak Power -9.18 dBm RBW 1.000 MHz

Range Low	Range Up	RBW	Frequency	Power Abs	Power Rel	ΔLimit
-163.840 MHz	-120.000 MHz	1.000 MHz	6.90352 GHz	-56.38 dBm	-47.21 dB	-7.21 dB
-120.000 MHz	-80.000 MHz	1.000 MHz	6.90549 GHz	-56.63 dBm	-47.46 dB	-7.60 dB
-80.000 MHz	-41.000 MHz	1.000 MHz	6.98384 GHz	-40.52 dBm	-31.34 dB	-11.31 dB
-41.000 MHz	-40.000 MHz	1.000 MHz	6.98417 GHz	-39.51 dBm	-30.34 dB	-13.67 dB
40.000 MHz	41.000 MHz	1.000 MHz	7.06583 GHz	-41.79 dBm	-32.61 dB	-15.94 dB
41.000 MHz	80.000 MHz	1.000 MHz	7.06616 GHz	-42.74 dBm	-33.57 dB	-13.53 dB
80.000 MHz	120.000 MHz	1.000 MHz	7.14484 GHz	-58.47 dBm	-49.29 dB	-9.34 dB
120.000 MHz	163.840 MHz	1.000 MHz	7.14582 GHz	-58.40 dBm	-49.22 dB	-9.22 dB

Date: 29.DEC.2023 16:38:32

EUT Mode	802.11ax HE80 484RU65

Plot on Channel 5985 MHz

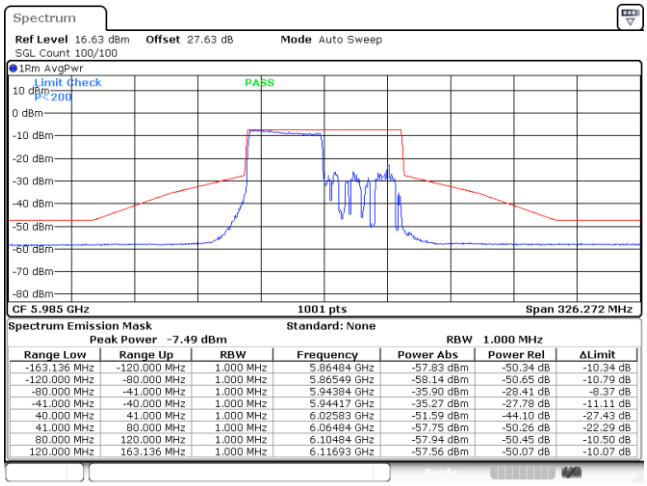

Spectrum Emission Mask Standard: None
Peak Power -7.49 dBm RBW 1.000 MHz

Range Low	Range Up	RBW	Frequency	Power Abs	Power Rel	ΔLimit
-163.136 MHz	-120.000 MHz	1.000 MHz	5.86484 GHz	-57.83 dBm	-50.34 dB	-10.34 dB
-120.000 MHz	-80.000 MHz	1.000 MHz	5.86549 GHz	-58.14 dBm	-50.65 dB	-10.79 dB
-80.000 MHz	-41.000 MHz	1.000 MHz	5.94384 GHz	-35.90 dBm	-28.41 dB	-8.37 dB
-41.000 MHz	-40.000 MHz	1.000 MHz	5.94417 GHz	-35.27 dBm	-27.78 dB	-11.11 dB
40.000 MHz	41.000 MHz	1.000 MHz	6.02583 GHz	-51.59 dBm	-44.10 dB	-27.43 dB
41.000 MHz	80.000 MHz	1.000 MHz	6.06484 GHz	-57.75 dBm	-50.26 dB	-22.29 dB
80.000 MHz	120.000 MHz	1.000 MHz	6.10484 GHz	-57.94 dBm	-50.45 dB	-10.50 dB
120.000 MHz	163.136 MHz	1.000 MHz	6.11693 GHz	-57.56 dBm	-50.07 dB	-10.07 dB

Date: 12.JAN.2024 13:41:05

Plot on Channel 6225 MHz

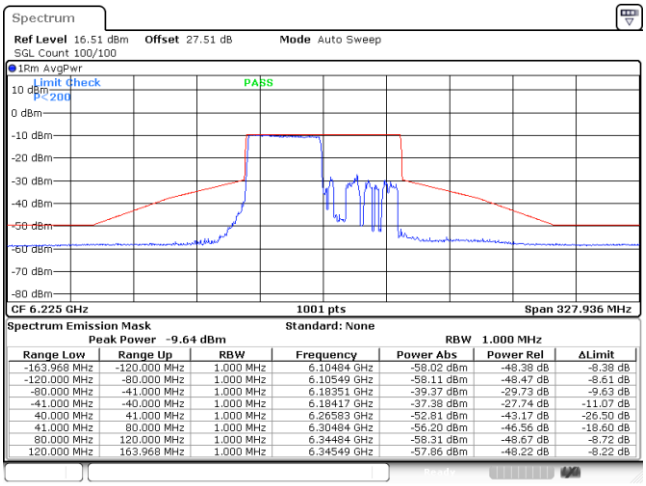

Spectrum Emission Mask Standard: None
Peak Power -9.64 dBm RBW 1.000 MHz

Range Low	Range Up	RBW	Frequency	Power Abs	Power Rel	ΔLimit
-163.968 MHz	-120.000 MHz	1.000 MHz	6.10484 GHz	-58.02 dBm	-48.38 dB	-8.38 dB
-120.000 MHz	-80.000 MHz	1.000 MHz	6.10549 GHz	-58.11 dBm	-48.47 dB	-8.61 dB
-80.000 MHz	-41.000 MHz	1.000 MHz	6.18351 GHz	-39.37 dBm	-29.73 dB	-9.63 dB
-41.000 MHz	-40.000 MHz	1.000 MHz	6.18417 GHz	-37.38 dBm	-27.74 dB	-11.07 dB
40.000 MHz	41.000 MHz	1.000 MHz	6.26583 GHz	-52.81 dBm	-43.17 dB	-26.50 dB
41.000 MHz	80.000 MHz	1.000 MHz	6.30484 GHz	-56.20 dBm	-46.56 dB	-18.60 dB
80.000 MHz	120.000 MHz	1.000 MHz	6.34484 GHz	-58.31 dBm	-48.67 dB	-8.72 dB
120.000 MHz	163.968 MHz	1.000 MHz	6.34549 GHz	-57.86 dBm	-48.22 dB	-8.22 dB

Date: 12.JAN.2024 13:42:24

Plot on Channel 6465 MHz

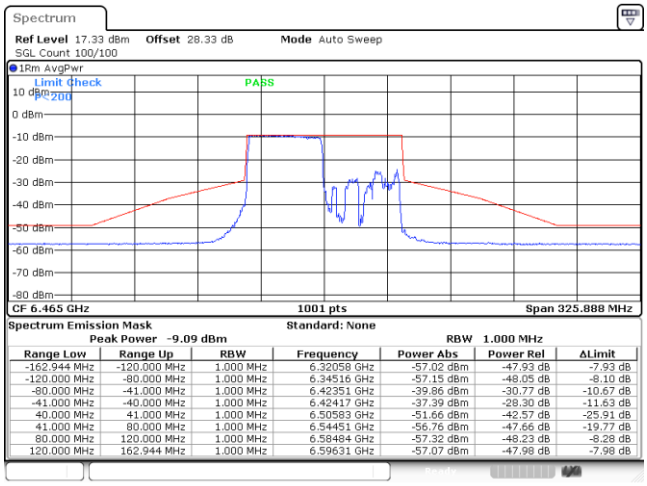

Spectrum Emission Mask Standard: None
Peak Power -9.09 dBm RBW 1.000 MHz

Range Low	Range Up	RBW	Frequency	Power Abs	Power Rel	ΔLimit
-162.944 MHz	-120.000 MHz	1.000 MHz	6.32058 GHz	-57.02 dBm	-47.93 dB	-7.93 dB
-120.000 MHz	-80.000 MHz	1.000 MHz	6.34516 GHz	-57.15 dBm	-48.05 dB	-8.10 dB
-80.000 MHz	-41.000 MHz	1.000 MHz	6.42351 GHz	-39.86 dBm	-30.77 dB	-10.67 dB
-41.000 MHz	-40.000 MHz	1.000 MHz	6.42417 GHz	-37.39 dBm	-28.30 dB	-11.63 dB
40.000 MHz	41.000 MHz	1.000 MHz	6.50583 GHz	-51.66 dBm	-42.57 dB	-25.91 dB
41.000 MHz	80.000 MHz	1.000 MHz	6.54451 GHz	-56.76 dBm	-47.66 dB	-19.77 dB
80.000 MHz	120.000 MHz	1.000 MHz	6.58484 GHz	-57.32 dBm	-48.23 dB	-8.28 dB
120.000 MHz	162.944 MHz	1.000 MHz	6.59631 GHz	-57.07 dBm	-47.98 dB	-7.98 dB

Date: 12.JAN.2024 13:48:38

Plot on Channel 6545 MHz

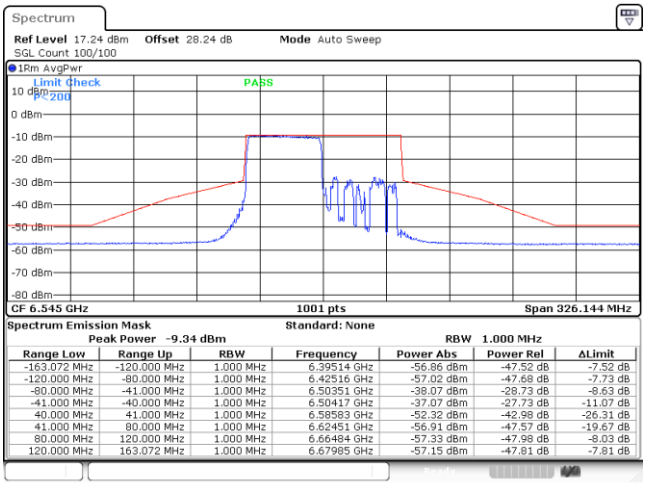

Spectrum Emission Mask Standard: None
Peak Power -9.34 dBm RBW 1.000 MHz

Range Low	Range Up	RBW	Frequency	Power Abs	Power Rel	ΔLimit
-163.072 MHz	-120.000 MHz	1.000 MHz	6.39514 GHz	-56.86 dBm	-47.52 dB	-7.52 dB
-120.000 MHz	-80.000 MHz	1.000 MHz	6.42516 GHz	-57.02 dBm	-47.68 dB	-7.73 dB
-80.000 MHz	-41.000 MHz	1.000 MHz	6.50351 GHz	-38.07 dBm	-28.73 dB	-8.63 dB
-41.000 MHz	-40.000 MHz	1.000 MHz	6.50417 GHz	-37.07 dBm	-27.73 dB	-11.07 dB
40.000 MHz	41.000 MHz	1.000 MHz	6.58583 GHz	-52.32 dBm	-42.98 dB	-26.31 dB
41.000 MHz	80.000 MHz	1.000 MHz	6.62451 GHz	-56.91 dBm	-47.57 dB	-19.67 dB
80.000 MHz	120.000 MHz	1.000 MHz	6.66484 GHz	-57.33 dBm	-47.98 dB	-8.03 dB
120.000 MHz	163.072 MHz	1.000 MHz	6.67985 GHz	-57.15 dBm	-47.81 dB	-7.81 dB

Date: 12.JAN.2024 13:51:50

Plot on Channel 6625 MHz

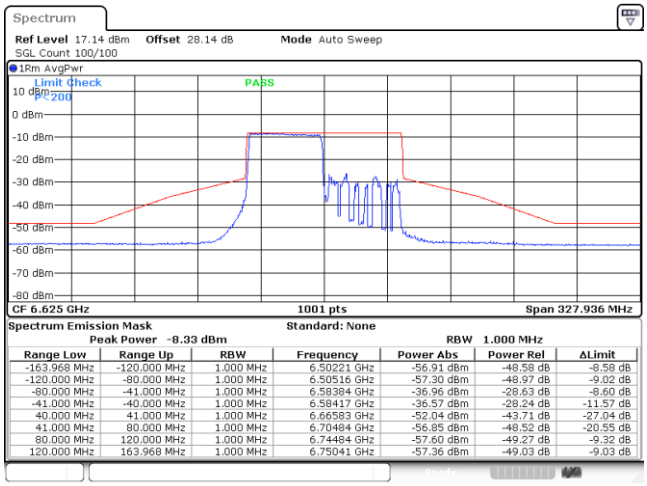

Spectrum Emission Mask Standard: None
Peak Power -8.33 dBm RBW 1.000 MHz

Range Low	Range Up	RBW	Frequency	Power Abs	Power Rel	ΔLimit
-163.968 MHz	-120.000 MHz	1.000 MHz	6.50221 GHz	-56.91 dBm	-48.58 dB	-8.58 dB
-120.000 MHz	-80.000 MHz	1.000 MHz	6.50516 GHz	-57.30 dBm	-48.97 dB	-9.02 dB
-80.000 MHz	-41.000 MHz	1.000 MHz	6.58384 GHz	-36.96 dBm	-28.63 dB	-8.60 dB
-41.000 MHz	-40.000 MHz	1.000 MHz	6.58417 GHz	-36.57 dBm	-28.24 dB	-11.57 dB
40.000 MHz	41.000 MHz	1.000 MHz	6.66583 GHz	-52.04 dBm	-43.71 dB	-27.04 dB
41.000 MHz	80.000 MHz	1.000 MHz	6.70484 GHz	-56.85 dBm	-48.52 dB	-20.55 dB
80.000 MHz	120.000 MHz	1.000 MHz	6.74484 GHz	-57.60 dBm	-49.27 dB	-9.32 dB
120.000 MHz	163.968 MHz	1.000 MHz	6.75041 GHz	-57.36 dBm	-49.03 dB	-9.03 dB

Date: 12.JAN.2024 13:53:09

Plot on Channel 6705 MHz

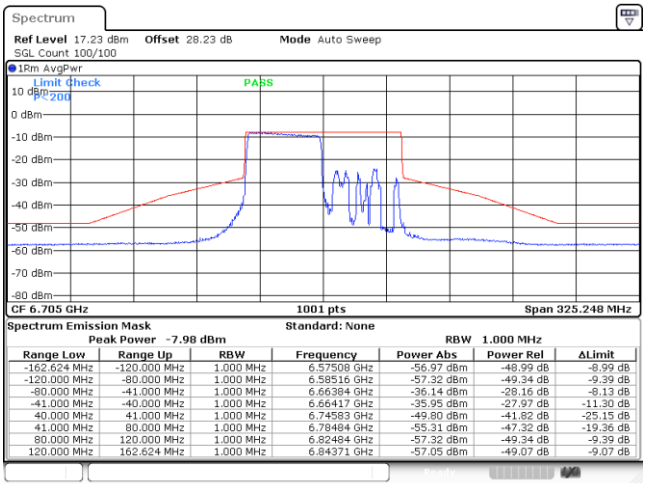

Spectrum Emission Mask Standard: None
Peak Power -7.98 dBm RBW 1.000 MHz

Range Low	Range Up	RBW	Frequency	Power Abs	Power Rel	ΔLimit
-162.624 MHz	-120.000 MHz	1.000 MHz	6.57508 GHz	-56.97 dBm	-48.99 dB	-8.99 dB
-120.000 MHz	-80.000 MHz	1.000 MHz	6.58516 GHz	-57.32 dBm	-49.34 dB	-9.39 dB
-80.000 MHz	-41.000 MHz	1.000 MHz	6.66384 GHz	-36.14 dBm	-28.16 dB	-8.13 dB
-41.000 MHz	-40.000 MHz	1.000 MHz	6.66417 GHz	-35.95 dBm	-27.97 dB	-11.30 dB
40.000 MHz	41.000 MHz	1.000 MHz	6.74583 GHz	-49.80 dBm	-41.82 dB	-25.15 dB
41.000 MHz	80.000 MHz	1.000 MHz	6.78484 GHz	-55.31 dBm	-47.32 dB	-19.36 dB
80.000 MHz	120.000 MHz	1.000 MHz	6.82484 GHz	-57.32 dBm	-49.34 dB	-9.39 dB
120.000 MHz	162.624 MHz	1.000 MHz	6.84371 GHz	-57.05 dBm	-49.07 dB	-9.07 dB

Date: 12.JAN.2024 13:55:38

Plot on Channel 6945 MHz

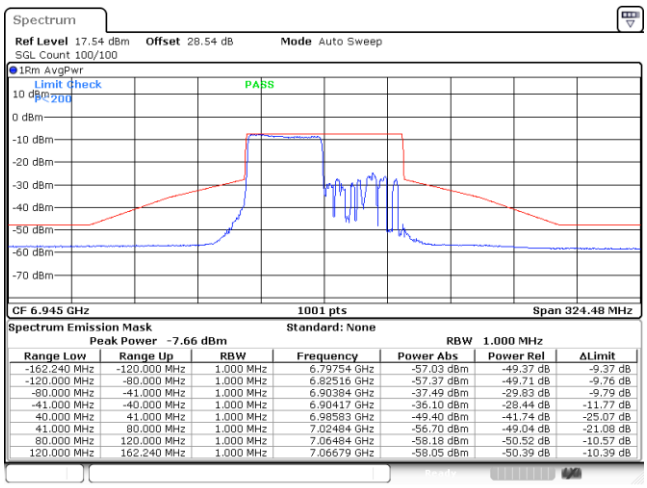

Spectrum Emission Mask Standard: None
Peak Power -7.66 dBm RBW 1.000 MHz

Range Low	Range Up	RBW	Frequency	Power Abs	Power Rel	ΔLimit
-162.240 MHz	-120.000 MHz	1.000 MHz	6.79754 GHz	-57.03 dBm	-49.37 dB	-9.37 dB
-120.000 MHz	-80.000 MHz	1.000 MHz	6.82516 GHz	-57.37 dBm	-49.71 dB	-9.76 dB
-80.000 MHz	-41.000 MHz	1.000 MHz	6.90384 GHz	-37.49 dBm	-29.83 dB	-9.79 dB
-41.000 MHz	-40.000 MHz	1.000 MHz	6.90417 GHz	-36.10 dBm	-28.44 dB	-11.77 dB
40.000 MHz	41.000 MHz	1.000 MHz	6.98583 GHz	-49.40 dBm	-41.74 dB	-25.07 dB
41.000 MHz	80.000 MHz	1.000 MHz	7.02484 GHz	-56.70 dBm	-49.04 dB	-21.08 dB
80.000 MHz	120.000 MHz	1.000 MHz	7.06484 GHz	-58.18 dBm	-50.52 dB	-10.57 dB
120.000 MHz	162.240 MHz	1.000 MHz	7.06679 GHz	-58.05 dBm	-50.39 dB	-10.39 dB

Date: 12.JAN.2024 14:02:09

EUT Mode	802.11ax HE80 484RU66

Plot on Channel 6385 MHz

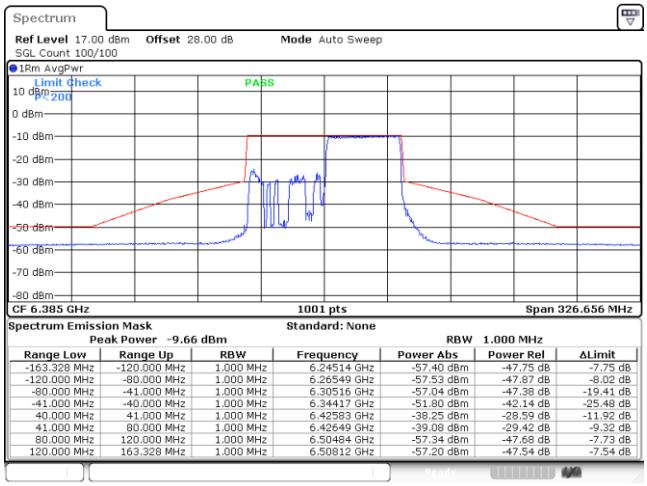

Spectrum Emission Mask Standard: None
Peak Power -9.66 dBm RBW 1.000 MHz

Range Low	Range Up	RBW	Frequency	Power Abs	Power Rel	ΔLimit
-163.328 MHz	-120.000 MHz	1.000 MHz	6.24514 GHz	-57.40 dBm	-47.75 dB	-7.75 dB
-120.000 MHz	-80.000 MHz	1.000 MHz	6.26549 GHz	-57.53 dBm	-47.87 dB	-8.02 dB
-80.000 MHz	-41.000 MHz	1.000 MHz	6.30516 GHz	-57.04 dBm	-47.38 dB	-19.41 dB
-41.000 MHz	-40.000 MHz	1.000 MHz	6.34417 GHz	-51.80 dBm	-42.14 dB	-25.48 dB
40.000 MHz	41.000 MHz	1.000 MHz	6.42583 GHz	-38.25 dBm	-28.59 dB	-11.92 dB
41.000 MHz	80.000 MHz	1.000 MHz	6.42649 GHz	-39.08 dBm	-29.42 dB	-9.32 dB
80.000 MHz	120.000 MHz	1.000 MHz	6.50484 GHz	-57.34 dBm	-47.68 dB	-7.73 dB
120.000 MHz	163.328 MHz	1.000 MHz	6.50812 GHz	-57.20 dBm	-47.54 dB	-7.54 dB

Date: 12.JAN.2024 13:45:39

Plot on Channel 6785 MHz

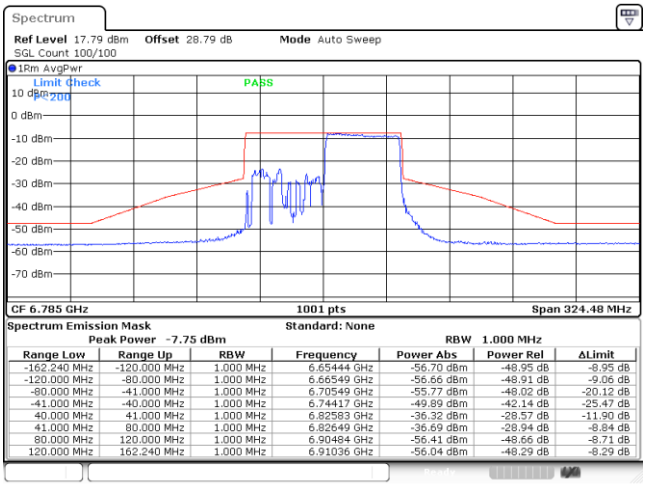

Spectrum Emission Mask Standard: None
Peak Power -7.75 dBm RBW 1.000 MHz

Range Low	Range Up	RBW	Frequency	Power Abs	Power Rel	ΔLimit
-162.240 MHz	-120.000 MHz	1.000 MHz	6.65444 GHz	-56.70 dBm	-48.95 dB	-8.95 dB
-120.000 MHz	-80.000 MHz	1.000 MHz	6.66549 GHz	-56.66 dBm	-48.91 dB	-9.06 dB
-80.000 MHz	-41.000 MHz	1.000 MHz	6.70549 GHz	-55.77 dBm	-48.02 dB	-20.12 dB
-41.000 MHz	-40.000 MHz	1.000 MHz	6.74417 GHz	-49.89 dBm	-42.14 dB	-25.47 dB
40.000 MHz	41.000 MHz	1.000 MHz	6.82583 GHz	-36.32 dBm	-28.57 dB	-11.90 dB
41.000 MHz	80.000 MHz	1.000 MHz	6.82649 GHz	-36.69 dBm	-28.94 dB	-8.84 dB
80.000 MHz	120.000 MHz	1.000 MHz	6.90484 GHz	-56.41 dBm	-48.66 dB	-8.71 dB
120.000 MHz	162.240 MHz	1.000 MHz	6.91036 GHz	-56.04 dBm	-48.29 dB	-8.29 dB

Date: 12.JAN.2024 13:57:27

Plot on Channel 6865 MHz

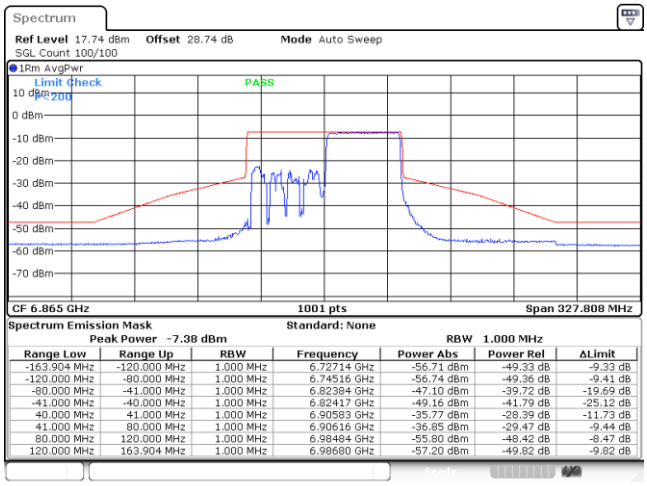

Spectrum Emission Mask Standard: None
Peak Power -7.38 dBm RBW 1.000 MHz

Range Low	Range Up	RBW	Frequency	Power Abs	Power Rel	ΔLimit
-163.904 MHz	-120.000 MHz	1.000 MHz	6.72714 GHz	-56.71 dBm	-49.33 dB	-9.33 dB
-120.000 MHz	-80.000 MHz	1.000 MHz	6.74516 GHz	-56.74 dBm	-49.36 dB	-9.41 dB
-80.000 MHz	-41.000 MHz	1.000 MHz	6.82384 GHz	-47.10 dBm	-39.72 dB	-19.69 dB
-41.000 MHz	-40.000 MHz	1.000 MHz	6.82417 GHz	-49.16 dBm	-41.79 dB	-25.12 dB
40.000 MHz	41.000 MHz	1.000 MHz	6.90583 GHz	-35.77 dBm	-28.39 dB	-11.73 dB
41.000 MHz	80.000 MHz	1.000 MHz	6.90616 GHz	-36.85 dBm	-29.47 dB	-9.44 dB
80.000 MHz	120.000 MHz	1.000 MHz	6.98484 GHz	-55.80 dBm	-48.42 dB	-8.47 dB
120.000 MHz	163.904 MHz	1.000 MHz	6.98680 GHz	-57.20 dBm	-49.82 dB	-9.82 dB

Date: 12.JAN.2024 14:00:06

Plot on Channel 7025 MHz

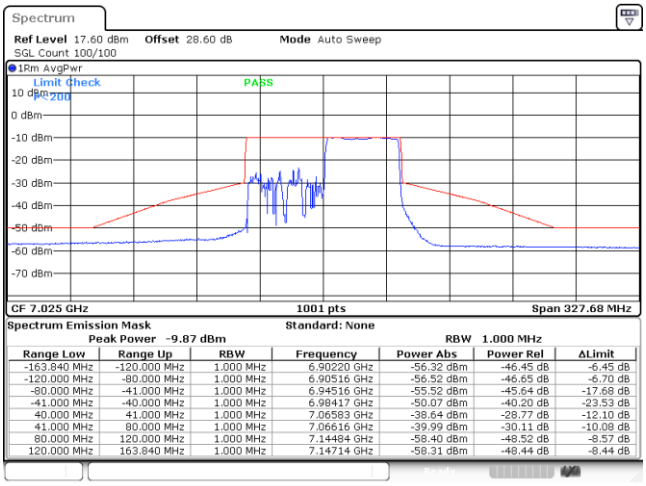

Spectrum Emission Mask Standard: None
Peak Power -9.87 dBm RBW 1.000 MHz

Range Low	Range Up	RBW	Frequency	Power Abs	Power Rel	ΔLimit
-163.840 MHz	-120.000 MHz	1.000 MHz	6.90220 GHz	-56.32 dBm	-46.45 dB	-6.45 dB
-120.000 MHz	-80.000 MHz	1.000 MHz	6.90516 GHz	-56.52 dBm	-46.65 dB	-6.70 dB
-80.000 MHz	-41.000 MHz	1.000 MHz	6.94516 GHz	-55.52 dBm	-45.64 dB	-17.68 dB
-41.000 MHz	-40.000 MHz	1.000 MHz	6.98417 GHz	-50.07 dBm	-40.20 dB	-23.53 dB
40.000 MHz	41.000 MHz	1.000 MHz	7.06583 GHz	-38.64 dBm	-28.77 dB	-12.10 dB
41.000 MHz	80.000 MHz	1.000 MHz	7.06616 GHz	-39.99 dBm	-30.11 dB	-10.08 dB
80.000 MHz	120.000 MHz	1.000 MHz	7.14484 GHz	-58.40 dBm	-48.52 dB	-8.57 dB
120.000 MHz	163.840 MHz	1.000 MHz	7.14714 GHz	-58.31 dBm	-48.44 dB	-8.44 dB

Date: 12.JAN.2024 14:04:34

EUT Mode	802.11ax HE160 FullRU

Plot on Channel 6025 MHz

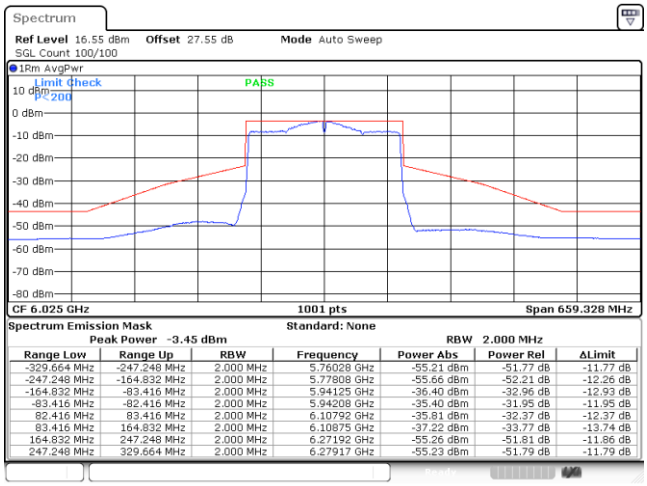

Spectrum Emission Mask Standard: None
Peak Power -3.45 dBm RBW 2.000 MHz

Range Low	Range Up	RBW	Frequency	Power Abs	Power Rel	ΔLimit
-329.664 MHz	-247.248 MHz	2.000 MHz	5.76028 GHz	-55.21 dBm	-51.77 dB	-11.77 dB
-247.248 MHz	-164.832 MHz	2.000 MHz	5.77808 GHz	-55.66 dBm	-52.21 dB	-12.26 dB
-164.832 MHz	-83.416 MHz	2.000 MHz	5.94125 GHz	-36.40 dBm	-32.96 dB	-12.93 dB
-83.416 MHz	-82.416 MHz	2.000 MHz	5.94208 GHz	-35.40 dBm	-31.95 dB	-11.95 dB
82.416 MHz	83.416 MHz	2.000 MHz	6.10792 GHz	-35.81 dBm	-32.37 dB	-12.37 dB
83.416 MHz	164.832 MHz	2.000 MHz	6.10875 GHz	-37.22 dBm	-33.77 dB	-13.74 dB
164.832 MHz	247.248 MHz	2.000 MHz	6.27192 GHz	-55.26 dBm	-51.81 dB	-11.86 dB
247.248 MHz	329.664 MHz	2.000 MHz	6.27917 GHz	-55.23 dBm	-51.79 dB	-11.79 dB

Date: 29.DEC.2023 16:45:07

Plot on Channel 6185 MHz

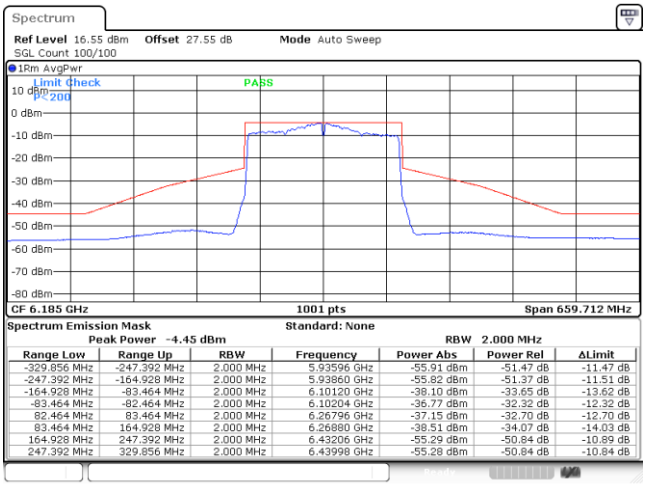

Spectrum Emission Mask Standard: None
Peak Power -4.45 dBm RBW 2.000 MHz

Range Low	Range Up	RBW	Frequency	Power Abs	Power Rel	ΔLimit
-329.856 MHz	-247.392 MHz	2.000 MHz	5.93596 GHz	-55.91 dBm	-51.47 dB	-11.47 dB
-247.392 MHz	-164.928 MHz	2.000 MHz	5.93860 GHz	-55.82 dBm	-51.37 dB	-11.51 dB
-164.928 MHz	-83.464 MHz	2.000 MHz	6.10120 GHz	-38.10 dBm	-33.65 dB	-13.62 dB
-83.464 MHz	-82.464 MHz	2.000 MHz	6.10204 GHz	-36.77 dBm	-32.32 dB	-12.32 dB
82.464 MHz	83.464 MHz	2.000 MHz	6.26796 GHz	-37.15 dBm	-32.70 dB	-12.70 dB
83.464 MHz	164.928 MHz	2.000 MHz	6.26880 GHz	-38.51 dBm	-34.07 dB	-14.03 dB
164.928 MHz	247.392 MHz	2.000 MHz	6.43206 GHz	-55.29 dBm	-50.84 dB	-10.89 dB
247.392 MHz	329.856 MHz	2.000 MHz	6.43998 GHz	-55.28 dBm	-50.84 dB	-10.84 dB

Date: 29.DEC.2023 16:51:59

Plot on Channel 6345 MHz

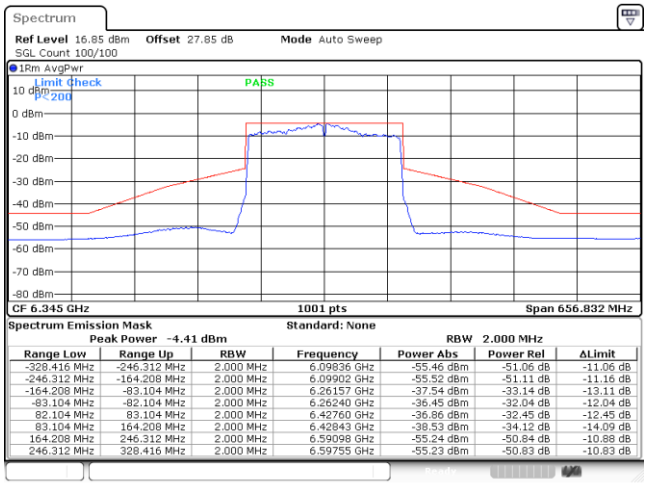

Spectrum Emission Mask Standard: None
Peak Power -4.41 dBm RBW 2.000 MHz

Range Low	Range Up	RBW	Frequency	Power Abs	Power Rel	ΔLimit
-328.416 MHz	-246.312 MHz	2.000 MHz	6.09836 GHz	-55.46 dBm	-51.06 dB	-11.06 dB
-246.312 MHz	-164.208 MHz	2.000 MHz	6.09902 GHz	-55.52 dBm	-51.11 dB	-11.16 dB
-164.208 MHz	-83.104 MHz	2.000 MHz	6.26157 GHz	-37.54 dBm	-33.14 dB	-13.11 dB
-83.104 MHz	-82.104 MHz	2.000 MHz	6.26240 GHz	-36.45 dBm	-32.04 dB	-12.04 dB
82.104 MHz	83.104 MHz	2.000 MHz	6.42760 GHz	-36.86 dBm	-32.45 dB	-12.45 dB
83.104 MHz	164.208 MHz	2.000 MHz	6.42843 GHz	-38.53 dBm	-34.12 dB	-14.09 dB
164.208 MHz	246.312 MHz	2.000 MHz	6.59098 GHz	-55.24 dBm	-50.84 dB	-10.88 dB
246.312 MHz	328.416 MHz	2.000 MHz	6.59755 GHz	-55.23 dBm	-50.83 dB	-10.83 dB

Date: 29.DEC.2023 16:56:56

Plot on Channel 6505 MHz

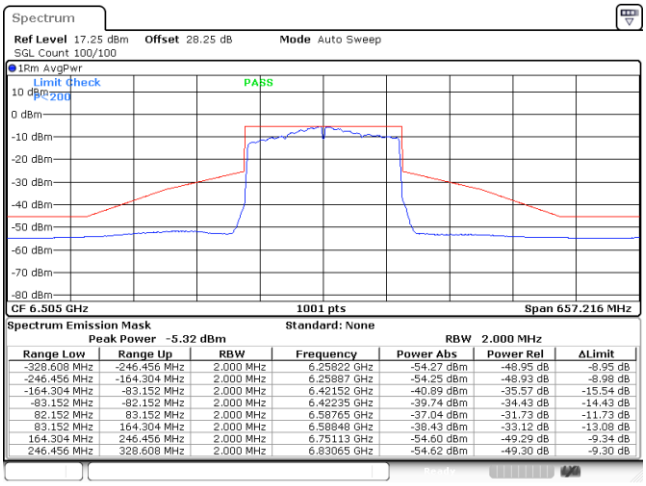

Spectrum Emission Mask Standard: None
Peak Power -5.32 dBm RBW 2.000 MHz

Range Low	Range Up	RBW	Frequency	Power Abs	Power Rel	ΔLimit
-328.608 MHz	-246.456 MHz	2.000 MHz	6.25822 GHz	-54.27 dBm	-48.95 dB	-8.95 dB
-246.456 MHz	-164.304 MHz	2.000 MHz	6.25887 GHz	-54.25 dBm	-48.93 dB	-8.98 dB
-164.304 MHz	-83.152 MHz	2.000 MHz	6.42152 GHz	-40.89 dBm	-35.57 dB	-15.54 dB
-83.152 MHz	-82.152 MHz	2.000 MHz	6.42235 GHz	-39.74 dBm	-34.43 dB	-14.43 dB
82.152 MHz	83.152 MHz	2.000 MHz	6.58765 GHz	-37.04 dBm	-31.73 dB	-11.73 dB
83.152 MHz	164.304 MHz	2.000 MHz	6.58848 GHz	-38.43 dBm	-33.12 dB	-13.08 dB
164.304 MHz	246.456 MHz	2.000 MHz	6.75113 GHz	-54.60 dBm	-49.29 dB	-9.34 dB
246.456 MHz	328.608 MHz	2.000 MHz	6.83065 GHz	-54.62 dBm	-49.30 dB	-9.30 dB

Date: 2.JAN.2024 08:07:44

Plot on Channel 6665 MHz

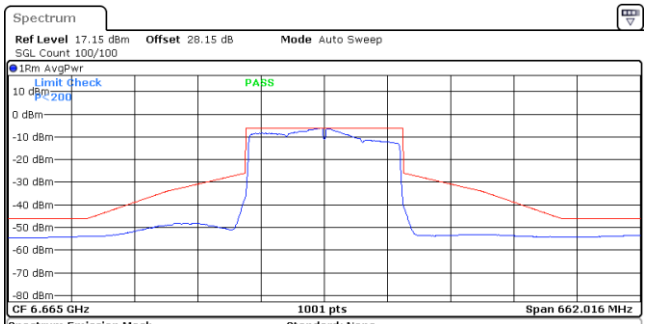

Spectrum Emission Mask Standard: None
Peak Power -6.07 dBm RBW 2.000 MHz

Range Low	Range Up	RBW	Frequency	Power Abs	Power Rel	ΔLimit
-331.008 MHz	-248.256 MHz	2.000 MHz	6.41443 GHz	-53.96 dBm	-47.90 dB	-7.90 dB
-248.256 MHz	-165.504 MHz	2.000 MHz	6.41708 GHz	-54.02 dBm	-47.95 dB	-8.00 dB
-165.504 MHz	-83.752 MHz	2.000 MHz	6.58092 GHz	-37.50 dBm	-31.43 dB	-11.40 dB
-83.752 MHz	-82.752 MHz	2.000 MHz	6.58175 GHz	-36.40 dBm	-30.34 dB	-10.34 dB
82.752 MHz	83.752 MHz	2.000 MHz	6.74825 GHz	-40.32 dBm	-34.25 dB	-14.25 dB
83.752 MHz	165.504 MHz	2.000 MHz	6.74908 GHz	-41.42 dBm	-35.35 dB	-15.32 dB
165.504 MHz	248.256 MHz	2.000 MHz	6.91292 GHz	-54.19 dBm	-48.12 dB	-8.17 dB
248.256 MHz	331.008 MHz	2.000 MHz	6.99369 GHz	-53.57 dBm	-47.50 dB	-7.50 dB

Date: 2.JAN.2024 08:14:11

Plot on Channel 6825 MHz

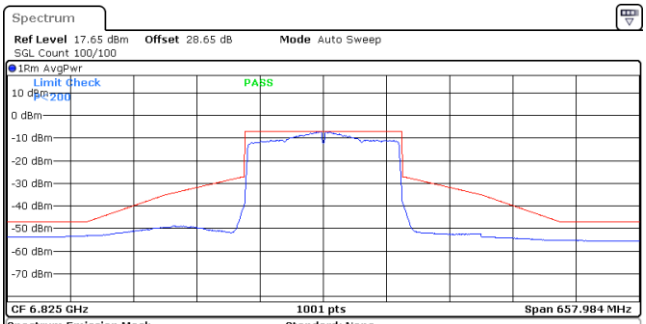

Spectrum Emission Mask Standard: None
Peak Power -7.06 dBm RBW 2.000 MHz

Range Low	Range Up	RBW	Frequency	Power Abs	Power Rel	ΔLimit
-328.992 MHz	-246.744 MHz	2.000 MHz	6.57793 GHz	-53.19 dBm	-46.12 dB	-6.12 dB
-246.744 MHz	-164.496 MHz	2.000 MHz	6.57858 GHz	-53.15 dBm	-46.09 dB	-6.14 dB
-164.496 MHz	-83.248 MHz	2.000 MHz	6.74142 GHz	-40.58 dBm	-33.52 dB	-13.48 dB
-83.248 MHz	-82.248 MHz	2.000 MHz	6.74225 GHz	-39.42 dBm	-32.35 dB	-12.35 dB
82.248 MHz	83.248 MHz	2.000 MHz	6.90775 GHz	-38.12 dBm	-31.06 dB	-11.06 dB
83.248 MHz	164.496 MHz	2.000 MHz	6.90858 GHz	-39.29 dBm	-32.23 dB	-12.20 dB
164.496 MHz	246.744 MHz	2.000 MHz	7.07142 GHz	-55.18 dBm	-48.12 dB	-8.16 dB
246.744 MHz	328.992 MHz	2.000 MHz	7.07207 GHz	-55.20 dBm	-48.14 dB	-8.14 dB

Date: 2.JAN.2024 08:19:28

Plot on Channel 6985 MHz

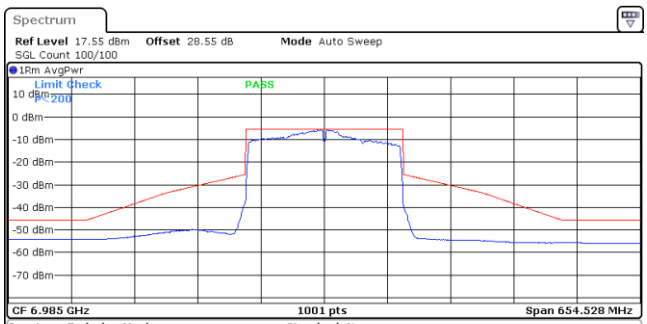

Spectrum Emission Mask Standard: None
Peak Power -5.56 dBm RBW 2.000 MHz

Range Low	Range Up	RBW	Frequency	Power Abs	Power Rel	ΔLimit
-327.264 MHz	-245.448 MHz	2.000 MHz	6.69014 GHz	-54.13 dBm	-48.57 dB	-8.57 dB
-245.448 MHz	-163.632 MHz	2.000 MHz	6.73988 GHz	-54.12 dBm	-48.56 dB	-8.61 dB
-163.632 MHz	-82.816 MHz	2.000 MHz	6.90186 GHz	-38.72 dBm	-33.16 dB	-13.13 dB
-82.816 MHz	-81.816 MHz	2.000 MHz	6.90268 GHz	-37.06 dBm	-31.50 dB	-11.50 dB
81.816 MHz	82.816 MHz	2.000 MHz	7.06732 GHz	-38.82 dBm	-33.26 dB	-13.26 dB
82.816 MHz	163.632 MHz	2.000 MHz	7.06814 GHz	-40.20 dBm	-34.64 dB	-14.61 dB
163.632 MHz	245.448 MHz	2.000 MHz	7.23012 GHz	-55.76 dBm	-50.20 dB	-10.25 dB
245.448 MHz	327.264 MHz	2.000 MHz	7.23732 GHz	-55.72 dBm	-50.17 dB	-10.17 dB

Date: 2.JAN.2024 08:25:29

EUT Mode	802.11ax HE160 996RU67

Plot on Channel 6025 MHz

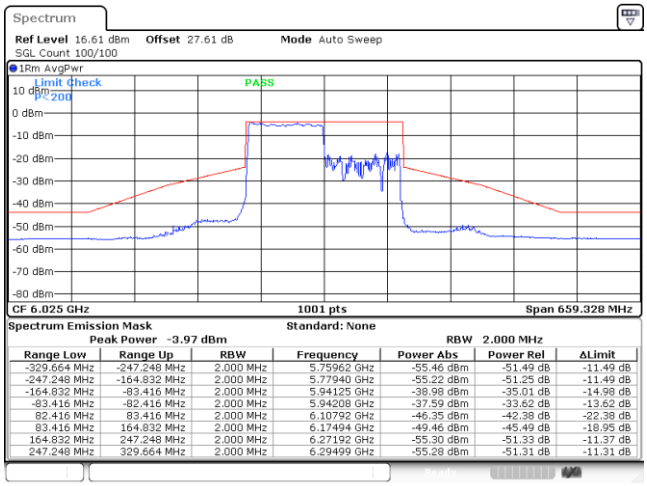

Spectrum Emission Mask Standard: None
Peak Power -3.97 dBm RBW 2.000 MHz

Range Low	Range Up	RBW	Frequency	Power Abs	Power Rel	ΔLimit
-329.664 MHz	-247.248 MHz	2.000 MHz	5.75962 GHz	-55.46 dBm	-51.49 dB	-11.49 dB
-247.248 MHz	-164.832 MHz	2.000 MHz	5.77940 GHz	-55.22 dBm	-51.25 dB	-11.49 dB
-164.832 MHz	-83.416 MHz	2.000 MHz	5.94125 GHz	-38.98 dBm	-35.01 dB	-14.98 dB
-83.416 MHz	-82.416 MHz	2.000 MHz	5.94208 GHz	-37.59 dBm	-33.62 dB	-13.62 dB
82.416 MHz	83.416 MHz	2.000 MHz	6.10792 GHz	-46.35 dBm	-42.38 dB	-22.38 dB
83.416 MHz	164.832 MHz	2.000 MHz	6.17494 GHz	-49.46 dBm	-45.49 dB	-18.95 dB
164.832 MHz	247.248 MHz	2.000 MHz	6.27192 GHz	-55.30 dBm	-51.33 dB	-11.37 dB
247.248 MHz	329.664 MHz	2.000 MHz	6.29499 GHz	-55.28 dBm	-51.31 dB	-11.31 dB

Date: 12.JAN.2024 15:20:15

Plot on Channel 6185 MHz

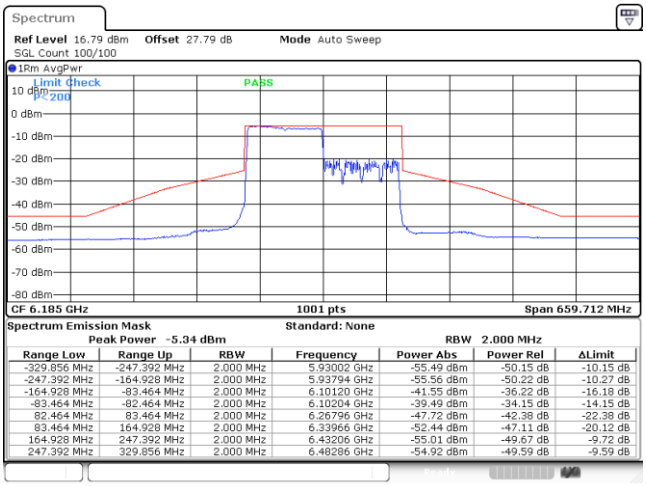

Spectrum Emission Mask Standard: None
Peak Power -5.34 dBm RBW 2.000 MHz

Range Low	Range Up	RBW	Frequency	Power Abs	Power Rel	ΔLimit
-329.856 MHz	-247.392 MHz	2.000 MHz	5.93002 GHz	-55.49 dBm	-50.15 dB	-10.15 dB
-247.392 MHz	-164.928 MHz	2.000 MHz	5.93794 GHz	-55.56 dBm	-50.22 dB	-10.27 dB
-164.928 MHz	-83.464 MHz	2.000 MHz	6.10120 GHz	-41.55 dBm	-36.22 dB	-16.18 dB
-83.464 MHz	-82.464 MHz	2.000 MHz	6.10204 GHz	-39.49 dBm	-34.15 dB	-14.15 dB
82.464 MHz	83.464 MHz	2.000 MHz	6.26796 GHz	-47.72 dBm	-42.38 dB	-22.38 dB
83.464 MHz	164.928 MHz	2.000 MHz	6.33966 GHz	-52.44 dBm	-47.11 dB	-20.12 dB
164.928 MHz	247.392 MHz	2.000 MHz	6.43206 GHz	-55.01 dBm	-49.67 dB	-9.72 dB
247.392 MHz	329.856 MHz	2.000 MHz	6.48286 GHz	-54.92 dBm	-49.59 dB	-9.59 dB

Date: 12.JAN.2024 14:11:03

Plot on Channel 6505 MHz

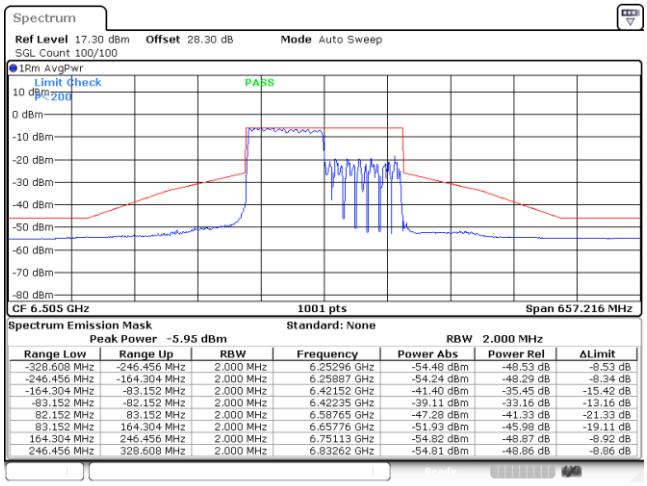

Spectrum Emission Mask Standard: None
Peak Power -5.95 dBm RBW 2.000 MHz

Range Low	Range Up	RBW	Frequency	Power Abs	Power Rel	ΔLimit
-328.608 MHz	-246.456 MHz	2.000 MHz	6.25296 GHz	-54.48 dBm	-48.53 dB	-8.53 dB
-246.456 MHz	-164.304 MHz	2.000 MHz	6.25887 GHz	-54.24 dBm	-48.29 dB	-8.34 dB
-164.304 MHz	-83.152 MHz	2.000 MHz	6.42152 GHz	-41.40 dBm	-35.45 dB	-15.42 dB
-83.152 MHz	-82.152 MHz	2.000 MHz	6.42235 GHz	-39.11 dBm	-33.16 dB	-13.16 dB
82.152 MHz	83.152 MHz	2.000 MHz	6.58765 GHz	-47.28 dBm	-41.33 dB	-21.33 dB
83.152 MHz	164.304 MHz	2.000 MHz	6.65776 GHz	-51.93 dBm	-45.98 dB	-19.11 dB
164.304 MHz	246.456 MHz	2.000 MHz	6.75113 GHz	-54.82 dBm	-48.87 dB	-8.92 dB
246.456 MHz	328.608 MHz	2.000 MHz	6.83262 GHz	-54.81 dBm	-48.86 dB	-8.86 dB

Date: 12.JAN.2024 14:15:58

Plot on Channel 6665 MHz

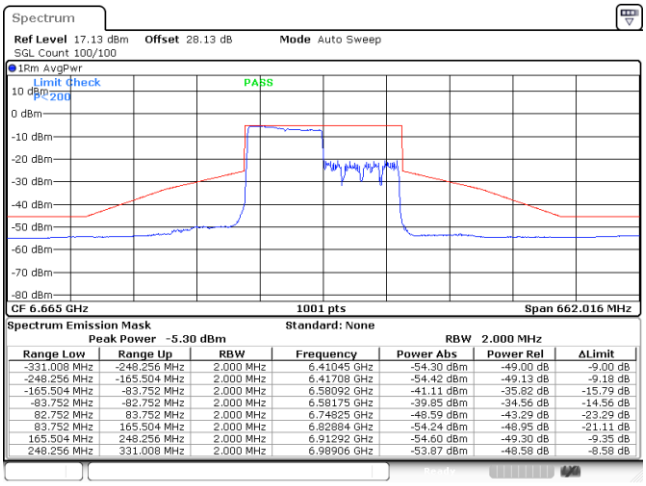

Spectrum Emission Mask Standard: None
Peak Power -5.30 dBm RBW 2.000 MHz

Range Low	Range Up	RBW	Frequency	Power Abs	Power Rel	ΔLimit
-331.008 MHz	-248.256 MHz	2.000 MHz	6.41045 GHz	-54.30 dBm	-49.00 dB	-9.00 dB
-248.256 MHz	-165.504 MHz	2.000 MHz	6.41708 GHz	-54.42 dBm	-49.13 dB	-9.18 dB
-165.504 MHz	-83.752 MHz	2.000 MHz	6.58092 GHz	-41.11 dBm	-35.82 dB	-15.79 dB
-83.752 MHz	-82.752 MHz	2.000 MHz	6.58175 GHz	-39.85 dBm	-34.56 dB	-14.56 dB
82.752 MHz	83.752 MHz	2.000 MHz	6.74825 GHz	-48.59 dBm	-43.29 dB	-23.29 dB
83.752 MHz	165.504 MHz	2.000 MHz	6.82884 GHz	-54.24 dBm	-48.95 dB	-21.11 dB
165.504 MHz	248.256 MHz	2.000 MHz	6.91292 GHz	-54.60 dBm	-49.30 dB	-9.35 dB
248.256 MHz	331.008 MHz	2.000 MHz	6.98906 GHz	-53.87 dBm	-48.58 dB	-8.58 dB

Date: 12.JAN.2024 14:22:20

Plot on Channel 6825 MHz

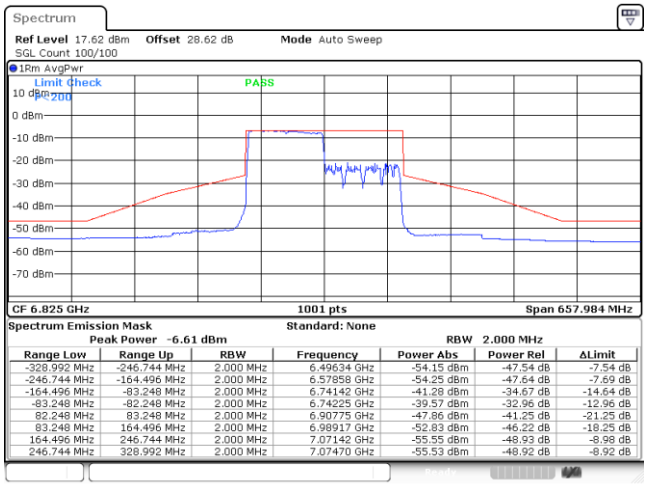

Spectrum Emission Mask Standard: None

Peak Power -6.61 dBm RBW 2.000 MHz

Range Low	Range Up	RBW	Frequency	Power Abs	Power Rel	ΔLimit
-328.992 MHz	-246.744 MHz	2.000 MHz	6.49634 GHz	-54.15 dBm	-47.54 dB	-7.54 dB
-246.744 MHz	-164.496 MHz	2.000 MHz	6.57858 GHz	-54.25 dBm	-47.64 dB	-7.69 dB
-164.496 MHz	-83.248 MHz	2.000 MHz	6.74142 GHz	-41.28 dBm	-34.67 dB	-14.64 dB
-83.248 MHz	-82.248 MHz	2.000 MHz	6.74225 GHz	-39.57 dBm	-32.96 dB	-12.96 dB
82.248 MHz	83.248 MHz	2.000 MHz	6.90775 GHz	-47.86 dBm	-41.25 dB	-21.25 dB
83.248 MHz	164.496 MHz	2.000 MHz	6.98917 GHz	-52.83 dBm	-46.22 dB	-18.25 dB
164.496 MHz	246.744 MHz	2.000 MHz	7.07142 GHz	-55.55 dBm	-48.93 dB	-8.98 dB
246.744 MHz	328.992 MHz	2.000 MHz	7.07470 GHz	-55.53 dBm	-48.92 dB	-8.92 dB

Date: 12.JAN.2024 14:31:26

Plot on Channel 6985 MHz

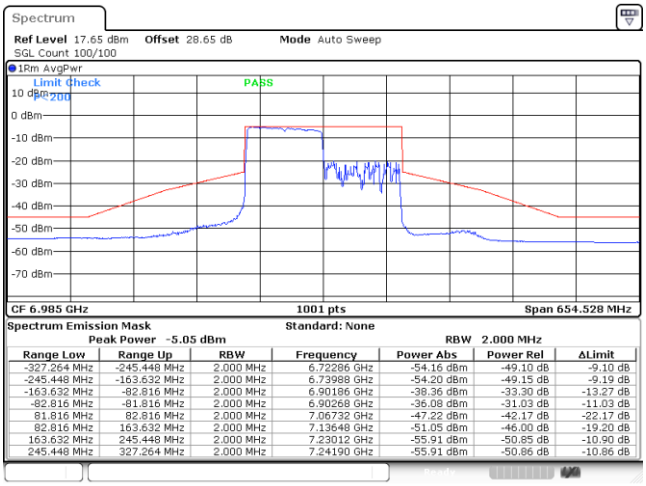

Spectrum Emission Mask Standard: None

Peak Power -5.05 dBm RBW 2.000 MHz

Range Low	Range Up	RBW	Frequency	Power Abs	Power Rel	ΔLimit
-327.264 MHz	-245.448 MHz	2.000 MHz	6.72286 GHz	-54.16 dBm	-49.10 dB	-9.10 dB
-245.448 MHz	-163.632 MHz	2.000 MHz	6.73988 GHz	-54.20 dBm	-49.15 dB	-9.19 dB
-163.632 MHz	-82.816 MHz	2.000 MHz	6.90186 GHz	-38.36 dBm	-33.30 dB	-13.27 dB
-82.816 MHz	-81.816 MHz	2.000 MHz	6.90268 GHz	-36.08 dBm	-31.03 dB	-11.03 dB
81.816 MHz	82.816 MHz	2.000 MHz	7.06732 GHz	-47.22 dBm	-42.17 dB	-22.17 dB
82.816 MHz	163.632 MHz	2.000 MHz	7.13648 GHz	-51.05 dBm	-46.00 dB	-19.20 dB
163.632 MHz	245.448 MHz	2.000 MHz	7.23012 GHz	-55.91 dBm	-50.85 dB	-10.90 dB
245.448 MHz	327.264 MHz	2.000 MHz	7.24190 GHz	-55.91 dBm	-50.86 dB	-10.86 dB

Date: 12.JAN.2024 14:33:23

EUT Mode	802.11ax HE160 996RUS67

Plot on Channel 6345 MHz

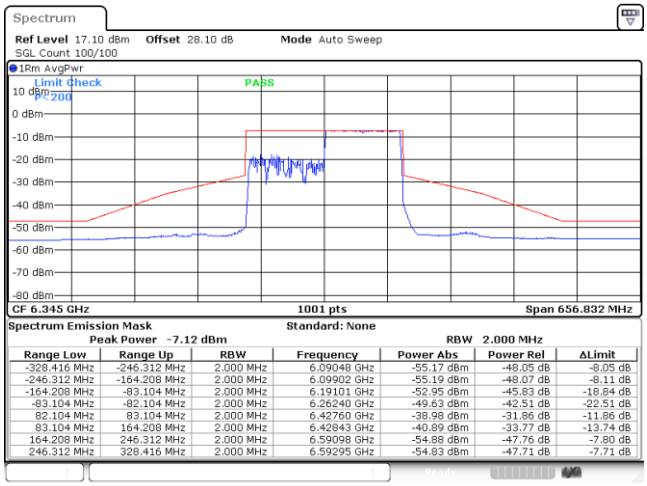

Spectrum Emission Mask Standard: None
Peak Power -7.12 dBm RBW 2.000 MHz

Range Low	Range Up	RBW	Frequency	Power Abs	Power Rel	ΔLimit
-328.416 MHz	-246.312 MHz	2.000 MHz	6.09048 GHz	-55.17 dBm	-48.05 dB	-8.05 dB
-246.312 MHz	-164.208 MHz	2.000 MHz	6.09902 GHz	-55.19 dBm	-48.07 dB	-8.11 dB
-164.208 MHz	-83.104 MHz	2.000 MHz	6.19101 GHz	-52.95 dBm	-45.83 dB	-18.84 dB
-83.104 MHz	-82.104 MHz	2.000 MHz	6.26240 GHz	-49.63 dBm	-42.51 dB	-22.51 dB
82.104 MHz	83.104 MHz	2.000 MHz	6.42760 GHz	-38.98 dBm	-31.86 dB	-11.86 dB
83.104 MHz	164.208 MHz	2.000 MHz	6.42843 GHz	-40.89 dBm	-33.77 dB	-13.74 dB
164.208 MHz	246.312 MHz	2.000 MHz	6.59098 GHz	-54.88 dBm	-47.76 dB	-7.80 dB
246.312 MHz	328.416 MHz	2.000 MHz	6.59295 GHz	-54.83 dBm	-47.71 dB	-7.71 dB

Date: 12.JAN.2024 14:13:50

Plot on Channel 6505 MHz

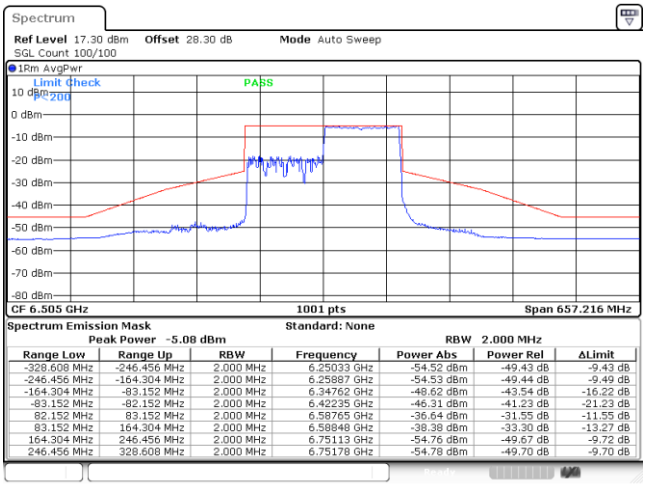

Spectrum Emission Mask Standard: None
Peak Power -5.08 dBm RBW 2.000 MHz

Range Low	Range Up	RBW	Frequency	Power Abs	Power Rel	ΔLimit
-328.608 MHz	-246.456 MHz	2.000 MHz	6.25033 GHz	-54.52 dBm	-49.43 dB	-9.43 dB
-246.456 MHz	-164.304 MHz	2.000 MHz	6.25887 GHz	-54.53 dBm	-49.44 dB	-9.49 dB
-164.304 MHz	-83.152 MHz	2.000 MHz	6.34762 GHz	-48.62 dBm	-43.54 dB	-16.22 dB
-83.152 MHz	-82.152 MHz	2.000 MHz	6.42235 GHz	-46.31 dBm	-41.23 dB	-21.23 dB
82.152 MHz	83.152 MHz	2.000 MHz	6.58765 GHz	-36.64 dBm	-31.55 dB	-11.55 dB
83.152 MHz	164.304 MHz	2.000 MHz	6.58848 GHz	-38.38 dBm	-33.30 dB	-13.27 dB
164.304 MHz	246.456 MHz	2.000 MHz	6.75113 GHz	-54.76 dBm	-49.67 dB	-9.72 dB
246.456 MHz	328.608 MHz	2.000 MHz	6.75178 GHz	-54.78 dBm	-49.70 dB	-9.70 dB

Date: 12.JAN.2024 14:20:03

Plot on Channel 6825 MHz

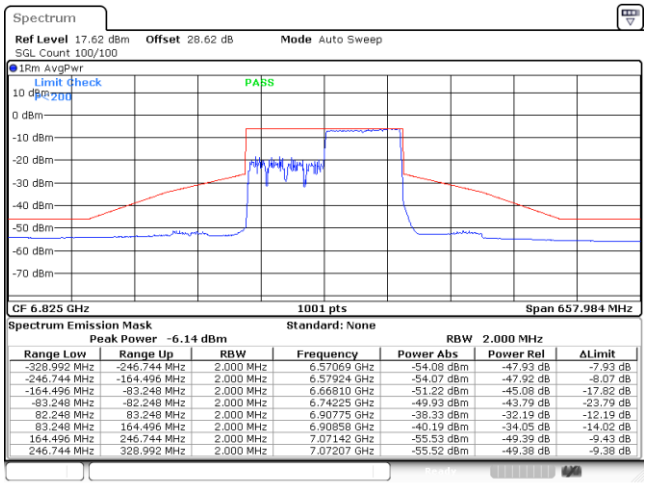

Spectrum Emission Mask Standard: None
Peak Power -6.14 dBm RBW 2.000 MHz

Range Low	Range Up	RBW	Frequency	Power Abs	Power Rel	ΔLimit
-328.992 MHz	-246.744 MHz	2.000 MHz	6.57069 GHz	-54.08 dBm	-47.93 dB	-7.93 dB
-246.744 MHz	-164.496 MHz	2.000 MHz	6.57924 GHz	-54.07 dBm	-47.92 dB	-8.07 dB
-164.496 MHz	-83.248 MHz	2.000 MHz	6.66810 GHz	-51.22 dBm	-45.08 dB	-17.82 dB
-83.248 MHz	-82.248 MHz	2.000 MHz	6.74225 GHz	-49.93 dBm	-43.79 dB	-23.79 dB
82.248 MHz	83.248 MHz	2.000 MHz	6.90775 GHz	-38.33 dBm	-32.19 dB	-12.19 dB
83.248 MHz	164.496 MHz	2.000 MHz	6.90858 GHz	-40.19 dBm	-34.05 dB	-14.02 dB
164.496 MHz	246.744 MHz	2.000 MHz	7.07142 GHz	-55.53 dBm	-49.39 dB	-9.43 dB
246.744 MHz	328.992 MHz	2.000 MHz	7.07207 GHz	-55.52 dBm	-49.38 dB	-9.38 dB

Date: 12.JAN.2024 14:28:32

Plot on Channel 6985 MHz

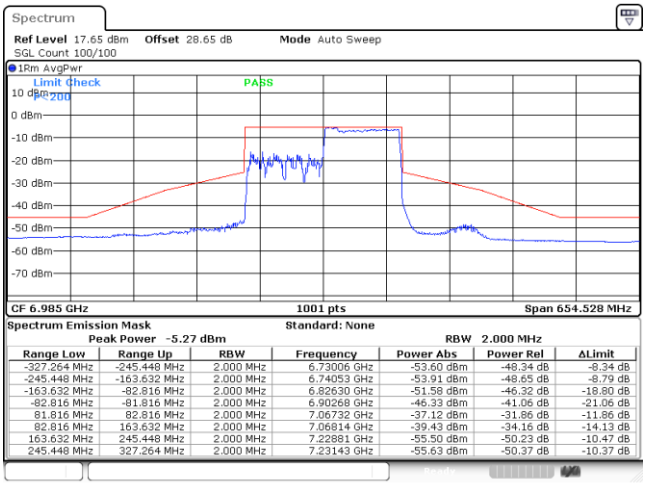

Spectrum Emission Mask Standard: None
Peak Power -5.27 dBm RBW 2.000 MHz

Range Low	Range Up	RBW	Frequency	Power Abs	Power Rel	ΔLimit
-327.264 MHz	-245.448 MHz	2.000 MHz	6.73006 GHz	-53.60 dBm	-48.34 dB	-8.34 dB
-245.448 MHz	-163.632 MHz	2.000 MHz	6.74053 GHz	-53.91 dBm	-48.65 dB	-8.79 dB
-163.632 MHz	-82.816 MHz	2.000 MHz	6.82630 GHz	-51.59 dBm	-46.32 dB	-18.80 dB
-82.816 MHz	-81.816 MHz	2.000 MHz	6.90268 GHz	-46.33 dBm	-41.06 dB	-21.06 dB
81.816 MHz	82.816 MHz	2.000 MHz	7.06732 GHz	-37.12 dBm	-31.86 dB	-11.86 dB
82.816 MHz	163.632 MHz	2.000 MHz	7.06814 GHz	-39.43 dBm	-34.16 dB	-14.13 dB
163.632 MHz	245.448 MHz	2.000 MHz	7.22881 GHz	-55.50 dBm	-50.23 dB	-10.47 dB
245.448 MHz	327.264 MHz	2.000 MHz	7.23143 GHz	-55.63 dBm	-50.37 dB	-10.37 dB

Date: 12.JAN.2024 14:37:38

Appendix B. AC Conducted Emission Test Results

Test Engineer :	Calvin Wang	**Temperature :**	23~26℃
		Relative Humidity :	45~55%

EUT Information

Report NO :	3N2802
Test Mode :	Mode 1
Test Voltage :	120Vac/60Hz
Phase :	Line

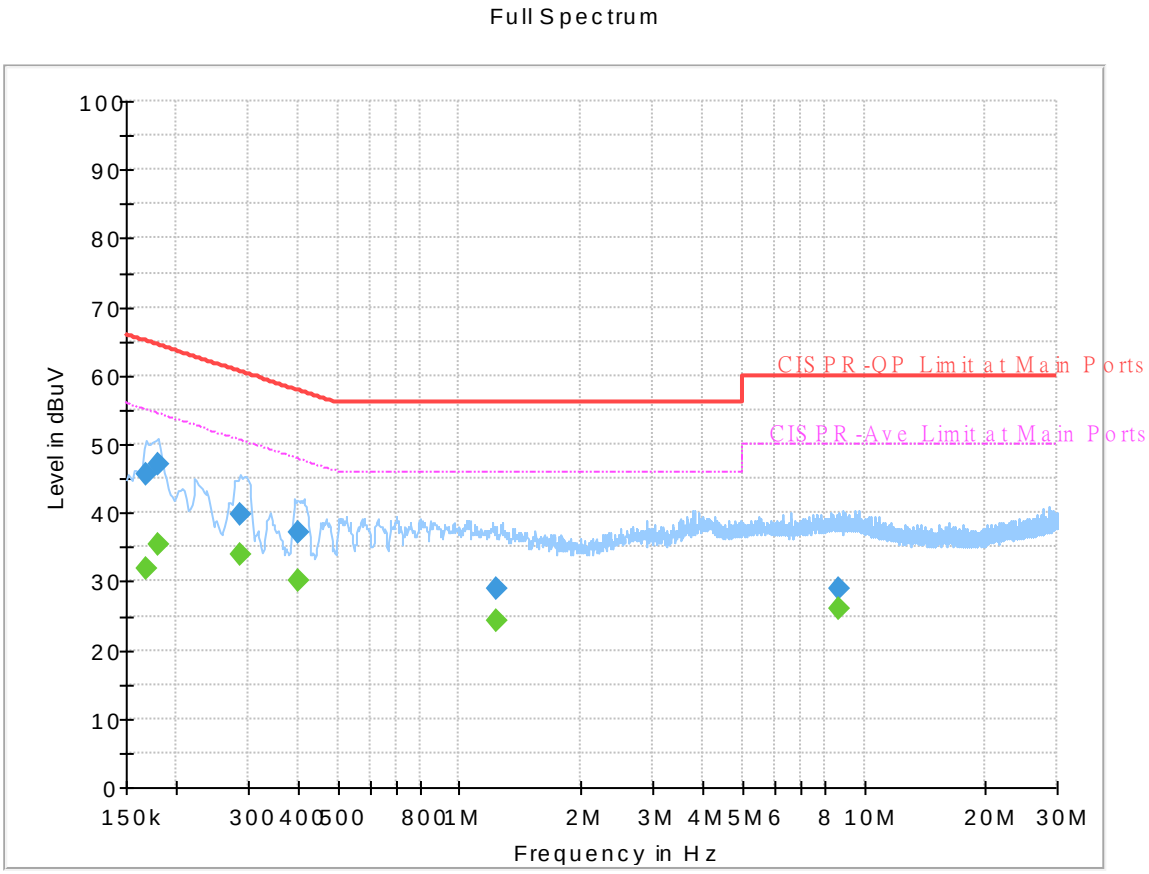

Final_Result

Frequency (MHz)	QuasiPeak (dBuV)	CAverage (dBuV)	Limit (dBuV)	Margin (dB)	Line	Filter	Corr. (dB)
0.168000	---	31.90	55.06	23.16	L1	OFF	19.9
0.168000	45.68	---	65.06	19.38	L1	OFF	19.9
0.179250	---	35.35	54.52	19.17	L1	OFF	19.9
0.179250	46.94	---	64.52	17.58	L1	OFF	19.9
0.287250	---	34.06	50.60	16.54	L1	OFF	19.9
0.287250	39.85	---	60.60	20.75	L1	OFF	19.9
0.399750	---	30.11	47.86	17.75	L1	OFF	19.9
0.399750	37.16	---	57.86	20.70	L1	OFF	19.9
1.234500	---	24.41	46.00	21.59	L1	OFF	19.9
1.234500	29.08	---	56.00	26.92	L1	OFF	19.9
8.621250	---	26.11	50.00	23.89	L1	OFF	20.1
8.621250	28.83	---	60.00	31.17	L1	OFF	20.1

EUT Information

Report NO :	3N2802
Test Mode :	Mode 1
Test Voltage :	120Vac/60Hz
Phase :	Neutral

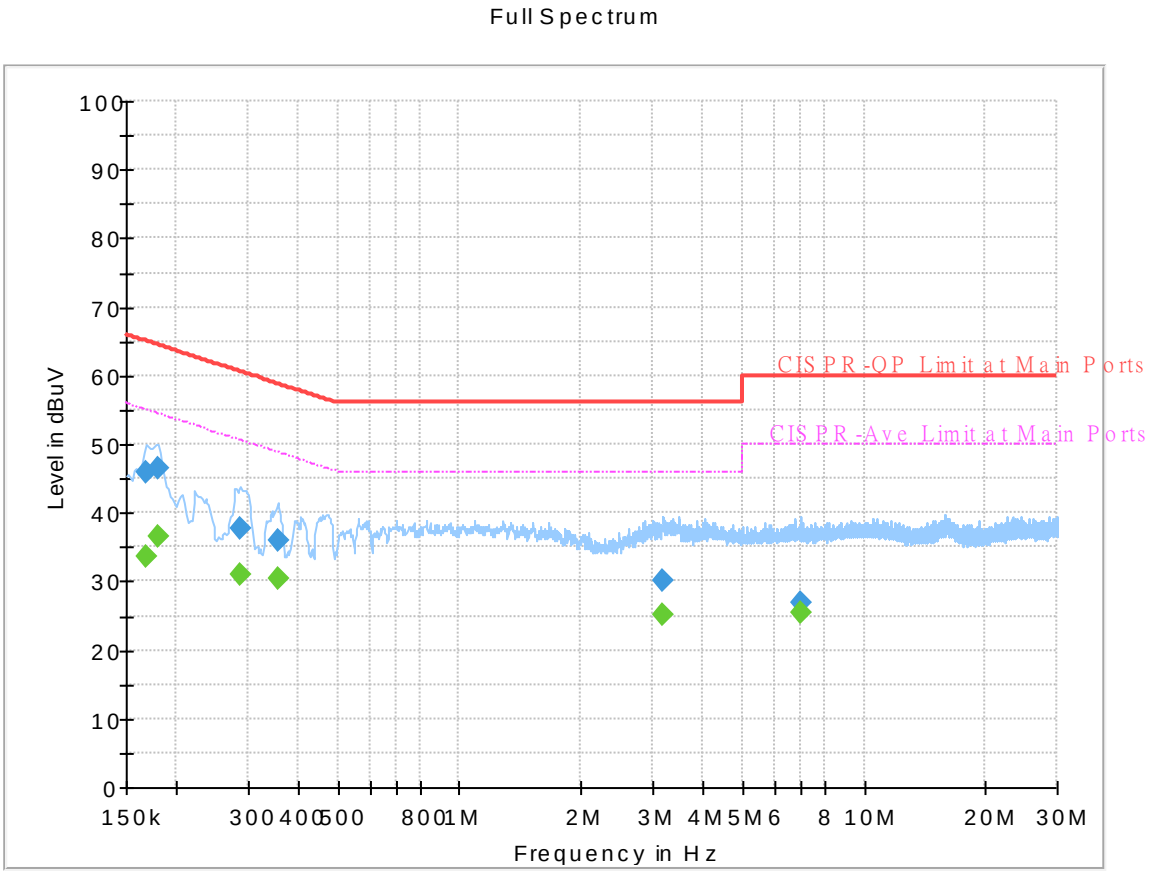

Final_Result

Frequency (MHz)	QuasiPeak (dBuV)	CAverage (dBuV)	Limit (dBuV)	Margin (dB)	Line	Filter	Corr. (dB)
0.168000	---	33.53	55.06	21.53	N	OFF	19.9
0.168000	45.87	---	65.06	19.19	N	OFF	19.9
0.179250	---	36.46	54.52	18.06	N	OFF	19.9
0.179250	46.48	---	64.52	18.04	N	OFF	19.9
0.287250	---	31.01	50.60	19.59	N	OFF	19.9
0.287250	37.64	---	60.60	22.96	N	OFF	19.9
0.354750	---	30.41	48.85	18.44	N	OFF	19.9
0.354750	36.04	---	58.85	22.81	N	OFF	19.9
3.185250	---	25.15	46.00	20.85	N	OFF	20.0
3.185250	30.12	---	56.00	25.88	N	OFF	20.0
7.010250	---	25.36	50.00	24.64	N	OFF	20.1
7.010250	26.98	---	60.00	33.02	N	OFF	20.1

Appendix C. Radiated Spurious Emission

Test Engineer :	Jack Tsai, Gary Guo and Steven Wu	Temperature :	18.2~20.2°C
		Relative Humidity :	54.2~56.1%

<Sample 1>

Band 5 - 5925~6425MHz

WIFI 802.11a (Band Edge @ 3m)

WIFI Ant. 6+7	Note	Frequency (MHz)	Level (dBμV/m)	Margin (dB)	Limit Line (dBμV/m)	Read Level (dBμV)	Antenna Factor (dB/m)	Path Loss (dB)	Preamp Factor (dB)	Ant Pos (cm)	Table Pos (deg)	Peak Avg. (P/A)	Pol. (H/V)
802.11a CH 01 5955MHz		5916.84	57.9	-30.3	88.2	40.83	34.2	12.3	29.43	220	48	P	H
		5924.52	49.08	-19.12	68.2	31.99	34.2	12.32	29.43	220	48	A	H
	*	5955	113.18	-	-	96.05	34.18	12.39	29.44	220	48	P	H
	*	5955	107.22	-	-	90.09	34.18	12.39	29.44	220	48	A	H
													H
													H
		5867.56	56.19	-32.01	88.2	39.36	34.07	12.18	29.42	244	27	P	V
		5921	48.01	-20.19	68.2	30.93	34.2	12.31	29.43	244	27	A	V
	*	5955	109.63	-	-	92.5	34.18	12.39	29.44	244	27	P	V
	*	5955	102.85	-	-	85.72	34.18	12.39	29.44	244	27	A	V
													V
													V
Remark	1. No other spurious found. 2. All results are PASS against Peak and Average limit line.												

Band 5 5925~6425MHz

WIFI 802.11a (Harmonic @ 3m)

WIFI Ant. 6+7	Note	Frequency (MHz)	Level (dBμV/m)	Margin (dB)	Limit Line (dBμV/m)	Read Level (dBμV)	Antenna Factor (dB/m)	Path Loss (dB)	Preamp Factor (dB)	Ant Pos (cm)	Table Pos (deg)	Peak Avg. (P/A)	Pol. (H/V)
802.11a CH 01 5955MHz		11910	47.5	-26.5	74	57	38.72	17.97	66.19	-	-	P	H
		17865	52.11	-21.89	74	53.41	41.31	22.24	64.85	100	160	P	H
		17865	43.23	-10.77	54	44.53	41.31	22.24	64.85	100	160	A	H
													H
													H
													H
													H
													H
													H
													H
													H
													H
		11910	46.88	-27.12	74	56.38	38.72	17.97	66.19	-	-	P	V
		17865	52.67	-21.33	74	53.97	41.31	22.24	64.85	100	259	P	V
		17865	43.1	-10.9	54	44.4	41.31	22.24	64.85	100	259	A	V
													V
													V
													V
													V
													V
													V
													V
													V
													V

WIFI Ant. 6+7	Note	Frequency (MHz)	Level (dBμV/m)	Margin (dB)	Limit Line (dBμV/m)	Read Level (dBμV)	Antenna Factor (dB/m)	Path Loss (dB)	Preamp Factor (dB)	Ant Pos (cm)	Table Pos (deg)	Peak Avg. (P/A)	Pol. (H/V)
		12390	47.16	-26.84	74	56.08	38.9	18.23	66.05	-	-	P	H
		18585	36.38	-37.62	74	57.27	38.27	-3.51	55.65	-	-	P	H
													H
													H
													H
													H
													H
													H
													H
													H
													H
802.11a CH 49 6195MHz													H
		12390	47.7	-26.3	74	56.62	38.9	18.23	66.05	-	-	P	V
		18585	37.2	-36.8	74	58.09	38.27	-3.51	55.65	-	-	P	V
													V
													V
													V
													V
													V
													V
													V
													V
													V
													V

WIFI Ant. 6+7	Note	Frequency (MHz)	Level (dBμV/m)	Margin (dB)	Limit Line (dBμV/m)	Read Level (dBμV)	Antenna Factor (dB/m)	Path Loss (dB)	Preamp Factor (dB)	Ant Pos (cm)	Table Pos (deg)	Peak Avg. (P/A)	Pol. (H/V)
802.11a CH 93 6415MHz		12830	48.63	-39.57	88.2	56.27	39.8	18.46	65.9	-	-	P	H
		19245	37.21	-36.79	74	57.85	38	-3.34	55.3	-	-	P	H
													H
													H
													H
													H
													H
													H
													H
													H
													H
													H
		12830	48.74	-39.46	88.2	56.38	39.8	18.46	65.9	-	-	P	V
		19245	37.27	-36.73	74	57.91	38	-3.34	55.3	-	-	P	V
													V
													V
													V
													V
													V
													V
													V
													V
													V
													V
Remark	1. No other spurious found. 2. All results are PASS against Peak and Average limit line. 3. The emission position marked as "-" means no suspected emission found with sufficient margin against limit line or noise floor only.												

Band 5 5925~6425MHz

WIFI 802.11ax HE20 Full (Band Edge @ 3m)

WIFI Ant. 6+7	Note	Frequency (MHz)	Level (dBμV/m)	Margin (dB)	Limit Line (dBμV/m)	Read Level (dBμV)	Antenna Factor (dB/m)	Path Loss (dB)	Preamp Factor (dB)	Ant Pos (cm)	Table Pos (deg)	Peak Avg. (P/A)	Pol. (H/V)
802.11ax HE20 Full CH 01 5955MHz		5865.96	57.07	-31.13	88.2	40.26	34.06	12.17	29.42	271	53	P	H
		5925	48.28	-19.92	68.2	31.2	34.2	12.32	29.44	271	53	A	H
		5761.6	59.46	-28.74	88.2	43.13	33.75	11.98	29.4	230	57	P	H
		5761.6	50.56	-17.64	68.2	34.23	33.75	11.98	29.4	230	57	A	H
	*	5955	113.23	-	-	96.1	34.18	12.39	29.44	271	53	P	H
	*	5955	106.49	-	-	89.36	34.18	12.39	29.44	271	53	A	H
		5909.8	56.9	-31.3	88.2	39.85	34.2	12.28	29.43	227	107	P	V
		5924.52	47.85	-20.35	68.2	30.76	34.2	12.32	29.43	227	107	A	V
	*	5955	108.75	-	-	91.62	34.18	12.39	29.44	227	107	P	V
	*	5955	103.08	-	-	85.95	34.18	12.39	29.44	227	107	A	V
													V
													V
Remark	1. No other spurious found. 2. All results are PASS against Peak and Average limit line.												

Band 5 5925~6425MHz

WIFI 802.11ax HE20 Full (Harmonic @ 3m)

WIFI Ant. 6+7	Note	Frequency (MHz)	Level (dBμV/m)	Margin (dB)	Limit Line (dBμV/m)	Read Level (dBμV)	Antenna Factor (dB/m)	Path Loss (dB)	Preamp Factor (dB)	Ant Pos (cm)	Table Pos (deg)	Peak Avg. (P/A)	Pol. (H/V)
		11910	46.73	-27.27	74	56.23	38.72	17.97	66.19	-	-	P	H
		17865	51.34	-22.66	74	52.64	41.31	22.24	64.85	100	211	P	H
		17865	41.85	-12.15	54	43.15	41.31	22.24	64.85	100	211	A	H
													H
													H
													H
													H
													H
													H
													H
802.11ax													H
HE20 Full													H
CH 01		11910	47.25	-26.75	74	56.75	38.72	17.97	66.19	-	-	P	V
5955MHz		17865	51.28	-22.72	74	52.58	41.31	22.24	64.85	100	105	P	V
		17865	41.77	-12.23	54	43.07	41.31	22.24	64.85	100	105	A	V
													V
													V
													V
													V
													V
													V
													V
													V
													V

WIFI Ant. 6+7	Note	Frequency (MHz)	Level (dBµV/m)	Margin (dB)	Limit Line (dBµV/m)	Read Level (dBµV)	Antenna Factor (dB/m)	Path Loss (dB)	Preamp Factor (dB)	Ant Pos (cm)	Table Pos (deg)	Peak Avg. (P/A)	Pol. (H/V)
		12390	47.48	-26.52	74	56.4	38.9	18.23	66.05	-	-	P	H
		18585	38.5	-35.5	74	59.39	38.27	-3.51	55.65	-	-	P	H
													H
													H
													H
													H
													H
													H
													H
													H
802.11ax													H
HE20 Full													H
CH 49		12390	47.32	-26.68	74	56.24	38.9	18.23	66.05	-	-	P	V
6195MHz		18585	36.56	-37.44	74	57.45	38.27	-3.51	55.65	-	-	P	V
													V
													V
													V
													V
													V
													V
													V
													V
													V
													V

WIFI Ant. 6+7	Note	Frequency (MHz)	Level (dBμV/m)	Margin (dB)	Limit Line (dBμV/m)	Read Level (dBμV)	Antenna Factor (dB/m)	Path Loss (dB)	Preamp Factor (dB)	Ant Pos (cm)	Table Pos (deg)	Peak Avg. (P/A)	Pol. (H/V)
		12830	48.93	-39.27	88.2	56.57	39.8	18.46	65.9	-	-	P	H
		19245	36.15	-37.85	74	56.79	38	-3.34	55.3	-	-	P	H
													H
													H
													H
													H
													H
													H
													H
													H
													H
802.11ax													H
HE20 Full													H
CH 93		12830	48.85	-39.35	88.2	56.49	39.8	18.46	65.9	-	-	P	V
6415MHz		19245	37.36	-36.64	74	58	38	-3.34	55.3	-	-	P	V
													V
													V
													V
													V
													V
													V
													V
													V
													V
													V
Remark	1. No other spurious found. 2. All results are PASS against Peak and Average limit line. 3. The emission position marked as "-" means no suspected emission found with sufficient margin against limit line or noise floor only.												

Band 5 5925~6425MHz

WIFI 802.11ax HE20 Partial 106 (Band Edge @ 3m)

WIFI Ant. 6+7	Note	Frequency (MHz)	Level (dBμV/m)	Margin (dB)	Limit Line (dBμV/m)	Read Level (dBμV)	Antenna Factor (dB/m)	Path Loss (dB)	Preamp Factor (dB)	Ant Pos (cm)	Table Pos (deg)	Peak Avg. (P/A)	Pol. (H/V)
802.11ax HE20 Partial 106/53 CH 01 5955MHz		5916.84	68.31	-19.89	88.2	51.24	34.2	12.3	29.43	215	36	P	H
		5924.84	57.76	-10.44	68.2	40.67	34.2	12.32	29.43	215	36	A	H
	*	5955	114.17	-	-	97.04	34.18	12.39	29.44	215	36	P	H
	*	5955	106.29	-	-	89.16	34.18	12.39	29.44	215	36	A	H
													H
													H
		5919.4	69.38	-18.82	88.2	52.31	34.2	12.3	29.43	283	101	P	V
		5925	57.09	-11.11	68.2	40.01	34.2	12.32	29.44	283	101	A	V
	*	5955	109.85	-	-	92.72	34.18	12.39	29.44	283	101	P	V
	*	5955	104.72	-	-	87.59	34.18	12.39	29.44	283	101	A	V
													V
													V
Remark	1. No other spurious found. 2. All results are PASS against Peak and Average limit line.												

Band 5 5925~6425MHz

WIFI 802.11ax HE40 Full (Band Edge @ 3m)

WIFI Ant. 6+7	Note	Frequency (MHz)	Level (dBμV/m)	Margin (dB)	Limit Line (dBμV/m)	Read Level (dBμV)	Antenna Factor (dB/m)	Path Loss (dB)	Preamp Factor (dB)	Ant Pos (cm)	Table Pos (deg)	Peak Avg. (P/A)	Pol. (H/V)
802.11ax HE40 Full CH 03 5965MHz		5924.84	60.96	-27.24	88.2	43.87	34.2	12.32	29.43	239	54	P	H
		5923.24	52.4	-15.8	68.2	35.32	34.2	12.31	29.43	239	54	A	H
		5761.6	59.39	-28.81	88.2	43.06	33.75	11.98	29.4	236	53	P	H
	*	5965	110.53	-	-	93.42	34.14	12.41	29.44	239	54	P	H
	*	5965	104.1	-	-	86.99	34.14	12.41	29.44	239	54	A	H
													H
		5924.2	57.55	-30.65	88.2	40.47	34.2	12.31	29.43	225	111	P	V
		5925	50.12	-18.08	68.2	33.04	34.2	12.32	29.44	225	111	A	V
	*	5965	106.97	-	-	89.86	34.14	12.41	29.44	225	111	P	V
	*	5965	100.52	-	-	83.41	34.14	12.41	29.44	225	111	A	V
													V
													V
Remark	1. No other spurious found. 2. All results are PASS against Peak and Average limit line.												

Band 5 5925~6425MHz

WIFI 802.11ax HE40 Full (Harmonic @ 3m)

WIFI Ant. 6+7	Note	Frequency (MHz)	Level (dBμV/m)	Margin (dB)	Limit Line (dBμV/m)	Read Level (dBμV)	Antenna Factor (dB/m)	Path Loss (dB)	Preamp Factor (dB)	Ant Pos (cm)	Table Pos (deg)	Peak Avg. (P/A)	Pol. (H/V)
		11930	47.88	-26.12	74	57.31	38.76	17.99	66.18	-	-	P	H
		17895	51.55	-22.45	74	52.34	41.73	22.25	64.77	100	236	P	H
		17895	42.05	-11.95	54	42.84	41.73	22.25	64.77	100	236	A	H
													H
													H
													H
													H
													H
													H
													H
802.11ax													H
HE40 Full													H
CH 03		11930	47.38	-26.62	74	56.81	38.76	17.99	66.18	-	-	P	V
5965MHz		17895	52.22	-21.78	74	53.01	41.73	22.25	64.77	100	121	P	V
		17895	42.72	-11.28	54	43.51	41.73	22.25	64.77	100	121	A	V
													V
													V
													V
													V
													V
													V
													V
													V
													V

WIFI Ant. 6+7	Note	Frequency (MHz)	Level (dBµV/m)	Margin (dB)	Limit Line (dBµV/m)	Read Level (dBµV)	Antenna Factor (dB/m)	Path Loss (dB)	Preamp Factor (dB)	Ant Pos (cm)	Table Pos (deg)	Peak Avg. (P/A)	Pol. (H/V)
		12410	47.82	-26.18	74	56.73	38.9	18.24	66.05	-	-	P	H
		18615	36.52	-37.48	74	57.41	38.24	-3.5	55.63	-	-	P	H
													H
													H
													H
													H
													H
													H
													H
													H
802.11ax													H
HE40 Full													H
CH 51		12410	47.62	-26.38	74	56.53	38.9	18.24	66.05	-	-	P	V
6205MHz		18615	36.54	-37.46	74	57.43	38.24	-3.5	55.63	-	-	P	V
													V
													V
													V
													V
													V
													V
													V
													V
													V
													V

WIFI Ant. 6+7	Note	Frequency (MHz)	Level (dBμV/m)	Margin (dB)	Limit Line (dBμV/m)	Read Level (dBμV)	Antenna Factor (dB/m)	Path Loss (dB)	Preamp Factor (dB)	Ant Pos (cm)	Table Pos (deg)	Peak Avg. (P/A)	Pol. (H/V)
		12810	48.97	-39.23	88.2	56.62	39.8	18.46	65.91	-	-	P	H
		19215	35.97	-38.03	74	56.63	38	-3.35	55.31	-	-	P	H
													H
													H
													H
													H
													H
													H
													H
													H
802.11ax													H
HE40 Full													H
CH 91		12810	49.27	-38.93	88.2	56.92	39.8	18.46	65.91	-	-	P	V
6405MHz		19215	36.45	-37.55	74	57.11	38	-3.35	55.31	-	-	P	V
													V
													V
													V
													V
													V
													V
													V
													V
													V
													V

Remark

1. No other spurious found.
2. All results are PASS against Peak and Average limit line.
3. The emission position marked as "-" means no suspected emission found with sufficient margin against limit line or noise floor only.

Band 5 5925~6425MHz

WIFI 802.11ax HE40 Partial 242 (Band Edge @ 3m)

WIFI Ant. 6+7	Note	Frequency (MHz)	Level (dBμV/m)	Margin (dB)	Limit Line (dBμV/m)	Read Level (dBμV)	Antenna Factor (dB/m)	Path Loss (dB)	Preamp Factor (dB)	Ant Pos (cm)	Table Pos (deg)	Peak Avg. (P/A)	Pol. (H/V)
802.11ax HE40 Partial 242/61 CH 03 5965MHz		5920.36	75.51	-12.69	88.2	58.44	34.2	12.3	29.43	100	115	P	H
		5920.36	56.91	-11.29	68.2	39.84	34.2	12.3	29.43	100	115	A	H
	*	5965	112.25	-	-	95.14	34.14	12.41	29.44	100	115	P	H
	*	5965	103.54	-	-	86.43	34.14	12.41	29.44	100	115	A	H
													H
													H
		5916.2	71.03	-17.17	88.2	53.97	34.2	12.29	29.43	283	101	P	V
		5920.36	54.97	-13.23	68.2	37.9	34.2	12.3	29.43	283	101	A	V
	*	5965	108.73	-	-	91.62	34.14	12.41	29.44	283	101	P	V
	*	5965	101.11	-	-	84	34.14	12.41	29.44	283	101	A	V
													V
													V
Remark	1. No other spurious found. 2. All results are PASS against Peak and Average limit line.												

Band 5 5925~6425MHz

WIFI 802.11ax HE80 Full (Band Edge @ 3m)

WIFI Ant. 6+7	Note	Frequency (MHz)	Level (dBμV/m)	Margin (dB)	Limit Line (dBμV/m)	Read Level (dBμV)	Antenna Factor (dB/m)	Path Loss (dB)	Preamp Factor (dB)	Ant Pos (cm)	Table Pos (deg)	Peak Avg. (P/A)	Pol. (H/V)
802.11ax HE80 Full CH 07 5985MHz		5894.44	57.87	-30.33	88.2	40.88	34.18	12.24	29.43	262	56	P	H
		5924.2	50.82	-17.38	68.2	33.74	34.2	12.31	29.43	262	56	A	H
	*	5985	109.58	-	-	92.51	34.06	12.46	29.45	262	56	P	H
	*	5985	100.77	-	-	83.7	34.06	12.46	29.45	262	56	A	H
													H
													H
		5921.64	56.93	-31.27	88.2	39.85	34.2	12.31	29.43	262	105	P	V
		5925	48.85	-19.35	68.2	31.77	34.2	12.32	29.44	262	105	A	V
	*	5985	104.6	-	-	87.53	34.06	12.46	29.45	262	105	P	V
	*	5985	97.98	-	-	80.91	34.06	12.46	29.45	262	105	A	V
													V
													V
Remark	1. No other spurious found. 2. All results are PASS against Peak and Average limit line.												

Band 5 5925~6425MHz

WIFI 802.11ax HE80 Full (Harmonic @ 3m)

WIFI Ant. 6+7	Note	Frequency (MHz)	Level (dBμV/m)	Margin (dB)	Limit Line (dBμV/m)	Read Level (dBμV)	Antenna Factor (dB/m)	Path Loss (dB)	Preamp Factor (dB)	Ant Pos (cm)	Table Pos (deg)	Peak Avg. (P/A)	Pol. (H/V)
		11970	47.91	-26.09	74	57.17	38.88	18.01	66.15	-	-	P	H
		17955	53.81	-20.19	74	54.03	42.12	22.28	64.62	100	209	P	H
		17955	44.34	-9.66	54	44.56	42.12	22.28	64.62	100	209	A	H
													H
													H
													H
													H
													H
													H
													H
802.11ax													H
HE80 Full													H
CH 07		11970	47.89	-26.11	74	57.15	38.88	18.01	66.15	-	-	P	V
5985MHz		17955	54.07	-19.93	74	54.29	42.12	22.28	64.62	100	108	P	V
		17955	44.25	-9.75	54	44.47	42.12	22.28	64.62	100	108	A	V
													V
													V
													V
													V
													V
													V
													V
													V
													V

WIFI Ant. 6+7	Note	Frequency (MHz)	Level (dBµV/m)	Margin (dB)	Limit Line (dBµV/m)	Read Level (dBµV)	Antenna Factor (dB/m)	Path Loss (dB)	Preamp Factor (dB)	Ant Pos (cm)	Table Pos (deg)	Peak Avg. (P/A)	Pol. (H/V)
		12450	47.86	-26.14	74	56.73	38.9	18.27	66.04	-	-	P	H
		18675	36.5	-37.5	74	57.64	37.95	-3.49	55.6	-	-	P	H
													H
													H
													H
													H
													H
													H
													H
													H
802.11ax													H
HE80 Full													H
CH 55		12450	46.73	-27.27	74	55.6	38.9	18.27	66.04	-	-	P	V
6225MHz		18675	36.92	-37.08	74	58.06	37.95	-3.49	55.6	-	-	P	V
													V
													V
													V
													V
													V
													V
													V
													V
													V
													V

WIFI Ant. 6+7	Note	Frequency (MHz)	Level (dBμV/m)	Margin (dB)	Limit Line (dBμV/m)	Read Level (dBμV)	Antenna Factor (dB/m)	Path Loss (dB)	Preamp Factor (dB)	Ant Pos (cm)	Table Pos (deg)	Peak Avg. (P/A)	Pol. (H/V)
		12770	49.1	-39.1	88.2	56.96	39.62	18.44	65.92	-	-	P	H
		19155	37.06	-36.94	74	57.33	38.45	-3.38	55.34	-	-	P	H
													H
													H
													H
													H
													H
													H
													H
													H
802.11ax													H
HE80 Full													H
CH 87		12770	48.65	-39.55	88.2	56.51	39.62	18.44	65.92	-	-	P	V
6385MHz		19155	37.21	-36.79	74	57.48	38.45	-3.38	55.34	-	-	P	V
													V
													V
													V
													V
													V
													V
													V
													V
													V
													V

Remark

1. No other spurious found.
2. All results are PASS against Peak and Average limit line.
3. The emission position marked as "-" means no suspected emission found with sufficient margin against limit line or noise floor only.

Band 5 5925~6425MHz

WIFI 802.11ax HE80 Partial 484 (Band Edge @ 3m)

WIFI Ant. 6+7	Note	Frequency (MHz)	Level (dBμV/m)	Margin (dB)	Limit Line (dBμV/m)	Read Level (dBμV)	Antenna Factor (dB/m)	Path Loss (dB)	Preamp Factor (dB)	Ant Pos (cm)	Table Pos (deg)	Peak Avg. (P/A)	Pol. (H/V)
802.11ax HE80 Partial 484/65 CH 07 5985MHz		5922.28	78.83	-9.37	88.2	61.75	34.2	12.31	29.43	100	119	P	H
		5920.68	60.78	-7.42	68.2	43.7	34.2	12.31	29.43	100	119	A	H
	*	5985	109.24	-	-	92.17	34.06	12.46	29.45	100	119	P	H
	*	5985	101.21	-	-	84.14	34.06	12.46	29.45	100	119	A	H
													H
													H
		5915.56	76.2	-12	88.2	59.14	34.2	12.29	29.43	308	102	P	V
		5920.68	59.08	-9.12	68.2	42	34.2	12.31	29.43	308	102	A	V
	*	5985	105.78	-	-	88.71	34.06	12.46	29.45	308	102	P	V
	*	5985	99.23	-	-	82.16	34.06	12.46	29.45	308	102	A	V
													V
													V
Remark	1. No other spurious found. 2. All results are PASS against Peak and Average limit line.												

Band 5 5925~6425MHz

WIFI 802.11ax HE160 Full (Band Edge @ 3m)

WIFI Ant. 6+7	Note	Frequency (MHz)	Level (dBμV/m)	Margin (dB)	Limit Line (dBμV/m)	Read Level (dBμV)	Antenna Factor (dB/m)	Path Loss (dB)	Preamp Factor (dB)	Ant Pos (cm)	Table Pos (deg)	Peak Avg. (P/A)	Pol. (H/V)
802.11ax HE160 Full CH 15 6025MHz		5898.6	63.98	-24.22	88.2	46.97	34.19	12.25	29.43	220	122	P	H
		5898.28	53.91	-14.29	68.2	36.9	34.19	12.25	29.43	220	122	A	H
	*	6025	105.71	-	-	88.66	34.05	12.47	29.47	220	122	P	H
	*	6025	98.35	-	-	81.3	34.05	12.47	29.47	220	122	A	H
													H
													H
		5898.6	59.8	-28.4	88.2	42.79	34.19	12.25	29.43	283	102	P	V
		5902.76	51.76	-16.44	68.2	34.73	34.2	12.26	29.43	283	102	A	V
	*	6025	103.23	-	-	86.18	34.05	12.47	29.47	283	102	P	V
	*	6025	94.9	-	-	77.85	34.05	12.47	29.47	283	102	A	V
													V
													V
Remark	1. No other spurious found. 2. All results are PASS against Peak and Average limit line.												

Band 5 5925~6425MHz

WIFI 802.11ax HE160 Full (Harmonic @ 3m)

WIFI Ant. 6+7	Note	Frequency (MHz)	Level (dBμV/m)	Margin (dB)	Limit Line (dBμV/m)	Read Level (dBμV)	Antenna Factor (dB/m)	Path Loss (dB)	Preamp Factor (dB)	Ant Pos (cm)	Table Pos (deg)	Peak Avg. (P/A)	Pol. (H/V)
		12050	49.26	-24.74	74	58.33	39	18.05	66.12	196	34	P	H
		12050	39.5	-14.5	54	48.57	39	18.05	66.12	196	34	A	H
		18075	35.27	-38.73	74	57.35	37.6	-3.72	55.96	-	-	P	H
													H
													H
													H
													H
													H
													H
													H
802.11ax													H
HE160 Full													H
CH 15		12050	49.91	-24.09	74	58.98	39	18.05	66.12	313	352	P	V
6025MHz		12050	39.37	-14.63	54	48.44	39	18.05	66.12	313	352	A	V
		18075	36.37	-37.63	74	58.45	37.6	-3.72	55.96	-	-	P	V
													V
													V
													V
													V
													V
													V
													V
													V
													V

WIFI Ant. 6+7	Note	Frequency (MHz)	Level (dBμV/m)	Margin (dB)	Limit Line (dBμV/m)	Read Level (dBμV)	Antenna Factor (dB/m)	Path Loss (dB)	Preamp Factor (dB)	Ant Pos (cm)	Table Pos (deg)	Peak Avg. (P/A)	Pol. (H/V)
		12370	46.86	-27.14	74	55.8	38.9	18.22	66.06	-	-	P	H
		18555	38.29	-35.71	74	59.26	38.21	-3.51	55.67	-	-	P	H
													H
													H
													H
													H
													H
													H
													H
													H
802.11ax													H
HE160 Full													H
CH 47		12370	47.83	-26.17	74	56.77	38.9	18.22	66.06	-	-	P	V
6185MHz		18555	36.18	-37.82	74	57.15	38.21	-3.51	55.67	-	-	P	V
													V
													V
													V
													V
													V
													V
													V
													V
													V
													V

WIFI Ant. 6+7	Note	Frequency (MHz)	Level (dBμV/m)	Margin (dB)	Limit Line (dBμV/m)	Read Level (dBμV)	Antenna Factor (dB/m)	Path Loss (dB)	Preamp Factor (dB)	Ant Pos (cm)	Table Pos (deg)	Peak Avg. (P/A)	Pol. (H/V)
		12690	49.29	-24.71	74	57.47	39.38	18.39	65.95	315	86	P	H
		12690	40.05	-13.95	54	48.23	39.38	18.39	65.95	315	86	A	H
		19035	37.66	-36.34	74	58.01	38.47	-3.43	55.39	-	-	P	H
													H
													H
													H
													H
													H
													H
													H
802.11ax													H
HE160 Full													H
CH 79		12690	48.84	-25.16	74	57.02	39.38	18.39	65.95	100	305	P	V
6345MHz		12690	39.98	-14.02	54	48.16	39.38	18.39	65.95	100	305	A	V
		19035	36.02	-37.98	74	56.37	38.47	-3.43	55.39	-	-	P	V
													V
													V
													V
													V
													V
													V
													V
													V
													V

Remark

1. No other spurious found.
2. All results are PASS against Peak and Average limit line.
3. The emission position marked as "-" means no suspected emission found with sufficient margin against limit line or noise floor only.

Band 5 5925~6425MHz

WIFI 802.11ax HE160 Partial 996 (Band Edge @ 3m)

WIFI Ant. 6+7	Note	Frequency (MHz)	Level (dBμV/m)	Margin (dB)	Limit Line (dBμV/m)	Read Level (dBμV)	Antenna Factor (dB/m)	Path Loss (dB)	Preamp Factor (dB)	Ant Pos (cm)	Table Pos (deg)	Peak Avg. (P/A)	Pol. (H/V)
802.11ax HE160 Partial 996/67 CH 15 6025MHz		5907.24	82.75	-5.45	88.2	65.71	34.2	12.27	29.43	222	56	P	H
		5898.92	64.7	-3.5	68.2	47.68	34.2	12.25	29.43	222	56	A	H
	*	6025	108.02	-	-	90.97	34.05	12.47	29.47	222	56	P	H
	*	6025	99.32	-	-	82.27	34.05	12.47	29.47	222	56	A	H
													H
													H
		5907.24	78.52	-9.68	88.2	61.48	34.2	12.27	29.43	300	98	P	V
		5898.92	61.35	-6.85	68.2	44.33	34.2	12.25	29.43	300	98	A	V
	*	6025	104.85	-	-	87.8	34.05	12.47	29.47	300	98	P	V
	*	6025	95.85	-	-	78.8	34.05	12.47	29.47	300	98	A	V
													V
													V
Remark	1. No other spurious found. 2. All results are PASS against Peak and Average limit line.												

Band 6 - 6425~6525MHz

WIFI 802.11a Full (Harmonic @ 3m)

WIFI Ant. 6+7	Note	Frequency (MHz)	Level (dBμV/m)	Margin (dB)	Limit Line (dBμV/m)	Read Level (dBμV)	Antenna Factor (dB/m)	Path Loss (dB)	Preamp Factor (dB)	Ant Pos (cm)	Table Pos (deg)	Peak Avg. (P/A)	Pol. (H/V)
802.11a CH 97 6435MHz		12870	49.79	-38.41	88.2	57.34	39.84	18.49	65.88	-	-	P	H
		19305	35.88	-38.12	74	56.32	38.16	-3.32	55.28	-	-	P	H
													H
													H
													H
													H
													H
													H
													H
													H
													H
													H
		12870	49.6	-38.6	88.2	57.15	39.84	18.49	65.88	-	-	P	V
		19305	35.03	-38.97	74	55.47	38.16	-3.32	55.28	-	-	P	V
													V
													V
													V
													V
													V
													V
													V
													V
													V
													V

WIFI Ant. 6+7	Note	Frequency (MHz)	Level (dBμV/m)	Margin (dB)	Limit Line (dBμV/m)	Read Level (dBμV)	Antenna Factor (dB/m)	Path Loss (dB)	Preamp Factor (dB)	Ant Pos (cm)	Table Pos (deg)	Peak Avg. (P/A)	Pol. (H/V)
802.11a CH 105 6475MHz		12950	55.82	-32.38	88.2	63.14	40	18.53	65.85	288	82	P	H
		12950	45.7	-22.5	68.2	53.02	40	18.53	65.85	288	82	A	H
		19425	37.16	-36.84	74	57.56	38.1	-3.27	55.23	-	-	P	H
													H
													H
													H
													H
													H
													H
													H
													H
													H
		12950	49.18	-39.02	88.2	56.5	40	18.53	65.85	-	-	P	V
		19425	36.57	-37.43	74	56.97	38.1	-3.27	55.23	-	-	P	V
													V
													V
													V
													V
													V
													V
													V
													V
													V
													V

WIFI Ant. 6+7	Note	Frequency (MHz)	Level (dBμV/m)	Margin (dB)	Limit Line (dBμV/m)	Read Level (dBμV)	Antenna Factor (dB/m)	Path Loss (dB)	Preamp Factor (dB)	Ant Pos (cm)	Table Pos (deg)	Peak Avg. (P/A)	Pol. (H/V)
802.11a CH 113 6515MHz		13050	48.82	-39.38	88.2	56.16	39.9	18.61	65.85	-	-	P	H
		19545	35.47	-38.53	74	55.74	38.16	-3.25	55.18	-	-	P	H
													H
													H
													H
													H
													H
													H
													H
													H
													H
													H
		13050	48.24	-39.96	88.2	55.58	39.9	18.61	65.85	-	-	P	V
		19545	34.28	-39.72	74	54.55	38.16	-3.25	55.18	-	-	P	V
													V
													V
													V
													V
													V
													V
													V
													V
													V
													V
Remark	1. No other spurious found. 2. All results are PASS against Peak and Average limit line. 3. The emission position marked as "-" means no suspected emission found with sufficient margin against limit line or noise floor only.												

Band 6 6425~6525MHz

WIFI 802.11ax HE20 Full (Harmonic @ 3m)

WIFI Ant. 6+7	Note	Frequency (MHz)	Level (dBμV/m)	Margin (dB)	Limit Line (dBμV/m)	Read Level (dBμV)	Antenna Factor (dB/m)	Path Loss (dB)	Preamp Factor (dB)	Ant Pos (cm)	Table Pos (deg)	Peak Avg. (P/A)	Pol. (H/V)
		12870	53.72	-34.48	88.2	61.27	39.84	18.49	65.88	100	52	P	H
		12870	42.78	-25.42	68.2	50.33	39.84	18.49	65.88	100	52	A	H
		19305	35.22	-38.78	74	55.66	38.16	-3.32	55.28	-	-	P	H
													H
													H
													H
													H
													H
													H
													H
802.11ax													H
HE20 Full													H
CH 97		12870	52.95	-35.25	88.2	60.5	39.84	18.49	65.88	190	7	P	V
6435MHz		12870	42.25	-25.95	68.2	49.8	39.84	18.49	65.88	190	7	A	V
		19305	34.78	-39.22	74	55.22	38.16	-3.32	55.28	-	-	P	V
													V
													V
													V
													V
													V
													V
													V
													V
													V

WIFI Ant. 6+7	Note	Frequency (MHz)	Level (dBμV/m)	Margin (dB)	Limit Line (dBμV/m)	Read Level (dBμV)	Antenna Factor (dB/m)	Path Loss (dB)	Preamp Factor (dB)	Ant Pos (cm)	Table Pos (deg)	Peak Avg. (P/A)	Pol. (H/V)
		12950	52.3	-35.9	88.2	59.62	40	18.53	65.85	100	53	P	H
		12950	43.72	-24.48	68.2	51.04	40	18.53	65.85	100	53	A	H
		19425	33.93	-40.07	74	54.33	38.1	-3.27	55.23	-	-	P	H
													H
													H
													H
													H
													H
													H
													H
802.11ax													H
HE20 Full													H
CH 105		12950	52.8	-35.4	88.2	60.12	40	18.53	65.85	186	5	P	V
6475MHz		12950	43.04	-25.16	68.2	50.36	40	18.53	65.85	186	5	A	V
		19425	35.77	-38.23	74	56.17	38.1	-3.27	55.23	-	-	P	V
													V
													V
													V
													V
													V
													V
													V
													V
													V

WIFI Ant. 6+7	Note	Frequency (MHz)	Level (dBμV/m)	Margin (dB)	Limit Line (dBμV/m)	Read Level (dBμV)	Antenna Factor (dB/m)	Path Loss (dB)	Preamp Factor (dB)	Ant Pos (cm)	Table Pos (deg)	Peak Avg. (P/A)	Pol. (H/V)
		13030	51.55	-36.65	88.2	58.9	39.9	18.59	65.84	100	54	P	H
		13030	43.23	-24.97	68.2	50.58	39.9	18.59	65.84	100	54	A	H
		19545	35.8	-38.2	74	56.07	38.16	-3.25	55.18	-	-	P	H
													H
													H
													H
													H
													H
													H
													H
802.11ax													H
HE20 Full													H
CH 113		13030	53.19	-35.01	88.2	60.54	39.9	18.59	65.84	176	6	P	V
6515MHz		13030	42.66	-25.54	68.2	50.01	39.9	18.59	65.84	176	6	A	V
		19545	35.47	-38.53	74	55.74	38.16	-3.25	55.18	-	-	P	V
													V
													V
													V
													V
													V
													V
													V
													V
													V

Remark

1. No other spurious found.
2. All results are PASS against Peak and Average limit line.
3. The emission position marked as "-" means no suspected emission found with sufficient margin against limit line or noise floor only.

Band 6 6425~6525MHz

WIFI 802.11ax HE40 Full (Harmonic @ 3m)

WIFI Ant. 6+7	Note	Frequency (MHz)	Level (dBμV/m)	Margin (dB)	Limit Line (dBμV/m)	Read Level (dBμV)	Antenna Factor (dB/m)	Path Loss (dB)	Preamp Factor (dB)	Ant Pos (cm)	Table Pos (deg)	Peak Avg. (P/A)	Pol. (H/V)
		12890	51.13	-37.07	88.2	58.62	39.88	18.5	65.87	100	52	P	H
		12890	41.22	-26.98	68.2	48.71	39.88	18.5	65.87	100	52	A	H
		19335	33.42	-40.58	74	54.08	37.92	-3.31	55.27	-	-	P	H
													H
													H
													H
													H
													H
													H
													H
802.11ax													H
HE40 Full													H
CH 99		12890	48.73	-39.47	88.2	56.22	39.88	18.5	65.87	174	7	P	V
6445MHz		12890	40.28	-27.92	68.2	47.77	39.88	18.5	65.87	174	7	A	V
		19335	34.58	-39.42	74	55.24	37.92	-3.31	55.27	-	-	P	V
													V
													V
													V
													V
													V
													V
													V
													V
													V

WIFI Ant. 6+7	Note	Frequency (MHz)	Level (dBµV/m)	Margin (dB)	Limit Line (dBµV/m)	Read Level (dBµV)	Antenna Factor (dB/m)	Path Loss (dB)	Preamp Factor (dB)	Ant Pos (cm)	Table Pos (deg)	Peak Avg. (P/A)	Pol. (H/V)
		12970	48.64	-39.56	88.2	55.97	39.96	18.55	65.84	-	-	P	H
		19455	35.39	-38.61	74	55.89	37.98	-3.26	55.22	-	-	P	H
													H
													H
													H
													H
													H
													H
													H
													H
802.11ax													H
HE40 Full													H
CH 107		12970	48.82	-39.38	88.2	56.15	39.96	18.55	65.84	-	-	P	V
6485MHz		19455	35.73	-38.27	74	56.23	37.98	-3.26	55.22	-	-	P	V
													V
													V
													V
													V
													V
													V
													V
													V
													V
													V

WIFI Ant. 6+7	Note	Frequency (MHz)	Level (dBμV/m)	Margin (dB)	Limit Line (dBμV/m)	Read Level (dBμV)	Antenna Factor (dB/m)	Path Loss (dB)	Preamp Factor (dB)	Ant Pos (cm)	Table Pos (deg)	Peak Avg. (P/A)	Pol. (H/V)
		13050	50.87	-37.33	88.2	58.21	39.9	18.61	65.85	289	80	P	H
		13050	41.6	-26.6	68.2	48.94	39.9	18.61	65.85	289	80	A	H
		19575	34.53	-39.47	74	54.71	38.25	-3.26	55.17	-	-	P	H
													H
													H
													H
													H
													H
													H
													H
802.11ax													H
HE40 Full													H
CH 115		13050	50.75	-37.45	88.2	58.09	39.9	18.61	65.85	400	87	P	V
6525MHz		13050	40.83	-27.37	68.2	48.17	39.9	18.61	65.85	400	87	A	V
		19575	34.84	-39.16	74	55.02	38.25	-3.26	55.17	-	-	P	V
													V
													V
													V
													V
													V
													V
													V
													V
													V

Remark

1. No other spurious found.
2. All results are PASS against Peak and Average limit line.
3. The emission position marked as "-" means no suspected emission found with sufficient margin against limit line or noise floor only.

Band 6 6425~6525MHz

WIFI 802.11ax HE80 Full (Harmonic @ 3m)

WIFI Ant. 6+7	Note	Frequency (MHz)	Level (dBμV/m)	Margin (dB)	Limit Line (dBμV/m)	Read Level (dBμV)	Antenna Factor (dB/m)	Path Loss (dB)	Preamp Factor (dB)	Ant Pos (cm)	Table Pos (deg)	Peak Avg. (P/A)	Pol. (H/V)
		12930	49.51	-38.69	88.2	56.89	39.96	18.52	65.86	100	52	P	H
		12930	40.65	-27.55	68.2	48.03	39.96	18.52	65.86	100	52	A	H
		19395	36.19	-37.81	74	56.55	38.16	-3.28	55.24	-	-	P	H
													H
													H
													H
													H
													H
													H
													H
802.11ax													H
HE80 Full													H
CH 103		12930	48.49	-39.71	88.2	55.87	39.96	18.52	65.86	-	-	P	V
6465MHz		19395	34.3	-39.7	74	54.66	38.16	-3.28	55.24	-	-	P	V
													V
													V
													V
													V
													V
													V
													V
													V
													V
													V
Remark	1. No other spurious found. 2. All results are PASS against Peak and Average limit line. 3. The emission position marked as "-" means no suspected emission found with sufficient margin against limit line or noise floor only.												

Band 6 6425~6525MHz

WIFI 802.11ax HE160 Full (Harmonic @ 3m)

WIFI Ant. 6+7	Note	Frequency (MHz)	Level (dBμV/m)	Margin (dB)	Limit Line (dBμV/m)	Read Level (dBμV)	Antenna Factor (dB/m)	Path Loss (dB)	Preamp Factor (dB)	Ant Pos (cm)	Table Pos (deg)	Peak Avg. (P/A)	Pol. (H/V)
		13010	48.12	-40.08	88.2	55.48	39.9	18.57	65.83	-	-	P	H
		19515	35.37	-38.63	74	55.88	37.92	-3.24	55.19	-	-	P	H
													H
													H
													H
													H
													H
													H
													H
													H
													H
802.11ax													H
HE160 Full													H
CH 111		13010	48.13	-40.07	88.2	55.49	39.9	18.57	65.83	-	-	P	V
6505MHz		19515	35.09	-38.91	74	55.6	37.92	-3.24	55.19	-	-	P	V
													V
													V
													V
													V
													V
													V
													V
													V
													V
													V
Remark	1. No other spurious found. 2. All results are PASS against Peak and Average limit line. 3. The emission position marked as "-" means no suspected emission found with sufficient margin against limit line or noise floor only.												

Band 7 - 6525~6875MHz

WIFI 802.11a Full (Harmonic @ 3m)

WIFI Ant. 6+7	Note	Frequency (MHz)	Level (dBμV/m)	Margin (dB)	Limit Line (dBμV/m)	Read Level (dBμV)	Antenna Factor (dB/m)	Path Loss (dB)	Preamp Factor (dB)	Ant Pos (cm)	Table Pos (deg)	Peak Avg. (P/A)	Pol. (H/V)
		13070	49.03	-39.17	88.2	56.4	39.86	18.63	65.86	-	-	P	H
		19605	35.03	-38.97	74	55.19	38.27	-3.27	55.16	-	-	P	H
													H
													H
													H
													H
													H
													H
													H
													H
													H
802.11a CH 117 6535MHz													H
		13070	48.98	-39.22	88.2	56.35	39.86	18.63	65.86	-	-	P	V
		19605	35.53	-38.47	74	55.69	38.27	-3.27	55.16	-	-	P	V
													V
													V
													V
													V
													V
													V
													V
													V
													V
													V

WIFI Ant. 6+7	Note	Frequency (MHz)	Level (dBμV/m)	Margin (dB)	Limit Line (dBμV/m)	Read Level (dBμV)	Antenna Factor (dB/m)	Path Loss (dB)	Preamp Factor (dB)	Ant Pos (cm)	Table Pos (deg)	Peak Avg. (P/A)	Pol. (H/V)
		13390	49.4	-24.6	74	56.14	40.3	18.95	65.99	-	-	P	H
		13390	40.48	-13.52	54	47.22	40.3	18.95	65.99	-	-	A	H
		20085	34.27	-39.73	74	54.59	38.03	-3.35	55	-	-	P	H
													H
													H
													H
													H
													H
													H
													H
													H
802.11a CH 149 6695MHz													H
		13390	49.2	-24.8	74	55.94	40.3	18.95	65.99	-	-	P	V
		13390	40.62	-13.38	54	47.36	40.3	18.95	65.99	-	-	A	V
		20085	34.33	-39.67	74	54.65	38.03	-3.35	55	-	-	P	V
													V
													V
													V
													V
													V
													V
													V
													V
													V