WIFI Ant. 6+7	Note	Frequency (MHz)	Level (dBμV/m)	Margin (dB)	Limit Line (dBμV/m)	Read Level (dBμV)	Antenna Factor (dB/m)	Path Loss (dB)	Preamp Factor (dB)	Ant Pos (cm)	Table Pos (deg)	Peak Avg. (P/A)	Pol. (H/V)
802.11a CH 185 6875MHz		13750	49.3	-38.9	88.2	55.36	40.7	19.31	66.07	-	-	P	H
		20625	34.77	-39.23	74	55.14	37.85	-3.25	54.97	-	-	P	H
													H
													H
													H
													H
													H
													H
													H
													H
													H
													H
		13750	49.17	-39.03	88.2	55.23	40.7	19.31	66.07	-	-	P	V
		20625	34.96	-39.04	74	55.33	37.85	-3.25	54.97	-	-	P	V
													V
													V
													V
													V
													V
													V
													V
													V
													V
													V
Remark	1. No other spurious found. 2. All results are PASS against Peak and Average limit line. 3. The emission position marked as "-" means no suspected emission found with sufficient margin against limit line or noise floor only.												

Band 7 6525~6875MHz

WIFI 802.11ax HE20 Full (Harmonic @ 3m)

WIFI Ant. 6+7	Note	Frequency (MHz)	Level (dBμV/m)	Margin (dB)	Limit Line (dBμV/m)	Read Level (dBμV)	Antenna Factor (dB/m)	Path Loss (dB)	Preamp Factor (dB)	Ant Pos (cm)	Table Pos (deg)	Peak Avg. (P/A)	Pol. (H/V)
		13070	48.49	-39.71	88.2	55.86	39.86	18.63	65.86	-	-	P	H
		19605	35.35	-38.65	74	55.51	38.27	-3.27	55.16	-	-	P	H
													H
													H
													H
													H
													H
													H
													H
													H
802.11ax													H
HE20 Full													H
CH 117		13070	48.93	-39.27	88.2	56.3	39.86	18.63	65.86	-	-	P	V
6535MHz		19605	35.39	-38.61	74	55.55	38.27	-3.27	55.16	-	-	P	V
													V
													V
													V
													V
													V
													V
													V
													V
													V
													V

WIFI Ant. 6+7	Note	Frequency (MHz)	Level (dBμV/m)	Margin (dB)	Limit Line (dBμV/m)	Read Level (dBμV)	Antenna Factor (dB/m)	Path Loss (dB)	Preamp Factor (dB)	Ant Pos (cm)	Table Pos (deg)	Peak Avg. (P/A)	Pol. (H/V)
		13390	49.04	-24.96	74	55.78	40.3	18.95	65.99	-	-	P	H
		13390	39.7	-14.3	54	46.44	40.3	18.95	65.99	-	-	A	H
		20085	34.2	-39.8	74	54.52	38.03	-3.35	55	-	-	P	H
													H
													H
													H
													H
													H
													H
													H
802.11ax													H
HE20 Full													H
CH 149		13390	49.25	-24.75	74	55.99	40.3	18.95	65.99	-	-	P	V
6695MHz		13390	39.83	-14.17	54	46.57	40.3	18.95	65.99	-	-	A	V
		20085	33.4	-40.6	74	53.72	38.03	-3.35	55	-	-	P	V
													V
													V
													V
													V
													V
													V
													V
													V
													V

WIFI Ant. 6+7	Note	Frequency (MHz)	Level (dBμV/m)	Margin (dB)	Limit Line (dBμV/m)	Read Level (dBμV)	Antenna Factor (dB/m)	Path Loss (dB)	Preamp Factor (dB)	Ant Pos (cm)	Table Pos (deg)	Peak Avg. (P/A)	Pol. (H/V)
		13750	49.74	-38.46	88.2	55.8	40.7	19.31	66.07	-	-	P	H
		20625	35.86	-38.14	74	56.23	37.85	-3.25	54.97	-	-	P	H
													H
													H
													H
													H
													H
													H
													H
													H
802.11ax													H
HE20 Full													H
CH 185		13750	48.56	-39.64	88.2	54.62	40.7	19.31	66.07	-	-	P	V
6875MHz		20625	34.32	-39.68	74	54.69	37.85	-3.25	54.97	-	-	P	V
													V
													V
													V
													V
													V
													V
													V
													V
													V
													V
Remark	1. No other spurious found. 2. All results are PASS against Peak and Average limit line. 3. The emission position marked as "-" means no suspected emission found with sufficient margin against limit line or noise floor only.												

Band 7 - 6525~6875MHz

WIFI 802.11ax HE40 Full (Harmonic @ 3m)

WIFI Ant. 6+7	Note	Frequency (MHz)	Level (dBμV/m)	Margin (dB)	Limit Line (dBμV/m)	Read Level (dBμV)	Antenna Factor (dB/m)	Path Loss (dB)	Preamp Factor (dB)	Ant Pos (cm)	Table Pos (deg)	Peak Avg. (P/A)	Pol. (H/V)
		13130	49.3	-38.9	88.2	56.63	39.86	18.69	65.88	-	-	P	H
		19695	36.83	-37.17	74	57.06	38.18	-3.29	55.12	-	-	P	H
													H
													H
													H
													H
													H
													H
													H
													H
802.11ax													H
HE40 Full													H
CH 123		13130	49.04	-39.16	88.2	56.37	39.86	18.69	65.88	-	-	P	V
6565MHz		19695	35.52	-38.48	74	55.75	38.18	-3.29	55.12	-	-	P	V
													V
													V
													V
													V
													V
													V
													V
													V
													V
													V

WIFI Ant. 6+7	Note	Frequency (MHz)	Level (dBμV/m)	Margin (dB)	Limit Line (dBμV/m)	Read Level (dBμV)	Antenna Factor (dB/m)	Path Loss (dB)	Preamp Factor (dB)	Ant Pos (cm)	Table Pos (deg)	Peak Avg. (P/A)	Pol. (H/V)
		13370	50.16	-23.84	74	56.91	40.3	18.93	65.98	400	60	P	H
		13370	40.37	-13.63	54	47.12	40.3	18.93	65.98	400	60	A	H
		20055	34.02	-39.98	74	54.28	38.09	-3.35	55	-	-	P	H
													H
													H
													H
													H
													H
													H
													H
802.11ax													H
HE40 Full													H
CH 147		13370	49.37	-24.63	74	56.12	40.3	18.93	65.98	141	331	P	V
6685MHz		13370	40.18	-13.82	54	46.93	40.3	18.93	65.98	141	331	A	V
		20055	33.59	-40.41	74	53.85	38.09	-3.35	55	-	-	P	V
													V
													V
													V
													V
													V
													V
													V
													V
													V

WIFI Ant. 6+7	Note	Frequency (MHz)	Level (dBμV/m)	Margin (dB)	Limit Line (dBμV/m)	Read Level (dBμV)	Antenna Factor (dB/m)	Path Loss (dB)	Preamp Factor (dB)	Ant Pos (cm)	Table Pos (deg)	Peak Avg. (P/A)	Pol. (H/V)
		13770	49.23	-38.97	88.2	55.36	40.62	19.33	66.08	-	-	P	H
		20655	35.77	-38.23	74	56.07	37.91	-3.24	54.97	-	-	P	H
													H
													H
													H
													H
													H
													H
													H
													H
802.11ax													H
HE40 Full													H
CH 187		13770	48.96	-39.24	88.2	55.09	40.62	19.33	66.08	-	-	P	V
6885MHz		20655	35.58	-38.42	74	55.88	37.91	-3.24	54.97	-	-	P	V
													V
													V
													V
													V
													V
													V
													V
													V
													V
													V
Remark	1. No other spurious found. 2. All results are PASS against Peak and Average limit line. 3. The emission position marked as "-" means no suspected emission found with sufficient margin against limit line or noise floor only.												

Band 7 - 6525~6875MHz

WIFI 802.11ax HE80 Full (Harmonic @ 3m)

WIFI Ant. 6+7	Note	Frequency (MHz)	Level (dBμV/m)	Margin (dB)	Limit Line (dBμV/m)	Read Level (dBμV)	Antenna Factor (dB/m)	Path Loss (dB)	Preamp Factor (dB)	Ant Pos (cm)	Table Pos (deg)	Peak Avg. (P/A)	Pol. (H/V)
		13250	50.09	-23.91	74	57.41	39.8	18.81	65.93	357	161	P	H
		13250	40.48	-13.52	54	47.8	39.8	18.81	65.93	357	161	A	H
		19875	34.2	-39.8	74	54.48	38.1	-3.33	55.05	-	-	P	H
													H
													H
													H
													H
													H
													H
													H
802.11ax													H
HE80 Full													H
CH 135		13250	49.59	-24.41	74	56.91	39.8	18.81	65.93	181	216	P	V
6625MHz		13250	40.28	-13.72	54	47.6	39.8	18.81	65.93	181	216	A	V
		19875	35	-39	74	55.28	38.1	-3.33	55.05	-	-	P	V
													V
													V
													V
													V
													V
													V
													V
													V
													V

WIFI Ant. 6+7	Note	Frequency (MHz)	Level (dBμV/m)	Margin (dB)	Limit Line (dBμV/m)	Read Level (dBμV)	Antenna Factor (dB/m)	Path Loss (dB)	Preamp Factor (dB)	Ant Pos (cm)	Table Pos (deg)	Peak Avg. (P/A)	Pol. (H/V)
		13410	50.98	-37.22	88.2	57.7	40.3	18.97	65.99	238	210	P	H
		13410	40.3	-27.9	68.2	47.02	40.3	18.97	65.99	238	210	A	H
		20115	34.79	-39.21	74	55.1	38.03	-3.34	55	-	-	P	H
													H
													H
													H
													H
													H
													H
													H
802.11ax													H
HE80 Full													H
CH 151		13410	49.59	-38.61	88.2	56.31	40.3	18.97	65.99	371	230	P	V
6705MHz		13410	40.55	-27.65	68.2	47.27	40.3	18.97	65.99	371	230	A	V
		20115	35.42	-38.58	74	55.73	38.03	-3.34	55	-	-	P	V
													V
													V
													V
													V
													V
													V
													V
													V
													V

WIFI Ant. 6+7	Note	Frequency (MHz)	Level (dBμV/m)	Margin (dB)	Limit Line (dBμV/m)	Read Level (dBμV)	Antenna Factor (dB/m)	Path Loss (dB)	Preamp Factor (dB)	Ant Pos (cm)	Table Pos (deg)	Peak Avg. (P/A)	Pol. (H/V)
		13730	50.65	-37.55	88.2	56.81	40.62	19.29	66.07	220	237	P	H
		13730	41.12	-27.08	68.2	47.28	40.62	19.29	66.07	220	237	A	H
		20595	34.65	-39.35	74	55.07	37.82	-3.26	54.98	-	-	P	H
													H
													H
													H
													H
													H
													H
													H
802.11ax													H
HE80 Full													H
CH 183		13730	50.2	-38	88.2	56.36	40.62	19.29	66.07	359	129	P	V
6865MHz		13730	40.95	-27.25	68.2	47.11	40.62	19.29	66.07	359	129	A	V
		20595	34.25	-39.75	74	54.67	37.82	-3.26	54.98	-	-	P	V
													V
													V
													V
													V
													V
													V
													V
													V
													V

Remark

1. No other spurious found.
2. All results are PASS against Peak and Average limit line.
3. The emission position marked as "-" means no suspected emission found with sufficient margin against limit line or noise floor only.

Band 7 - 6525~6875MHz

WIFI 802.11ax HE160 Full (Harmonic @ 3m)

WIFI Ant. 6+7	Note	Frequency (MHz)	Level (dBμV/m)	Margin (dB)	Limit Line (dBμV/m)	Read Level (dBμV)	Antenna Factor (dB/m)	Path Loss (dB)	Preamp Factor (dB)	Ant Pos (cm)	Table Pos (deg)	Peak Avg. (P/A)	Pol. (H/V)
		13330	48.95	-25.05	74	55.88	40.14	18.89	65.96	-	-	P	H
		19995	35.08	-38.92	74	55.63	37.81	-3.36	55	-	-	P	H
													H
													H
													H
													H
													H
													H
													H
													H
802.11ax													H
HE160 Full													H
CH 143		13330	48.78	-25.22	74	55.71	40.14	18.89	65.96	-	-	P	V
6665MHz		19995	34.84	-39.16	74	55.39	37.81	-3.36	55	-	-	P	V
													V
													V
													V
													V
													V
													V
													V
													V
													V
													V

WIFI Ant. 6+7	Note	Frequency (MHz)	Level (dBμV/m)	Margin (dB)	Limit Line (dBμV/m)	Read Level (dBμV)	Antenna Factor (dB/m)	Path Loss (dB)	Preamp Factor (dB)	Ant Pos (cm)	Table Pos (deg)	Peak Avg. (P/A)	Pol. (H/V)
		13650	48.35	-39.85	88.2	54.8	40.4	19.21	66.06	-	-	P	H
		20475	34.99	-39.01	74	55.32	37.95	-3.28	55	-	-	P	H
													H
													H
													H
													H
													H
													H
													H
													H
802.11ax													H
HE160 Full													H
CH 175		13650	48.13	-40.07	88.2	54.58	40.4	19.21	66.06	-	-	P	V
6825MHz		20475	35.44	-38.56	74	55.77	37.95	-3.28	55	-	-	P	V
													V
													V
													V
													V
													V
													V
													V
													V
													V
													V

Remark

1. No other spurious found.
2. All results are PASS against Peak and Average limit line.
3. The emission position marked as "-" means no suspected emission found with sufficient margin against limit line or noise floor only.

Band 8 - 6875~7125MHz

WIFI 802.11a (Band Edge @ 3m)

WIFI Ant. 6+7	Note	Frequency (MHz)	Level (dBμV/m)	Margin (dB)	Limit Line (dBμV/m)	Read Level (dBμV)	Antenna Factor (dB/m)	Path Loss (dB)	Preamp Factor (dB)	Ant Pos (cm)	Table Pos (deg)	Peak Avg. (P/A)	Pol. (H/V)
802.11a CH 233 7115MHz	*	7115	98.2	-	-	78.78	36.49	13.12	30.19	319	352	P	H
	*	7115	93.19	-	-	73.77	36.49	13.12	30.19	319	352	A	H
		7125	70.9	-17.3	88.2	51.4	36.55	13.14	30.19	319	352	P	H
		7125	61.87	-6.33	68.2	42.37	36.55	13.14	30.19	319	352	A	H
													H
													H
	*	7115	96.93	-	-	77.51	36.49	13.12	30.19	311	54	P	V
	*	7115	90.02	-	-	70.6	36.49	13.12	30.19	311	54	A	V
		7125	67.76	-20.44	88.2	48.26	36.55	13.14	30.19	311	54	P	V
		7125	58.51	-9.69	68.2	39.01	36.55	13.14	30.19	311	54	A	V
													V
													V
Remark	1. No other spurious found. 2. All results are PASS against Peak and Average limit line.												

Band 8 - 6875~7125MHz

WIFI 802.11a (Harmonic @ 3m)

WIFI Ant. 6+7	Note	Frequency (MHz)	Level (dBμV/m)	Margin (dB)	Limit Line (dBμV/m)	Read Level (dBμV)	Antenna Factor (dB/m)	Path Loss (dB)	Preamp Factor (dB)	Ant Pos (cm)	Table Pos (deg)	Peak Avg. (P/A)	Pol. (H/V)
802.11a CH 189 6895MHz		13790	49.53	-38.67	88.2	55.72	40.54	19.35	66.08	-	-	P	H
		20685	35.01	-38.99	74	55.23	37.97	-3.23	54.96	-	-	P	H
													H
													H
													H
													H
													H
													H
													H
													H
													H
													H
		13790	49.75	-38.45	88.2	55.94	40.54	19.35	66.08	-	-	P	V
		20685	34.8	-39.2	74	55.02	37.97	-3.23	54.96	-	-	P	V
													V
													V
													V
													V
													V
													V
													V
													V
													V
													V

WIFI Ant. 6+7	Note	Frequency (MHz)	Level (dBμV/m)	Margin (dB)	Limit Line (dBμV/m)	Read Level (dBμV)	Antenna Factor (dB/m)	Path Loss (dB)	Preamp Factor (dB)	Ant Pos (cm)	Table Pos (deg)	Peak Avg. (P/A)	Pol. (H/V)
802.11a CH 209 6995MHz		13990	48.52	-39.68	88.2	54.17	40.92	19.55	66.12	-	-	P	H
		20985	35.25	-38.75	74	55.53	37.77	-3.15	54.9	-	-	P	H
													H
													H
													H
													H
													H
													H
													H
													H
													H
													H
		13990	49.87	-38.33	88.2	55.52	40.92	19.55	66.12	-	-	P	V
		20985	35.1	-38.9	74	55.38	37.77	-3.15	54.9	-	-	P	V
													V
													V
													V
													V
													V
													V
													V
													V
													V
													V

WIFI Ant. 6+7	Note	Frequency (MHz)	Level (dBμV/m)	Margin (dB)	Limit Line (dBμV/m)	Read Level (dBμV)	Antenna Factor (dB/m)	Path Loss (dB)	Preamp Factor (dB)	Ant Pos (cm)	Table Pos (deg)	Peak Avg. (P/A)	Pol. (H/V)
802.11a CH 233 7115MHz		14230	50.16	-38.04	88.2	55.54	41.04	19.72	66.14	-	-	P	H
		21345	35.53	-38.47	74	55.46	38.11	-3.14	54.9	-	-	P	H
													H
													H
													H
													H
													H
													H
													H
													H
													H
													H
		14230	50.16	-38.04	88.2	55.54	41.04	19.72	66.14	-	-	P	V
		21345	35.53	-38.47	74	55.46	38.11	-3.14	54.9	-	-	P	V
													V
													V
													V
													V
													V
													V
													V
													V
													V
													V
Remark	1. No other spurious found. 2. All results are PASS against Peak and Average limit line. 3. The emission position marked as "-" means no suspected emission found with sufficient margin against limit line or noise floor only.												

Band 8 6875~7125MHz

WIFI 802.11ax HE20 Full (Band Edge @ 3m)

WIFI Ant. 6+7	Note	Frequency (MHz)	Level (dBμV/m)	Margin (dB)	Limit Line (dBμV/m)	Read Level (dBμV)	Antenna Factor (dB/m)	Path Loss (dB)	Preamp Factor (dB)	Ant Pos (cm)	Table Pos (deg)	Peak Avg. (P/A)	Pol. (H/V)
802.11ax HE20 Full CH 233 7115MHz	*	7115	102.47	-	-	83.05	36.49	13.12	30.19	329	360	P	H
	*	7115	93.63	-	-	74.21	36.49	13.12	30.19	329	360	A	H
		7125	72.08	-16.12	88.2	52.58	36.55	13.14	30.19	329	360	P	H
		7125	62.35	-5.85	68.2	42.85	36.55	13.14	30.19	329	360	A	H
													H
													H
	*	7115	100.51	-	-	81.09	36.49	13.12	30.19	305	46	P	V
	*	7115	92.76	-	-	73.34	36.49	13.12	30.19	305	46	A	V
		7125	70.76	-17.44	88.2	51.26	36.55	13.14	30.19	305	46	P	V
		7125	61.33	-6.87	68.2	41.83	36.55	13.14	30.19	305	46	A	V
													V
													V
Remark	1. No other spurious found. 2. All results are PASS against Peak and Average limit line.												

Band 8 - 6875~7125MHz

WIFI 802.11ax HE20 (Harmonic @ 3m)

WIFI Ant. 6+7	Note	Frequency (MHz)	Level (dBμV/m)	Margin (dB)	Limit Line (dBμV/m)	Read Level (dBμV)	Antenna Factor (dB/m)	Path Loss (dB)	Preamp Factor (dB)	Ant Pos (cm)	Table Pos (deg)	Peak Avg. (P/A)	Pol. (H/V)
		13790	48.95	-39.25	88.2	55.14	40.54	19.35	66.08	-	-	P	H
		20685	35.05	-38.95	74	55.27	37.97	-3.23	54.96	-	-	P	H
													H
													H
													H
													H
													H
													H
													H
													H
802.11ax													H
HE20 Full													H
CH 189		13790	49.18	-39.02	88.2	55.37	40.54	19.35	66.08	-	-	P	V
6895MHz		20685	35.44	-38.56	74	55.66	37.97	-3.23	54.96	-	-	P	V
													V
													V
													V
													V
													V
													V
													V
													V
													V
													V

WIFI Ant. 6+7	Note	Frequency (MHz)	Level (dBμV/m)	Margin (dB)	Limit Line (dBμV/m)	Read Level (dBμV)	Antenna Factor (dB/m)	Path Loss (dB)	Preamp Factor (dB)	Ant Pos (cm)	Table Pos (deg)	Peak Avg. (P/A)	Pol. (H/V)
		13990	48.36	-39.84	88.2	54.01	40.92	19.55	66.12	-	-	P	H
		20985	35.13	-38.87	74	55.41	37.77	-3.15	54.9	-	-	P	H
													H
													H
													H
													H
													H
													H
													H
													H
802.11ax													H
HE20 Full													H
CH 209		13990	48.25	-39.95	88.2	53.9	40.92	19.55	66.12	-	-	P	V
6995MHz		20985	34.79	-39.21	74	55.07	37.77	-3.15	54.9	-	-	P	V
													V
													V
													V
													V
													V
													V
													V
													V
													V
													V

WIFI Ant. 6+7	Note	Frequency (MHz)	Level (dBμV/m)	Margin (dB)	Limit Line (dBμV/m)	Read Level (dBμV)	Antenna Factor (dB/m)	Path Loss (dB)	Preamp Factor (dB)	Ant Pos (cm)	Table Pos (deg)	Peak Avg. (P/A)	Pol. (H/V)
		14230	48.96	-39.24	88.2	54.34	41.04	19.72	66.14	-	-	P	H
		21345	34.95	-39.05	74	54.88	38.11	-3.14	54.9	-	-	P	H
													H
													H
													H
													H
													H
													H
													H
													H
802.11ax													H
HE20 Full													H
CH 233		14230	49.89	-38.31	88.2	55.27	41.04	19.72	66.14	-	-	P	V
7115MHz		21345	35.53	-38.47	74	55.46	38.11	-3.14	54.9	-	-	P	V
													V
													V
													V
													V
													V
													V
													V
													V
													V
													V

Remark

1. No other spurious found.
2. All results are PASS against Peak and Average limit line.
3. The emission position marked as "-" means no suspected emission found with sufficient margin against limit line or noise floor only.

Band 8 - 6875~7125MHz

WIFI 802.11ax HE20 Partial 106 (Band Edge @ 3m)

WIFI Ant. 6+7	Note	Frequency (MHz)	Level (dBμV/m)	Margin (dB)	Limit Line (dBμV/m)	Read Level (dBμV)	Antenna Factor (dB/m)	Path Loss (dB)	Preamp Factor (dB)	Ant Pos (cm)	Table Pos (deg)	Peak Avg. (P/A)	Pol. (H/V)
802.11ax HE20 Partial 106/54 CH 233 7115MHz	*	7115	101.9	-	-	82.48	36.49	13.12	30.19	318	351	P	H
	*	7115	94.91	-	-	75.49	36.49	13.12	30.19	318	351	A	H
		7125.25	78.57	-9.63	88.2	59.07	36.55	13.14	30.19	318	351	P	H
		7125	66.43	-1.77	68.2	46.93	36.55	13.14	30.19	318	351	A	H
													H
													H
	*	7115	97.68	-	-	78.26	36.49	13.12	30.19	308	44	P	V
	*	7115	92.15	-	-	72.73	36.49	13.12	30.19	308	44	A	V
		7125	74.5	-13.7	88.2	55	36.55	13.14	30.19	308	44	P	V
		7125	63.91	-4.29	68.2	44.41	36.55	13.14	30.19	308	44	A	V
													V
													V
Remark	1. No other spurious found. 2. All results are PASS against Peak and Average limit line.												

Band 8 - 6875~7125MHz

WIFI 802.11ax HE40 Full (Band Edge @ 3m)

WIFI Ant. 6+7	Note	Frequency (MHz)	Level (dBμV/m)	Margin (dB)	Limit Line (dBμV/m)	Read Level (dBμV)	Antenna Factor (dB/m)	Path Loss (dB)	Preamp Factor (dB)	Ant Pos (cm)	Table Pos (deg)	Peak Avg. (P/A)	Pol. (H/V)
802.11ax HE40 Full CH 227 7085MHz	*	7085	102.46	-	-	83.2	36.34	13.1	30.18	319	358	P	H
	*	7085	95.54	-	-	76.28	36.34	13.1	30.18	319	358	A	H
		7166.76	61.29	-26.91	88.2	41.51	36.8	13.18	30.2	319	358	P	H
		7214.44	51.15	-17.05	68.2	31.1	37.03	13.23	30.21	319	358	A	H
													H
													H
	*	7085	100.18	-	-	80.92	36.34	13.1	30.18	379	46	P	V
	*	7085	94.32	-	-	75.06	36.34	13.1	30.18	379	46	A	V
		7139.56	60.32	-27.88	88.2	40.72	36.64	13.15	30.19	379	46	P	V
		7224.36	51.3	-16.9	68.2	31.22	37.05	13.24	30.21	379	46	A	V
													V
													V
													V
													V
													V
													V
													V
													V
Remark	1. No other spurious found. 2. All results are PASS against Peak and Average limit line.												

Band 8 - 6875~7125MHz

WIFI 802.11ax HE40 Full (Harmonic @ 3m)

WIFI Ant. 6+7	Note	Frequency (MHz)	Level (dBμV/m)	Margin (dB)	Limit Line (dBμV/m)	Read Level (dBμV)	Antenna Factor (dB/m)	Path Loss (dB)	Preamp Factor (dB)	Ant Pos (cm)	Table Pos (deg)	Peak Avg. (P/A)	Pol. (H/V)
		13850	49.01	-39.19	88.2	55.19	40.5	19.41	66.09	-	-	P	H
		20775	35.49	-38.51	74	55.39	38.25	-3.21	54.94	-	-	P	H
													H
													H
													H
													H
													H
													H
													H
													H
802.11ax													H
HE40 Full													H
CH 195		13850	50.19	-38.01	88.2	56.37	40.5	19.41	66.09	-	-	P	V
6925MHz		20775	35.43	-38.57	74	55.33	38.25	-3.21	54.94	-	-	P	V
													V
													V
													V
													V
													V
													V
													V
													V
													V
													V

WIFI Ant. 6+7	Note	Frequency (MHz)	Level (dBμV/m)	Margin (dB)	Limit Line (dBμV/m)	Read Level (dBμV)	Antenna Factor (dB/m)	Path Loss (dB)	Preamp Factor (dB)	Ant Pos (cm)	Table Pos (deg)	Peak Avg. (P/A)	Pol. (H/V)
		14010	49.42	-38.78	88.2	55.07	40.9	19.57	66.12	-	-	P	H
		21015	35.43	-38.57	74	55.62	37.86	-3.15	54.9	-	-	P	H
													H
													H
													H
													H
													H
													H
													H
													H
802.11ax													H
HE40 Full													H
CH 211		14010	49.61	-38.59	88.2	55.26	40.9	19.57	66.12	-	-	P	V
7005MHz		21015	35.25	-38.75	74	55.44	37.86	-3.15	54.9	-	-	P	V
													V
													V
													V
													V
													V
													V
													V
													V
													V
													V

WIFI Ant. 6+7	Note	Frequency (MHz)	Level (dBμV/m)	Margin (dB)	Limit Line (dBμV/m)	Read Level (dBμV)	Antenna Factor (dB/m)	Path Loss (dB)	Preamp Factor (dB)	Ant Pos (cm)	Table Pos (deg)	Peak Avg. (P/A)	Pol. (H/V)
		14170	49.73	-38.47	88.2	55.09	41.1	19.68	66.14	-	-	P	H
		21255	36.93	-37.07	74	56.77	38.2	-3.14	54.9	-	-	P	H
													H
													H
													H
													H
													H
													H
													H
													H
802.11ax													H
HE40 Full													H
CH 227		14170	48.48	-39.72	88.2	53.84	41.1	19.68	66.14	-	-	P	V
7085MHz		21255	36.87	-37.13	74	56.71	38.2	-3.14	54.9	-	-	P	V
													V
													V
													V
													V
													V
													V
													V
													V
													V
													V
Remark	1. No other spurious found. 2. All results are PASS against Peak and Average limit line. 3. The emission position marked as "-" means no suspected emission found with sufficient margin against limit line or noise floor only.												

Band 8 - 6875~7125MHz

WIFI 802.11ax HE40 Partial 242 (Band Edge @ 3m)

WIFI Ant. 6+7	Note	Frequency (MHz)	Level (dBμV/m)	Margin (dB)	Limit Line (dBμV/m)	Read Level (dBμV)	Antenna Factor (dB/m)	Path Loss (dB)	Preamp Factor (dB)	Ant Pos (cm)	Table Pos (deg)	Peak Avg. (P/A)	Pol. (H/V)
802.11ax HE40 Partial 242/62 CH 227 7085MHz	*	7085	106.45	-	-	87.19	36.34	13.1	30.18	319	350	P	H
	*	7085	97.62	-	-	78.36	36.34	13.1	30.18	319	350	A	H
		7130.92	61.01	-27.19	88.2	41.47	36.59	13.14	30.19	319	350	P	H
		7217	51.03	-17.17	68.2	30.98	37.03	13.23	30.21	319	350	A	H
													H
													H
	*	7085	102.46	-	-	83.2	36.34	13.1	30.18	380	46	P	V
	*	7085	95.58	-	-	76.32	36.34	13.1	30.18	380	46	A	V
		7167.4	61.01	-27.19	88.2	41.23	36.8	13.18	30.2	380	46	P	V
		7222.12	51.09	-17.11	68.2	31.02	37.04	13.24	30.21	380	46	A	V
													V
													V
Remark	1. No other spurious found. 2. All results are PASS against Peak and Average limit line.												

Band 8 - 6875~7125MHz

WIFI 802.11ax HE80 Full (Band Edge @ 3m)

WIFI Ant. 6+7	Note	Frequency (MHz)	Level (dBμV/m)	Margin (dB)	Limit Line (dBμV/m)	Read Level (dBμV)	Antenna Factor (dB/m)	Path Loss (dB)	Preamp Factor (dB)	Ant Pos (cm)	Table Pos (deg)	Peak Avg. (P/A)	Pol. (H/V)
802.11ax HE80 Full CH 215 7025MHz	*	7025	103.36	-	-	84.45	36.05	13.03	30.17	318	356	P	H
	*	7025	95.61	-	-	76.7	36.05	13.03	30.17	318	356	A	H
		7218.92	60.06	-28.14	88.2	40	37.04	13.23	30.21	318	356	P	H
		7218.6	51.61	-16.59	68.2	31.55	37.04	13.23	30.21	318	356	A	H
													H
													H
	*	7025	98.55	-	-	79.64	36.05	13.03	30.17	365	52	P	V
	*	7025	92.03	-	-	73.12	36.05	13.03	30.17	365	52	A	V
		7202.28	60.93	-27.27	88.2	40.93	37	13.21	30.21	365	52	P	V
		7196.2	51.63	-16.57	68.2	31.65	36.98	13.21	30.21	365	52	A	V
													V
													V
Remark	1. No other spurious found. 2. All results are PASS against Peak and Average limit line.												

Band 8 - 6875~7125MHz

WIFI 802.11ax HE80 Full (Harmonic @ 3m)

WIFI Ant. 6+7	Note	Frequency (MHz)	Level (dBμV/m)	Margin (dB)	Limit Line (dBμV/m)	Read Level (dBμV)	Antenna Factor (dB/m)	Path Loss (dB)	Preamp Factor (dB)	Ant Pos (cm)	Table Pos (deg)	Peak Avg. (P/A)	Pol. (H/V)
		13890	48.23	-39.97	88.2	54.14	40.74	19.45	66.1	-	-	P	H
		20835	34.44	-39.56	74	54.33	38.23	-3.19	54.93	-	-	P	H
													H
													H
													H
													H
													H
													H
													H
													H
802.11ax													H
HE80 Full													H
CH 199		13890	48.93	-39.27	88.2	54.84	40.74	19.45	66.1	-	-	P	V
6945MHz		20835	35.17	-38.83	74	55.06	38.23	-3.19	54.93	-	-	P	V
													V
													V
													V
													V
													V
													V
													V
													V
													V
													V

WIFI Ant. 6+7	Note	Frequency (MHz)	Level (dBμV/m)	Margin (dB)	Limit Line (dBμV/m)	Read Level (dBμV)	Antenna Factor (dB/m)	Path Loss (dB)	Preamp Factor (dB)	Ant Pos (cm)	Table Pos (deg)	Peak Avg. (P/A)	Pol. (H/V)
		14050	48.71	-39.49	88.2	54.34	40.9	19.59	66.12	-	-	P	H
		21075	37.05	-36.95	74	57	38.1	-3.15	54.9	-	-	P	H
													H
													H
													H
													H
													H
													H
													H
													H
802.11ax													H
HE80 Full													H
CH 215		14050	49.35	-38.85	88.2	54.98	40.9	19.59	66.12	-	-	P	V
7025MHz		21075	36.6	-37.4	74	56.55	38.1	-3.15	54.9	-	-	P	V
													V
													V
													V
													V
													V
													V
													V
													V
													V
													V

Remark

1. No other spurious found.
2. All results are PASS against Peak and Average limit line.
3. The emission position marked as "-" means no suspected emission found with sufficient margin against limit line or noise floor only.

Band 8 - 6875~7125MHz

WIFI 802.11ax HE80 Partial 484 (Band Edge @ 3m)

WIFI Ant. 6+7	Note	Frequency (MHz)	Level (dBμV/m)	Margin (dB)	Limit Line (dBμV/m)	Read Level (dBμV)	Antenna Factor (dB/m)	Path Loss (dB)	Preamp Factor (dB)	Ant Pos (cm)	Table Pos (deg)	Peak Avg. (P/A)	Pol. (H/V)
802.11ax HE80 Partial 484/66 CH 215 7025MHz	*	7025	105.85	-	-	86.94	36.05	13.03	30.17	316	348	P	H
	*	7025	97.35	-	-	78.44	36.05	13.03	30.17	316	348	A	H
		7170.28	60.91	-27.29	88.2	41.11	36.82	13.18	30.2	316	348	P	H
		7218.92	51.35	-16.85	68.2	31.29	37.04	13.23	30.21	316	348	A	H
													H
													H
	*	7025	101.17	-	-	82.26	36.05	13.03	30.17	332	40	P	V
	*	7025	94.31	-	-	75.4	36.05	13.03	30.17	332	40	A	V
		7188.84	61.31	-26.89	88.2	41.39	36.93	13.2	30.21	332	40	P	V
		7216.36	51.24	-16.96	68.2	31.19	37.03	13.23	30.21	332	40	A	V
													V
													V
Remark	1. No other spurious found. 2. All results are PASS against Peak and Average limit line.												

Band 8 - 6875~7125MHz

WIFI 802.11ax HE160 Full (Band Edge @ 3m)

WIFI Ant. 6+7	Note	Frequency (MHz)	Level (dBμV/m)	Margin (dB)	Limit Line (dBμV/m)	Read Level (dBμV)	Antenna Factor (dB/m)	Path Loss (dB)	Preamp Factor (dB)	Ant Pos (cm)	Table Pos (deg)	Peak Avg. (P/A)	Pol. (H/V)
802.11ax HE160 Full CH 207 6985MHz	*	6985	102.53	-	-	83.77	35.9	13.01	30.15	336	354	P	H
	*	6985	95.71	-	-	76.95	35.9	13.01	30.15	336	354	A	H
		7127.72	59.97	-28.23	88.2	40.45	36.57	13.14	30.19	336	354	P	H
		7132.2	52.01	-16.19	68.2	32.47	36.59	13.14	30.19	336	354	A	H
													H
													H
	*	6985	99.82	-	-	81.06	35.9	13.01	30.15	304	51	P	V
	*	6985	93.45	-	-	74.69	35.9	13.01	30.15	304	51	A	V
		7129	61.11	-27.09	88.2	41.59	36.57	13.14	30.19	304	51	P	V
		7152.68	51.87	-16.33	68.2	32.19	36.72	13.16	30.2	304	51	A	V
													V
													V
Remark	1. No other spurious found. 2. All results are PASS against Peak and Average limit line.												

Band 8 - 6875~7125MHz

WIFI 802.11ax HE160 Full (Harmonic @ 3m)

WIFI Ant. 6+7	Note	Frequency (MHz)	Level (dBμV/m)	Margin (dB)	Limit Line (dBμV/m)	Read Level (dBμV)	Antenna Factor (dB/m)	Path Loss (dB)	Preamp Factor (dB)	Ant Pos (cm)	Table Pos (deg)	Peak Avg. (P/A)	Pol. (H/V)
		13970	48.86	-39.34	88.2	54.48	40.96	19.53	66.11	-	-	P	H
		20955	36.28	-37.72	74	56.64	37.71	-3.16	54.91	-	-	P	H
													H
													H
													H
													H
													H
													H
													H
													H
802.11ax													H
HE160 Full													H
CH 207		13970	49.22	-38.98	88.2	54.84	40.96	19.53	66.11	-	-	P	V
6985MHz		20955	36.13	-37.87	74	56.49	37.71	-3.16	54.91	-	-	P	V
													V
													V
													V
													V
													V
													V
													V
													V
													V
													V
Remark	1. No other spurious found. 2. All results are PASS against Peak and Average limit line. 3. The emission position marked as "-" means no suspected emission found with sufficient margin against limit line or noise floor only.												

Band 8 - 6875~7125MHz

WIFI 802.11ax HE160 Partial 996 (Band Edge @ 3m)

WIFI Ant. 6+7	Note	Frequency (MHz)	Level (dBμV/m)	Margin (dB)	Limit Line (dBμV/m)	Read Level (dBμV)	Antenna Factor (dB/m)	Path Loss (dB)	Preamp Factor (dB)	Ant Pos (cm)	Table Pos (deg)	Peak Avg. (P/A)	Pol. (H/V)
802.11ax HE160 Partial 996/68 CH 207 6985MHz	*	6985	105.26	-	-	86.5	35.9	13.01	30.15	324	350	P	H
	*	6985	97.38	-	-	78.62	35.9	13.01	30.15	324	350	A	H
		7127.4	77.62	-10.58	88.2	58.11	36.56	13.14	30.19	324	350	P	H
		7130.92	60.56	-7.64	68.2	41.02	36.59	13.14	30.19	324	350	A	H
													H
													H
	*	6985	103.67	-	-	84.91	35.9	13.01	30.15	350	44	P	V
	*	6985	94.09	-	-	75.33	35.9	13.01	30.15	350	44	A	V
		7136.36	73.05	-15.15	88.2	53.47	36.62	13.15	30.19	350	44	P	V
		7130.92	58.62	-9.58	68.2	39.08	36.59	13.14	30.19	350	44	A	V
													V
													V
Remark	1. No other spurious found. 2. All results are PASS against Peak and Average limit line.												

Emission below 1GHz

WIFI 802.11ax HE20 Full (LF @ 3m)

WIFI Ant. 6+7	Note	Frequency (MHz)	Level (dBμV/m)	Margin (dB)	Limit Line (dBμV/m)	Read Level (dBμV)	Antenna Factor (dB/m)	Path Loss (dB)	Preamp Factor (dB)	Ant Pos (cm)	Table Pos (deg)	Peak Avg. (P/A)	Pol. (H/V)
802.11ax HE20 Full LF		32.43	22.76	-17.24	40	31.04	23.42	0.75	32.45	-	-	P	H
		187.95	22.17	-21.33	43.5	37.67	14.91	1.95	32.36	-	-	P	H
		266.25	20.56	-25.44	46	31	19.58	2.4	32.42	-	-	P	H
		421.8	26.27	-19.73	46	32.95	22.73	3.1	32.51	-	-	P	H
		773.9	30.73	-15.27	46	30.81	28.16	4.27	32.51	-	-	P	H
		951.7	34.02	-11.98	46	29.99	30.76	4.77	31.5	-	-	P	H
													H
													H
													H
													H
													H
		33.24	30.74	-9.26	40	39.48	22.94	0.77	32.45	-	-	P	V
		129.09	26.48	-17.02	43.5	39.75	17.5	1.63	32.4	-	-	P	V
		264.36	20.2	-25.8	46	30.3	19.93	2.39	32.42	-	-	P	V
		423.9	25.47	-20.53	46	32.06	22.81	3.11	32.51	-	-	P	V
		739.6	30.58	-15.42	46	30.94	27.99	4.21	32.56	-	-	P	V
		944.7	34.88	-11.12	46	31.12	30.57	4.75	31.56	-	-	P	V
													V
													V
													V
													V
													V
													V

Remark

1. No other spurious found.
2. All results are PASS against limit line.
3. The emission position marked as "-" means no suspected emission found and emission level has at least 6dB margin against limit or emission is noise floor only.

<Sample 2>

Band 8 - 6875~7125MHz

WIFI 802.11ax HE20 Full (Band Edge @ 3m)

WIFI Ant. 6+7	Note	Frequency (MHz)	Level (dBμV/m)	Margin (dB)	Limit Line (dBμV/m)	Read Level (dBμV)	Antenna Factor (dB/m)	Path Loss (dB)	Preamp Factor (dB)	Ant Pos (cm)	Table Pos (deg)	Peak Avg. (P/A)	Pol. (H/V)
802.11ax HE20 Full CH 233 7115MHz	*	7115	100.49	-	-	81.07	36.49	13.12	30.19	293	10	P	H
	*	7115	91.8	-	-	72.38	36.49	13.12	30.19	293	10	A	H
		7125	71.31	-16.89	88.2	51.81	36.55	13.14	30.19	293	10	P	H
		7125	60.48	-7.72	68.2	40.98	36.55	13.14	30.19	293	10	A	H
													H
													H
	*	7115	103.32	-	-	83.9	36.49	13.12	30.19	137	341	P	V
	*	7115	97.31	-	-	77.89	36.49	13.12	30.19	137	341	A	V
		7125	78.6	-9.6	88.2	59.1	36.55	13.14	30.19	137	341	P	V
		7125	66.62	-1.58	68.2	47.12	36.55	13.14	30.19	137	341	A	V
													V
													V
Remark	1. No other spurious found. 2. All results are PASS against Peak and Average limit line.												

Band 8 - 6875~7125MHz

WIFI 802.11ax HE20 (Harmonic @ 3m)

WIFI Ant. 6+7	Note	Frequency (MHz)	Level (dBμV/m)	Margin (dB)	Limit Line (dBμV/m)	Read Level (dBμV)	Antenna Factor (dB/m)	Path Loss (dB)	Preamp Factor (dB)	Ant Pos (cm)	Table Pos (deg)	Peak Avg. (P/A)	Pol. (H/V)
		14230	49.32	-38.88	88.2	54.7	41.04	19.72	66.14	-	-	P	H
		21345	32.66	-41.34	74	52.59	38.11	-3.14	54.9	-	-	P	H
													H
													H
													H
													H
													H
													H
													H
													H
802.11ax													H
HE20 Full													H
CH 233		14230	49.18	-39.02	88.2	54.56	41.04	19.72	66.14	-	-	P	V
7115MHz		21345	35.15	-38.85	74	55.08	38.11	-3.14	54.9	-	-	P	V
													V
													V
													V
													V
													V
													V
													V
													V
													V
													V
Remark	1. No other spurious found. 2. All results are PASS against Peak and Average limit line. 3. The emission position marked as "-" means no suspected emission found with sufficient margin against limit line or noise floor only.												

Emission below 1GHz

WIFI 802.11ax HE20 Full (LF @ 3m)

WIFI Ant. 6+7	Note	Frequency (MHz)	Level (dBμV/m)	Margin (dB)	Limit Line (dBμV/m)	Read Level (dBμV)	Antenna Factor (dB/m)	Path Loss (dB)	Preamp Factor (dB)	Ant Pos (cm)	Table Pos (deg)	Peak Avg. (P/A)	Pol. (H/V)
		30	22.86	-17.14	40	30.19	24.4	0.71	32.44	-	-	P	H
		187.95	21.21	-22.29	43.5	36.71	14.91	1.95	32.36	-	-	P	H
		271.11	20.72	-25.28	46	31.78	18.94	2.42	32.42	-	-	P	H
		403.6	27.13	-18.87	46	34.6	21.96	3.08	32.51	-	-	P	H
		740.3	30.67	-15.33	46	31.01	28.01	4.21	32.56	-	-	P	H
		972	34.57	-19.43	54	30.09	30.93	4.85	31.3	-	-	P	H
													H
													H
													H
													H
802.11ax													H
HE20 Full		32.97	30.26	-9.74	40	38.86	23.08	0.77	32.45	-	-	P	V
LF		185.52	25.68	-17.82	43.5	41.17	14.93	1.93	32.35	-	-	P	V
		262.74	20.51	-25.49	46	30.54	20.01	2.38	32.42	-	-	P	V
		502.3	25.11	-20.89	46	30.64	23.92	3.25	32.7	-	-	P	V
		759.2	31.13	-14.87	46	31.25	28.14	4.25	32.51	-	-	P	V
		979.7	34.19	-19.81	54	29.7	30.83	4.88	31.22	-	-	P	V
													V
													V
													V
													V
													V
													V
Remark	1. No other spurious found. 2. All results are PASS against limit line. 3. The emission position marked as "-" means no suspected emission found and emission level has at least 6dB margin against limit or emission is noise floor only.												

<Sample 3>

Band 8 - 6875~7125MHz

WIFI 802.11ax HE20 Full (Band Edge @ 3m)

WIFI Ant. 6+7	Note	Frequency (MHz)	Level (dBμV/m)	Margin (dB)	Limit Line (dBμV/m)	Read Level (dBμV)	Antenna Factor (dB/m)	Path Loss (dB)	Preamp Factor (dB)	Ant Pos (cm)	Table Pos (deg)	Peak Avg. (P/A)	Pol. (H/V)
802.11ax HE20 Full CH 233 7115MHz	*	7115	103.34	-	-	83.92	36.49	13.12	30.19	323	350	P	H
	*	7115	97.68	-	-	78.26	36.49	13.12	30.19	323	350	A	H
		7125.25	76.56	-11.64	88.2	57.06	36.55	13.14	30.19	323	350	P	H
		7125	66.22	-1.98	68.2	46.72	36.55	13.14	30.19	323	350	A	H
													H
													H
	*	7115	100.64	-	-	81.22	36.49	13.12	30.19	276	45	P	V
	*	7115	94.37	-	-	74.95	36.49	13.12	30.19	276	45	A	V
		7125.125	72.67	-15.53	88.2	53.17	36.55	13.14	30.19	276	45	P	V
		7125	63.74	-4.46	68.2	44.24	36.55	13.14	30.19	276	45	A	V
													V
													V
Remark	1. No other spurious found. 2. All results are PASS against Peak and Average limit line.												

Band 8 - 6875~7125MHz

WIFI 802.11ax HE20 (Harmonic @ 3m)

WIFI Ant. 6+7	Note	Frequency (MHz)	Level (dBμV/m)	Margin (dB)	Limit Line (dBμV/m)	Read Level (dBμV)	Antenna Factor (dB/m)	Path Loss (dB)	Preamp Factor (dB)	Ant Pos (cm)	Table Pos (deg)	Peak Avg. (P/A)	Pol. (H/V)
		14230	50.38	-37.82	88.2	55.76	41.04	19.72	66.14	-	-	P	H
		21345	34.49	-39.51	74	54.42	38.11	-3.14	54.9	-	-	P	H
													H
													H
													H
													H
													H
													H
													H
													H
802.11ax													H
HE20 Full													H
CH 233		14230	48.78	-39.42	88.2	54.16	41.04	19.72	66.14	-	-	P	V
7115MHz		21345	35.16	-38.84	74	55.09	38.11	-3.14	54.9	-	-	P	V
													V
													V
													V
													V
													V
													V
													V
													V
													V
													V

Remark

1. No other spurious found.
2. All results are PASS against Peak and Average limit line.
3. The emission position marked as "-" means no suspected emission found with sufficient margin against limit line or noise floor only.

Emission below 1GHz

WIFI 802.11ax HE20 Full (LF @ 3m)

WIFI Ant. 6+7	Note	Frequency (MHz)	Level (dBμV/m)	Margin (dB)	Limit Line (dBμV/m)	Read Level (dBμV)	Antenna Factor (dB/m)	Path Loss (dB)	Preamp Factor (dB)	Ant Pos (cm)	Table Pos (deg)	Peak Avg. (P/A)	Pol. (H/V)
802.11ax HE20 Full LF		33.51	22.8	-17.2	40	31.65	22.82	0.78	32.45	-	-	P	H
		190.38	21.6	-21.9	43.5	37.15	14.86	1.96	32.37	-	-	P	H
		238.71	24.19	-21.81	46	37.23	17.12	2.25	32.41	-	-	P	H
		406.4	36.19	-9.81	46	43.55	22.07	3.08	32.51	100	175	Q	H
		733.3	30.94	-15.06	46	31.51	27.84	4.18	32.59	-	-	P	H
		993	34.55	-19.45	54	30.31	30.4	4.93	31.09	-	-	P	H
													H
													H
													H
													H
													H
													H
		35.13	31.38	-8.62	40	40.93	22.11	0.8	32.46	-	-	P	V
		128.55	25.2	-18.3	43.5	38.48	17.49	1.63	32.4	-	-	P	V
		263.28	20.87	-25.13	46	30.91	20	2.38	32.42	-	-	P	V
		397.3	35.92	-10.08	46	43.7	21.67	3.06	32.51	-	-	P	V
		766.2	31.22	-14.78	46	31.25	28.22	4.26	32.51	-	-	P	V
		962.2	34.61	-19.39	54	30.21	30.99	4.81	31.4	-	-	P	V
													V
													V
													V
													V
													V

Remark

1. No other spurious found.
2. All results are PASS against limit line.
3. The emission position marked as "-" means no suspected emission found and emission level has at least 6dB margin against limit or emission is noise floor only.

<Sample 4>

Band 8 - 6875~7125MHz

WIFI 802.11ax HE20 Full (Band Edge @ 3m)

WIFI Ant. 6+7	Note	Frequency (MHz)	Level (dBμV/m)	Margin (dB)	Limit Line (dBμV/m)	Read Level (dBμV)	Antenna Factor (dB/m)	Path Loss (dB)	Preamp Factor (dB)	Ant Pos (cm)	Table Pos (deg)	Peak Avg. (P/A)	Pol. (H/V)
802.11ax HE20 Full CH 233 7115MHz	*	7115	103.22	-	-	83.8	36.49	13.12	30.19	330	350	P	H
	*	7115	97.29	-	-	77.87	36.49	13.12	30.19	330	350	A	H
		7125.125	74.46	-13.74	88.2	54.96	36.55	13.14	30.19	330	350	P	H
		7125	65.31	-2.89	68.2	45.81	36.55	13.14	30.19	330	350	A	H
													H
													H
	*	7115	101.16	-	-	81.74	36.49	13.12	30.19	264	43	P	V
	*	7115	94.41	-	-	74.99	36.49	13.12	30.19	264	43	A	V
		7125	73.56	-14.64	88.2	54.06	36.55	13.14	30.19	264	43	P	V
		7125	63.28	-4.92	68.2	43.78	36.55	13.14	30.19	264	43	A	V
													V
													V
Remark	1. No other spurious found. 2. All results are PASS against Peak and Average limit line.												

Band 8 - 6875~7125MHz

WIFI 802.11ax HE20 (Harmonic @ 3m)

WIFI Ant. 6+7	Note	Frequency (MHz)	Level (dBμV/m)	Margin (dB)	Limit Line (dBμV/m)	Read Level (dBμV)	Antenna Factor (dB/m)	Path Loss (dB)	Preamp Factor (dB)	Ant Pos (cm)	Table Pos (deg)	Peak Avg. (P/A)	Pol. (H/V)
		14230	50.09	-38.11	88.2	55.47	41.04	19.72	66.14	-	-	P	H
		21345	36.61	-37.39	74	56.54	38.11	-3.14	54.9	-	-	P	H
													H
													H
													H
													H
													H
													H
													H
802.11ax													H
HE20 Full													H
CH 233		14230	48.67	-39.53	88.2	54.05	41.04	19.72	66.14	-	-	P	V
7115MHz		21345	36.77	-37.23	74	56.7	38.11	-3.14	54.9	-	-	P	V
													V
													V
													V
													V
													V
													V
													V
													V
													V
Remark	1. No other spurious found. 2. All results are PASS against Peak and Average limit line. 3. The emission position marked as "-" means no suspected emission found with sufficient margin against limit line or noise floor only.												

Emission below 1GHz

WIFI 802.11ax HE20 Full (LF @ 3m)

WIFI Ant. 6+7	Note	Frequency (MHz)	Level (dBμV/m)	Margin (dB)	Limit Line (dBμV/m)	Read Level (dBμV)	Antenna Factor (dB/m)	Path Loss (dB)	Preamp Factor (dB)	Ant Pos (cm)	Table Pos (deg)	Peak Avg. (P/A)	Pol. (H/V)
802.11ax HE20 Full LF		33.78	22.83	-17.17	40	31.82	22.69	0.78	32.46	-	-	P	H
		189.03	22.71	-20.79	43.5	38.24	14.88	1.95	32.36	-	-	P	H
		261.93	20.44	-25.56	46	30.48	20.01	2.37	32.42	-	-	P	H
		549.2	25.93	-20.07	46	29.86	25.16	3.44	32.53	-	-	P	H
		763.4	30.85	-15.15	46	30.87	28.23	4.26	32.51	-	-	P	H
		896.4	34.37	-11.63	46	32.81	28.92	4.59	31.95	-	-	P	H
													H
													H
													H
													H
													H
		69.15	33.91	-6.09	40	52.92	12.21	1.17	32.39	-	-	P	V
		179.85	28	-15.5	43.5	43.4	15.05	1.89	32.34	-	-	P	V
		267.6	21.53	-24.47	46	32.21	19.33	2.41	32.42	-	-	P	V
		549.2	25.43	-20.57	46	29.36	25.16	3.44	32.53	-	-	P	V
		657.7	28.08	-17.92	46	30.49	26.31	3.9	32.62	-	-	P	V
		951	33.33	-12.67	46	29.32	30.76	4.76	31.51	-	-	P	V
													V
													V
													V
													V
													V

Remark

1. No other spurious found.
2. All results are PASS against limit line.
3. The emission position marked as "-" means no suspected emission found and emission level has at least 6dB margin against limit or emission is noise floor only.

Note symbol

*	**Fundamental Frequency** which can be ignored. However, the level of any unwanted emissions shall not exceed the level of the fundamental frequency.
!	Test result is **Margin** line.
P/A	**P**eak or **A**verage
H/V	**H**orizontal or **V**ertical

A calculation example for radiated spurious emission is shown as below:

WIFI Ant. 6+7	Note	Frequency (MHz)	Level (dBμV/m)	Margin (dB)	Limit Line (dBμV/m)	Read Level (dBμV)	Antenna Factor (dB/m)	Path Loss (dB)	Preamp Factor (dB)	Ant Pos (cm)	Table Pos (deg)	Peak Avg. (P/A)	Pol. (H/V)
802.11a CH 01 5955MHz		5925	55.45	-32.75	88.2	54.51	32.22	4.58	35.86	103	308	P	H
		5925	43.54	-24.66	68.2	42.6	32.22	4.58	35.86	103	308	A	H

1. Path Loss(dB) = Cable loss(dB) + Filter loss(dB) + Attenuator loss(dB)
2. Level(dBμV/m) = Antenna Factor(dB/m) + Path Loss(dB) + Read Level(dBμV) - Preamp Factor(dB)
3. Margin (dB) = Level(dBμV/m) – Limit Line(dBμV/m)

For Peak Limit @ 5925MHz:

1. Level(dBμV/m)

= Antenna Factor(dB/m) + Path Loss(dB) + Read Level(dBμV) - Preamp Factor(dB)

= 32.22(dB/m) + 4.58(dB) + 54.51(dBμV) – 35.86 (dB)

= 55.45 (dBμV/m)

2. Margin (dB)

= Level(dBμV/m) – Limit Line(dBμV/m)

= 55.45(dBμV/m) – 88.2(dBμV/m)

= -32.75(dB)

For Average Limit @ 5925MHz:

1. Level(dBμV/m)

= Antenna Factor(dB/m) + Path Loss(dB) + Read Level(dBμV) - Preamp Factor(dB)

= 32.22(dB/m) + 4.58(dB) + 42.6(dBμV) – 35.86 (dB)

= 43.54(dBμV/m)

2. Margin (dB) = Level(dBμV/m) – Limit Line(dBμV/m)

= 43.54 (dBμV/m) – 68.2(dBμV/m)

= -24.66(dB)

Both peak and average measured complies with the limit line, so test result is “PASS”.

Appendix D. Radiated Spurious Emission Plots

Test Engineer :	Jack Tsai, Gary Guo and Steven Wu	**Temperature :**	18.2~20.2°C
		Relative Humidity :	54.2~56.1%

<Sample 1>

Band 5 - 5925~6425MHz

WIFI 802.11a (Band Edge @ 3m)

WIFI	Band 5 5925~6425MHz Band Edge @ 3m	
ANT	802.11a CH01 5955MHz	
6+7	Horizontal	Fundamental
Peak	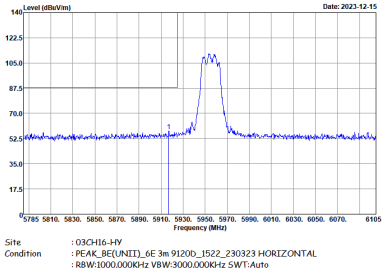	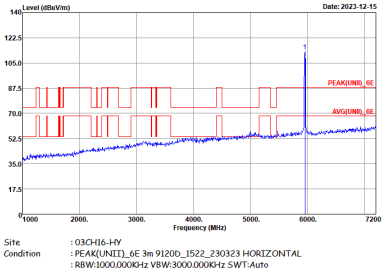
Avg.	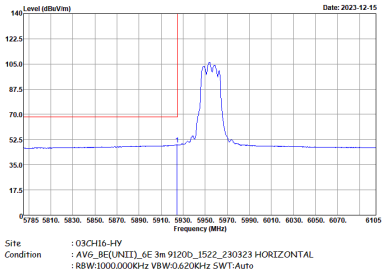	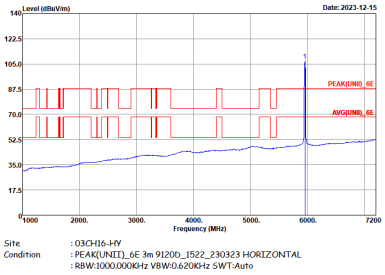

WIFI	Band 5 5925~6425MHz Band Edge @ 3m	
ANT	802.11a CH01 5955MHz	
6+7	Vertical	Fundamental
Peak	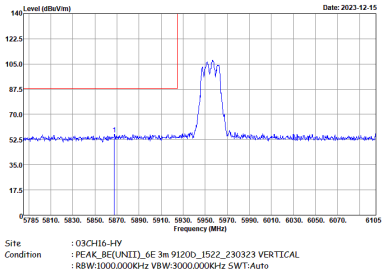	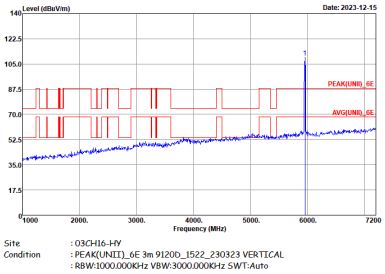
Avg.	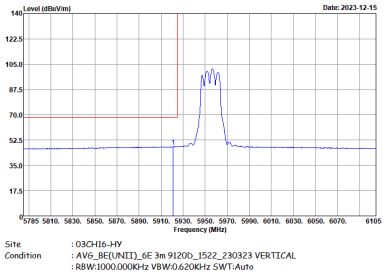	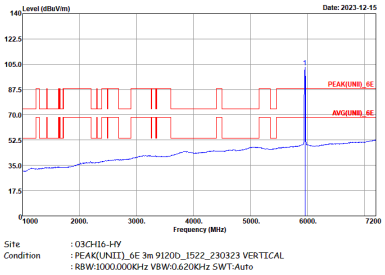

Band 5 5925~6425MHz

WIFI 802.11ax HE20 Full (Band Edge @ 3m)

WIFI	Band 5 5925~6425MHz Band Edge @ 3m	
ANT	802.11ax HE20 Full CH01 5955MHz	
6+7	Horizontal	Fundamental
Peak	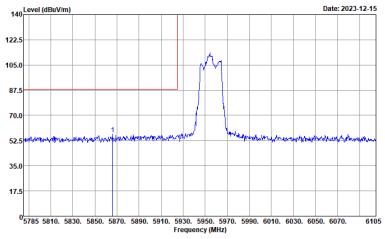 Site : 03CH16-HY Condition : PEAK_BE(UNII)_6E 3m 9120D_1522_230323 HORIZONTAL : RBW:1000.000KHz VBW:3000.000KHz SWT:Auto	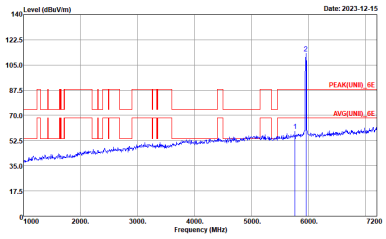 Site : 03CH16-HY Condition : PEAK(UNII)_6E 3m 9120D_1522_230323 HORIZONTAL : RBW:1000.000KHz VBW:3000.000KHz SWT:Auto
Avg.	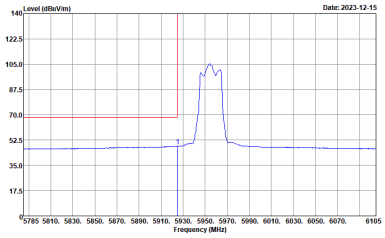 Site : 03CH16-HY Condition : AVG_BE(UNII)_6E 3m 9120D_1522_230323 HORIZONTAL : RBW:1000.000KHz VBW:0.300KHz SWT:Auto	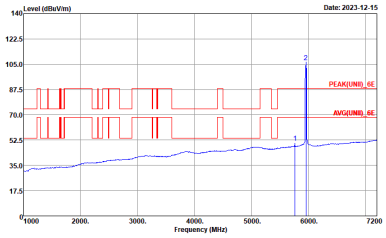 Site : 03CH16-HY Condition : PEAK(UNII)_6E 3m 9120D_1522_230323 HORIZONTAL : RBW:1000.000KHz VBW:0.300KHz SWT:Auto

WIFI	Band 5 5925~6425MHz Band Edge @ 3m	
ANT	802.11ax HE20 Full CH01 5955MHz	
6+7	Vertical	Fundamental
Peak	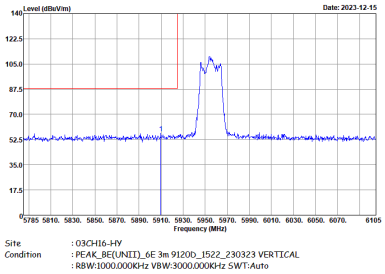	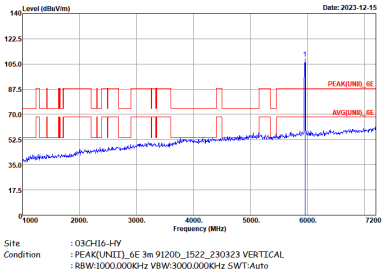
Avg.	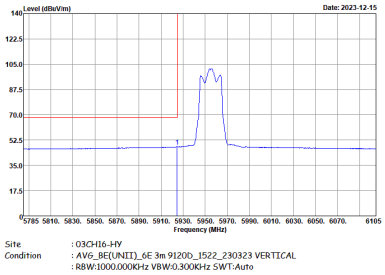	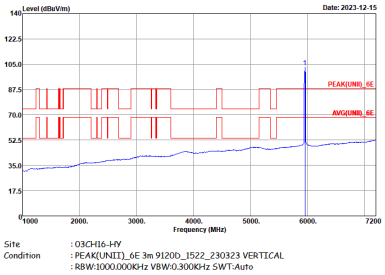

Band 5 5925~6425MHz

WIFI 802.11ax HE20 Partial 106 (Band Edge @ 3m)

WIFI	Band 5 5925~6425MHz Band Edge @ 3m	
ANT	802.11ax HE20 Partial 106/53 CH01 5955MHz	
6+7	Horizontal	Fundamental
Peak	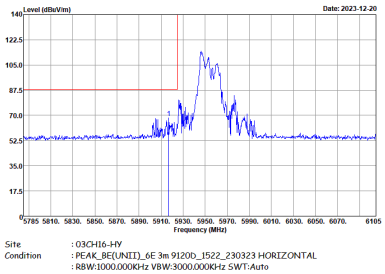	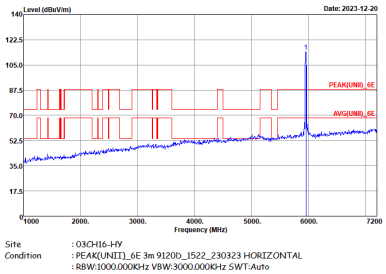
Avg.	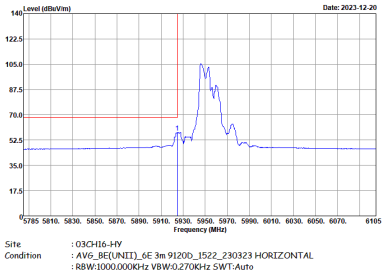	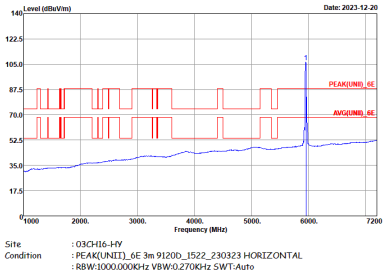

WIFI	Band 5 5925~6425MHz Band Edge @ 3m	
ANT	802.11ax HE20 Partial 106/53 CH01 5955MHz	
6+7	Vertical	Fundamental
Peak	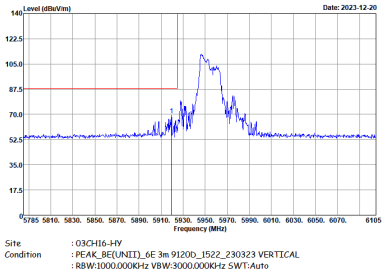	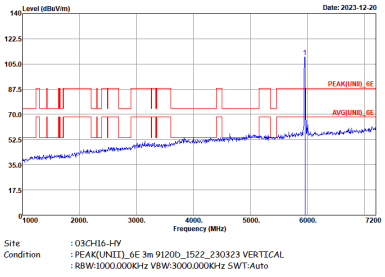
Avg.	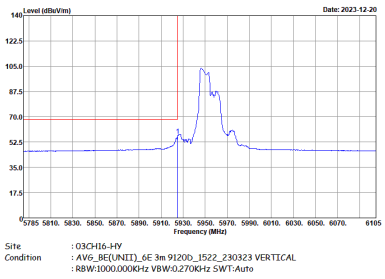	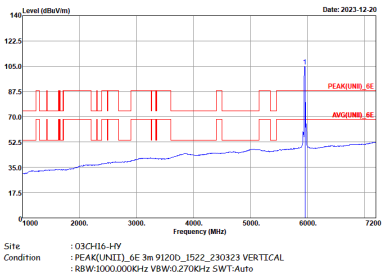

Band 5 5925~6425MHz

WIFI 802.11ax HE40 Full (Band Edge @ 3m)

WIFI	Band 5 5925~6425MHz Band Edge @ 3m	
ANT	802.11ax HE40 Full CH03 5965MHz	
6+7	Horizontal	Fundamental
Peak	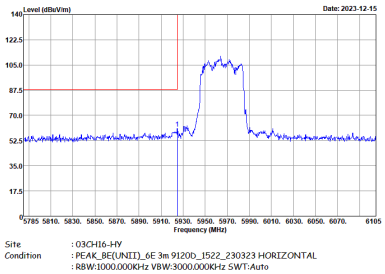	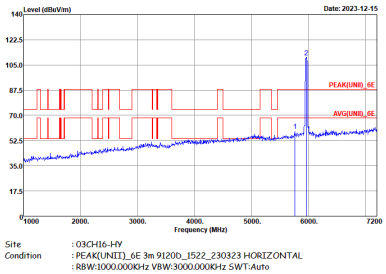
Avg.	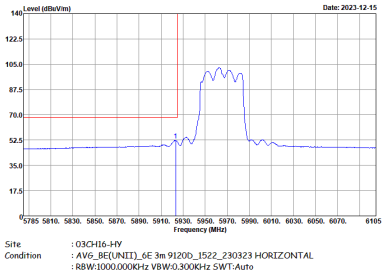	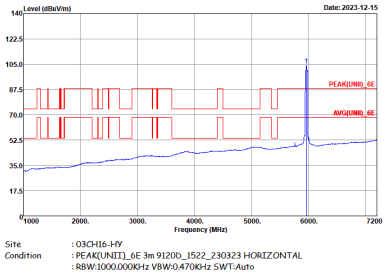

WIFI	Band 5 5925~6425MHz Band Edge @ 3m	
ANT	802.11ax HE40 Full CH03 5965MHz	
6+7	Vertical	Fundamental
Peak	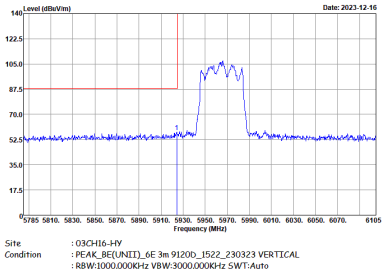	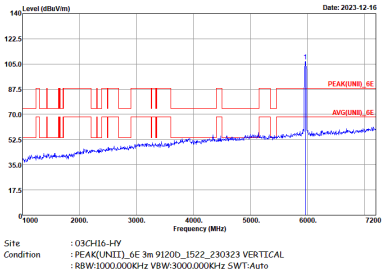
Avg.	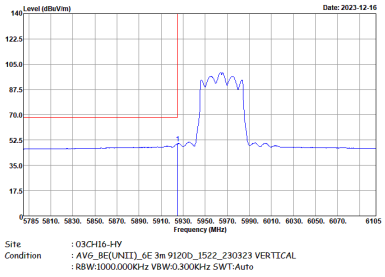	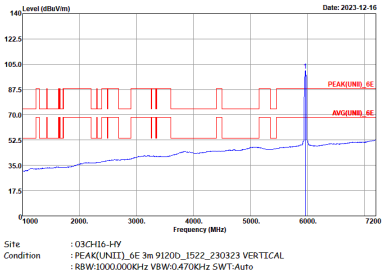

Band 5 5925~6425MHz

WIFI 802.11ax HE40 Partial 242 (Band Edge @ 3m)

WIFI	Band 5 5925~6425MHz Band Edge @ 3m	
ANT	802.11ax HE40 Partial 242/61 CH03 5965MHz	
6+7	Horizontal	Fundamental
Peak	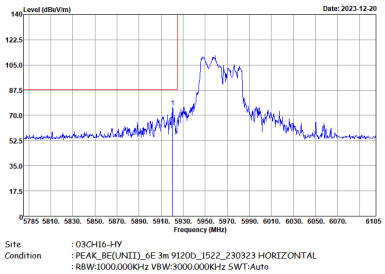	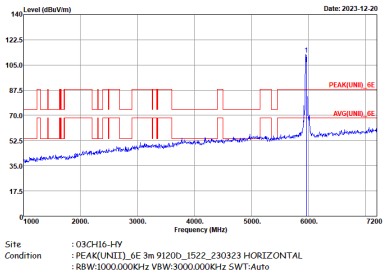
Avg.	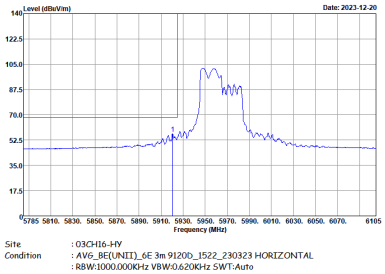	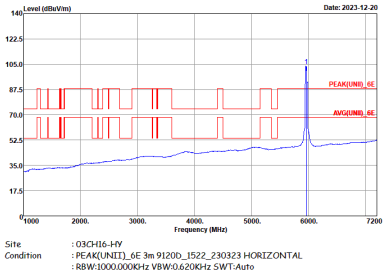

WIFI	Band 5 5925~6425MHz Band Edge @ 3m	
ANT	802.11ax HE40 Partial 242/61 CH03 5965MHz	
6+7	Vertical	Fundamental
Peak	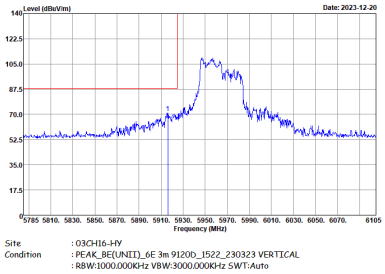	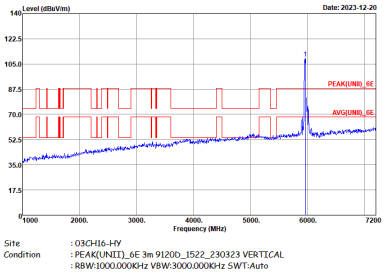
Avg.	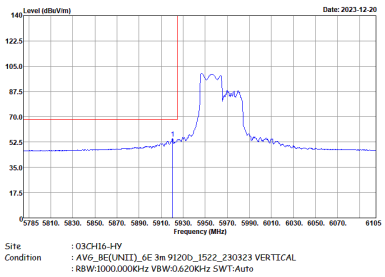	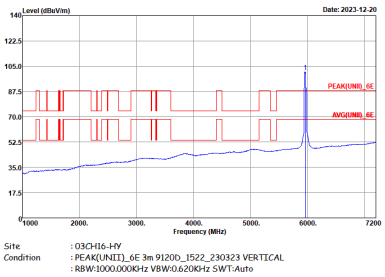

Band 5 5925~6425MHz

WIFI 802.11ax HE80 Full (Band Edge @ 3m)

WIFI	Band 5 5925~6425MHz Band Edge @ 3m	
ANT	802.11ax HE80 Full CH07 5985MHz	
6+7	Horizontal	Fundamental
Peak	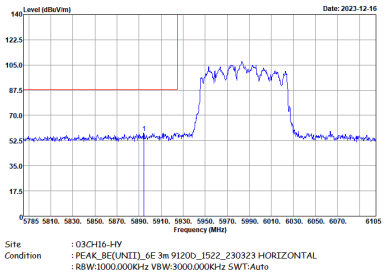	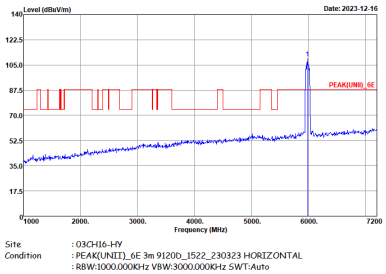
Avg.	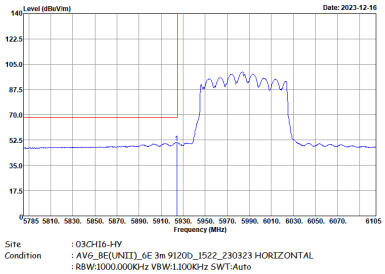	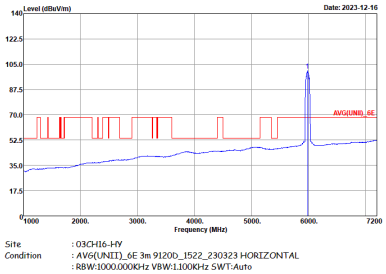

WIFI	Band 5 5925~6425MHz Band Edge @ 3m	
ANT	802.11ax HE80 Full CH07 5985MHz	
6+7	Vertical	Fundamental
Peak	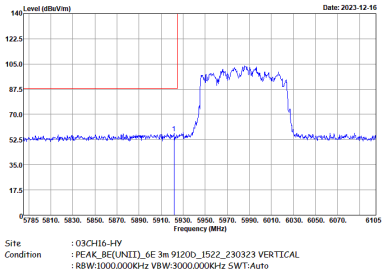	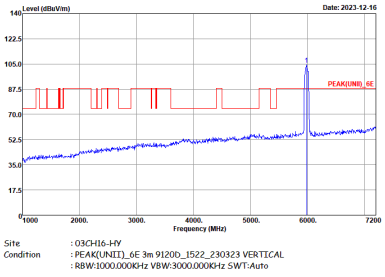
Avg.	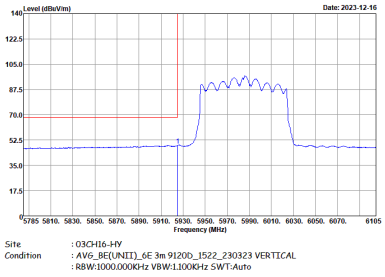	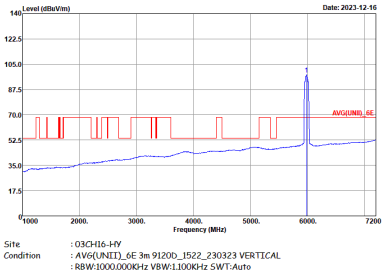

Band 5 5925~6425MHz

WIFI 802.11ax HE80 Partial 484 (Band Edge @ 3m)

WIFI	Band 5 5925~6425MHz Band Edge @ 3m	
ANT	802.11ax HE80 Partial 484/65 CH07 5985MHz	
6+7	Horizontal	Fundamental
Peak	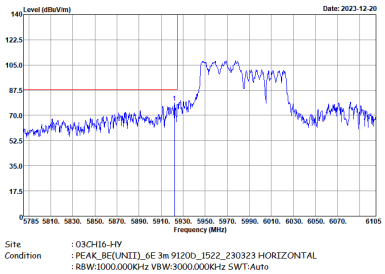	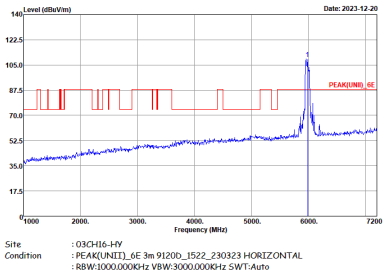
Avg.	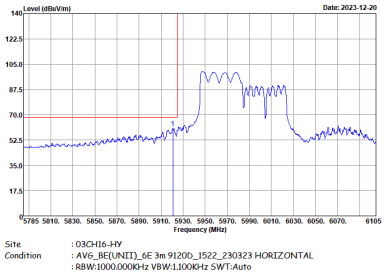	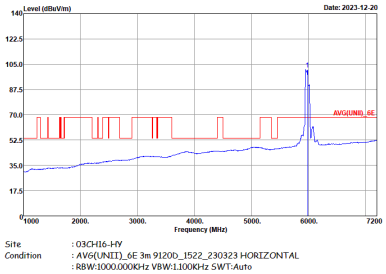

WIFI	Band 5 5925~6425MHz Band Edge @ 3m	
ANT	802.11ax HE80 Partial 484/65 CH07 5985MHz	
6+7	Vertical	Fundamental
Peak	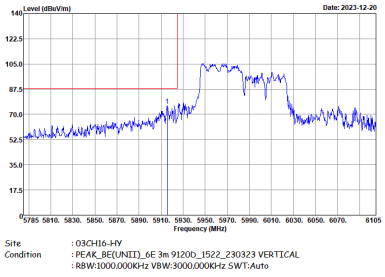	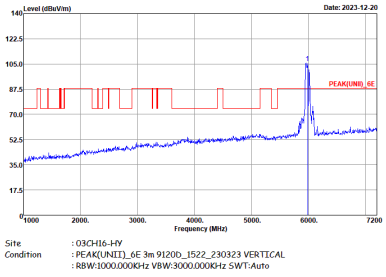
Avg.	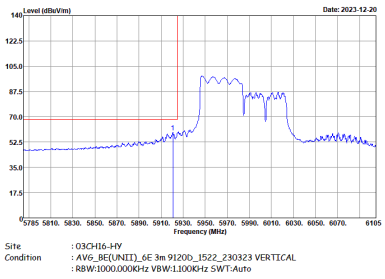	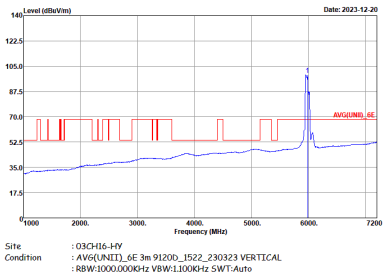

Band 5 5925~6425MHz

WIFI 802.11ax HE160 Full (Band Edge @ 3m)

WIFI	Band 5 5925~6425MHz Band Edge @ 3m	
ANT	802.11ax HE160 Full CH15 6025MHz	
6+7	Horizontal	Fundamental
Peak	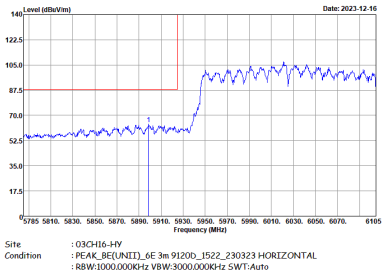	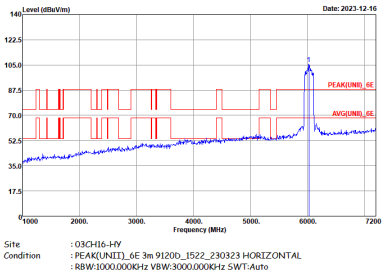
Avg.	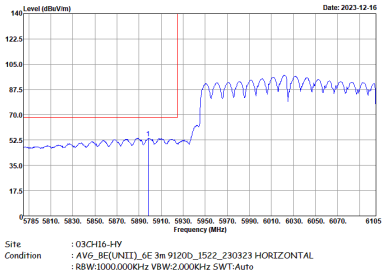	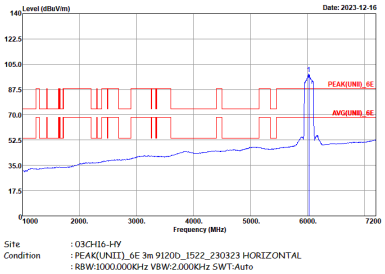

WIFI	Band 5 5925~6425MHz Band Edge @ 3m	
ANT	802.11ax HE160 Full CH15 6025MHz	
6+7	Vertical	Fundamental
Peak	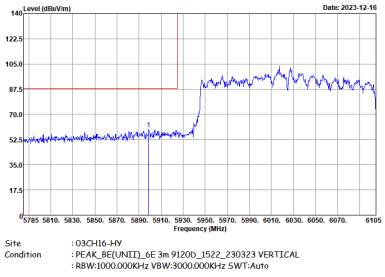	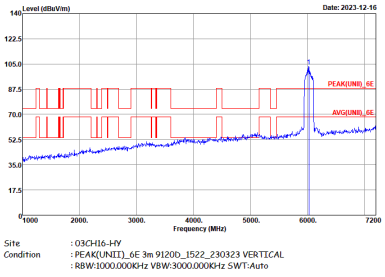
Avg.	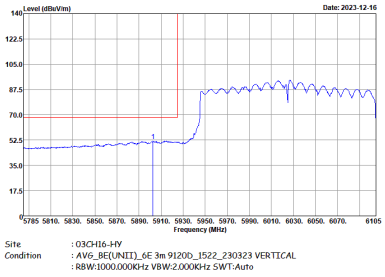	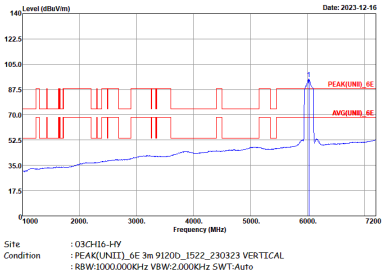

Band 5 5925~6425MHz

WIFI 802.11ax HE160 Partial 996 (Band Edge @ 3m)

WIFI	Band 5 5925~6425MHz Band Edge @ 3m	
ANT	802.11ax HE160 Partial 996/67 CH15 6025MHz	
6+7	Horizontal	Fundamental
Peak	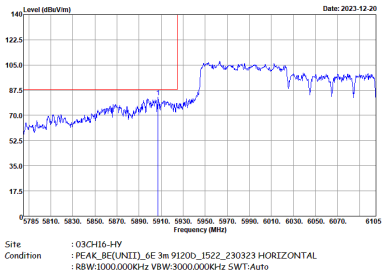	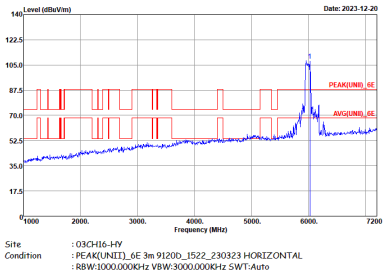
Avg.	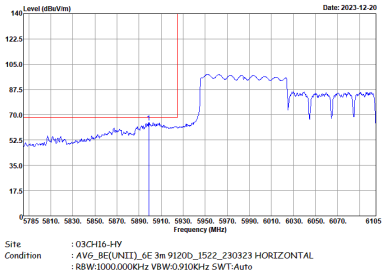	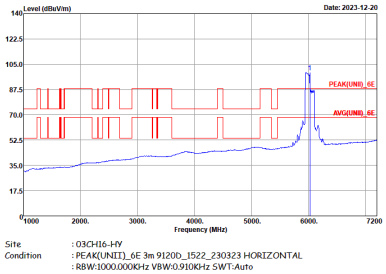

WIFI	Band 5 5925~6425MHz Band Edge @ 3m	
ANT	802.11ax HE160 Partial 996/67 CH15 6025MHz	
6+7	Vertical	Fundamental
Peak	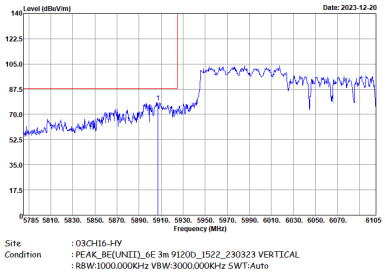	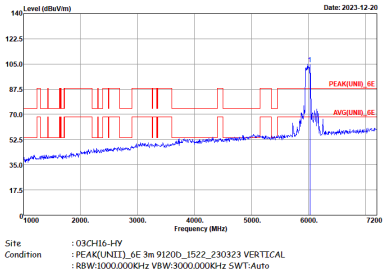
Avg.	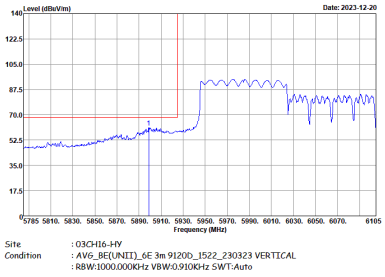	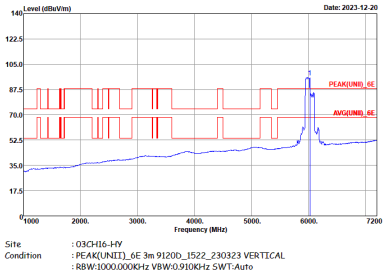

Band 5 - 5925~6425MHz

WIFI 802.11a (Harmonic @ 3m)

WIFI	Band 5 5925~6425MHz Harmonic @ 3m	
ANT	802.11a CH01 5955MHz	
6+7	Horizontal	Vertical
Peak Avg.	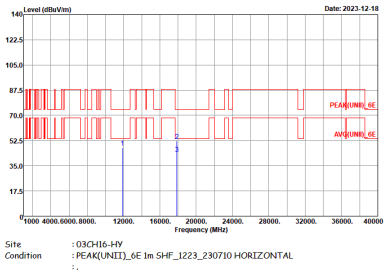	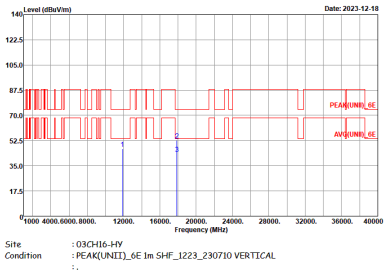

WIFI	Band 5 5925~6425MHz Harmonic @ 3m	
ANT	802.11a CH49 6195MHz	
6+7	Horizontal	Vertical
Peak Avg.	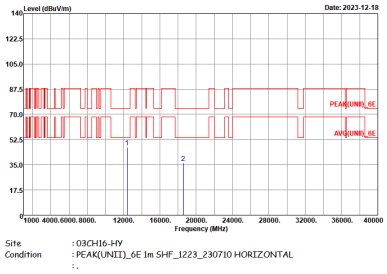	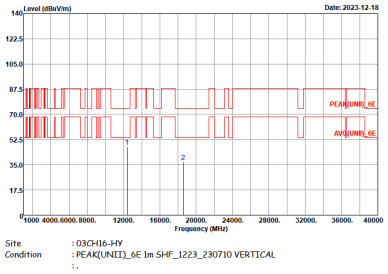

WIFI	Band 5 5925~6425MHz Harmonic @ 3m	
ANT	802.11a CH93 6415MHz	
6+7	Horizontal	Vertical
Peak Avg.	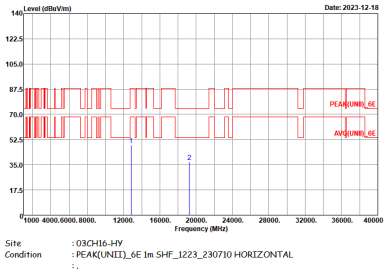	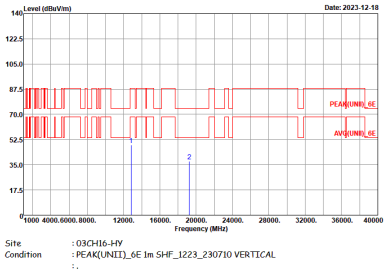

Band 5 5925~6425MHz

WIFI 802.11ax HE20 Ful (Harmonic @ 3m)

WIFI	Band 5 5925~6425MHz Harmonic @ 3m	
ANT	802.11ax HE20 Full CH01 5955MHz	
6+7	Horizontal	Vertical
Peak Avg.	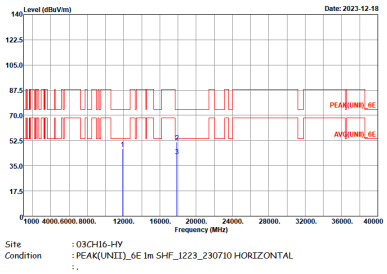	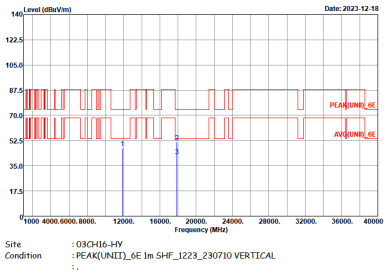

WIFI	Band 5 5925~6425MHz Harmonic @ 3m	
ANT	802.11ax HE20 Full CH49 6195MHz	
6+7	Horizontal	Vertical
Peak Avg.	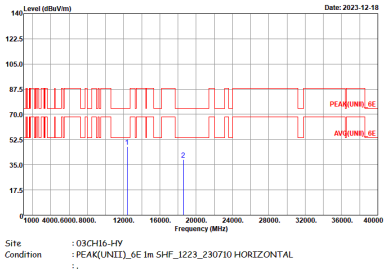	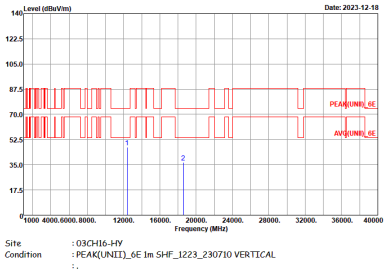

WIFI	Band 5 5925~6425MHz Harmonic @ 3m	
ANT	802.11ax HE20 Full CH93 6415MHz	
6+7	Horizontal	Vertical
Peak Avg.	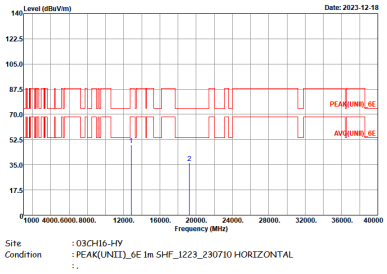	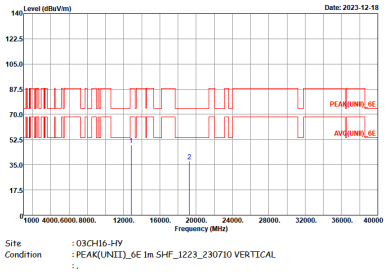

Band 5 5925~6425MHz

WIFI 802.11ax HE40 Full (Harmonic @ 3m)

WIFI	Band 5 5925~6425MHz Harmonic @ 3m	
ANT	802.11ax HE40 Full CH03 5965MHz	
6+7	Horizontal	Vertical
Peak Avg.	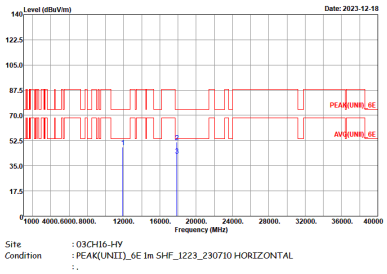	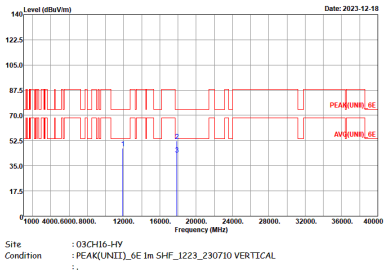

WIFI	Band 5 5925~6425MHz Harmonic @ 3m	
ANT	802.11ax HE40 Full CH51 6205MHz	
6+7	Horizontal	Vertical
Peak Avg.	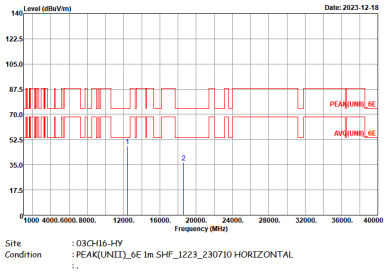	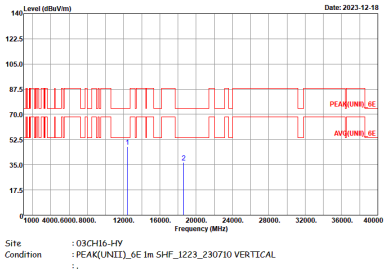

WIFI	Band 5 5925~6425MHz Harmonic @ 3m	
ANT	802.11ax HE40 Full CH91 6405MHz	
6+7	Horizontal	Vertical
Peak Avg.	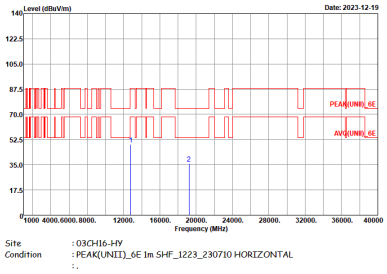	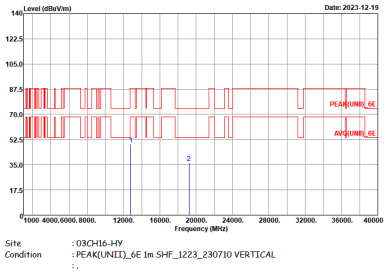

Band 5 5925~6425MHz

WIFI 802.11ax HE80 Full (Harmonic @ 3m)

WIFI	Band 5 5925~6425MHz Harmonic @ 3m	
ANT	802.11ax HE80 Full CH07 5985MHz	
6+7	Horizontal	Vertical
Peak Avg.	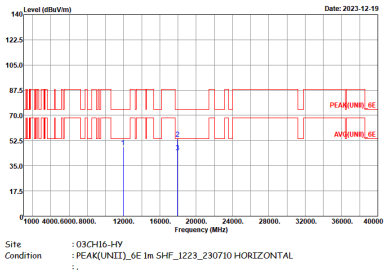	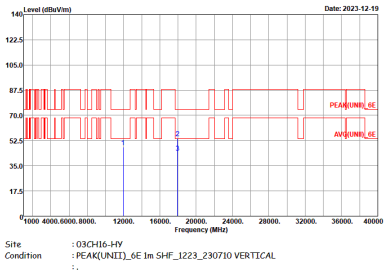

WIFI	Band 5 5925~6425MHz Harmonic @ 3m	
ANT	802.11ax HE80 Full CH55 6225MHz	
6+7	Horizontal	Vertical
Peak Avg.	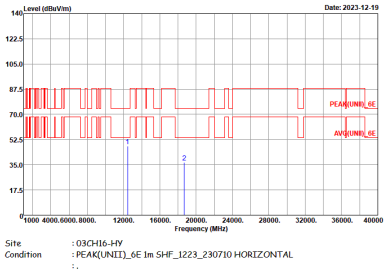	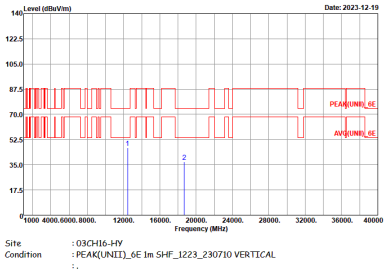

WIFI	Band 5 5925~6425MHz Harmonic @ 3m	
ANT	802.11ax HE80 Full CH87 6385MHz	
6+7	Horizontal	Vertical
Peak Avg.	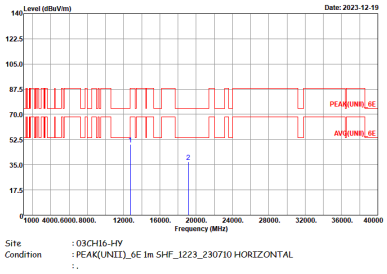	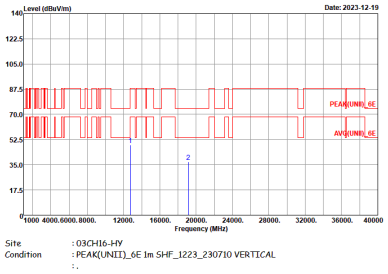

Band 5 5925~6425MHz

WIFI 802.11ax HE160 Full (Harmonic @ 3m)

WIFI	Band 5 5925~6425MHz Harmonic @ 3m	
ANT	802.11ax HE160 Full CH15 6025MHz	
6+7	Horizontal	Vertical
Peak Avg.	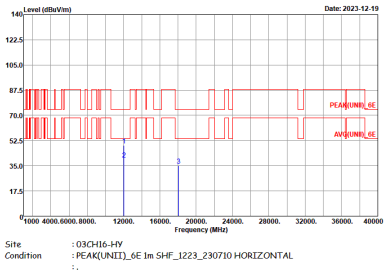	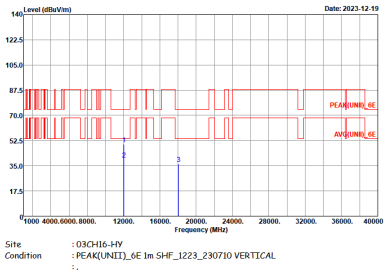

WIFI	Band 5 5925~6425MHz Harmonic @ 3m	
ANT	802.11ax HE160 Full CH47 6185MHz	
6+7	Horizontal	Vertical
Peak Avg.	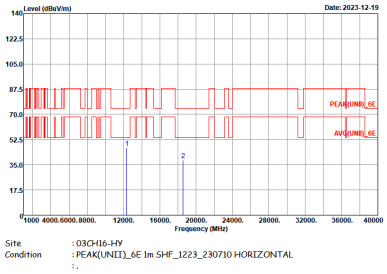	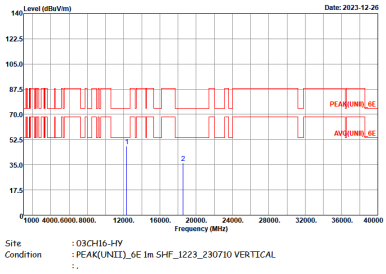

WIFI	Band 5 5925~6425MHz Harmonic @ 3m	
ANT	802.11ax HE160 Full CH79 6345MHz	
6+7	Horizontal	Vertical
Peak Avg.	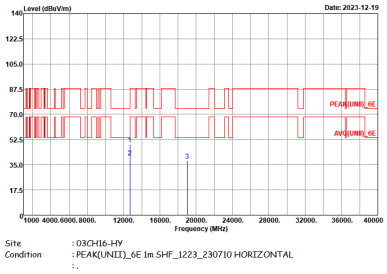	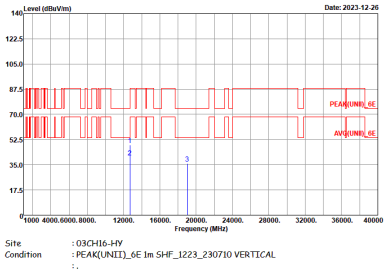

Band 6 - 6425~6525MHz

WIFI 802.11a (Harmonic @ 3m)

WIFI	Band 6 6425~6525MHz Harmonic @ 3m	
ANT	802.11a CH97 6435MHz	
6+7	Horizontal	Vertical
Peak Avg.	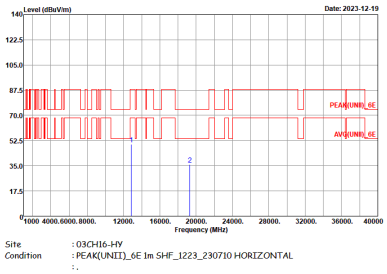	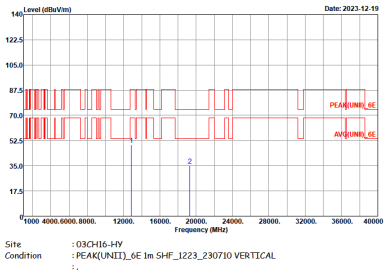

WIFI	Band 6 6425~6525MHz Harmonic @ 3m	
ANT	802.11a CH105 6475MHz	
6+7	Horizontal	Vertical
Peak Avg.	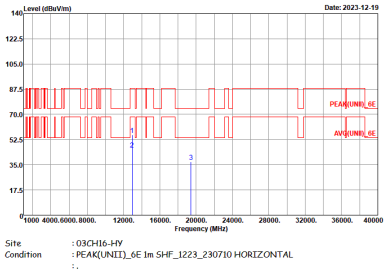 Site : 03CH16-HY Condition : PEAK(UNII)_6E 1m SHF_1223_230710 HORIZONTAL : .	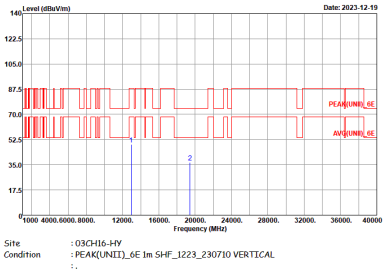 Site : 03CH16-HY Condition : PEAK(UNII)_6E 1m SHF_1223_230710 VERTICAL : .

WIFI	Band 6 6425~6525MHz Harmonic @ 3m	
ANT	802.11a CH113 6515MHz	
6+7	Horizontal	Vertical
Peak Avg.	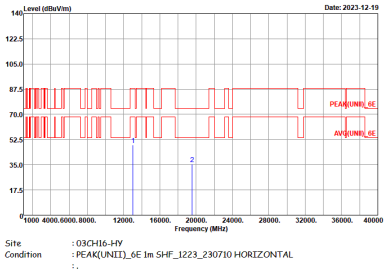	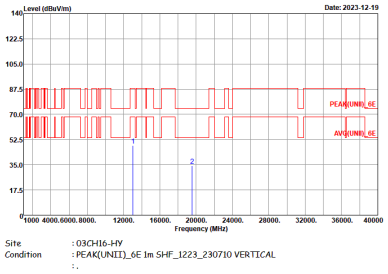

Band 6 6425~6525MHz

WIFI 802.11ax HE20 Full (Harmonic @ 3m)

WIFI	Band 6 6425~6525MHz Harmonic @ 3m	
ANT	802.11ax HE20 Full CH97 6435MHz	
6+7	Horizontal	Vertical
Peak Avg.	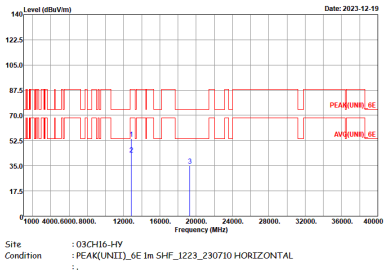	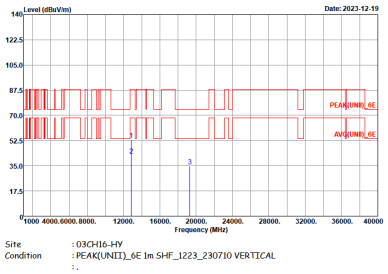

WIFI	Band 6 6425~6525MHz Harmonic @ 3m	
ANT	802.11ax HE20 Full CH105 6475MHz	
6+7	Horizontal	Vertical
Peak Avg.	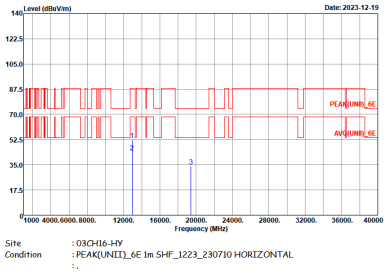	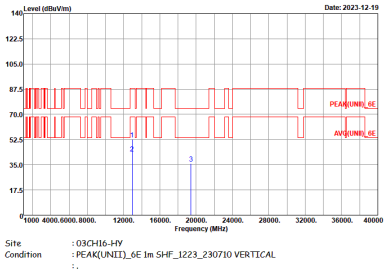

WIFI	Band 6 6425~6525MHz Harmonic @ 3m	
ANT	802.11ax HE20 Full CH113 6515MHz	
6+7	Horizontal	Vertical
Peak Avg.	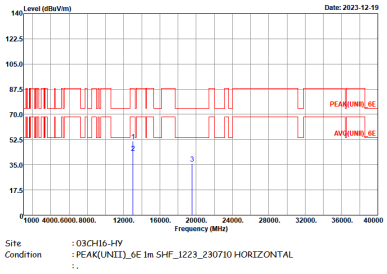	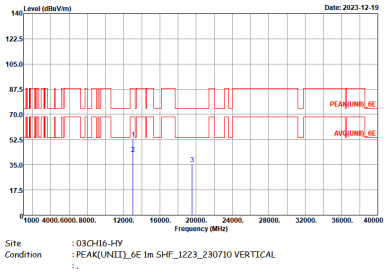

Band 6 6425~6525MHz

WIFI 802.11ax HE40 Full (Harmonic @ 3m)

WIFI	Band 6 6425~6525MHz Harmonic @ 3m	
ANT	802.11ax HE40 Full CH99 6445MHz	
6+7	Horizontal	Vertical
Peak Avg.	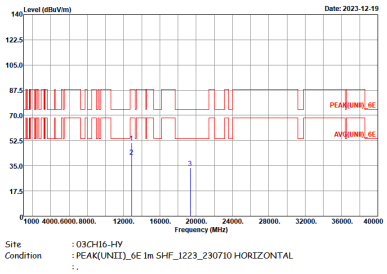	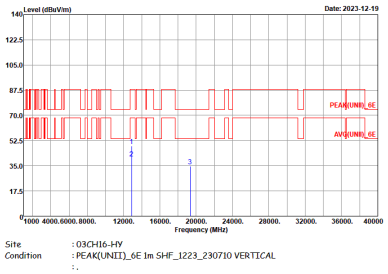

WIFI	Band 6 6425~6525MHz Harmonic @ 3m	
ANT	802.11ax HE40 Full CH107 6485MHz	
6+7	Horizontal	Vertical
Peak Avg.	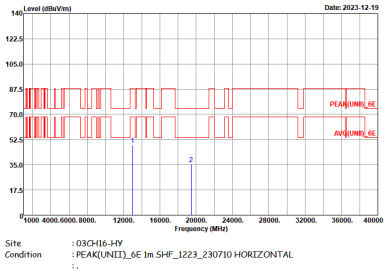	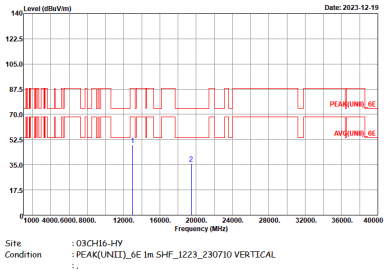

WIFI	Band 6 6425~6525MHz Harmonic @ 3m	
ANT	802.11ax HE40 Full CH115 6525MHz	
6+7	Horizontal	Vertical
Peak Avg.	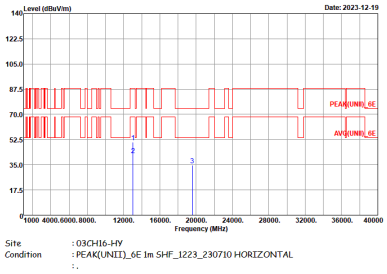	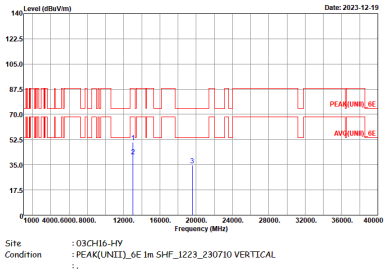

Band 6 6425~6525MHz

WIFI 802.11ax HE80 Full (Harmonic @ 3m)

WIFI	Band 6 6425~6525MHz Harmonic @ 3m	
ANT	802.11ax HE80 Full CH103 6465MHz	
6+7	Horizontal	Vertical
Peak Avg.	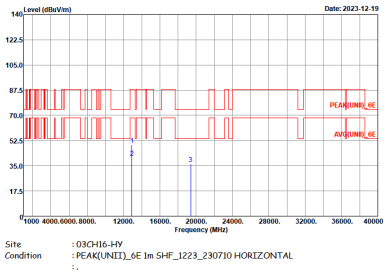	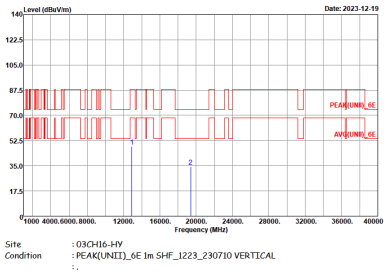

Band 6 6425~6525MHz

WIFI 802.11ax HE160 Full (Harmonic @ 3m)

WIFI	Band 6 6425~6525MHz Harmonic @ 3m	
ANT	802.11ax HE160 Full CH111 6505MHz	
6+7	Horizontal	Vertical
Peak Avg.	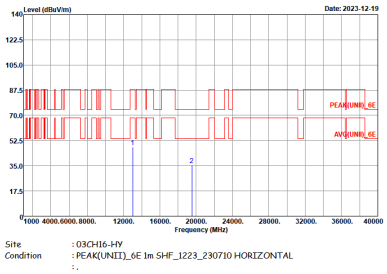	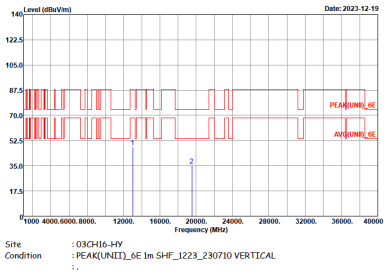

Band 7 - 6525~6875MHz

WIFI 802.11a (Harmonic @ 3m)

WIFI	Band 7 6525~6875MHz Harmonic @ 3m	
ANT	802.11a CH117 6535MHz	
6+7	Horizontal	Vertical
Peak Avg.	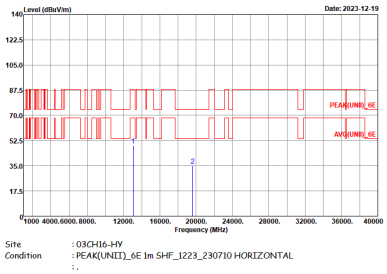	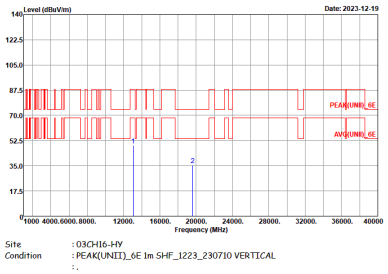

WIFI	Band 7 6525~6875MHz Harmonic @ 3m	
ANT	802.11a CH149 6695MHz	
6+7	Horizontal	Vertical
Peak Avg.	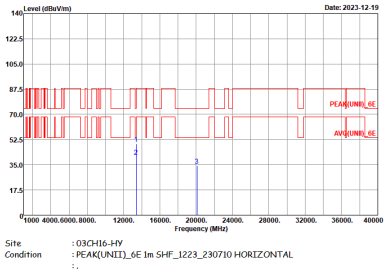	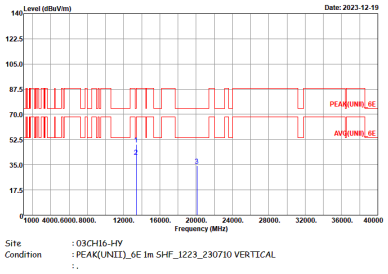

WIFI	Band 7 6525~6875MHz Harmonic @ 3m	
ANT	802.11a CH185 6875MHz	
6+7	Horizontal	Vertical
Peak Avg.	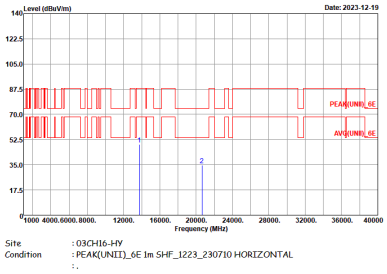	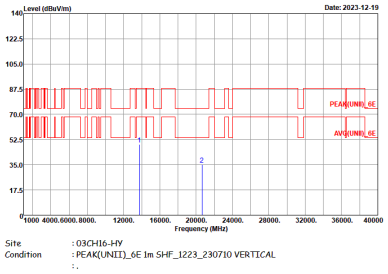

Band 7 6525~6875MHz

WIFI 802.11ax HE20 Full (Harmonic @ 3m)

WIFI	Band 7 6525~6875MHz Harmonic @ 3m	
ANT	802.11ax HE20 Full CH117 6535MHz	
6+7	Horizontal	Vertical
Peak Avg.	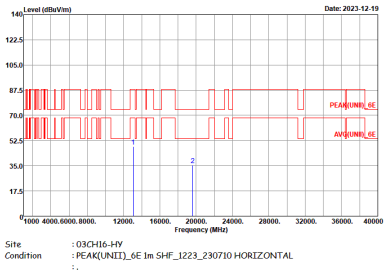	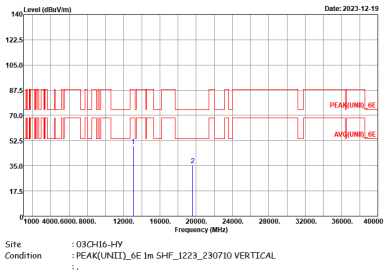

WIFI	Band 7 6525~6875MHz Harmonic @ 3m	
ANT	802.11ax HE20 Full CH149 6695MHz	
6+7	Horizontal	Vertical
Peak Avg.	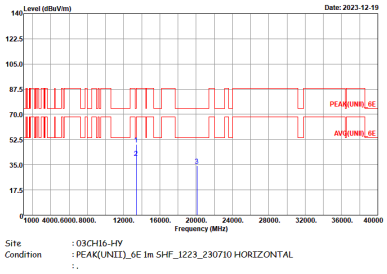	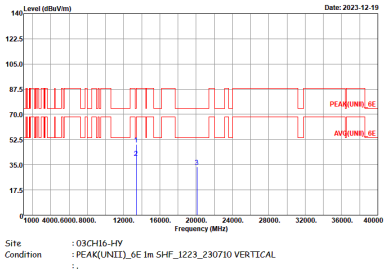

WIFI	Band 7 6525~6875MHz Harmonic @ 3m	
ANT	802.11ax HE20 Full CH185 6875MHz	
6+7	Horizontal	Vertical
Peak Avg.	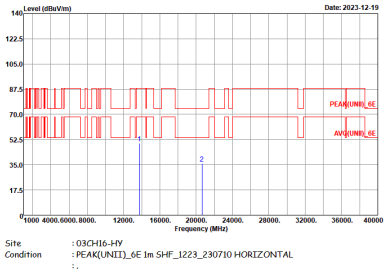	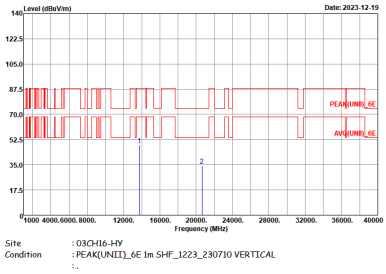

Band 7 6525~6875MHz

WIFI 802.11ax HE40 Full (Harmonic @ 3m)

WIFI	Band 7 6525~6875MHz Harmonic @ 3m	
ANT	802.11ax HE40 Full CH123 6565MHz	
6+7	Horizontal	Vertical
Peak Avg.	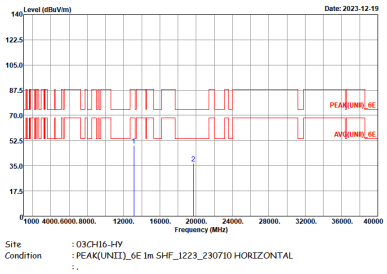	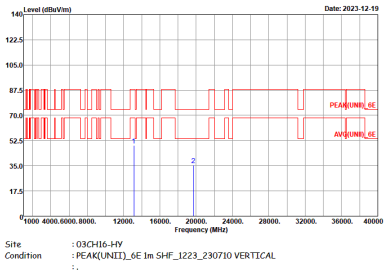

WIFI	Band 7 6525~6875MHz Harmonic @ 3m	
ANT	802.11ax HE40 Full CH147 6685MHz	
6+7	Horizontal	Vertical
Peak Avg.	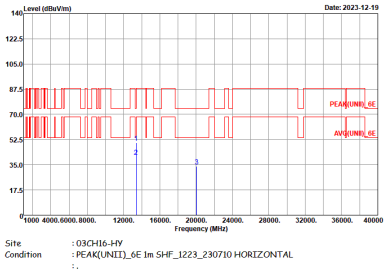	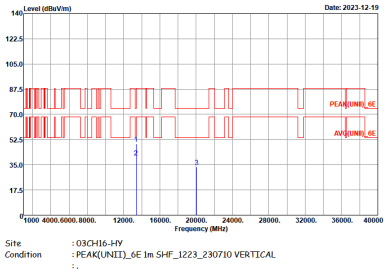

WIFI	Band 7 6525~6875MHz Harmonic @ 3m	
ANT	802.11ax HE40 Full CH187 6885MHz	
6+7	Horizontal	Vertical
Peak Avg.	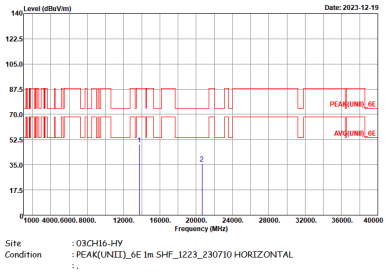	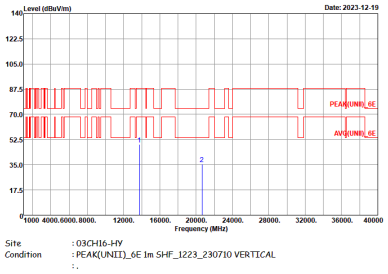

Band 7 6525~6875MHz

WIFI 802.11ax HE80 Full (Harmonic @ 3m)

WIFI	Band 7 6525~6875MHz Harmonic @ 3m	
ANT	802.11ax HE80 Full CH135 6625MHz	
6+7	Horizontal	Vertical
Peak Avg.	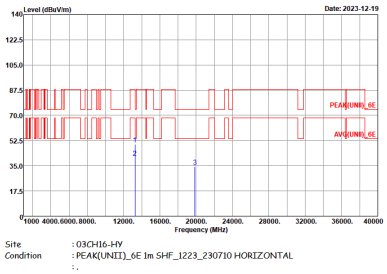	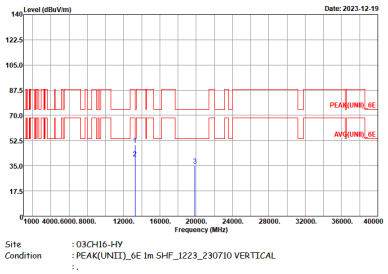

WIFI	Band 7 6525~6875MHz Harmonic @ 3m	
ANT	802.11ax HE80 Full CH151 6705MHz	
6+7	Horizontal	Vertical
Peak Avg.	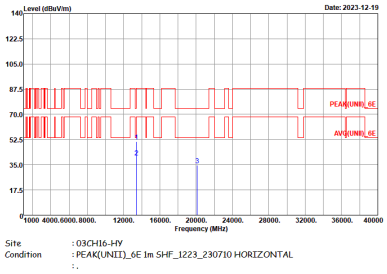	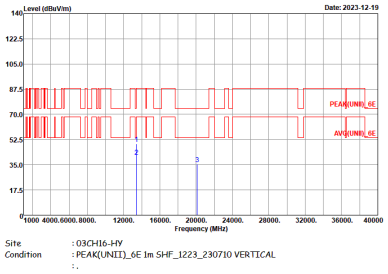

WIFI	Band 7 6525~6875MHz Harmonic @ 3m	
ANT	802.11ax HE80 Full CH183 6865MHz	
6+7	Horizontal	Vertical
Peak Avg.	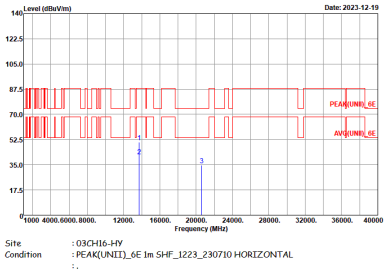 Site : 03CH16-HY Condition : PEAK(UNII)_6E 1m SHF_1223_230710 HORIZONTAL : .	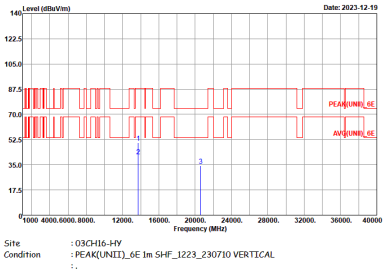 Site : 03CH16-HY Condition : PEAK(UNII)_6E 1m SHF_1223_230710 VERTICAL : .

Band 7 6525~6875MHz

WIFI 802.11ax HE160 Full (Harmonic @ 3m)

WIFI	Band 7 6525~6875MHz Harmonic @ 3m	
ANT	802.11ax HE160 Full CH143 6665MHz	
6+7	Horizontal	Vertical
Peak Avg.	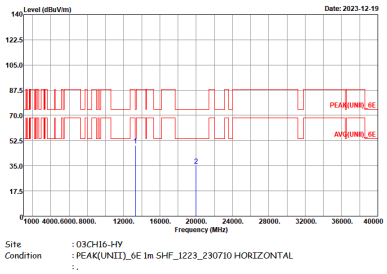	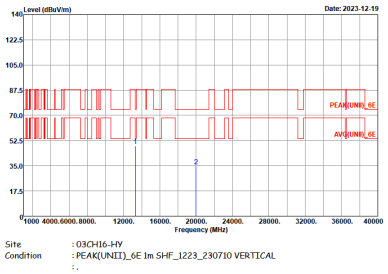

WIFI	Band 7 6525~6875MHz Harmonic @ 3m	
ANT	802.11ax HE160 Full CH175 6825MHz	
6+7	Horizontal	Vertical
Peak Avg.	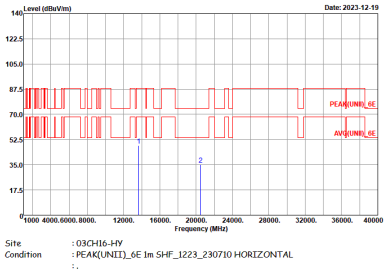	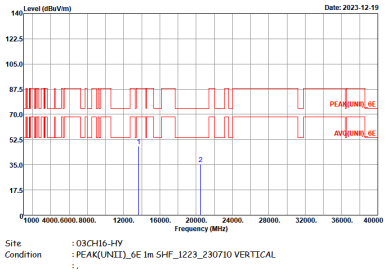

Band 8 - 6875~7125MHz

WIFI 802.11a (Band Edge @ 3m)

WIFI	Band 8 6875~7125MHz Band Edge @ 3m	
ANT	802.11a CH233 7115MHz	
6+7	Horizontal	Fundamental
Peak	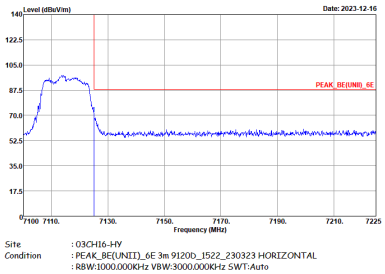	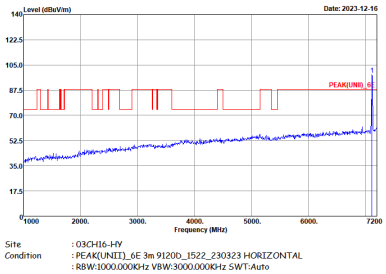
Avg.	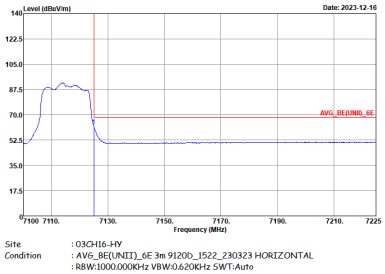	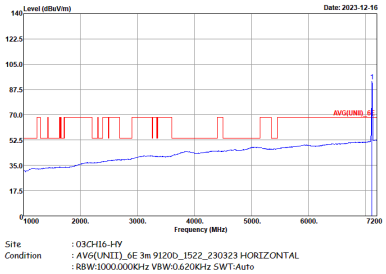

WIFI	Band 8 6875~7125MHz Band Edge @ 3m	
ANT	802.11a CH233 7115MHz	
6+7	Vertical	Fundamental
Peak	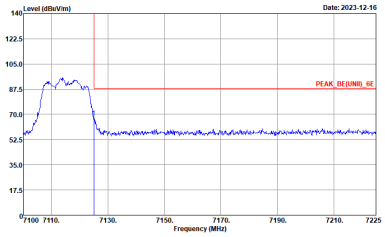	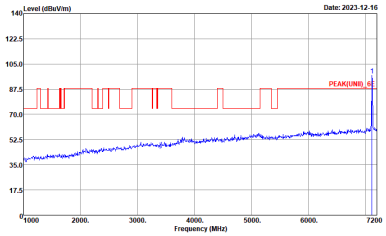
Avg.	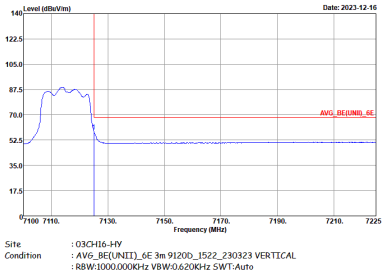	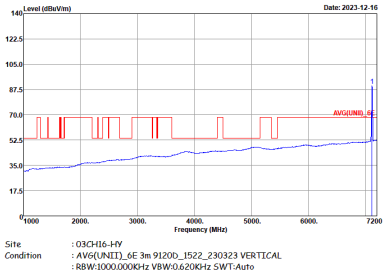

Band 8 6875~7125MHz

WIFI 802.11ax HE20 Full (Band Edge @ 3m)

WIFI	Band 8 6875~7125MHz Band Edge @ 3m	
ANT	802.11ax HE20 Full CH233 7115MHz	
6+7	Horizontal	Fundamental
Peak	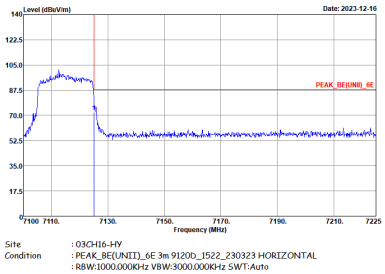	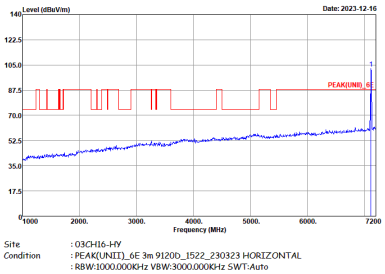
Avg.	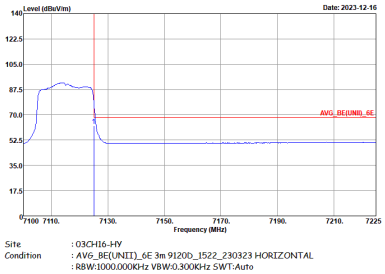	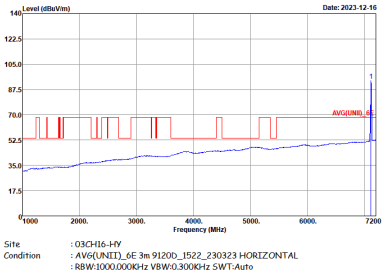

WIFI	Band 8 6875~7125MHz Band Edge @ 3m	
ANT	802.11ax HE20 Full CH233 7115MHz	
6+7	Vertical	Fundamental
Peak	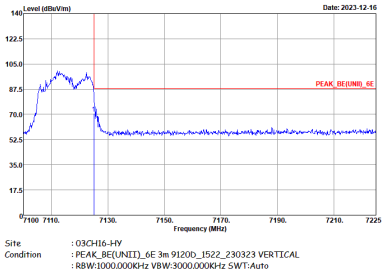	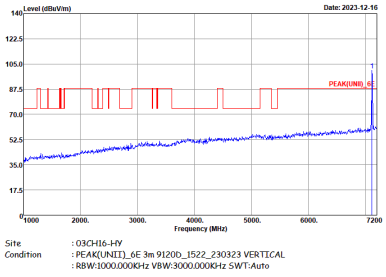
Avg.	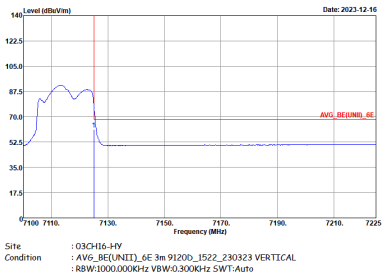	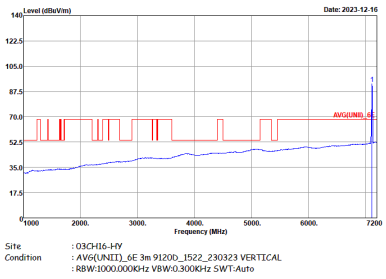

Band 8 - 6875~7125MHz

WIFI 802.11ax HE20 Partial 106 (Band Edge @ 3m)

WIFI	Band 8 6875~7125MHz Band Edge @ 3m	
ANT	802.11ax HE20 Partial 106/54 CH233 7115MHz	
6+7	Horizontal	Fundamental
Peak	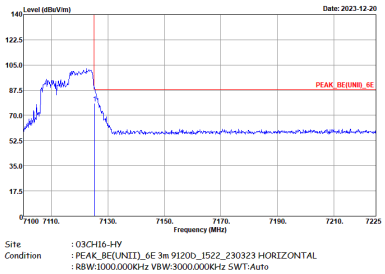	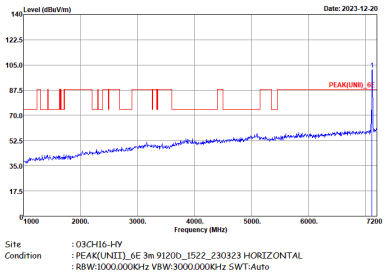
Avg.	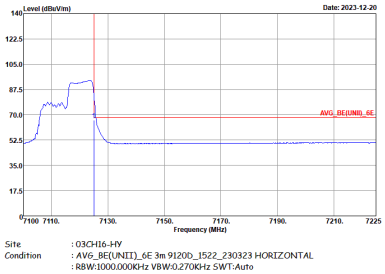	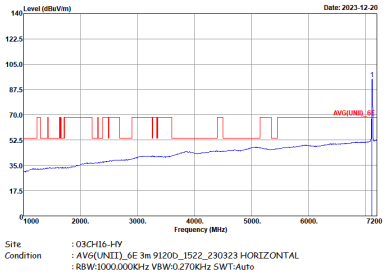

WIFI	Band 8 6875~7125MHz Band Edge @ 3m	
ANT	802.11ax HE20 Partial 106/54 CH233 7115MHz	
6+7	Vertical	Fundamental
Peak	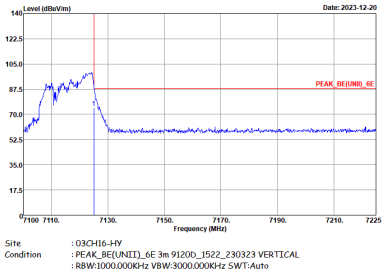	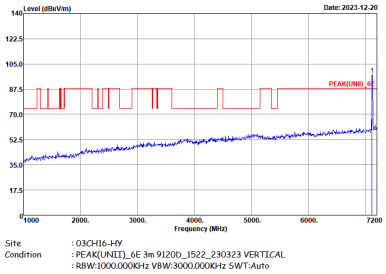
Avg.	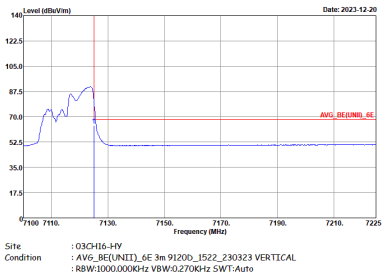	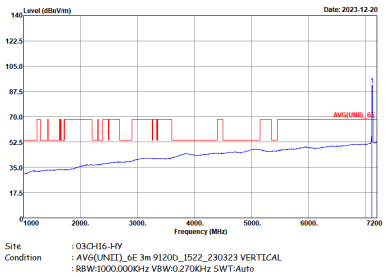

Band 8 - 6875~7125MHz

WIFI 802.11ax HE40 Full (Band Edge @ 3m)

WIFI	Band 8 6875~7125MHz Band Edge @ 3m	
ANT	802.11ax HE40 Full CH227 7085MHz	
6+7	Horizontal	Fundamental
Peak	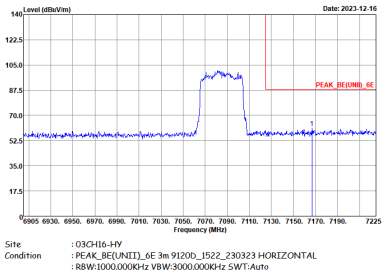	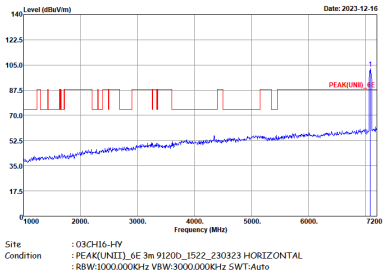
Avg.	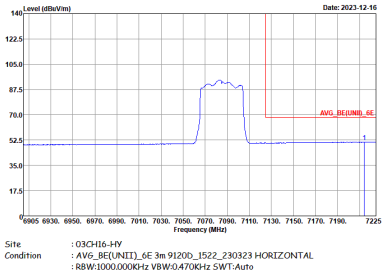	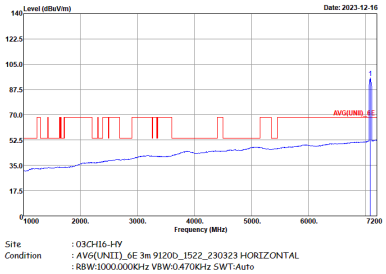

WIFI	Band 8 6875~7125MHz Band Edge @ 3m	
ANT	802.11ax HE40 Full CH227 7085MHz	
6+7	Vertical	Fundamental
Peak	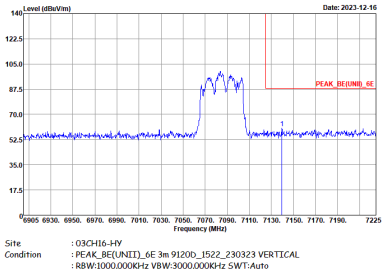	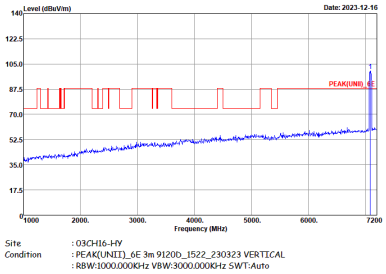
Avg.	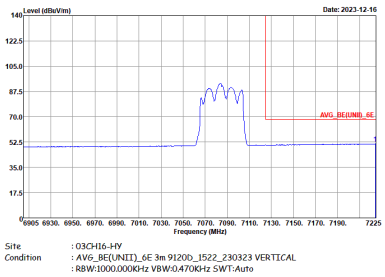	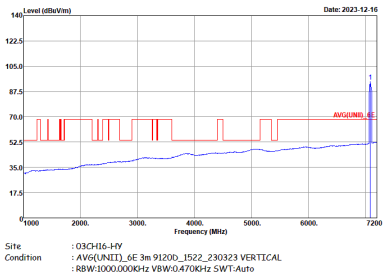

Band 8 - 6875~7125MHz

WIFI 802.11ax HE40 Partial 242 (Band Edge @ 3m)

WIFI	Band 8 6875~7125MHz Band Edge @ 3m	
ANT	802.11ax HE40 Partial 242/62 CH227 7085MHz	
6+7	Horizontal	Fundamental
Peak	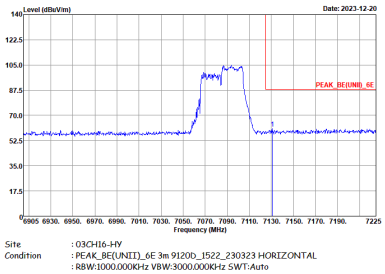	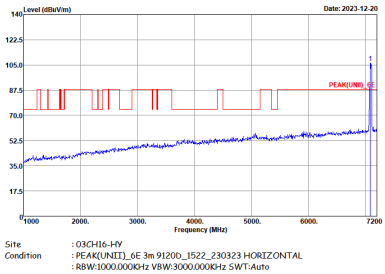
Avg.	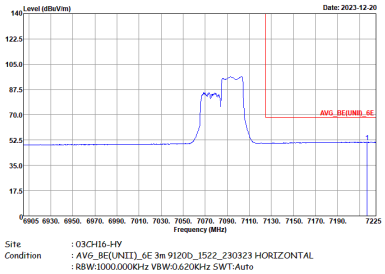	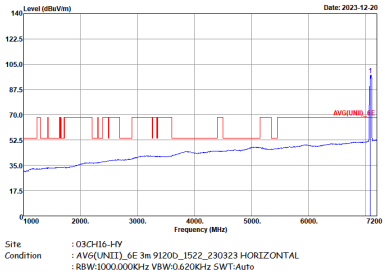

WIFI	Band 8 6875~7125MHz Band Edge @ 3m	
ANT	802.11ax HE40 Partial 242/62 CH227 7085MHz	
6+7	Vertical	Fundamental
Peak	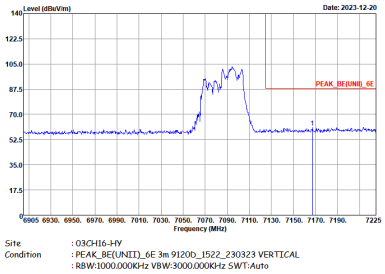	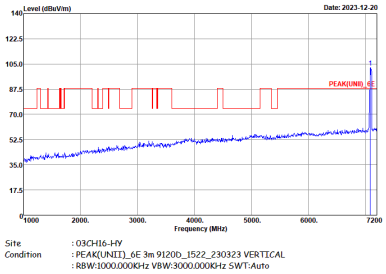
Avg.	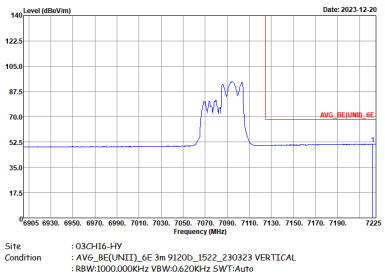	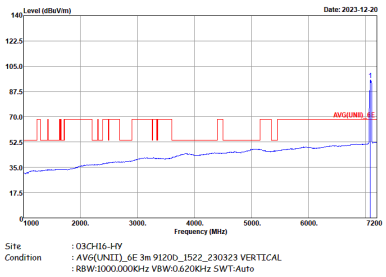

Band 8 - 6875~7125MHz

WIFI 802.11ax HE80 Full (Band Edge @ 3m)

WIFI	Band 8 6875~7125MHz Band Edge @ 3m	
ANT	802.11ax HE80 Full CH215 7025MHz	
6+7	Horizontal	Fundamental
Peak	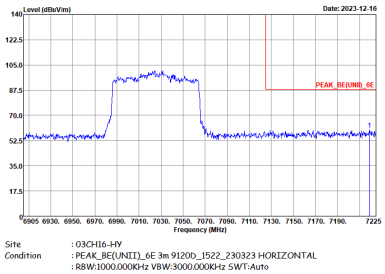	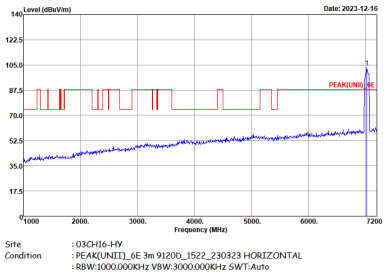
Avg.	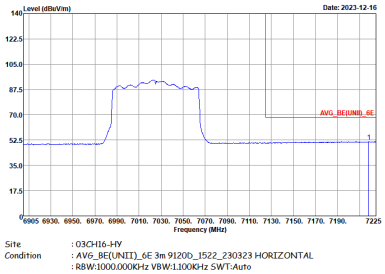	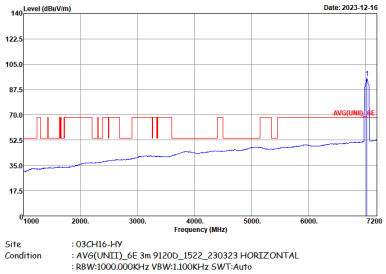

WIFI	Band 8 6875~7125MHz Band Edge @ 3m	
ANT	802.11ax HE80 Full CH215 7025MHz	
6+7	Vertical	Fundamental
Peak	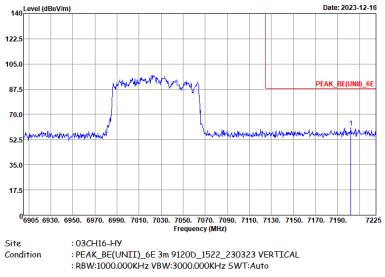	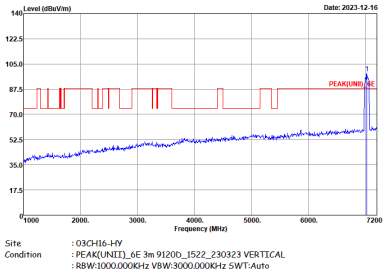
Avg.	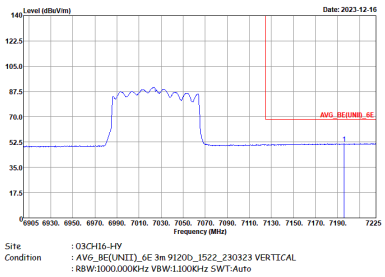	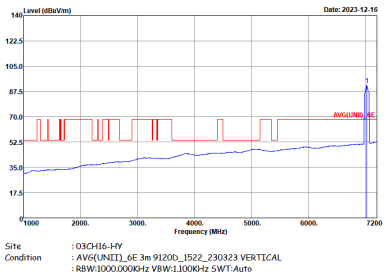

Band 8 - 6875~7125MHz

WIFI 802.11ax HE80 Partial 484 (Band Edge @ 3m)

WIFI	Band 8 6875~7125MHz Band Edge @ 3m	
ANT	802.11ax HE80 Partial 484/66 CH215 7025MHz	
6+7	Horizontal	Fundamental
Peak	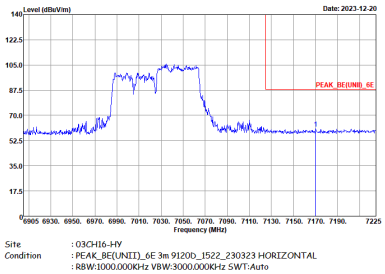	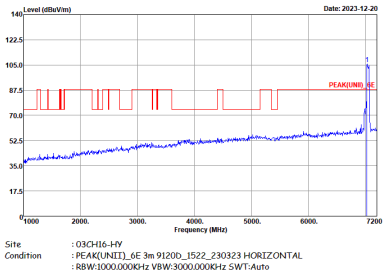
Avg.	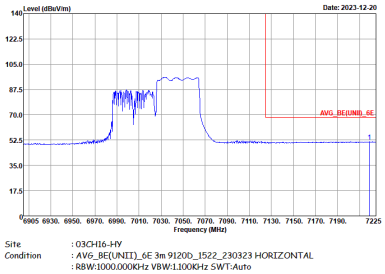	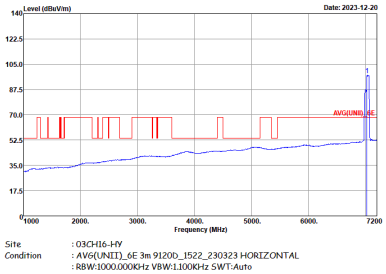

WIFI	Band 8 6875~7125MHz Band Edge @ 3m	
ANT	802.11ax HE80 Partial 484/66 CH215 7025MHz	
6+7	Vertical	Fundamental
Peak	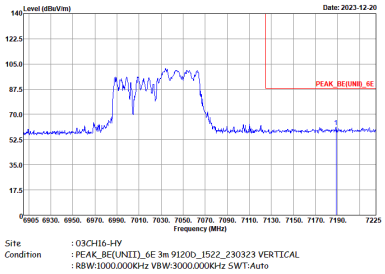	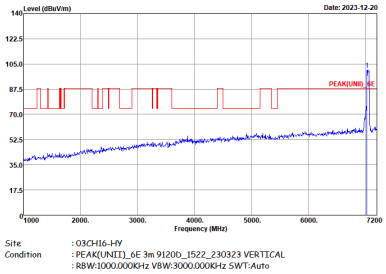
Avg.	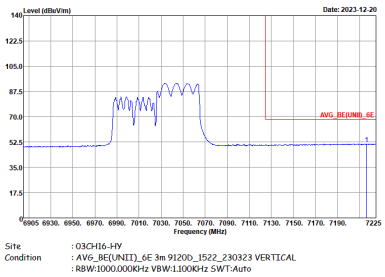	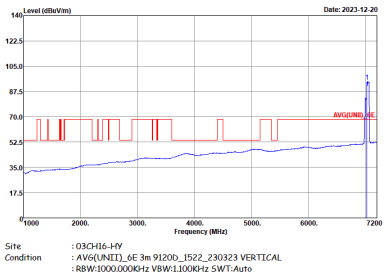

Band 8 - 6875~7125MHz

WIFI 802.11ax HE160 Full (Band Edge @ 3m)

WIFI	Band 8 6875~7125MHz Band Edge @ 3m	
ANT	802.11ax HE160 Full CH207 6985MHz	
6+7	Horizontal	Fundamental
Peak	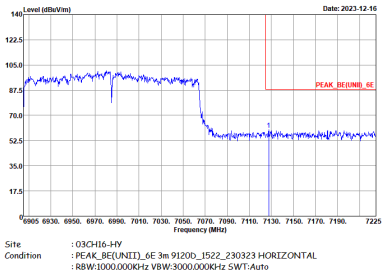	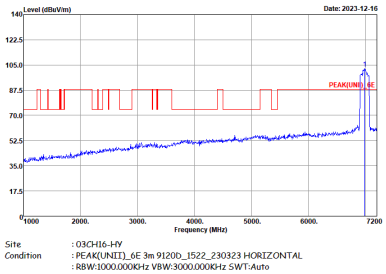
Avg.	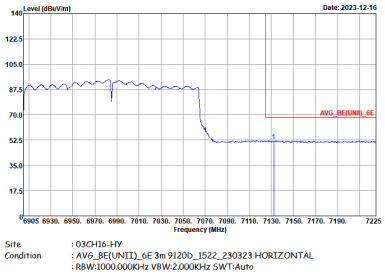	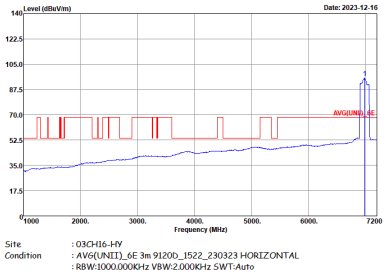

WIFI	Band 8 6875~7125MHz Band Edge @ 3m	
ANT	802.11ax HE160 Full CH207 6985MHz	
6+7	Vertical	Fundamental
Peak	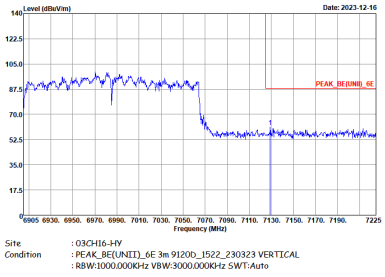	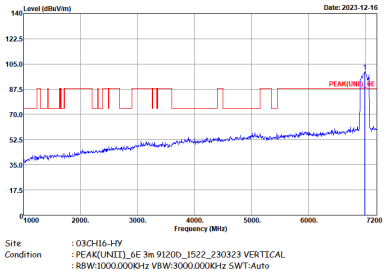
Avg.	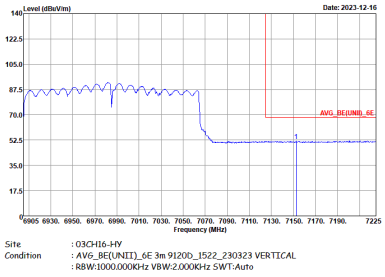	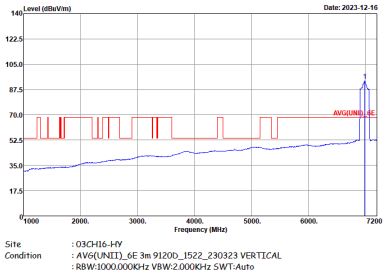

Band 8 - 6875~7125MHz

WIFI 802.11ax HE160 Partial 996 (Band Edge @ 3m)

WIFI	Band 8 6875~7125MHz Band Edge @ 3m	
ANT	802.11ax HE160 Partial 996/68 CH207 6985MHz	
6+7	Horizontal	Fundamental
Peak	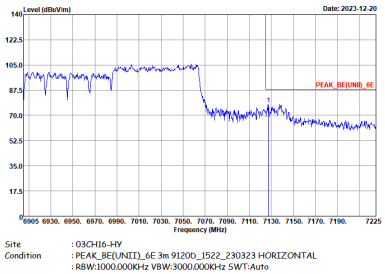	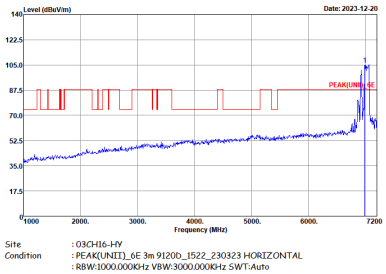
Avg.	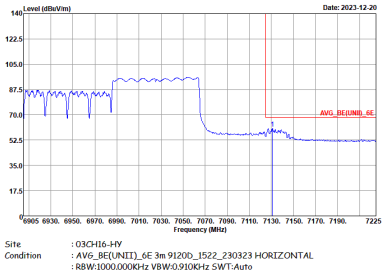	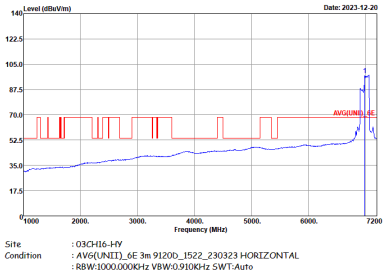

WIFI	Band 8 6875~7125MHz Band Edge @ 3m	
ANT	802.11ax HE160 Partial 996/68 CH207 6985MHz	
6+7	Vertical	Fundamental
Peak	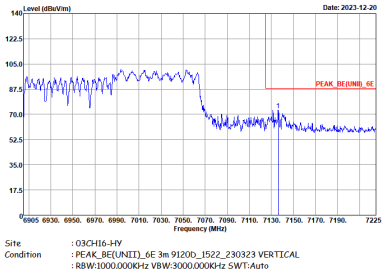	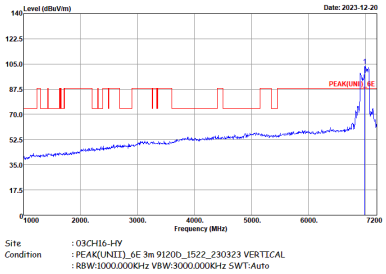
Avg.	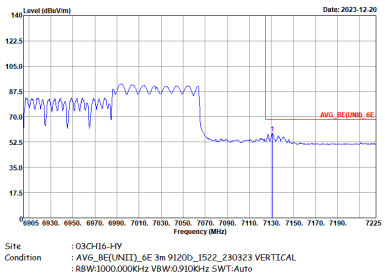	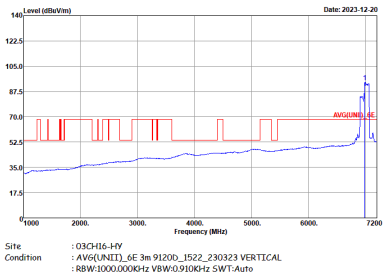

Band 8 - 6875~7125MHz

WIFI 802.11a (Harmonic @ 3m)

WIFI	Band 8 6875~7125MHz Harmonic @ 3m	
ANT	802.11a CH189 6895MHz	
6+7	Horizontal	Vertical
Peak Avg.	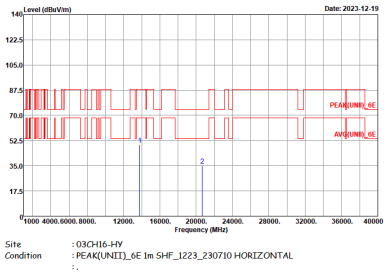	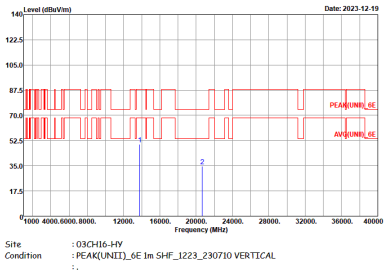

WIFI	Band 8 6875~7125MHz Harmonic @ 3m	
ANT	802.11a CH209 6995MHz	
6+7	Horizontal	Vertical
Peak Avg.	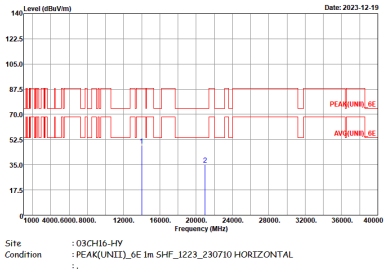	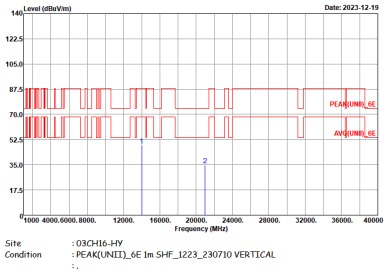

WIFI	Band 8 6875~7125MHz Harmonic @ 3m	
ANT	802.11a CH233 7115MHz	
6+7	Horizontal	Vertical
Peak Avg.	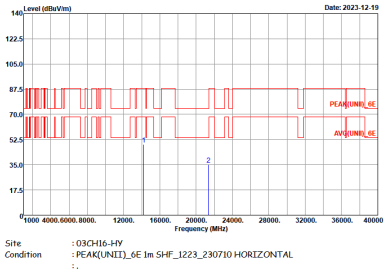	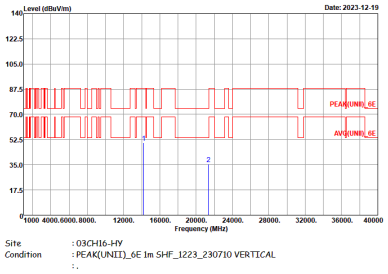

Band 8 6875~7125MHz

WIFI 802.11ax HE20 Full (Harmonic @ 3m)

WIFI	Band 8 6875~7125MHz Harmonic @ 3m	
ANT	802.11ax HE20 Full CH189 6895MHz	
6+7	Horizontal	Vertical
Peak Avg.	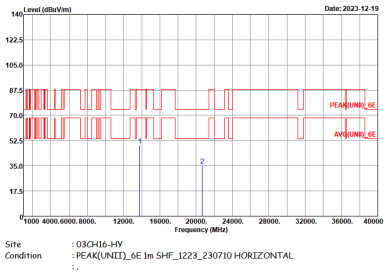	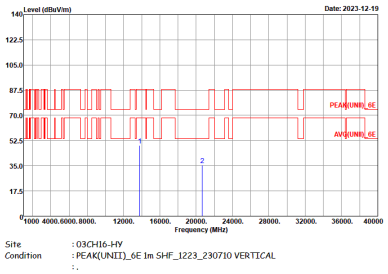

WIFI	Band 8 6875~7125MHz Harmonic @ 3m	
ANT	802.11ax HE20 Full CH209 6995MHz	
6+7	Horizontal	Vertical
Peak Avg.	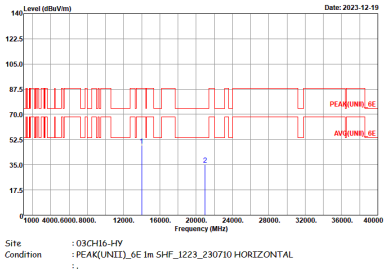	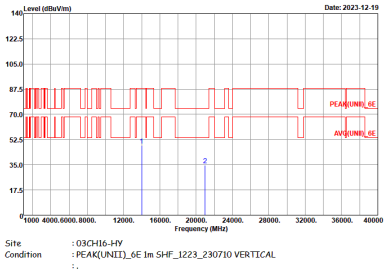

WIFI	Band 8 6875~7125MHz Harmonic @ 3m	
ANT	802.11ax HE20 Full CH233 7115MHz	
6+7	Horizontal	Vertical
Peak Avg.	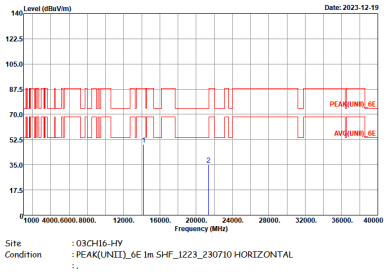	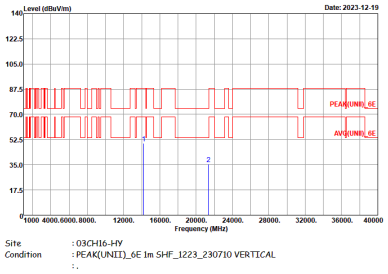

Band 8 - 6875~7125MHz

WIFI 802.11ax HE40 Full (Harmonic @ 3m)

WIFI	Band 8 6875~7125MHz Harmonic @ 3m	
ANT	802.11ax HE40 Full CH195 6925MHz	
6+7	Horizontal	Vertical
Peak Avg.	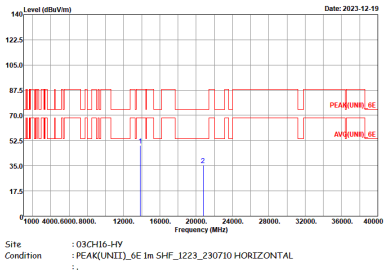	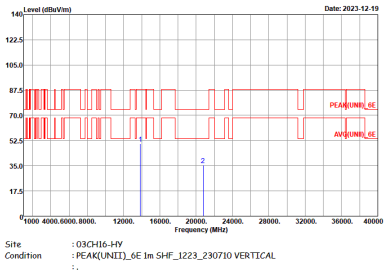

WIFI	Band 8 6875~7125MHz Harmonic @ 3m	
ANT	802.11ax HE40 Full CH211 7005MHz	
6+7	Horizontal	Vertical
Peak Avg.	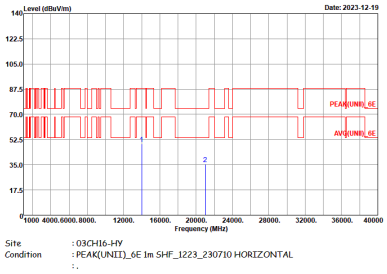	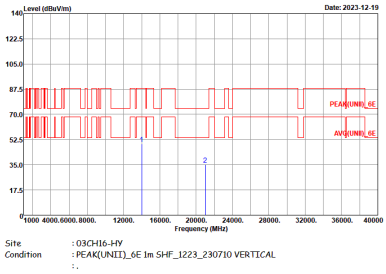

WIFI	Band 8 6875~7125MHz Harmonic @ 3m	
ANT	802.11ax HE40 Full CH227 7085MHz	
6+7	Horizontal	Vertical
Peak Avg.	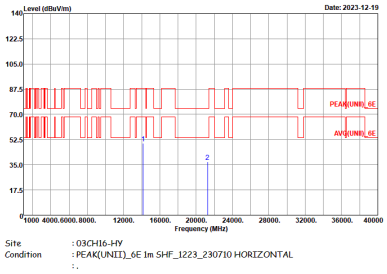	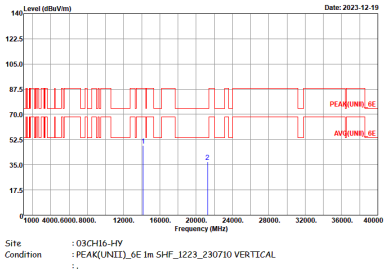

Band 8 - 6875~7125MHz

WIFI 802.11ax HE80 Full (Harmonic @ 3m)

WIFI	Band 8 6875~7125MHz Harmonic @ 3m	
ANT	802.11ax HE80 Full CH199 6945MHz	
6+7	Horizontal	Vertical
Peak Avg.	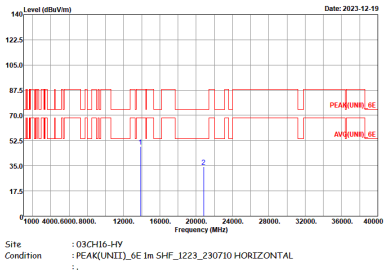	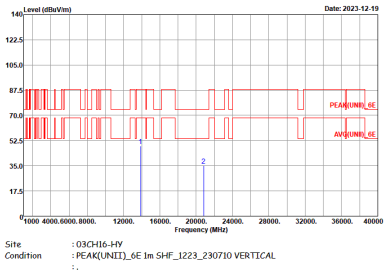

WIFI	Band 8 6875~7125MHz Harmonic @ 3m	
ANT	802.11ax HE80 Full CH215 7025MHz	
6+7	Horizontal	Vertical
Peak Avg.	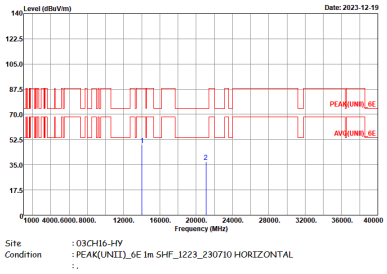 	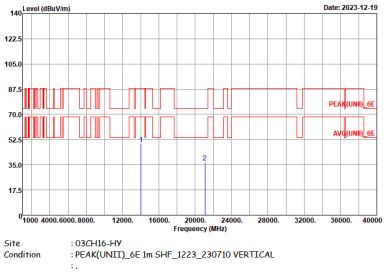

Band 8 - 6875~7125MHz

WIFI 802.11ax HE160 Full (Harmonic @ 3m)

WIFI	Band 8 6875~7125MHz Harmonic @ 3m	
ANT	802.11ax HE160 Full CH207 6985MHz	
6+7	Horizontal	Vertical
Peak Avg.	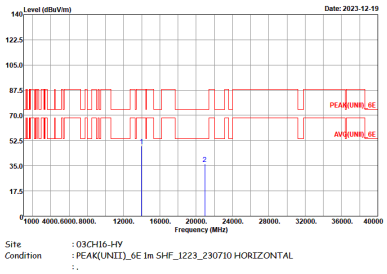	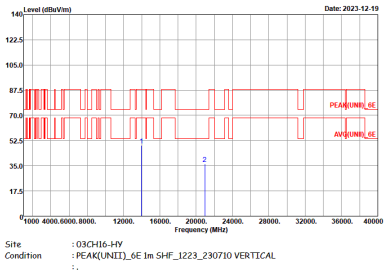

Emission below 1GHz

5GHz WIFI 802.11ax HE20 Full (LF)

WIFI	5GHz WIFI	
ANT	802.11ax HE20 Full LF	
6+7	Horizontal	Vertical
QP / Peak	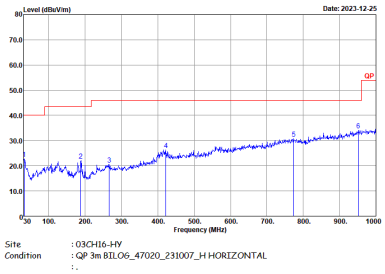	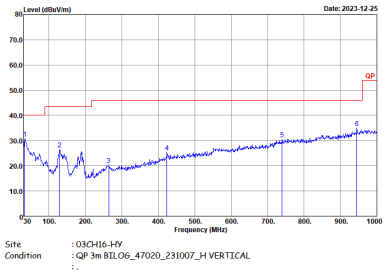

<Sample 2>

Band 8 - 6875~7125MHz

WIFI 802.11ax HE20 Full (Band Edge @ 3m)

WIFI	Band 8 6875~7125MHz Band Edge @ 3m	
ANT	802.11ax HE20 Full CH233 7115MHz	
6+7	Horizontal	Fundamental
Peak	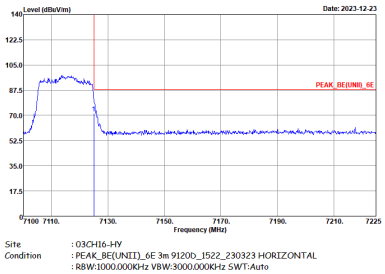	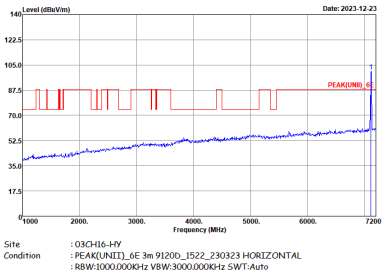
Avg.	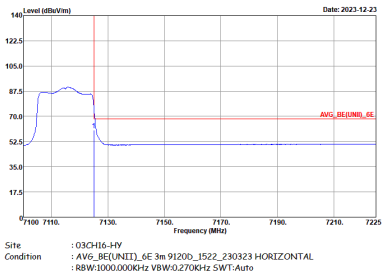	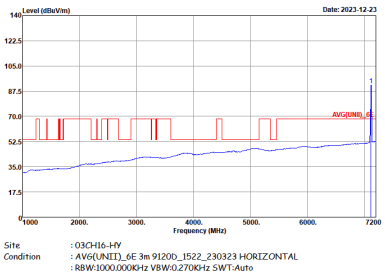

WIFI	Band 8 6875~7125MHz Band Edge @ 3m	
ANT	802.11ax HE20 Full CH233 7115MHz	
6+7	Vertical	Fundamental
Peak	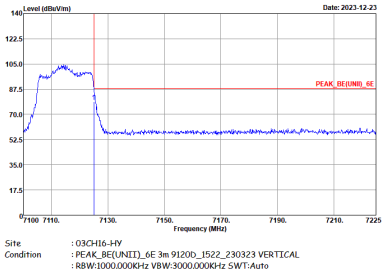	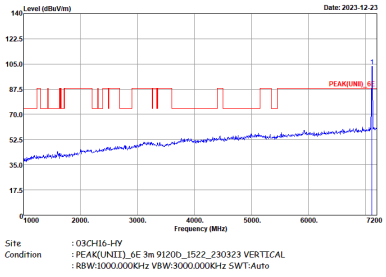
Avg.	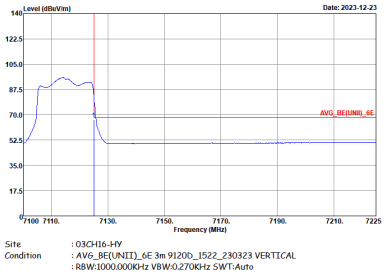	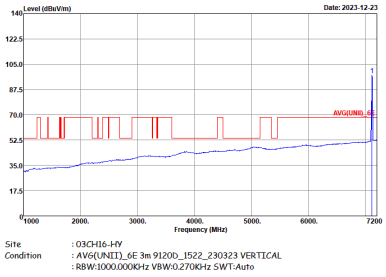

Band 8 - 6875~7125MHz

WIFI 802.11ax HE20 Full (Harmonic @ 3m)

WIFI	Band 8 6875~7125MHz Harmonic @ 3m	
ANT	802.11ax HE20 Full CH233 7115MHz	
6+7	Horizontal	Vertical
Peak Avg.	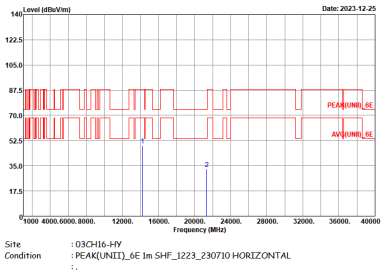	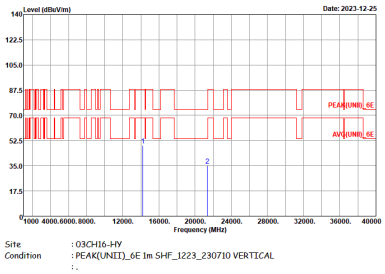

Emission below 1GHz

5GHz WIFI 802.11ax HE20 Full (LF)

WIFI	5GHz WIFI	
ANT	802.11ax HE20 Full LF	
6+7	Horizontal	Vertical
QP / Peak	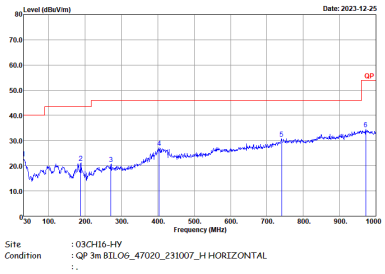	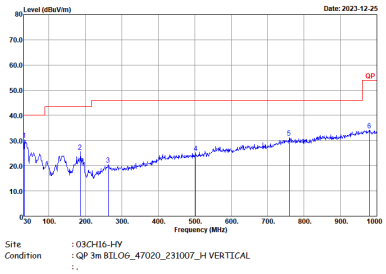

<Sample 3>

Band 8 - 6875~7125MHz

WIFI 802.11ax HE20 Full (Band Edge @ 3m)

WIFI	Band 8 6875~7125MHz Band Edge @ 3m	
ANT	802.11ax HE20 Full CH233 7115MHz	
6+7	Horizontal	Fundamental
Peak	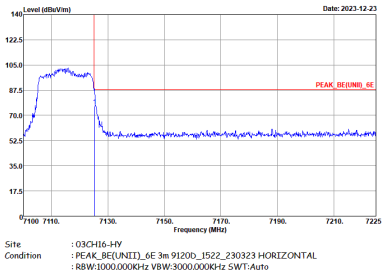	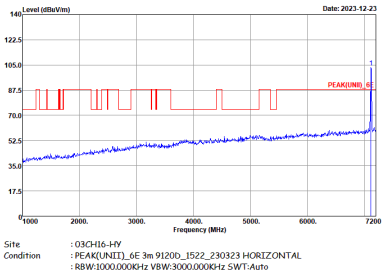
Avg.	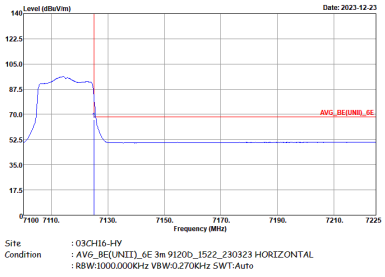	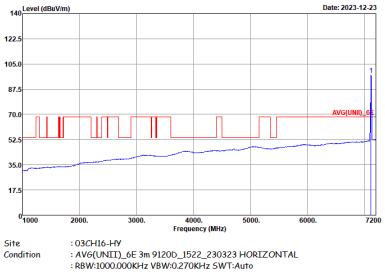

WIFI	Band 8 6875~7125MHz Band Edge @ 3m	
ANT	802.11ax HE20 Full CH233 7115MHz	
6+7	Vertical	Fundamental
Peak	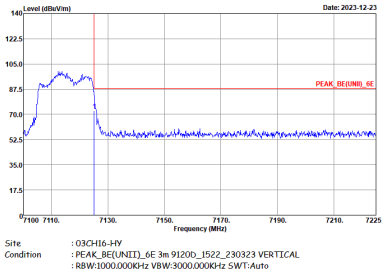	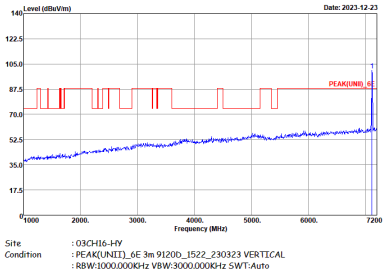
Avg.	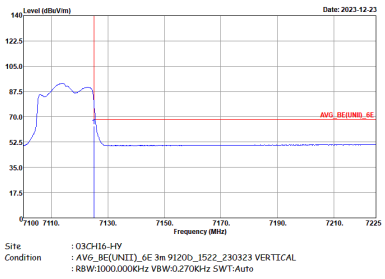	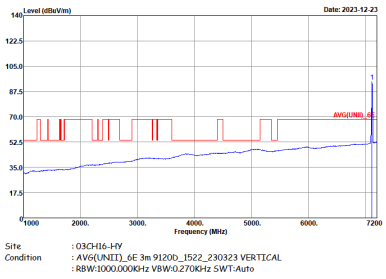

Band 8 - 6875~7125MHz

WIFI 802.11ax HE20 Full (Harmonic @ 3m)

WIFI	Band 8 6875~7125MHz Harmonic @ 3m	
ANT	802.11ax HE20 Full CH233 7115MHz	
6+7	Horizontal	Vertical
Peak Avg.	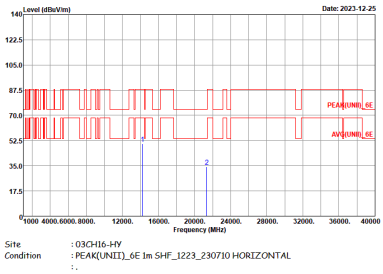	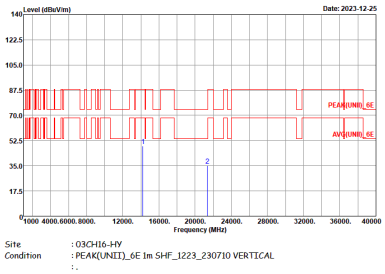

Emission below 1GHz

5GHz WIFI 802.11ax HE20 Full (LF)

WIFI	5GHz WIFI	
ANT	802.11ax HE20 Full LF	
6+7	Horizontal	Vertical
QP / Peak	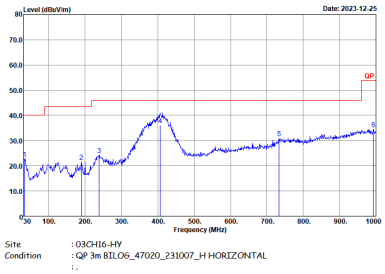	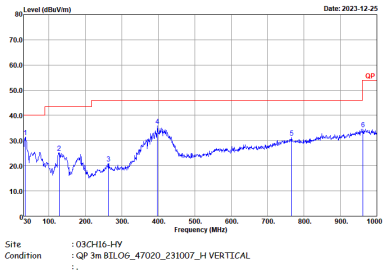

<Sample 4>

Band 8 - 6875~7125MHz

WIFI 802.11ax HE20 Full (Band Edge @ 3m)

WIFI	Band 8 6875~7125MHz Band Edge @ 3m	
ANT	802.11ax HE20 Full CH233 7115MHz	
6+7	Horizontal	Fundamental
Peak	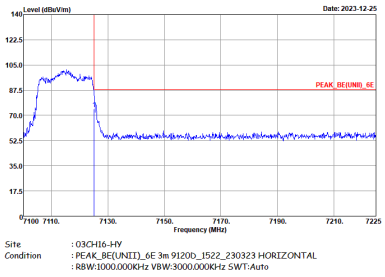	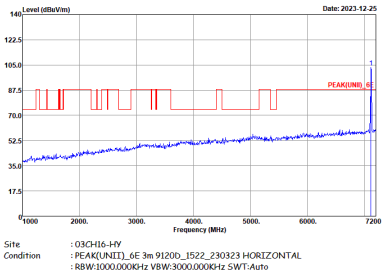
Avg.	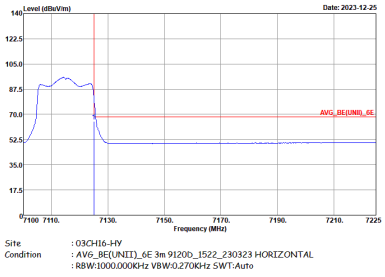	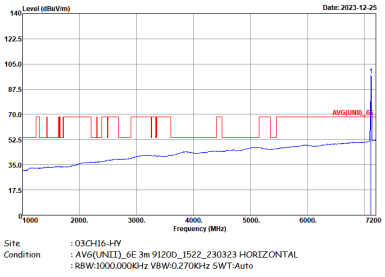

WIFI	Band 8 6875~7125MHz Band Edge @ 3m	
ANT	802.11ax HE20 Full CH233 7115MHz	
6+7	Vertical	Fundamental
Peak	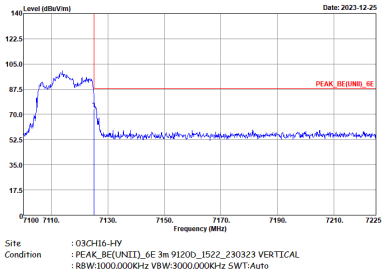	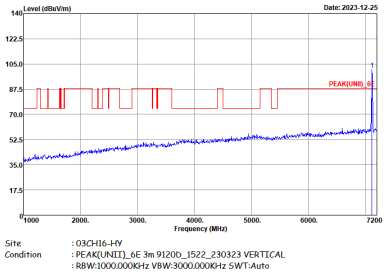
Avg.	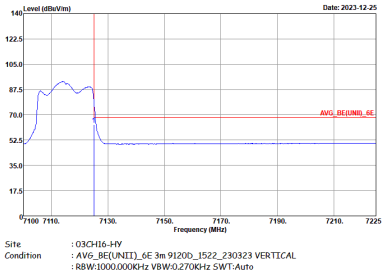	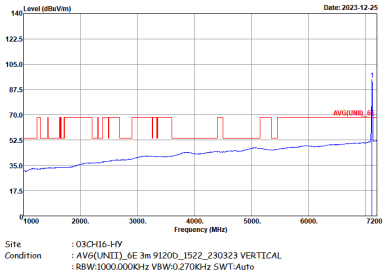

Band 8 - 6875~7125MHz

WIFI 802.11ax HE20 Full (Harmonic @ 3m)

WIFI	Band 8 6875~7125MHz Harmonic @ 3m	
ANT	802.11ax HE20 Full CH233 7115MHz	
6+7	Horizontal	Vertical
Peak Avg.	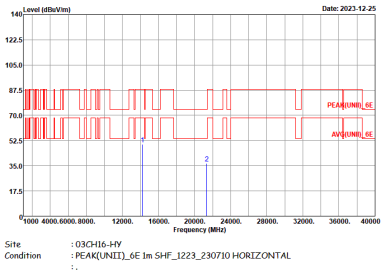	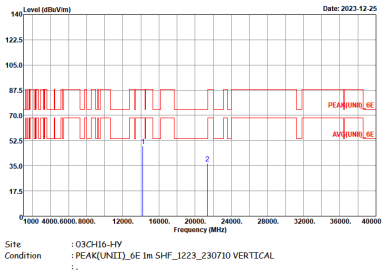

Emission below 1GHz

5GHz WIFI 802.11ax HE20 Full (LF)

WIFI	5GHz WIFI	
ANT	802.11ax HE20 Full LF	
6+7	Horizontal	Vertical
QP / Peak	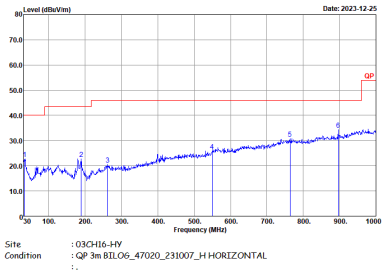	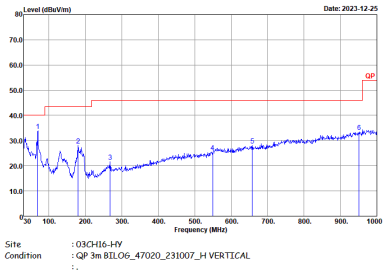

Appendix E. Duty Cycle Plots

Antenna	Band	Duty Cycle(%)	T(us)	1/T(kHz)	VBW Setting
6+7	6GHz 802.11a	85.79	1720	0.58	620Hz
6+7	6GHz 802.11ax HE20 Full RU	85.83	3708	0.27	300Hz
6+7	6GHz 802.11ax HE20 106 RU	85.96	3899	0.26	270Hz
6+7	6GHz 802.11ax HE40 Full RU	85.66	2210	0.45	470Hz
6+7	6GHz 802.11ax HE40 242 RU	85.88	1740	0.57	620Hz
6+7	6GHz 802.11ax HE80 Full RU	85.64	930	1.08	1.1KHz
6+7	6GHz 802.11ax HE80 484 RU	85.59	909	1.10	1.1KHz
6+7	6GHz 802.11ax HE160 Full RU	85.76	554	1.81	2KHz
6+7	6GHz 802.11ax HE160 996 RU	85.88	1125	0.89	910Hz

MIMO <Ant. 6+7>

6GHz 802.11a

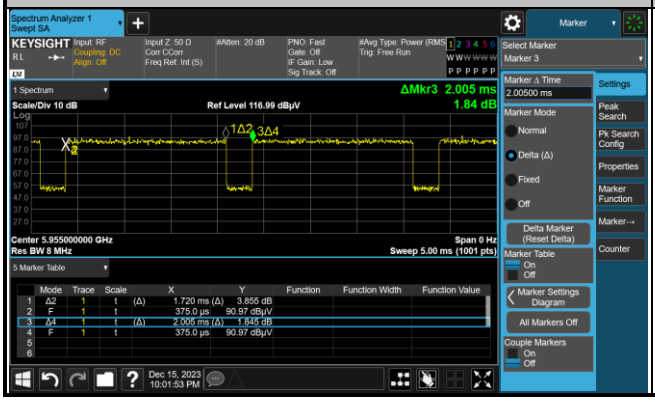

6GHz 802.11ax HE20 Full RU

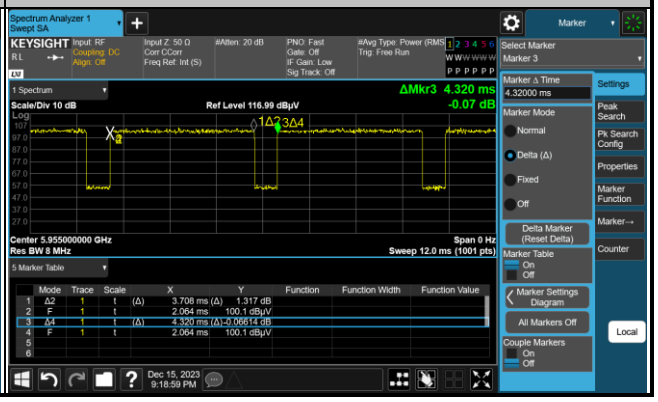

6GHz 802.11ax HE20 106 RU

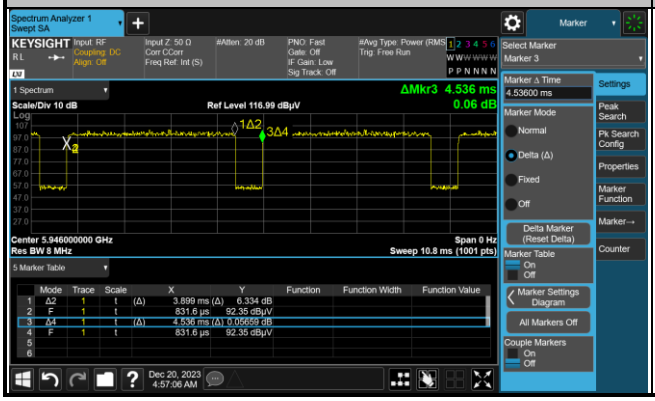

6GHz 802.11ax HE40 Full RU

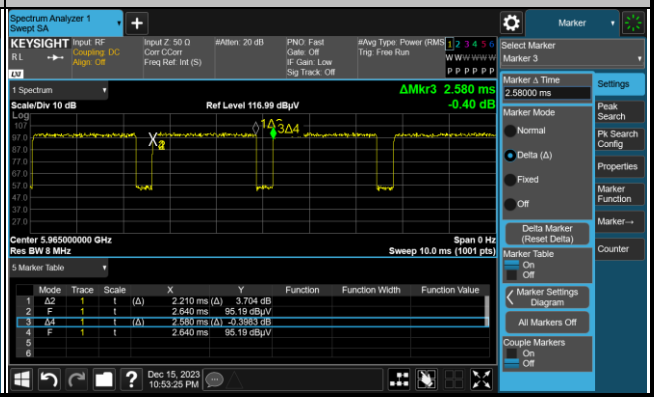

6GHz 802.11ax HE40 242 RU

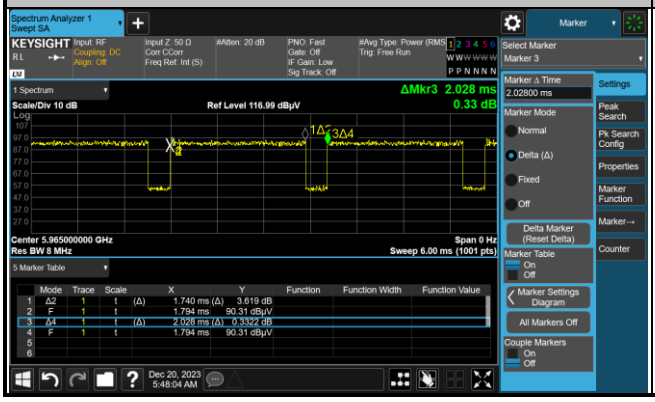

6GHz 802.11ax HE80 Full RU

6GHz 802.11ax HE80 484 RU

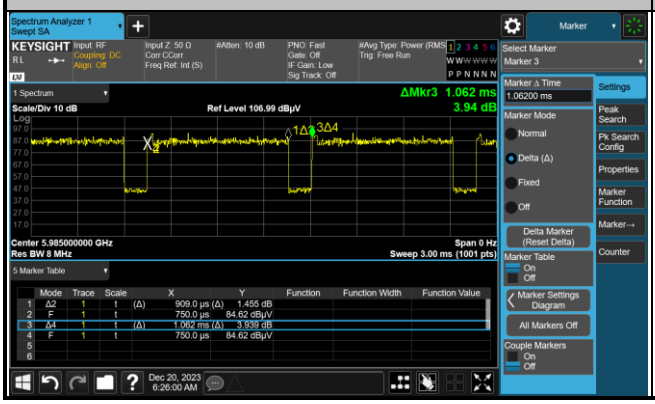

6GHz 802.11ax HE160 Full RU

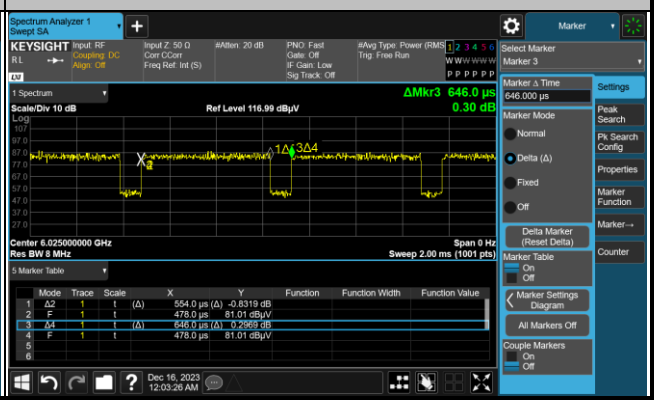

6GHz 802.11ax HE160 996 RU