Band 6 - 6425~6525MHz

WIFI 802.11a (Harmonic @ 3m)

WIFI Ant. 6+7	Note	Frequency (MHz)	Level (dBμV/m)	Margin (dB)	Limit Line (dBμV/m)	Read Level (dBμV)	Antenna Factor (dB/m)	Path Loss (dB)	Preamp Factor (dB)	Ant Pos (cm)	Table Pos (deg)	Peak Avg. (P/A)	Pol. (H/V)
802.11a CH 97 6435MHz		12870	52.33	-35.87	88.2	34.35	39.84	21.13	42.99	-	-	P	H
		19305	38.96	-35.04	74	49.28	38.19	15.89	64.4	-	-	P	H
													H
													H
													H
													H
													H
													H
													H
													H
													H
													H
		12870	51	-37.2	88.2	33.02	39.84	21.13	42.99	-	-	P	V
		19305	38.4	-35.6	74	48.72	38.19	15.89	64.4	-	-	P	V
													V
													V
													V
													V
													V
													V
													V
													V
													V
													V

WIFI Ant. 6+7	Note	Frequency (MHz)	Level (dBµV/m)	Margin (dB)	Limit Line (dBµV/m)	Read Level (dBµV)	Antenna Factor (dB/m)	Path Loss (dB)	Preamp Factor (dB)	Ant Pos (cm)	Table Pos (deg)	Peak Avg. (P/A)	Pol. (H/V)
		12950	51.75	-36.45	88.2	33.64	39.85	21.22	42.96	-	-	P	H
		19425	38.34	-35.66	74	48.88	37.85	16.01	64.4	-	-	P	H
													H
													H
													H
													H
													H
													H
													H
													H
													H
802.11a CH 105 6475MHz													H
		12950	52.04	-36.16	88.2	33.93	39.85	21.22	42.96	-	-	P	V
		19425	38.27	-35.73	74	48.81	37.85	16.01	64.4	-	-	P	V
													V
													V
													V
													V
													V
													V
													V
													V
													V
													V

WIFI Ant. 6+7	Note	Frequency (MHz)	Level (dBµV/m)	Margin (dB)	Limit Line (dBµV/m)	Read Level (dBµV)	Antenna Factor (dB/m)	Path Loss (dB)	Preamp Factor (dB)	Ant Pos (cm)	Table Pos (deg)	Peak Avg. (P/A)	Pol. (H/V)
a802.11a CH 113 6515MHz		13030	51.64	-36.56	88.2	33.51	39.77	21.31	42.95	-	-	P	H
		19545	39.16	-34.84	74	49.23	38.16	16.13	64.36	-	-	P	H
													H
													H
													H
													H
													H
													H
													H
													H
													H
													H
		13030	51.67	-36.53	88.2	33.54	39.77	21.31	42.95	-	-	P	V
		19545	39.66	-34.34	74	49.73	38.16	16.13	64.36	-	-	P	V
													V
													V
													V
													V
													V
													V
													V
													V
													V
													V
Remark	1. No other spurious found. 2. All results are PASS against Peak and Average limit line. 3. The emission position marked as "-" means no suspected emission found with sufficient margin against limit line or noise floor only.												

Band 6 6425~6525MHz

WIFI 802.11ax HE20 Full (Harmonic @ 3m)

WIFI Ant. 6+7	Note	Frequency (MHz)	Level (dBμV/m)	Margin (dB)	Limit Line (dBμV/m)	Read Level (dBμV)	Antenna Factor (dB/m)	Path Loss (dB)	Preamp Factor (dB)	Ant Pos (cm)	Table Pos (deg)	Peak Avg. (P/A)	Pol. (H/V)
		12870	52.33	-35.87	88.2	34.35	39.84	21.13	42.99	-	-	P	H
		19305	40.32	-33.68	74	50.64	38.19	15.89	64.4	-	-	P	H
													H
													H
													H
													H
													H
													H
													H
													H
802.11ax													H
HE20 Full													H
CH 97		12870	52.13	-36.07	88.2	34.15	39.84	21.13	42.99	-	-	P	V
6435MHz		19305	39.12	-34.88	74	49.44	38.19	15.89	64.4	-	-	P	V
													V
													V
													V
													V
													V
													V
													V
													V
													V
													V

WIFI Ant. 6+7	Note	Frequency (MHz)	Level (dBµV/m)	Margin (dB)	Limit Line (dBµV/m)	Read Level (dBµV)	Antenna Factor (dB/m)	Path Loss (dB)	Preamp Factor (dB)	Ant Pos (cm)	Table Pos (deg)	Peak Avg. (P/A)	Pol. (H/V)
		12950	52.22	-35.98	88.2	34.11	39.85	21.22	42.96	-	-	P	H
		19425	38.9	-35.1	74	49.44	37.85	16.01	64.4	-	-	P	H
													H
													H
													H
													H
													H
													H
													H
													H
802.11ax													H
HE20 Full													H
CH 105		12950	52.26	-35.94	88.2	34.15	39.85	21.22	42.96	-	-	P	V
6475MHz		19425	39.42	-34.58	74	49.96	37.85	16.01	64.4	-	-	P	V
													V
													V
													V
													V
													V
													V
													V
													V
													V
													V

WIFI Ant. 6+7	Note	Frequency (MHz)	Level (dBμV/m)	Margin (dB)	Limit Line (dBμV/m)	Read Level (dBμV)	Antenna Factor (dB/m)	Path Loss (dB)	Preamp Factor (dB)	Ant Pos (cm)	Table Pos (deg)	Peak Avg. (P/A)	Pol. (H/V)
		13030	53.5	-34.7	88.2	35.37	39.77	21.31	42.95	-	-	P	H
		19545	38.57	-35.43	74	48.64	38.16	16.13	64.36	-	-	P	H
													H
													H
													H
													H
													H
													H
													H
													H
802.11ax													H
HE20 Full													H
CH 113		13030	51.32	-36.88	88.2	33.19	39.77	21.31	42.95	-	-	P	V
6515MHz		19545	38.97	-35.03	74	49.04	38.16	16.13	64.36	-	-	P	V
													V
													V
													V
													V
													V
													V
													V
													V
													V
													V
Remark	1. No other spurious found. 2. All results are PASS against Peak and Average limit line. 3. The emission position marked as "-" means no suspected emission found with sufficient margin against limit line or noise floor only.												

Band 6 6425~6525MHz

WIFI 802.11ax HE40 Full (Harmonic @ 3m)

WIFI Ant. 6+7	Note	Frequency (MHz)	Level (dBμV/m)	Margin (dB)	Limit Line (dBμV/m)	Read Level (dBμV)	Antenna Factor (dB/m)	Path Loss (dB)	Preamp Factor (dB)	Ant Pos (cm)	Table Pos (deg)	Peak Avg. (P/A)	Pol. (H/V)
		12890	51.93	-36.27	88.2	33.88	39.88	21.15	42.98	-	-	P	H
		19335	38.26	-35.74	74	48.62	38.13	15.91	64.4	-	-	P	H
													H
													H
													H
													H
													H
													H
													H
													H
802.11ax													H
HE40 Full													H
CH 99		12890	51.85	-36.35	88.2	33.8	39.88	21.15	42.98	-	-	P	V
6445MHz		19335	37.63	-36.37	74	47.99	38.13	15.91	64.4	-	-	P	V
													V
													V
													V
													V
													V
													V
													V
													V
													V
													V

WIFI Ant. 6+7	Note	Frequency (MHz)	Level (dBµV/m)	Margin (dB)	Limit Line (dBµV/m)	Read Level (dBµV)	Antenna Factor (dB/m)	Path Loss (dB)	Preamp Factor (dB)	Ant Pos (cm)	Table Pos (deg)	Peak Avg. (P/A)	Pol. (H/V)
		12970	52.37	-35.83	88.2	34.25	39.83	21.24	42.95	-	-	P	H
		19455	38.69	-35.31	74	49.34	37.71	16.04	64.4	-	-	P	H
													H
													H
													H
													H
													H
													H
													H
													H
802.11ax													H
HE40 Full													H
CH 107		12970	52.07	-36.13	88.2	33.95	39.83	21.24	42.95	-	-	P	V
6485MHz		19455	38.31	-35.69	74	48.96	37.71	16.04	64.4	-	-	P	V
													V
													V
													V
													V
													V
													V
													V
													V
													V
													V

WIFI Ant. 6+7	Note	Frequency (MHz)	Level (dBμV/m)	Margin (dB)	Limit Line (dBμV/m)	Read Level (dBμV)	Antenna Factor (dB/m)	Path Loss (dB)	Preamp Factor (dB)	Ant Pos (cm)	Table Pos (deg)	Peak Avg. (P/A)	Pol. (H/V)
		13050	52.16	-36.04	88.2	34.03	39.75	21.35	42.97	-	-	P	H
		19575	38.17	-35.83	74	48.25	38.1	16.16	64.34	-	-	P	H
													H
													H
													H
													H
													H
													H
													H
													H
802.11ax													H
HE40 Full													H
CH 115		13050	51.38	-36.82	88.2	33.25	39.75	21.35	42.97	-	-	P	V
6525MHz		19575	39.57	-34.43	74	49.65	38.1	16.16	64.34	-	-	P	V
													V
													V
													V
													V
													V
													V
													V
													V
													V
													V

Remark

1. No other spurious found.
2. All results are PASS against Peak and Average limit line.
3. The emission position marked as "-" means no suspected emission found with sufficient margin against limit line or noise floor only.

Band 6 6425~6525MHz

WIFI 802.11ax HE80 Full (Harmonic @ 3m)

WIFI Ant. 6+7	Note	Frequency (MHz)	Level (dBμV/m)	Margin (dB)	Limit Line (dBμV/m)	Read Level (dBμV)	Antenna Factor (dB/m)	Path Loss (dB)	Preamp Factor (dB)	Ant Pos (cm)	Table Pos (deg)	Peak Avg. (P/A)	Pol. (H/V)
		12930	50.75	-37.45	88.2	32.66	39.87	21.19	42.97	-	-	P	H
		19395	37.93	-36.07	74	48.34	38.01	15.98	64.4	-	-	P	H
													H
													H
													H
													H
													H
													H
													H
													H
802.11ax													H
HE80 Full													H
CH 103		12930	50.98	-37.22	88.2	32.89	39.87	21.19	42.97	-	-	P	V
6465MHz		19395	38.07	-35.93	74	48.48	38.01	15.98	64.4	-	-	P	V
													V
													V
													V
													V
													V
													V
													V
													V
													V
													V

Band 6 6425~6525MHz

WIFI 802.11ax HE160 Full (Harmonic @ 3m)

WIFI Ant. 6+7	Note	Frequency (MHz)	Level (dBμV/m)	Margin (dB)	Limit Line (dBμV/m)	Read Level (dBμV)	Antenna Factor (dB/m)	Path Loss (dB)	Preamp Factor (dB)	Ant Pos (cm)	Table Pos (deg)	Peak Avg. (P/A)	Pol. (H/V)
802.11ax HE160 Full CH 111 6505MHz		13010	50.36	-37.84	88.2	32.23	39.79	21.28	42.94	-	-	P	H
		19515	39.99	-34.01	74	50.36	37.92	16.1	64.39	-	-	P	H
													H
													H
													H
													H
													H
													H
													H
													H
													H
													H
		13010	50.87	-37.33	88.2	32.74	39.79	21.28	42.94	-	-	P	V
		19515	38.55	-35.45	74	48.92	37.92	16.1	64.39	-	-	P	V
													V
													V
													V
													V
													V
													V
													V
													V
													V
													V
Remark	1. No other spurious found. 2. All results are PASS against Peak and Average limit line. 3. The emission position marked as "-" means no suspected emission found with sufficient margin against limit line or noise floor only.												

Band 7 - 6525~6875MHz

WIFI 802.11a (Harmonic @ 3m)

WIFI Ant.	Note	Frequency	Level	Margin	Limit Line	Read Level	Antenna Factor	Path Loss	Preamp Factor	Ant Pos	Table Pos	Peak Avg.	Pol.
6+7		(MHz)	(dBμV/m)	(dB)	(dBμV/m)	(dBμV)	(dB/m)	(dB)	(dB)	(cm)	(deg)	(P/A)	(H/V)
802.11a CH 117 6535MHz		13070	50.62	-37.58	88.2	32.49	39.73	21.37	42.97	-	-	P	H
		19603.8	38.92	-35.08	74	49.06	38	16.18	64.32	-	-	P	H
													H
													H
													H
													H
													H
													H
													H
													H
													H
													H
		13070	51.01	-37.19	88.2	32.88	39.73	21.37	42.97	-	-	P	V
		19603.8	38.73	-35.27	74	48.87	38	16.18	64.32	-	-	P	V
													V
													V
													V
													V
													V
													V
													V
													V
													V
													V

WIFI Ant. 6+7	Note	Frequency (MHz)	Level (dBµV/m)	Margin (dB)	Limit Line (dBµV/m)	Read Level (dBµV)	Antenna Factor (dB/m)	Path Loss (dB)	Preamp Factor (dB)	Ant Pos (cm)	Table Pos (deg)	Peak Avg. (P/A)	Pol. (H/V)
802.11a CH 149 6695MHz		13390	52.46	-21.54	74	33.59	40.16	21.84	43.13	350	193	P	H
		13390	43.22	-10.78	54	24.35	40.16	21.84	43.13	350	193	A	H
		20085	38.81	-35.19	74	48.03	38.1	16.66	63.98	-	-	P	H
													H
													H
													H
													H
													H
													H
													H
													H
													H
		13390	53.41	-20.59	74	34.54	40.16	21.84	43.13	150	106	P	V
		13390	43.21	-10.79	54	24.34	40.16	21.84	43.13	150	106	A	V
		20085	38.42	-35.58	74	47.64	38.1	16.66	63.98	-	-	P	V
													V
													V
													V
													V
													V
													V
													V
													V
													V

WIFI Ant. 6+7	Note	Frequency (MHz)	Level (dBμV/m)	Margin (dB)	Limit Line (dBμV/m)	Read Level (dBμV)	Antenna Factor (dB/m)	Path Loss (dB)	Preamp Factor (dB)	Ant Pos (cm)	Table Pos (deg)	Peak Avg. (P/A)	Pol. (H/V)
802.11a CH 185 6875MHz		13750	53.76	-34.44	88.2	35.2	39.75	22.35	43.54	-	-	P	H
		20625	39	-35	74	47.61	38	17.14	63.75	-	-	P	H
													H
													H
													H
													H
													H
													H
													H
													H
													H
													H
		13750	51.98	-36.22	88.2	33.42	39.75	22.35	43.54	-	-	P	V
		20625	39.77	-34.23	74	48.38	38	17.14	63.75	-	-	P	V
													V
													V
													V
													V
													V
													V
													V
													V
													V
													V
													V
Remark	1. No other spurious found. 2. All results are PASS against Peak and Average limit line. 3. The emission position marked as "-" means no suspected emission found with sufficient margin against limit line or noise floor only.												

Band 7 - 6525~6875MHz

WIFI 802. 11ax HE20 Full (Harmonic @ 3m)

WIFI Ant. 6+7	Note	Frequency (MHz)	Level (dBμV/m)	Margin (dB)	Limit Line (dBμV/m)	Read Level (dBμV)	Antenna Factor (dB/m)	Path Loss (dB)	Preamp Factor (dB)	Ant Pos (cm)	Table Pos (deg)	Peak Avg. (P/A)	Pol. (H/V)
		13070	51.86	-36.34	88.2	33.73	39.73	21.37	42.97	-	-	P	H
		19605	38.66	-35.34	74	48.79	38	16.19	64.32	-	-	P	H
													H
													H
													H
													H
													H
													H
													H
													H
802.11ax													H
HE20 Full													H
CH 117		13070	52.54	-35.66	88.2	34.41	39.73	21.37	42.97	-	-	P	V
6535MHz		19605	39.48	-34.52	74	49.61	38	16.19	64.32	-	-	P	V
													V
													V
													V
													V
													V
													V
													V
													V
													V
													V

WIFI Ant. 6+7	Note	Frequency (MHz)	Level (dBμV/m)	Margin (dB)	Limit Line (dBμV/m)	Read Level (dBμV)	Antenna Factor (dB/m)	Path Loss (dB)	Preamp Factor (dB)	Ant Pos (cm)	Table Pos (deg)	Peak Avg. (P/A)	Pol. (H/V)
		13390	52.86	-21.14	74	33.99	40.16	21.84	43.13	300	298	P	H
		13390	43.03	-10.97	54	24.16	40.16	21.84	43.13	300	298	A	H
		20085	38.95	-35.05	74	48.17	38.1	16.66	63.98	-	-	P	H
													H
													H
													H
													H
													H
													H
													H
802.11ax													H
HE20 Full													H
CH 149		13390	52.51	-21.49	74	33.64	40.16	21.84	43.13	250	41	P	V
6695MHz		13390	42.99	-11.01	54	24.12	40.16	21.84	43.13	250	41	A	V
		20085	38.8	-35.2	74	48.02	38.1	16.66	63.98	-	-	P	V
													V
													V
													V
													V
													V
													V
													V
													V
													V

WIFI Ant. 6+7	Note	Frequency (MHz)	Level (dBμV/m)	Margin (dB)	Limit Line (dBμV/m)	Read Level (dBμV)	Antenna Factor (dB/m)	Path Loss (dB)	Preamp Factor (dB)	Ant Pos (cm)	Table Pos (deg)	Peak Avg. (P/A)	Pol. (H/V)
		13750	52.94	-35.26	88.2	34.38	39.75	22.35	43.54	-	-	P	H
		20625	40.33	-33.67	74	48.94	38	17.14	63.75	-	-	P	H
													H
													H
													H
													H
													H
													H
													H
													H
802.11ax													H
HE20 Full													H
CH 185		13750	53.5	-34.7	88.2	34.94	39.75	22.35	43.54	-	-	P	V
6875MHz		20625	38.71	-35.29	74	47.32	38	17.14	63.75	-	-	P	V
													V
													V
													V
													V
													V
													V
													V
													V
													V
													V

Remark

1. No other spurious found.
2. All results are PASS against Peak and Average limit line.
3. The emission position marked as "-" means no suspected emission found with sufficient margin against limit line or noise floor only.

Band 7 - 6525~6875MHz

WIFI 802. 11ax HE40 Full (Harmonic @ 3m)

WIFI Ant. 6+7	Note	Frequency (MHz)	Level (dBμV/m)	Margin (dB)	Limit Line (dBμV/m)	Read Level (dBμV)	Antenna Factor (dB/m)	Path Loss (dB)	Preamp Factor (dB)	Ant Pos (cm)	Table Pos (deg)	Peak Avg. (P/A)	Pol. (H/V)
		13130	51.12	-37.08	88.2	32.9	39.76	21.46	43	-	-	P	H
		19695	39.28	-34.72	74	49.06	38.18	16.28	64.24	-	-	P	H
													H
													H
													H
													H
													H
													H
													H
													H
802.11ax													H
HE40 Full													H
CH 123		13130	51.18	-37.02	88.2	32.96	39.76	21.46	43	-	-	P	V
6565MHz		19695	39.59	-34.41	74	49.37	38.18	16.28	64.24	-	-	P	V
													V
													V
													V
													V
													V
													V
													V
													V
													V
													V

WIFI Ant. 6+7	Note	Frequency (MHz)	Level (dBµV/m)	Margin (dB)	Limit Line (dBµV/m)	Read Level (dBµV)	Antenna Factor (dB/m)	Path Loss (dB)	Preamp Factor (dB)	Ant Pos (cm)	Table Pos (deg)	Peak Avg. (P/A)	Pol. (H/V)
		13370	52.28	-21.72	74	33.51	40.08	21.81	43.12	300	21	P	H
		13370	43.02	-10.98	54	24.25	40.08	21.81	43.12	300	21	A	H
		20055	38.13	-35.87	74	47.39	38.1	16.63	63.99	-	-	P	H
													H
													H
													H
													H
													H
													H
													H
802.11ax													H
HE40 Full													H
CH 147		13370	52.92	-21.08	74	34.15	40.08	21.81	43.12	200	253	P	V
6685MHz		13370	42.99	-11.01	54	24.22	40.08	21.81	43.12	200	253	A	V
		20055	39.01	-34.99	74	48.27	38.1	16.63	63.99	-	-	P	V
													V
													V
													V
													V
													V
													V
													V
													V
													V

WIFI Ant. 6+7	Note	Frequency (MHz)	Level (dBμV/m)	Margin (dB)	Limit Line (dBμV/m)	Read Level (dBμV)	Antenna Factor (dB/m)	Path Loss (dB)	Preamp Factor (dB)	Ant Pos (cm)	Table Pos (deg)	Peak Avg. (P/A)	Pol. (H/V)
		13770	51.79	-36.41	88.2	33.24	39.73	22.39	43.57	-	-	P	H
		20655	39.52	-34.48	74	48.06	38.01	17.16	63.71	-	-	P	H
													H
													H
													H
													H
													H
													H
													H
													H
802.11ax													H
HE40 Full													H
CH 187		13770	52.86	-35.34	88.2	34.31	39.73	22.39	43.57	-	-	P	V
6885MHz		20655	40.48	-33.52	74	49.02	38.01	17.16	63.71	-	-	P	V
													V
													V
													V
													V
													V
													V
													V
													V
													V
													V
Remark	1. No other spurious found. 2. All results are PASS against Peak and Average limit line. 3. The emission position marked as "-" means no suspected emission found with sufficient margin against limit line or noise floor only.												

Band 7 - 6525~6875MHz

WIFI 802. 11ax HE80 Full (Harmonic @ 3m)

WIFI Ant. 6+7	Note	Frequency (MHz)	Level (dBμV/m)	Margin (dB)	Limit Line (dBμV/m)	Read Level (dBμV)	Antenna Factor (dB/m)	Path Loss (dB)	Preamp Factor (dB)	Ant Pos (cm)	Table Pos (deg)	Peak Avg. (P/A)	Pol. (H/V)
		13250	52.69	-21.31	74	34.27	39.85	21.63	43.06	400	96	P	H
		13250	42.64	-11.36	54	24.22	39.85	21.63	43.06	400	96	A	H
		19875	40.04	-33.96	74	49.73	37.95	16.46	64.1	-	-	P	H
													H
													H
													H
													H
													H
													H
													H
802.11ax													H
HE80 Full													H
CH 135		13250	52.11	-21.89	74	33.69	39.85	21.63	43.06	400	59	P	V
6625MHz		13250	42.77	-11.23	54	24.35	39.85	21.63	43.06	400	59	A	V
		19875	39.24	-34.76	74	48.93	37.95	16.46	64.1	-	-	P	V
													V
													V
													V
													V
													V
													V
													V
													V
													V

WIFI Ant. 6+7	Note	Frequency (MHz)	Level (dBμV/m)	Margin (dB)	Limit Line (dBμV/m)	Read Level (dBμV)	Antenna Factor (dB/m)	Path Loss (dB)	Preamp Factor (dB)	Ant Pos (cm)	Table Pos (deg)	Peak Avg. (P/A)	Pol. (H/V)
		13410	52.02	-36.18	88.2	33.12	40.19	21.86	43.15	-	-	P	H
		20015	39.18	-34.82	74	48.84	37.75	16.59	64	-	-	P	H
													H
													H
													H
													H
													H
													H
													H
													H
802.11ax													H
HE80 Full													H
CH 151		13410	51.09	-37.11	88.2	32.19	40.19	21.86	43.15	-	-	P	V
6705MHz		20015	38.32	-35.68	74	47.98	37.75	16.59	64	-	-	P	V
													V
													V
													V
													V
													V
													V
													V
													V
													V
													V

WIFI Ant. 6+7	Note	Frequency (MHz)	Level (dBμV/m)	Margin (dB)	Limit Line (dBμV/m)	Read Level (dBμV)	Antenna Factor (dB/m)	Path Loss (dB)	Preamp Factor (dB)	Ant Pos (cm)	Table Pos (deg)	Peak Avg. (P/A)	Pol. (H/V)
		13730	52.81	-35.39	88.2	34.22	39.77	22.33	43.51	-	-	P	H
		20595	38.31	-35.69	74	46.99	38	17.11	63.79	-	-	P	H
													H
													H
													H
													H
													H
													H
													H
													H
802.11ax													H
HE80 Full													H
CH 183		13730	52.16	-36.04	88.2	33.57	39.77	22.33	43.51	-	-	P	V
6865MHz		20595	38.84	-35.16	74	47.52	38	17.11	63.79	-	-	P	V
													V
													V
													V
													V
													V
													V
													V
													V
													V
													V
Remark	1. No other spurious found. 2. All results are PASS against Peak and Average limit line. 3. The emission position marked as "-" means no suspected emission found with sufficient margin against limit line or noise floor only.												

Band 7 - 6525~6875MHz

WIFI 802. 11ax HE160 Full (Harmonic @ 3m)

WIFI Ant. 6+7	Note	Frequency (MHz)	Level (dBμV/m)	Margin (dB)	Limit Line (dBμV/m)	Read Level (dBμV)	Antenna Factor (dB/m)	Path Loss (dB)	Preamp Factor (dB)	Ant Pos (cm)	Table Pos (deg)	Peak Avg. (P/A)	Pol. (H/V)
		13330	51.95	-22.05	74	33.38	39.92	21.75	43.1	150	72	P	H
		13330	42.85	-11.15	54	24.28	39.92	21.75	43.1	150	72	A	H
		19995	39.93	-34.07	74	49.74	37.61	16.58	64	-	-	P	H
													H
													H
													H
													H
													H
													H
													H
802.11ax													H
HE160 Full													H
CH 143		13330	52.49	-21.51	74	33.92	39.92	21.75	43.1	400	45	P	V
6665MHz		13330	42.91	-11.09	54	24.34	39.92	21.75	43.1	400	45	A	V
		19995	39.23	-34.77	74	49.04	37.61	16.58	64	-	-	P	V
													V
													V
													V
													V
													V
													V
													V
													V
													V

WIFI Ant. 6+7	Note	Frequency (MHz)	Level (dBμV/m)	Margin (dB)	Limit Line (dBμV/m)	Read Level (dBμV)	Antenna Factor (dB/m)	Path Loss (dB)	Preamp Factor (dB)	Ant Pos (cm)	Table Pos (deg)	Peak Avg. (P/A)	Pol. (H/V)
		13650	53.08	-35.12	88.2	34.31	39.95	22.22	43.4	-	-	P	H
		20475	39.53	-34.47	74	48.59	37.85	17	63.91	-	-	P	H
													H
													H
													H
													H
													H
													H
													H
													H
802.11ax													H
HE160 Full													H
CH 175		13650	52.72	-35.48	88.2	33.95	39.95	22.22	43.4	-	-	P	V
6825MHz		20475	38.99	-35.01	74	48.05	37.85	17	63.91	-	-	P	V
													V
													V
													V
													V
													V
													V
													V
													V
													V
													V

Remark

1. No other spurious found.
2. All results are PASS against Peak and Average limit line.
3. The emission position marked as "-" means no suspected emission found with sufficient margin against limit line or noise floor only.

Band 8 - 6875~7125MHz

WIFI 802.11a (Band Edge @ 3m)

WIFI Ant. 6+7	Note	Frequency (MHz)	Level (dBμV/m)	Margin (dB)	Limit Line (dBμV/m)	Read Level (dBμV)	Antenna Factor (dB/m)	Path Loss (dB)	Preamp Factor (dB)	Ant Pos (cm)	Table Pos (deg)	Peak Avg. (P/A)	Pol. (H/V)
802.11a CH 233 7115MHz	*	7115	101.58	-	-	88.33	36.55	15.14	38.44	250	351	P	H
	*	7115	94.86	-	-	81.61	36.55	15.14	38.44	250	351	A	H
		7125.02	73.44	-14.76	88.2	60.09	36.65	15.15	38.45	250	351	P	H
		7125.02	63.11	-5.09	68.2	49.76	36.65	15.15	38.45	250	351	A	H
													H
													H
	*	7115	96.43	-	-	83.18	36.55	15.14	38.44	250	43	P	V
	*	7115	89.79	-	-	76.54	36.55	15.14	38.44	250	43	A	V
		7125.02	68.17	-20.03	88.2	54.82	36.65	15.15	38.45	250	43	P	V
		7125.02	57.42	-10.78	68.2	44.07	36.65	15.15	38.45	250	43	A	V
													V
													V
Remark	1. No other spurious found. 2. All results are PASS against Peak and Average limit line.												

Band 8 - 6875~7125MHz

WIFI 802.11a (Harmonic @ 3m)

WIFI Ant. 6+7	Note	Frequency (MHz)	Level (dBμV/m)	Margin (dB)	Limit Line (dBμV/m)	Read Level (dBμV)	Antenna Factor (dB/m)	Path Loss (dB)	Preamp Factor (dB)	Ant Pos (cm)	Table Pos (deg)	Peak Avg. (P/A)	Pol. (H/V)
		13790	51.75	-36.45	88.2	33.22	39.71	22.42	43.6	-	-	P	H
		20685	39.82	-34.18	74	48.24	38.07	17.19	63.68	-	-	P	H
													H
													H
													H
													H
													H
													H
													H
													H
													H
													H
802.11a CH 189 6895MHz		13790	52.07	-36.13	88.2	33.54	39.71	22.42	43.6	-	-	P	V
		20685	39.11	-34.89	74	47.53	38.07	17.19	63.68	-	-	P	V
													V
													V
													V
													V
													V
													V
													V
													V
													V
													V

WIFI Ant. 6+7	Note	Frequency (MHz)	Level (dBµV/m)	Margin (dB)	Limit Line (dBµV/m)	Read Level (dBµV)	Antenna Factor (dB/m)	Path Loss (dB)	Preamp Factor (dB)	Ant Pos (cm)	Table Pos (deg)	Peak Avg. (P/A)	Pol. (H/V)
		13990	52.59	-35.61	88.2	33.78	39.98	22.71	43.88	-	-	P	H
		20985	39.26	-34.74	74	47.47	37.65	17.46	63.32	-	-	P	H
													H
													H
													H
													H
													H
													H
													H
													H
													H
802.11a CH 209 6995MHz													H
		13990	52.58	-35.62	88.2	33.77	39.98	22.71	43.88	-	-	P	V
		20985	39.43	-34.57	74	47.64	37.65	17.46	63.32	-	-	P	V
													V
													V
													V
													V
													V
													V
													V
													V
													V
													V

WIFI Ant. 6+7	Note	Frequency (MHz)	Level (dBμV/m)	Margin (dB)	Limit Line (dBμV/m)	Read Level (dBμV)	Antenna Factor (dB/m)	Path Loss (dB)	Preamp Factor (dB)	Ant Pos (cm)	Table Pos (deg)	Peak Avg. (P/A)	Pol. (H/V)
802.11a CH 233 7115MHz		14230	53.26	-34.94	88.2	34.3	40.24	22.85	44.13	-	-	P	H
		21345	40.35	-33.65	74	48.34	37.73	17.65	63.37	-	-	P	H
													H
													H
													H
													H
													H
													H
													H
													H
													H
													H
		14230	53.04	-35.16	88.2	34.08	40.24	22.85	44.13	-	-	P	V
		21345	38.5	-35.5	74	46.49	37.73	17.65	63.37	-	-	P	V
													V
													V
													V
													V
													V
													V
													V
													V
													V
													V
													V
Remark	1. No other spurious found. 2. All results are PASS against Peak and Average limit line. 3. The emission position marked as "-" means no suspected emission found with sufficient margin against limit line or noise floor only.												

Band 8 - 6875~7125MHz

WIFI 802.11ax HE20 Full (Band Edge @ 3m)

WIFI Ant. 6+7	Note	Frequency (MHz)	Level (dBμV/m)	Margin (dB)	Limit Line (dBμV/m)	Read Level (dBμV)	Antenna Factor (dB/m)	Path Loss (dB)	Preamp Factor (dB)	Ant Pos (cm)	Table Pos (deg)	Peak Avg. (P/A)	Pol. (H/V)
802.11ax HE20 Full CH 233 7115MHz	*	7115	106.4	-	-	93.15	36.55	15.14	38.44	231	354	P	H
	*	7115	98.53	-	-	85.28	36.55	15.14	38.44	231	354	A	H
		7125.16	76.53	-11.67	88.2	63.18	36.65	15.15	38.45	231	354	P	H
		7125.02	66.42	-1.78	68.2	53.07	36.65	15.15	38.45	231	354	A	H
													H
													H
	*	7115	101.82	-	-	88.57	36.55	15.14	38.44	251	41	P	V
	*	7115	93.31	-	-	80.06	36.55	15.14	38.44	251	41	A	V
		7125.02	71.68	-16.52	88.2	58.33	36.65	15.15	38.45	251	41	P	V
		7125.02	60.74	-7.46	68.2	47.39	36.65	15.15	38.45	251	41	A	V
													V
													V
Remark	1. No other spurious found. 2. All results are PASS against Peak and Average limit line.												

Band 8 - 6875~7125MHz

WIFI 802.11ax HE20 (Harmonic @ 3m)

WIFI Ant. 6+7	Note	Frequency (MHz)	Level (dBμV/m)	Margin (dB)	Limit Line (dBμV/m)	Read Level (dBμV)	Antenna Factor (dB/m)	Path Loss (dB)	Preamp Factor (dB)	Ant Pos (cm)	Table Pos (deg)	Peak Avg. (P/A)	Pol. (H/V)
		13790	52.55	-35.65	88.2	34.02	39.71	22.42	43.6	-	-	P	H
		20685	38.77	-35.23	74	47.19	38.07	17.19	63.68	-	-	P	H
													H
													H
													H
													H
													H
													H
													H
													H
802.11ax													H
HE20 Full													H
CH 189		13790	52.44	-35.76	88.2	33.91	39.71	22.42	43.6	-	-	P	V
6895MHz		20685	39.29	-34.71	74	47.71	38.07	17.19	63.68	-	-	P	V
													V
													V
													V
													V
													V
													V
													V
													V
													V
													V

WIFI Ant. 6+7	Note	Frequency (MHz)	Level (dBµV/m)	Margin (dB)	Limit Line (dBµV/m)	Read Level (dBµV)	Antenna Factor (dB/m)	Path Loss (dB)	Preamp Factor (dB)	Ant Pos (cm)	Table Pos (deg)	Peak Avg. (P/A)	Pol. (H/V)
		13990	53.43	-34.77	88.2	34.62	39.98	22.71	43.88	-	-	P	H
		20985	38.66	-35.34	74	46.87	37.65	17.46	63.32	-	-	P	H
													H
													H
													H
													H
													H
													H
													H
													H
802.11ax													H
HE20 Full													H
CH 209		13990	52.69	-35.51	88.2	33.88	39.98	22.71	43.88	-	-	P	V
6995MHz		20985	39.67	-34.33	74	47.88	37.65	17.46	63.32	-	-	P	V
													V
													V
													V
													V
													V
													V
													V
													V
													V
													V

WIFI Ant. 6+7	Note	Frequency (MHz)	Level (dBµV/m)	Margin (dB)	Limit Line (dBµV/m)	Read Level (dBµV)	Antenna Factor (dB/m)	Path Loss (dB)	Preamp Factor (dB)	Ant Pos (cm)	Table Pos (deg)	Peak Avg. (P/A)	Pol. (H/V)
		14230	53.28	-34.92	88.2	34.32	40.24	22.85	44.13	-	-	P	H
		21345	39.85	-34.15	74	47.84	37.73	17.65	63.37	-	-	P	H
													H
													H
													H
													H
													H
													H
													H
													H
802.11ax													H
HE20 Full													H
CH 233		14230	52.87	-35.33	88.2	33.91	40.24	22.85	44.13	-	-	P	V
7115MHz		21345	38.77	-35.23	74	46.76	37.73	17.65	63.37	-	-	P	V
													V
													V
													V
													V
													V
													V
													V
													V
													V
													V
Remark	1. No other spurious found. 2. All results are PASS against Peak and Average limit line. 3. The emission position marked as "-" means no suspected emission found with sufficient margin against limit line or noise floor only.												

Band 8 - 6875~7125MHz

WIFI 802.11ax HE20 Partial 106 (Band Edge @ 3m)

WIFI Ant. 6+7	Note	Frequency (MHz)	Level (dBμV/m)	Margin (dB)	Limit Line (dBμV/m)	Read Level (dBμV)	Antenna Factor (dB/m)	Path Loss (dB)	Preamp Factor (dB)	Ant Pos (cm)	Table Pos (deg)	Peak Avg. (P/A)	Pol. (H/V)
802.11ax HE20 Partial 106/54 CH 233 7115MHz	*	7115	104.72	-	-	91.47	36.55	15.14	38.44	226	356	P	H
	*	7115	95.37	-	-	82.12	36.55	15.14	38.44	226	356	A	H
		7125.02	78.58	-9.62	88.2	65.23	36.65	15.15	38.45	226	356	P	H
		7125.02	66.75	-1.45	68.2	53.4	36.65	15.15	38.45	226	356	A	H
													H
													H
	*	7115	97.78	-	-	84.53	36.55	15.14	38.44	400	97	P	V
	*	7115	89.2	-	-	75.95	36.55	15.14	38.44	400	97	A	V
		7125.02	73.12	-15.08	88.2	59.77	36.65	15.15	38.45	400	97	P	V
		7125.02	61.17	-7.03	68.2	47.82	36.65	15.15	38.45	400	97	A	V
													V
													V
Remark	1. No other spurious found. 2. All results are PASS against Peak and Average limit line.												

Band 8 - 6875~7125MHz

WIFI 802.11ax HE40 Full (Band Edge @ 3m)

WIFI Ant. 6+7	Note	Frequency (MHz)	Level (dBμV/m)	Margin (dB)	Limit Line (dBμV/m)	Read Level (dBμV)	Antenna Factor (dB/m)	Path Loss (dB)	Preamp Factor (dB)	Ant Pos (cm)	Table Pos (deg)	Peak Avg. (P/A)	Pol. (H/V)
802.11ax HE40 Full CH 227 7085MHz	*	7085	106.05	-	-	93.04	36.34	15.09	38.42	219	355	P	H
	*	7085	98.31	-	-	85.3	36.34	15.09	38.42	219	355	A	H
		7138.62	51.51	-36.69	88.2	38.01	36.79	15.17	38.46	219	355	P	H
		7125	41.71	-26.49	68.2	28.36	36.65	15.15	38.45	219	355	A	H
													H
													H
	*	7085	100.8	-	-	87.79	36.34	15.09	38.42	237	46	P	V
	*	7085	92.61	-	-	79.6	36.34	15.09	38.42	237	46	A	V
		7187.04	50.91	-37.29	88.2	37.21	36.97	15.23	38.5	237	46	P	V
		7129.62	40.79	-27.41	68.2	27.4	36.7	15.15	38.46	237	46	A	V
													V
													V
Remark	1. No other spurious found. 2. All results are PASS against Peak and Average limit line.												

Band 8 - 6875~7125MHz

WIFI 802.11ax HE40 Full (Harmonic @ 3m)

WIFI Ant. 6+7	Note	Frequency (MHz)	Level (dBμV/m)	Margin (dB)	Limit Line (dBμV/m)	Read Level (dBμV)	Antenna Factor (dB/m)	Path Loss (dB)	Preamp Factor (dB)	Ant Pos (cm)	Table Pos (deg)	Peak Avg. (P/A)	Pol. (H/V)
		13850	53.31	-34.89	88.2	34.73	39.75	22.51	43.68	-	-	P	H
		20775	39.93	-34.07	74	48.23	38	17.27	63.57	-	-	P	H
													H
													H
													H
													H
													H
													H
													H
													H
802.11ax													H
HE40 Full													H
CH 195		13850	52.71	-35.49	88.2	34.13	39.75	22.51	43.68	-	-	P	V
6925MHz		20775	38.93	-35.07	74	47.23	38	17.27	63.57	-	-	P	V
													V
													V
													V
													V
													V
													V
													V
													V
													V
													V

WIFI Ant. 6+7	Note	Frequency (MHz)	Level (dBµV/m)	Margin (dB)	Limit Line (dBµV/m)	Read Level (dBµV)	Antenna Factor (dB/m)	Path Loss (dB)	Preamp Factor (dB)	Ant Pos (cm)	Table Pos (deg)	Peak Avg. (P/A)	Pol. (H/V)
		14010	52.88	-35.32	88.2	34.04	40.01	22.73	43.9	-	-	P	H
		21015	39.32	-34.68	74	47.28	37.86	17.48	63.3	-	-	P	H
													H
													H
													H
													H
													H
													H
													H
													H
802.11ax													H
HE40 Full													H
CH 211		14010	52.52	-35.68	88.2	33.68	40.01	22.73	43.9	-	-	P	V
7005MHz		21015	40.46	-33.54	74	48.42	37.86	17.48	63.3	-	-	P	V
													V
													V
													V
													V
													V
													V
													V
													V
													V
													V

WIFI Ant. 6+7	Note	Frequency (MHz)	Level (dBμV/m)	Margin (dB)	Limit Line (dBμV/m)	Read Level (dBμV)	Antenna Factor (dB/m)	Path Loss (dB)	Preamp Factor (dB)	Ant Pos (cm)	Table Pos (deg)	Peak Avg. (P/A)	Pol. (H/V)
		14170	52.29	-35.91	88.2	33.3	40.24	22.82	44.07	-	-	P	H
		21255	39.32	-34.68	74	47.25	37.82	17.6	63.35	-	-	P	H
													H
													H
													H
													H
													H
													H
													H
													H
802.11ax													H
HE40 Full													H
CH 227		14170	52.36	-35.84	88.2	33.37	40.24	22.82	44.07	-	-	P	V
7085MHz		21255	39.62	-34.38	74	47.55	37.82	17.6	63.35	-	-	P	V
													V
													V
													V
													V
													V
													V
													V
													V
													V
													V
Remark	1. No other spurious found. 2. All results are PASS against Peak and Average limit line. 3. The emission position marked as "-" means no suspected emission found with sufficient margin against limit line or noise floor only.												

Band 8 - 6875~7125MHz

WIFI 802.11ax HE40 Partial 242 (Band Edge @ 3m)

WIFI Ant. 6+7	Note	Frequency (MHz)	Level (dBμV/m)	Margin (dB)	Limit Line (dBμV/m)	Read Level (dBμV)	Antenna Factor (dB/m)	Path Loss (dB)	Preamp Factor (dB)	Ant Pos (cm)	Table Pos (deg)	Peak Avg. (P/A)	Pol. (H/V)
802.11ax HE40 Partial 242/62 CH 227 7085MHz	*	7085	108.34	-	-	95.33	36.34	15.09	38.42	212	356	P	H
	*	7085	98.76	-	-	85.75	36.34	15.09	38.42	212	356	A	H
		7132.14	55.31	-32.89	88.2	41.89	36.72	15.16	38.46	212	356	P	H
		7153.38	41.28	-26.92	68.2	27.66	36.91	15.19	38.48	212	356	A	H
													H
													H
	*	7085	102.64	-	-	89.63	36.34	15.09	38.42	226	46	P	V
	*	7085	94.26	-	-	81.25	36.34	15.09	38.42	226	46	A	V
		7128	53.24	-34.96	88.2	39.86	36.68	15.15	38.45	226	46	P	V
		7161.84	40.47	-27.73	68.2	26.83	36.92	15.2	38.48	226	46	A	V
													V
													V
Remark	1. No other spurious found. 2. All results are PASS against Peak and Average limit line.												

Band 8 - 6875~7125MHz

WIFI 802.11ax HE80 Full (Band Edge @ 3m)

WIFI Ant. 6+7	Note	Frequency (MHz)	Level (dBμV/m)	Margin (dB)	Limit Line (dBμV/m)	Read Level (dBμV)	Antenna Factor (dB/m)	Path Loss (dB)	Preamp Factor (dB)	Ant Pos (cm)	Table Pos (deg)	Peak Avg. (P/A)	Pol. (H/V)
802.11ax HE80 Full CH 215 7025MHz	*	7055	106.87	-	-	94	36.22	15.05	38.4	222	354	P	H
	*	7055	98.86	-	-	85.99	36.22	15.05	38.4	222	354	A	H
		7211.24	50.82	-37.38	88.2	37.06	37.02	15.26	38.52	222	354	P	H
		7136.36	42.65	-25.55	68.2	29.19	36.76	15.16	38.46	222	354	A	H
													H
													H
	*	7055	100.46	-	-	87.59	36.22	15.05	38.4	198	341	P	V
	*	7055	92.73	-	-	79.86	36.22	15.05	38.4	198	341	A	V
		7137.64	49.97	-38.23	88.2	36.48	36.78	15.17	38.46	198	341	P	V
		7150.76	41.39	-26.81	68.2	27.78	36.9	15.18	38.47	198	341	A	V
													V
													V
Remark	1. No other spurious found. 2. All results are PASS against Peak and Average limit line.												

Band 8 - 6875~7125MHz

WIFI 802.11ax HE80 Full (Harmonic @ 3m)

WIFI Ant. 6+7	Note	Frequency (MHz)	Level (dBμV/m)	Margin (dB)	Limit Line (dBμV/m)	Read Level (dBμV)	Antenna Factor (dB/m)	Path Loss (dB)	Preamp Factor (dB)	Ant Pos (cm)	Table Pos (deg)	Peak Avg. (P/A)	Pol. (H/V)
		13890	52.86	-35.34	88.2	34.25	39.79	22.56	43.74	-	-	P	H
		20835	39.31	-34.69	74	47.42	38.07	17.32	63.5	-	-	P	H
													H
													H
													H
													H
													H
													H
													H
													H
802.11ax													H
HE80 Full													H
CH 199		13890	52.9	-35.3	88.2	34.29	39.79	22.56	43.74	-	-	P	V
6945MHz		20835	40.21	-33.79	74	48.32	38.07	17.32	63.5	-	-	P	V
													V
													V
													V
													V
													V
													V
													V
													V
													V
													V

WIFI Ant. 6+7	Note	Frequency (MHz)	Level (dBµV/m)	Margin (dB)	Limit Line (dBµV/m)	Read Level (dBµV)	Antenna Factor (dB/m)	Path Loss (dB)	Preamp Factor (dB)	Ant Pos (cm)	Table Pos (deg)	Peak Avg. (P/A)	Pol. (H/V)
		14050	52.62	-35.58	88.2	33.76	40.05	22.75	43.94	-	-	P	H
		21075	40.25	-33.75	74	47.85	38.2	17.51	63.31	-	-	P	H
													H
													H
													H
													H
													H
													H
													H
													H
802.11ax													H
HE80 Full													H
CH 215		14050	53.04	-35.16	88.2	34.18	40.05	22.75	43.94	-	-	P	V
7025MHz		21075	40.02	-33.98	74	47.62	38.2	17.51	63.31	-	-	P	V
													V
													V
													V
													V
													V
													V
													V
													V
													V
													V

Remark

1. No other spurious found.
2. All results are PASS against Peak and Average limit line.
3. The emission position marked as "-" means no suspected emission found with sufficient margin against limit line or noise floor only.

Band 8 - 6875~7125MHz

WIFI 802.11ax HE80 Partial 484 (Band Edge @ 3m)

WIFI Ant. 6+7	Note	Frequency (MHz)	Level (dBμV/m)	Margin (dB)	Limit Line (dBμV/m)	Read Level (dBμV)	Antenna Factor (dB/m)	Path Loss (dB)	Preamp Factor (dB)	Ant Pos (cm)	Table Pos (deg)	Peak Avg. (P/A)	Pol. (H/V)
802.11ax HE80 Partial 484/66 CH 215 7025MHz	*	7025	107.65	-	-	94.91	36.1	15.01	38.37	219	0	P	H
	*	7025	98.06	-	-	85.32	36.1	15.01	38.37	219	0	A	H
		7133.98	57.12	-31.08	88.2	43.68	36.74	15.16	38.46	219	0	P	H
		7125.92	46.22	-21.98	68.2	32.86	36.66	15.15	38.45	219	0	A	H
													H
													H
	*	7025	99.19	-	-	86.45	36.1	15.01	38.37	400	55	P	V
	*	7025	90.4	-	-	77.66	36.1	15.01	38.37	400	55	A	V
		7128.52	54.34	-33.86	88.2	40.96	36.69	15.15	38.46	400	55	P	V
		7126.18	42.37	-25.83	68.2	29.01	36.66	15.15	38.45	400	55	A	V
													V
													V
Remark	1. No other spurious found. 2. All results are PASS against Peak and Average limit line.												

Band 8 - 6875~7125MHz

WIFI 802.11ax HE160 Full (Band Edge @ 3m)

WIFI Ant. 6+7	Note	Frequency (MHz)	Level (dBμV/m)	Margin (dB)	Limit Line (dBμV/m)	Read Level (dBμV)	Antenna Factor (dB/m)	Path Loss (dB)	Preamp Factor (dB)	Ant Pos (cm)	Table Pos (deg)	Peak Avg. (P/A)	Pol. (H/V)
802.11ax HE160 Full CH 207 6985MHz	*	6985	107.04	-	-	94.44	35.97	14.97	38.34	225	354	P	H
	*	6985	99.79	-	-	87.19	35.97	14.97	38.34	225	354	A	H
		7129	62.51	-25.69	88.2	49.13	36.69	15.15	38.46	225	354	P	H
		7125.48	54.12	-14.08	68.2	40.77	36.65	15.15	38.45	225	354	A	H
													H
													H
	*	6985	101.39	-	-	88.79	35.97	14.97	38.34	249	44	P	V
	*	6985	93.81	-	-	81.21	35.97	14.97	38.34	249	44	A	V
		7137.64	56.08	-32.12	88.2	42.59	36.78	15.17	38.46	249	44	P	V
		7126.12	48.37	-19.83	68.2	35.01	36.66	15.15	38.45	249	44	A	V
													V
													V
Remark	1. No other spurious found. 2. All results are PASS against Peak and Average limit line.												

Band 8 - 6875~7125MHz

WIFI 802.11ax HE160 Full (Harmonic @ 3m)

WIFI Ant. 6+7	Note	Frequency (MHz)	Level (dBμV/m)	Margin (dB)	Limit Line (dBμV/m)	Read Level (dBμV)	Antenna Factor (dB/m)	Path Loss (dB)	Preamp Factor (dB)	Ant Pos (cm)	Table Pos (deg)	Peak Avg. (P/A)	Pol. (H/V)
		13970	52.76	-35.44	88.2	33.99	39.94	22.68	43.85	-	-	P	H
		20955	39.43	-34.57	74	48	37.35	17.43	63.35	-	-	P	H
													H
													H
													H
													H
													H
													H
													H
													H
802.11ax													H
HE160 Full													H
CH 207		13970	53.93	-34.27	88.2	35.16	39.94	22.68	43.85	-	-	P	V
6985MHz		20955	38.28	-35.72	74	46.85	37.35	17.43	63.35	-	-	P	V
													V
													V
													V
													V
													V
													V
													V
													V
													V
													V

Remark

1. No other spurious found.
2. All results are PASS against Peak and Average limit line.
3. The emission position marked as "-" means no suspected emission found with sufficient margin against limit line or noise floor only.

Band 8 - 6875~7125MHz

WIFI 802.11ax HE160 Partial 996 (Band Edge @ 3m)

WIFI Ant. 6+7	Note	Frequency (MHz)	Level (dBμV/m)	Margin (dB)	Limit Line (dBμV/m)	Read Level (dBμV)	Antenna Factor (dB/m)	Path Loss (dB)	Preamp Factor (dB)	Ant Pos (cm)	Table Pos (deg)	Peak Avg. (P/A)	Pol. (H/V)
802.11ax HE160 Partial 996/68 CH 207 6985MHz	*	6985	109.86	-	-	97.26	35.97	14.97	38.34	221	354	P	H
	*	6985	99.65	-	-	87.05	35.97	14.97	38.34	221	354	A	H
		7139.24	80.91	-7.29	88.2	67.41	36.79	15.17	38.46	221	354	P	H
		7131.24	66.91	-1.29	68.2	53.5	36.71	15.16	38.46	221	354	A	H
													H
													H
	*	6985	98.44	-	-	85.84	35.97	14.97	38.34	295	14	P	V
	*	6985	88.66	-	-	76.06	35.97	14.97	38.34	295	14	A	V
		7127.72	70.59	-17.61	88.2	57.21	36.68	15.15	38.45	295	14	P	V
		7133.8	55.74	-12.46	68.2	42.3	36.74	15.16	38.46	295	14	A	V
													V
													V
Remark	1. No other spurious found. 2. All results are PASS against Peak and Average limit line.												

Emission below 1GHz

WIFI 802. 11ax160(Partial RU996 68) (LF @ 3m)

WIFI Ant. 6+7	Note	Frequency (MHz)	Level (dBμV/m)	Margin (dB)	Limit Line (dBμV/m)	Read Level (dBμV)	Antenna Factor (dB/m)	Path Loss (dB)	Preamp Factor (dB)	Ant Pos (cm)	Table Pos (deg)	Peak Avg. (P/A)	Pol. (H/V)
802. 11ax160(Partial RU996 68)LF		30.34	24.42	-15.58	40	34.04	24.82	1.02	35.76	-	-	P	H
		137.44	29.66	-13.84	43.5	45.15	17.87	2.13	35.61	-	-	P	H
		416	32.97	-13.03	46	41.7	22.45	3.64	34.95	-	-	P	H
		744	32.35	-13.65	46	33.02	28.23	4.83	33.92	-	-	P	H
		848.8	33.4	-12.6	46	32.25	29.17	5.14	33.45	-	-	P	H
		956.8	35.45	-10.55	46	31.86	30.98	5.45	33.11	-	-	P	H
													H
													H
													H
													H
													H
													H
		32.21	29.86	-10.14	40	40.36	23.97	1.05	35.76	-	-	P	V
		42.75	31.39	-8.61	40	47.63	18.2	1.21	35.75	-	-	P	V
		129.28	24.39	-19.11	43.5	40.1	17.74	2.07	35.63	-	-	P	V
		410.4	27.26	-18.74	46	36.28	22.2	3.61	34.96	-	-	P	V
		740	32.72	-13.28	46	33.44	28.2	4.82	33.93	-	-	P	V
		957.6	36.03	-9.97	46	32.42	30.99	5.45	33.1	-	-	P	V
													V
													V
													V
													V
													V
													V
Remark	1. No other spurious found. 2. All results are PASS against limit line. 3. The emission position marked as “-” means no suspected emission found and emission level has at least 6dB margin against limit or emission is noise floor only.												

<Sample 2>

Band 8 - 6875~7125MHz

WIFI 802.11ax HE20 Full (Band Edge @ 3m)

WIFI Ant. 6+7	Note	Frequency (MHz)	Level (dBμV/m)	Margin (dB)	Limit Line (dBμV/m)	Read Level (dBμV)	Antenna Factor (dB/m)	Path Loss (dB)	Preamp Factor (dB)	Ant Pos (cm)	Table Pos (deg)	Peak Avg. (P/A)	Pol. (H/V)
802.11ax HE20 Full CH 233 7115MHz	*	7115	106.92	-	-	93.67	36.55	15.14	38.44	206	356	P	H
	*	7115	98.73	-	-	85.48	36.55	15.14	38.44	206	356	A	H
		7125.02	77.62	-10.58	88.2	64.27	36.65	15.15	38.45	206	356	P	H
		7125.02	67.05	-1.15	68.2	53.7	36.65	15.15	38.45	206	356	A	H
													H
													H
	*	7115	103.71	-	-	90.46	36.55	15.14	38.44	252	44	P	V
	*	7115	95.42	-	-	82.17	36.55	15.14	38.44	252	44	A	V
		7125.02	74.1	-14.1	88.2	60.75	36.65	15.15	38.45	252	44	P	V
		7125.02	64.21	-3.99	68.2	50.86	36.65	15.15	38.45	252	44	A	V
													V
													V
Remark	1. No other spurious found. 2. All results are PASS against Peak and Average limit line.												

Band 8 - 6875~7125MHz

WIFI 802.11ax HE20 (Harmonic @ 3m)

WIFI Ant. 6+7	Note	Frequency (MHz)	Level (dBμV/m)	Margin (dB)	Limit Line (dBμV/m)	Read Level (dBμV)	Antenna Factor (dB/m)	Path Loss (dB)	Preamp Factor (dB)	Ant Pos (cm)	Table Pos (deg)	Peak Avg. (P/A)	Pol. (H/V)
		14230	52.74	-35.46	88.2	33.78	40.24	22.85	44.13	-	-		H
		21345	39.52	-34.48	74	47.51	37.73	17.65	63.37	-	-		H
													H
													H
													H
													H
													H
													H
													H
													H
													H
802.11ax													H
HE20 Full													H
CH 233		14230	53.86	-34.34	88.2	34.9	40.24	22.85	44.13	-	-		V
7115MHz		21345	38.9	-35.1	74	46.89	37.73	17.65	63.37	-	-		V
													V
													V
													V
													V
													V
													V
													V
													V
													V
													V

Remark

1. No other spurious found.
2. All results are PASS against Peak and Average limit line.
3. The emission position marked as "-" means no suspected emission found with sufficient margin against limit line or noise floor only.

Band 8 - 6875~7125MHz

Emission below 1GHz

WIFI 802.11ax HE20 Full (LF @ 3m)

WIFI Ant.	Note	Frequency	Level	Margin	Limit Line	Read Level	Antenna Factor	Path Loss	Preamp Factor	Ant Pos	Table Pos	Peak Avg.	Pol.
6+7		(MHz)	(dBμV/m)	(dB)	(dBμV/m)	(dBμV)	(dB/m)	(dB)	(dB)	(cm)	(deg)	(P/A)	(H/V)
802.11ax HE20 Full LF		31.19	24.61	-15.39	40	34.51	24.39	1.3	35.59	-	-	P	H
		108.37	20.21	-23.29	43.5	36.51	17.19	2	35.49	-	-	P	H
		156.65	22.23	-21.27	43.5	38.37	16.9	2.37	35.41	-	-	P	H
		412	25.47	-20.53	46	34.23	22.27	3.75	34.78	-	-	P	H
		747.2	34.36	-11.64	46	34.79	28.23	5.03	33.69	-	-	P	H
		956.8	35.55	-10.45	46	31.8	30.98	5.72	32.95	-	-	P	H
													H
													H
													H
													H
													H
													H
		32.38	29.03	-10.97	40	39.46	23.88	1.28	35.59	-	-	P	V
		86.44	23.22	-16.78	40	42.6	14.38	1.78	35.54	-	-	P	V
		154.27	23.46	-20.04	43.5	39.36	17.15	2.36	35.41	-	-	P	V
		335.2	23.43	-22.57	46	35.07	19.97	3.39	35	-	-	P	V
		718.4	34.63	-11.37	46	36.35	27.2	4.93	33.85	-	-	P	V
		932.8	34.96	-11.04	46	32.49	29.88	5.64	33.05	-	-	P	V
													V
													V
													V
													V
													V
													V

Remark

1. No other spurious found.
2. All results are PASS against limit line.
3. The emission position marked as "-" means no suspected emission found and emission level has at least 6dB margin against limit or emission is noise floor only.

Note symbol

*	**Fundamental Frequency** which can be ignored. However, the level of any unwanted emissions shall not exceed the level of the fundamental frequency.
!	Test result is **Margin** line.
P/A	**P**eak or **A**verage
H/V	**H**orizontal or **V**ertical

A calculation example for radiated spurious emission is shown as below:

WIFI	Note	Frequency	Level	Margin	Limit	Read	Antenna	Path	Preamp	Ant	Table	Peak	Pol.
Ant.					Line	Level	Factor	Loss	Factor	Pos	Pos	Avg.	
6+7		(MHz)	(dBμV/m)	(dB)	(dBμV/m)	(dBμV)	(dB/m)	(dB)	(dB)	(cm)	(deg)	(P/A)	(H/V)
802.11a CH 01 5955MHz		5925	55.45	-32.75	88.2	54.51	32.22	4.58	35.86	103	308	P	H
		5925	43.54	-24.66	68.2	42.6	32.22	4.58	35.86	103	308	A	H

1. Path Loss(dB) = Cable loss(dB) + Filter loss(dB) + Attenuator loss(dB)
2. Level(dBμV/m) = Antenna Factor(dB/m) + Path Loss(dB) + Read Level(dBμV) - Preamp Factor(dB)
3. Margin (dB) = Level(dBμV/m) – Limit Line(dBμV/m)

For Peak Limit @ 5925MHz:

1. Level(dBμV/m)

= Antenna Factor(dB/m) + Path Loss(dB) + Read Level(dBμV) - Preamp Factor(dB)

= 32.22(dB/m) + 4.58(dB) + 54.51(dBμV) – 35.86 (dB)

= 55.45 (dBμV/m)

2. Margin (dB)

= Level(dBμV/m) – Limit Line(dBμV/m)

= 55.45(dBμV/m) – 88.2(dBμV/m)

= -32.75(dB)

For Average Limit @ 5925MHz:

1. Level(dBμV/m)

= Antenna Factor(dB/m) + Path Loss(dB) + Read Level(dBμV) - Preamp Factor(dB)

= 32.22(dB/m) + 4.58(dB) + 42.6(dBμV) – 35.86 (dB)

= 43.54(dBμV/m)

2. Margin (dB) = Level(dBμV/m) – Limit Line(dBμV/m)

= 43.54 (dBμV/m) – 68.2(dBμV/m)

= -24.66(dB)

Both peak and average measured complies with the limit line, so test result is “PASS”.

Appendix D. Radiated Spurious Emission

Test Engineer :	John Chuang, David Dai and Howard Huang	**Temperature :**	18.9~23.4°C
		Relative Humidity :	65.7~69.9%

Note symbol

-L	**Low channel location**
-R	**High channel location**

<Sample 1>

Band 5 - 5925~6425MHz

WIFI 802.11a (Band Edge @ 3m)

WIFI	Band 5 5925~6425MHz Band Edge @ 3m	
ANT	802.11a CH01 5955MHz	
6+7	Horizontal	Fundamental
Peak	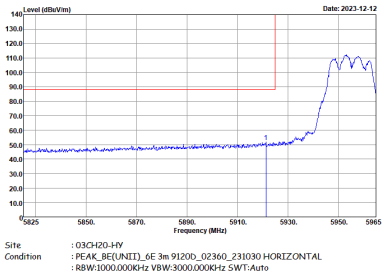	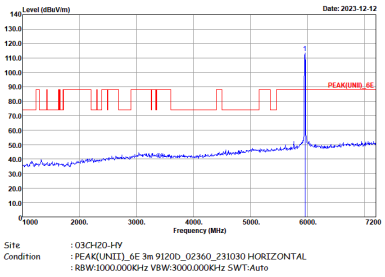
Avg.	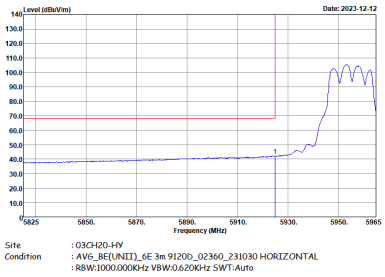	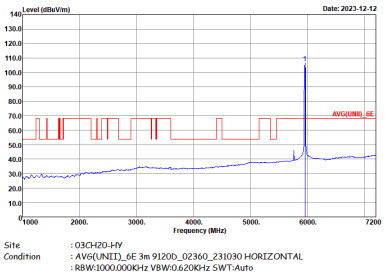

WIFI	Band 5 5925~6425MHz Band Edge @ 3m	
ANT	802.11a CH01 5955MHz	
6+7	Vertical	Fundamental
Peak	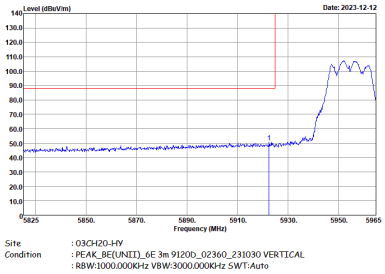	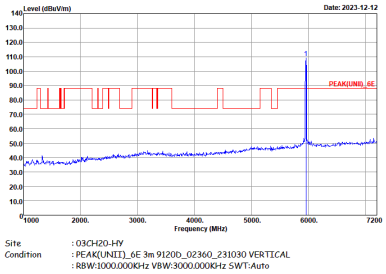
Avg.	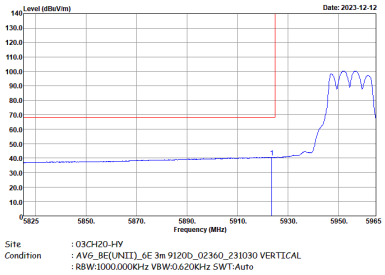	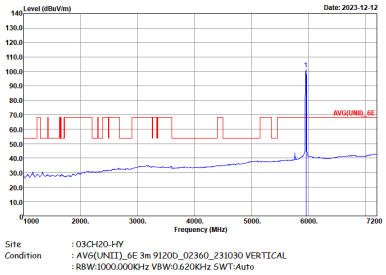

Band 5 5925~6425MHz
WIFI 802.11ax HE20 Full (Band Edge @ 3m)

WIFI	Band 5 5925~6425MHz Band Edge @ 3m	
ANT	802.11ax HE20 Full CH01 5955MHz	
6+7	Horizontal	Fundamental
Peak	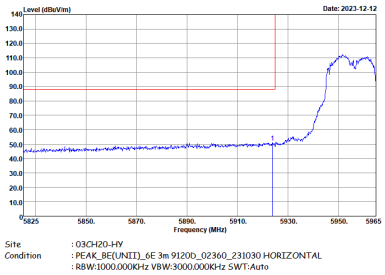	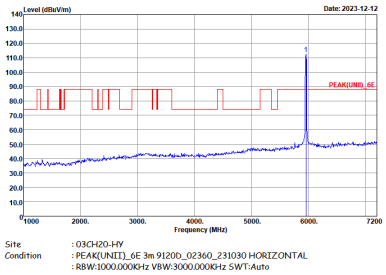
Avg.	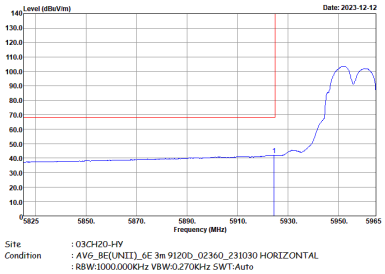	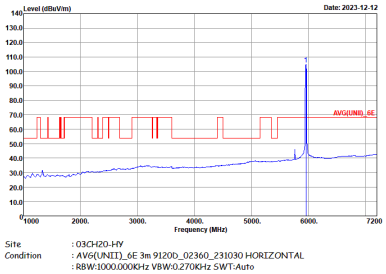

WIFI	Band 5 5925~6425MHz Band Edge @ 3m	
ANT	802.11ax HE20 Full CH01 5955MHz	
6+7	Vertical	Fundamental
Peak	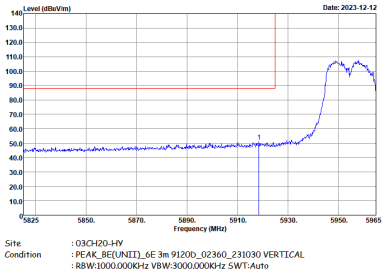	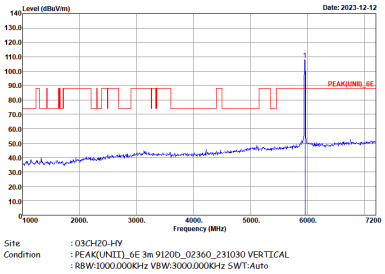
Avg.	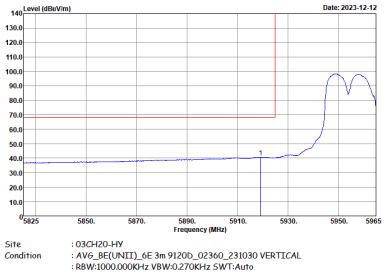	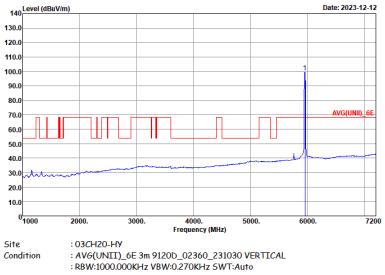

Band 5 5925~6425MHz

WIFI 802.11ax HE20 Partial 106 (Band Edge @ 3m)

WIFI	Band 5 5925~6425MHz Band Edge @ 3m	
ANT	802.11ax HE20 Partial 106/53 CH01 5955MHz	
6+7	Horizontal	Fundamental
Peak	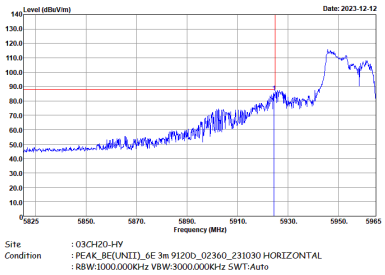	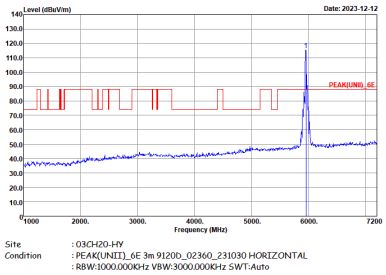
Avg.	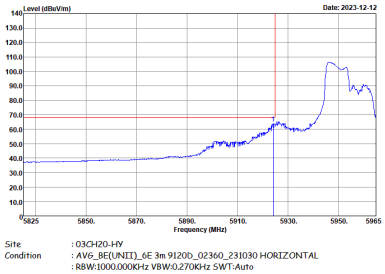	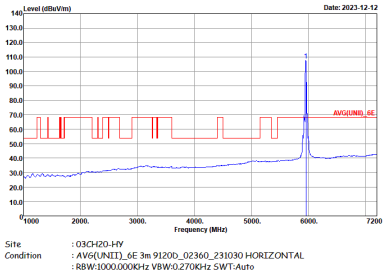

WIFI	Band 5 5925~6425MHz Band Edge @ 3m	
ANT	802.11ax HE20 Partial 106/53 CH01 5955MHz	
6+7	Vertical	Fundamental
Peak	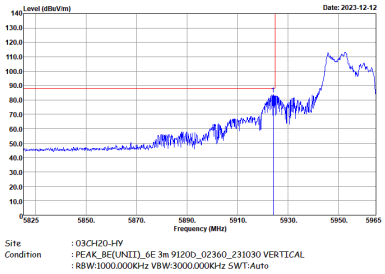	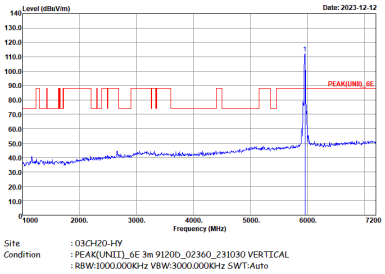
Avg.	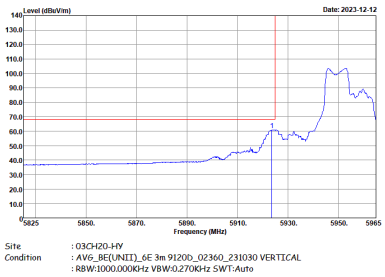	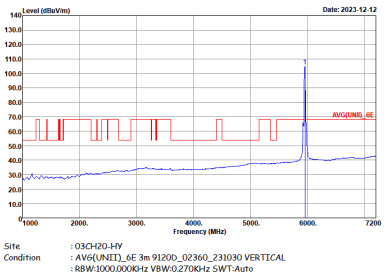

Band 5 5925~6425MHz
WIFI 802.11ax HE40 Full (Band Edge @ 3m)

WIFI	Band 5 5925~6425MHz Band Edge @ 3m	
ANT	802.11ax HE40 Full CH03 5965MHz	
6+7	Horizontal	Fundamental
Peak	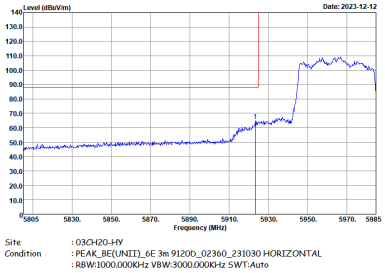	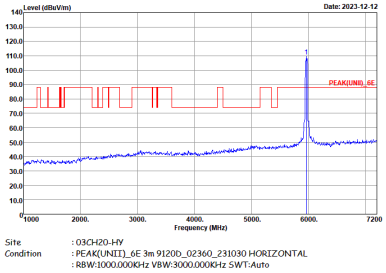
Avg.	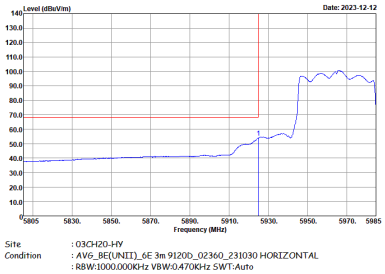	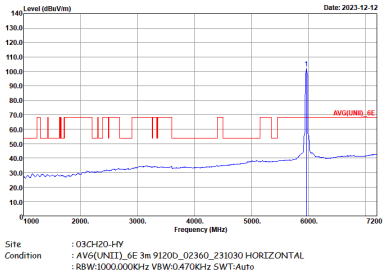

WIFI	Band 5 5925~6425MHz Band Edge @ 3m	
ANT	802.11ax HE40 Full CH03 5965MHz	
6+7	Vertical	Fundamental
Peak	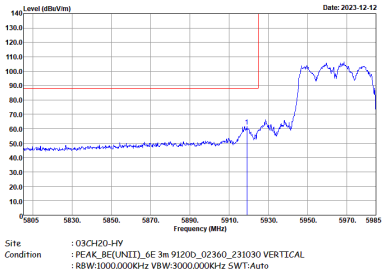	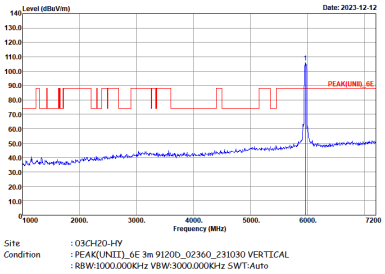
Avg.	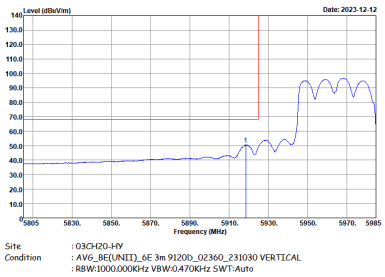	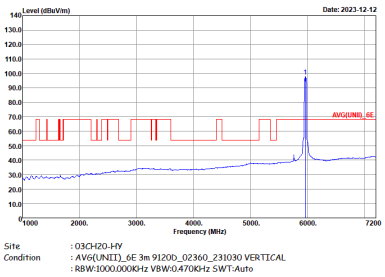

Band 5 5925~6425MHz

WIFI 802.11ax HE40 Partial 242 (Band Edge @ 3m)

WIFI	Band 5 5925~6425MHz Band Edge @ 3m	
ANT	802.11ax HE40 Partial 242/61 CH03 5965MHz	
6+7	Horizontal	Fundamental
Peak	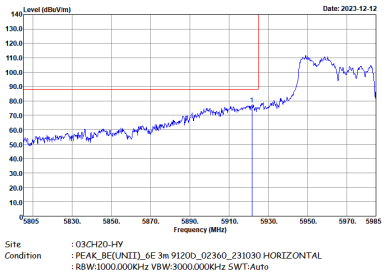	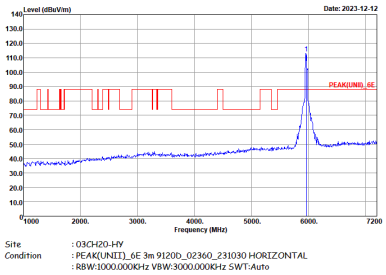
Avg.	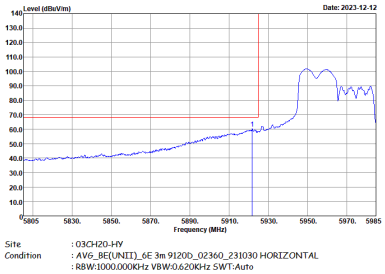	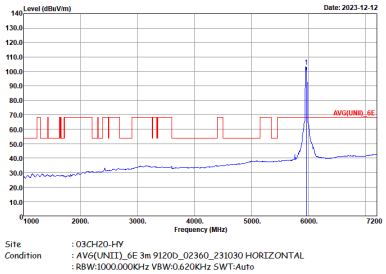

WIFI	Band 5 5925~6425MHz Band Edge @ 3m	
ANT	802.11ax HE40 Partial 242/61 CH03 5965MHz	
6+7	Vertical	Fundamental
Peak	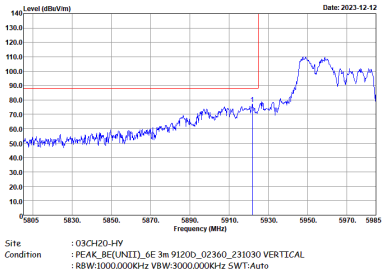	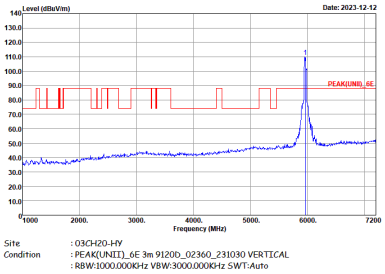
Avg.	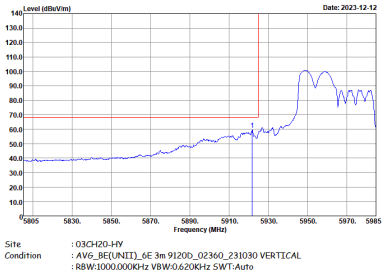	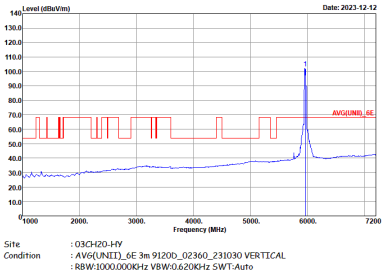

Band 5 5925~6425MHz
WIFI 802.11ax HE80 Full (Band Edge @ 3m)

WIFI	Band 5 5925~6425MHz Band Edge @ 3m	
ANT	802.11ax HE80 Full CH07 5985MHz	
6+7	Horizontal	Fundamental
Peak	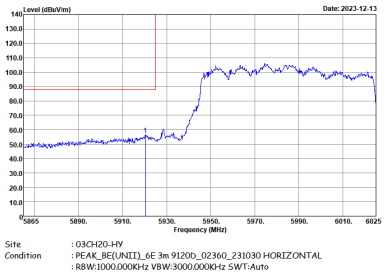	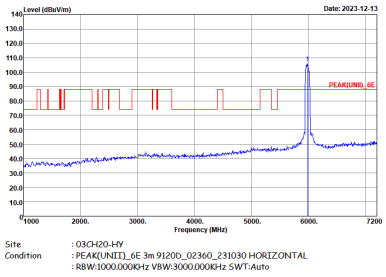
Avg.	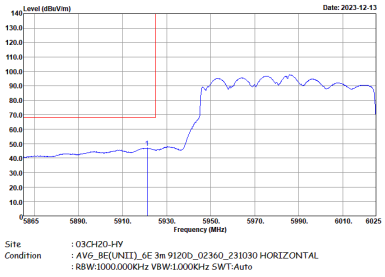	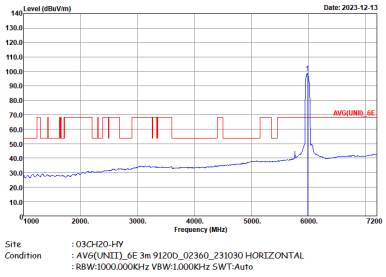

WIFI	Band 5 5925~6425MHz Band Edge @ 3m	
ANT	802.11ax HE80 Full CH07 5985MHz	
6+7	Vertical	Fundamental
Peak	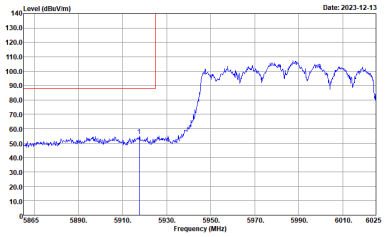 Site : 03CH20-HY Condition : PEAK_BE(UNII)_6E 3m 9120D_02360_231030 VERTICAL : RBW:1000.000KHz VBW:3000.000KHz SWT:Auto	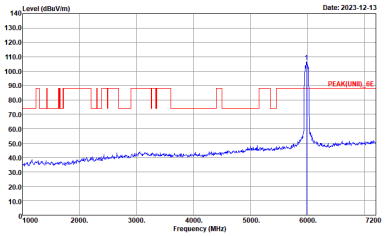 Site : 03CH20-HY Condition : PEAK(UNII)_6E 3m 9120D_02360_231030 VERTICAL : RBW:1000.000KHz VBW:3000.000KHz SWT:Auto
Avg.	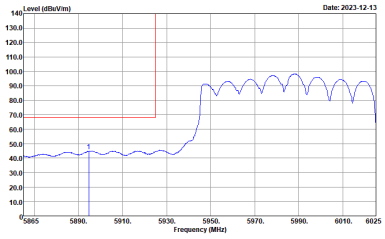 Site : 03CH20-HY Condition : AVG_BE(UNII)_6E 3m 9120D_02360_231030 VERTICAL : RBW:1000.000KHz VBW:1.000KHz SWT:Auto	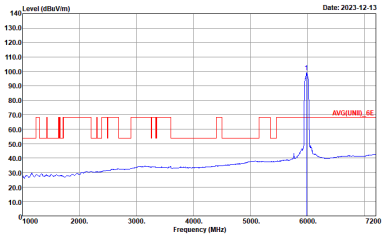 Site : 03CH20-HY Condition : AVG(UNII)_6E 3m 9120D_02360_231030 VERTICAL : RBW:1000.000KHz VBW:1.000KHz SWT:Auto

Band 5 5925~6425MHz

WIFI 802.11ax HE80 Partial 484 (Band Edge @ 3m)

WIFI	Band 5 5925~6425MHz Band Edge @ 3m	
ANT	802.11ax HE80 Partial 484/65 CH07 5985MHz	
6+7	Horizontal	Fundamental
Peak	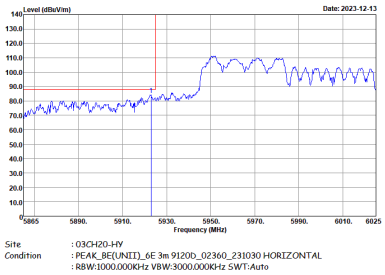	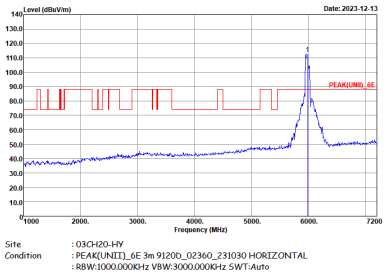
Avg.	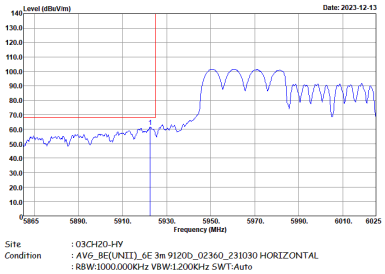	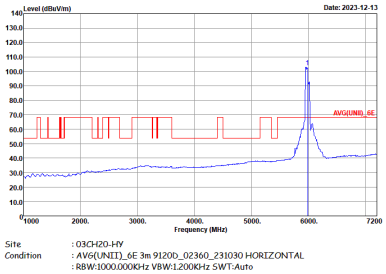

WIFI	Band 5 5925~6425MHz Band Edge @ 3m	
ANT	802.11ax HE80 Partial 484/65 CH07 5985MHz	
6+7	Vertical	Fundamental
Peak	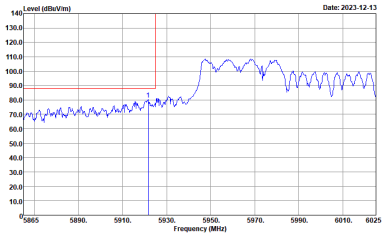 Site : 03CH20-HY Condition : PEAK_BE(UNII)_6E 3m 9120D_02360_231030 VERTICAL : RBW:1000.000KHz VBW:3000.000KHz SWT:Auto	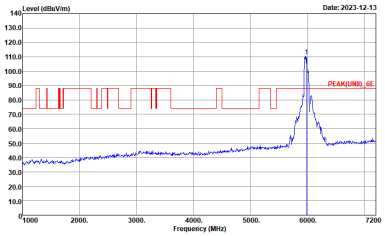 Site : 03CH20-HY Condition : PEAK(UNII)_6E 3m 9120D_02360_231030 VERTICAL : RBW:1000.000KHz VBW:3000.000KHz SWT:Auto
Avg.	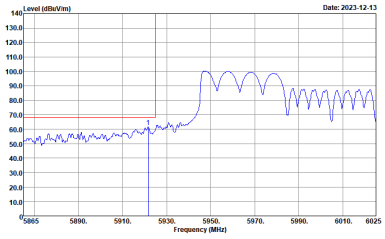 Site : 03CH20-HY Condition : AVG_BE(UNII)_6E 3m 9120D_02360_231030 VERTICAL : RBW:1000.000KHz VBW:1200KHz SWT:Auto	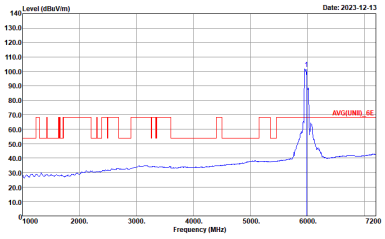 Site : 03CH20-HY Condition : AVG(UNII)_6E 3m 9120D_02360_231030 VERTICAL : RBW:1000.000KHz VBW:1200KHz SWT:Auto

Band 5 5925~6425MHz

WIFI 802.11ax HE160 Full (Band Edge @ 3m)

WIFI	Band 5 5925~6425MHz Band Edge @ 3m	
ANT	802.11ax HE160 Full CH15 6025MHz	
6+7	Horizontal	Fundamental
Peak	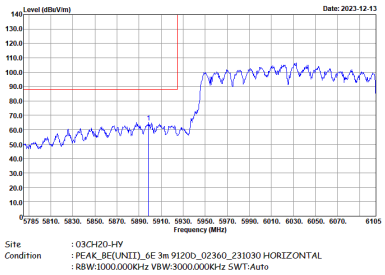	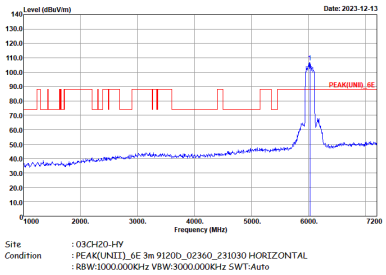
Avg.	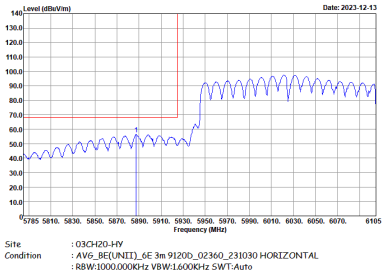	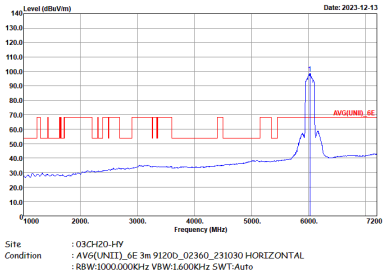

WIFI	Band 5 5925~6425MHz Band Edge @ 3m	
ANT	802.11ax HE160 Full CH15 6025MHz	
6+7	Vertical	Fundamental
Peak	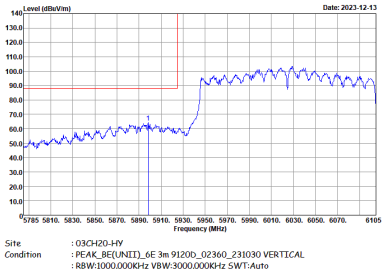	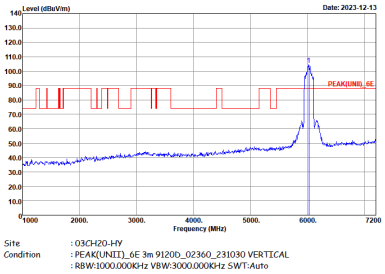
Avg.	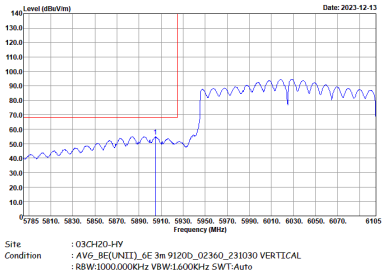	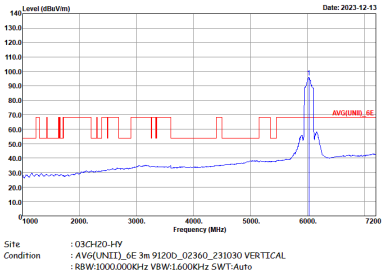

Band 5 5925~6425MHz

WIFI 802.11ax HE160 Partial 996 (Band Edge @ 3m)

WIFI	Band 5 5925~6425MHz Band Edge @ 3m	
ANT	802.11ax HE160 Partial 996/67 CH15 6025MHz	
6+7	Horizontal	Fundamental
Peak	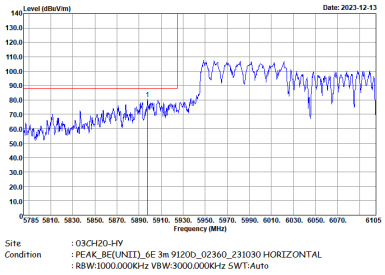	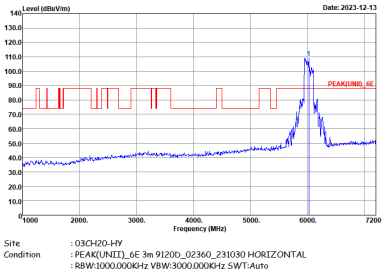
Avg.	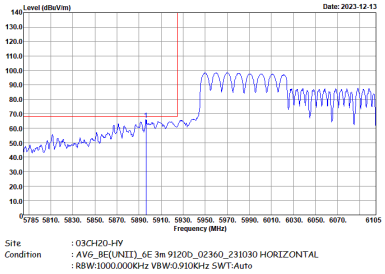	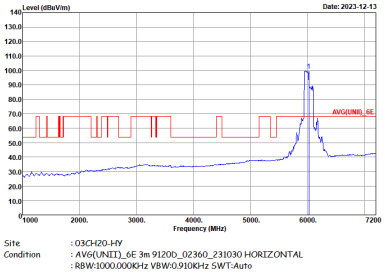

WIFI	Band 5 5925~6425MHz Band Edge @ 3m	
ANT	802.11ax HE160 Partial 996/67 CH15 6025MHz	
6+7	Vertical	Fundamental
Peak	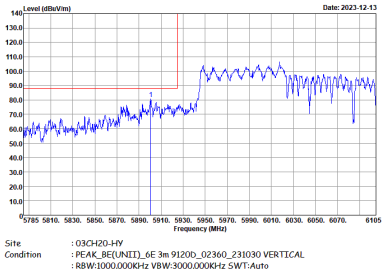	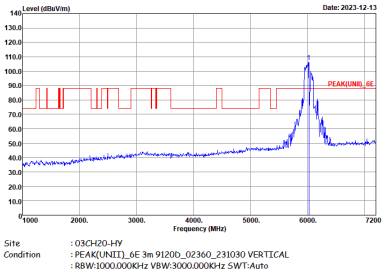
Avg.	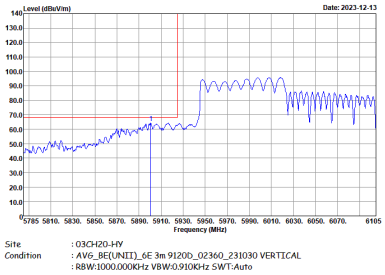	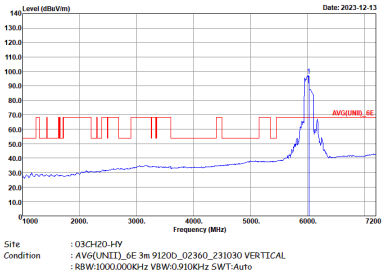

Band 5 - 5925~6425MHz

WIFI 802.11a (Harmonic @ 3m)

WIFI	Band 5 5925~6425MHz Harmonic @ 3m	
ANT	802.11a CH01 5955MHz	
6+7	Horizontal	Vertical
Peak Avg.	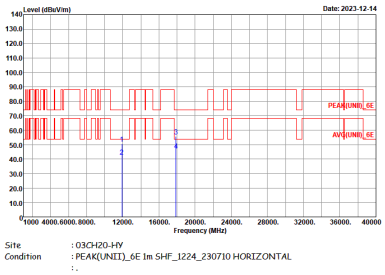	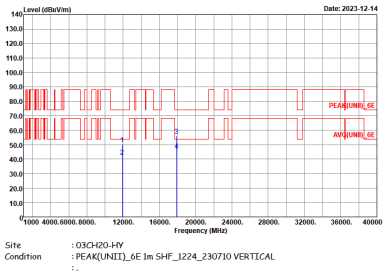

WIFI	Band 5 5925~6425MHz Harmonic @ 3m	
ANT	802.11a CH49 6195MHz	
6+7	Horizontal	Vertical
Peak Avg.	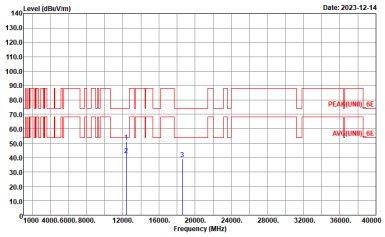 Site : 03CH20-HY Condition : PEAK(UNII)_6E 1m SHF_1224_230710 HORIZONTAL : .	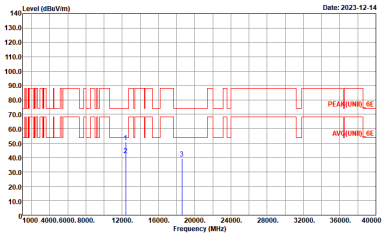 Site : 03CH20-HY Condition : PEAK(UNII)_6E 1m SHF_1224_230710 VERTICAL : .

WIFI	Band 5 5925~6425MHz Harmonic @ 3m	
ANT	802.11a CH93 6415MHz	
6+7	Horizontal	Vertical
Peak Avg.	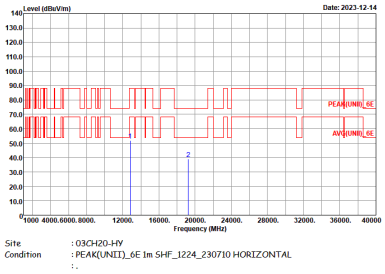	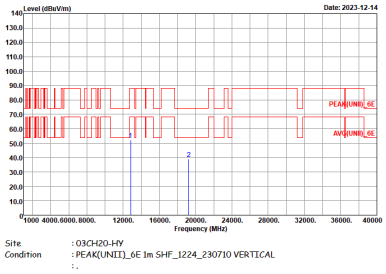

Band 5 5925~6425MHz

WIFI 802.11ax HE20 Full (Harmonic @ 3m)

WIFI	Band 5 5925~6425MHz Harmonic @ 3m	
ANT	802.11ax HE20 Full CH01 5955MHz	
6+7	Horizontal	Vertical
Peak Avg.	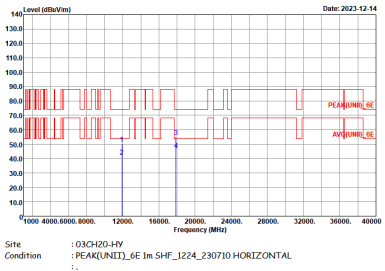	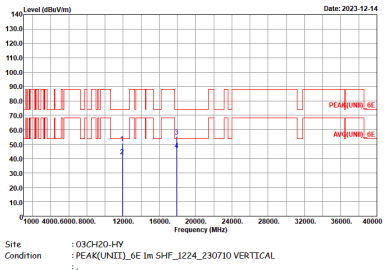

WIFI	Band 5 5925~6425MHz Harmonic @ 3m	
ANT	802.11ax HE20 Full CH49 6195MHz	
6+7	Horizontal	Vertical
Peak Avg.	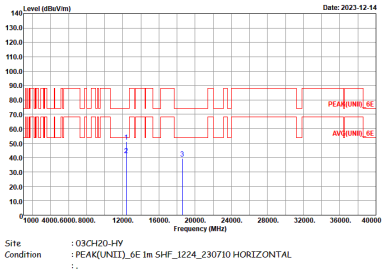 	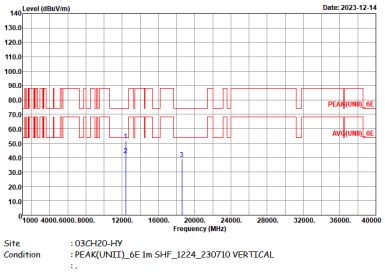

WIFI	Band 5 5925~6425MHz Harmonic @ 3m	
ANT	802.11ax HE20 Full CH93 6415MHz	
6+7	Horizontal	Vertical
Peak Avg.	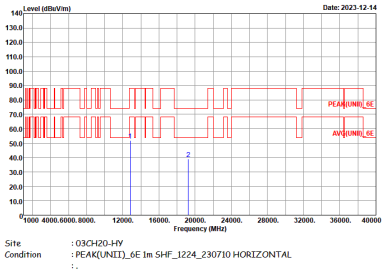	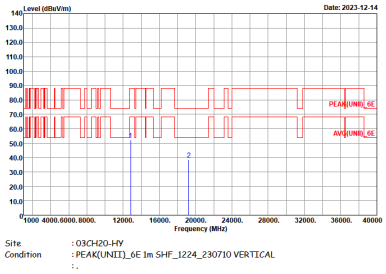

Band 5 5925~6425MHz

WIFI 802.11ax HE40 Full (Harmonic @ 3m)

WIFI	Band 5 5925~6425MHz Harmonic @ 3m	
ANT	802.11ax HE40 Full CH03 5965MHz	
6+7	Horizontal	Vertical
Peak Avg.	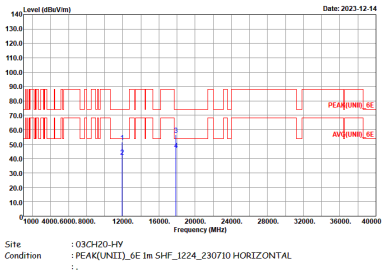	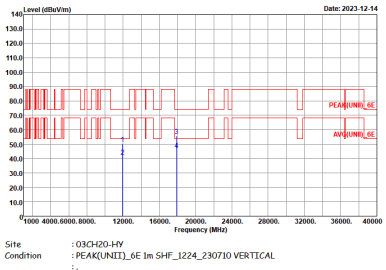

WIFI	Band 5 5925~6425MHz Harmonic @ 3m	
ANT	802.11ax HE40 Full CH51 6205MHz	
6+7	Horizontal	Vertical
Peak Avg.	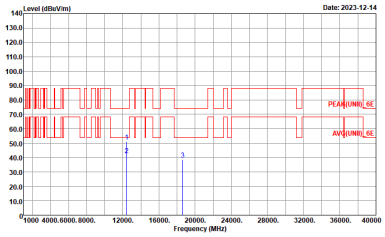 Site : 03CH20-HY Condition : PEAK(UNII)_6E 1m SHF_1224_230710 HORIZONTAL : .	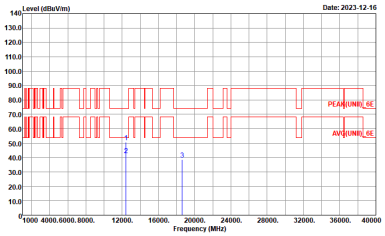 Site : 03CH20-HY Condition : PEAK(UNII)_6E 1m SHF_1224_230710 VERTICAL : .

WIFI	Band 5 5925~6425MHz Harmonic @ 3m	
ANT	802.11ax HE40 Full CH91 6405MHz	
6+7	Horizontal	Vertical
Peak Avg.	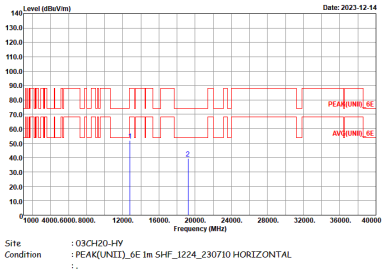 	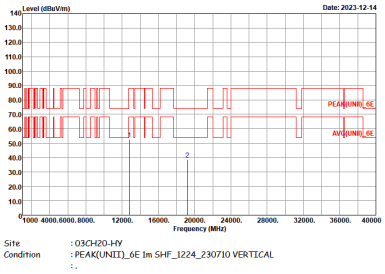

Band 5 5925~6425MHz

WIFI 802.11ax HE80 Full (Harmonic @ 3m)

WIFI	Band 5 5925~6425MHz Harmonic @ 3m	
ANT	802.11ax HE80 Full CH07 5985MHz	
6+7	Horizontal	Vertical
Peak Avg.	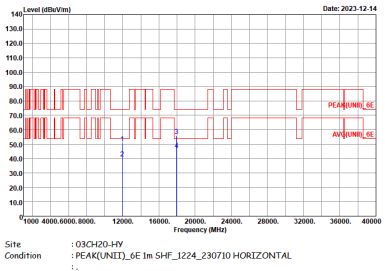	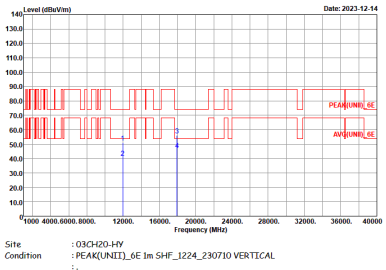

WIFI	Band 5 5925~6425MHz Harmonic @ 3m	
ANT	802.11ax HE80 Full CH55 6225MHz	
6+7	Horizontal	Vertical
Peak Avg.	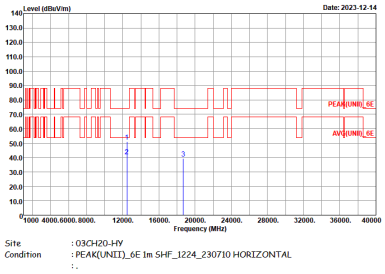 Site : 03CH20-HY Condition : PEAK(UNII)_6E 1m SHF_1224_230710 HORIZONTAL : .	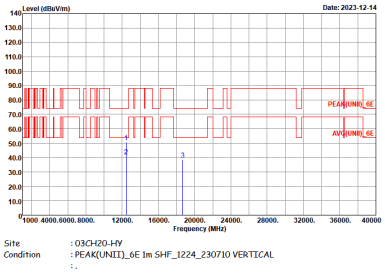 Site : 03CH20-HY Condition : PEAK(UNII)_6E 1m SHF_1224_230710 VERTICAL : .

WIFI	Band 5 5925~6425MHz Harmonic @ 3m	
ANT	802.11ax HE80 Full CH87 6385MHz	
6+7	Horizontal	Vertical
Peak Avg.	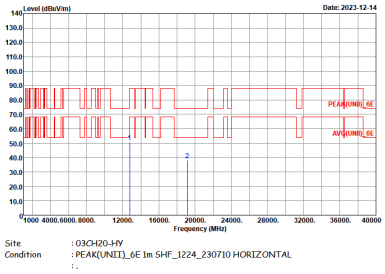	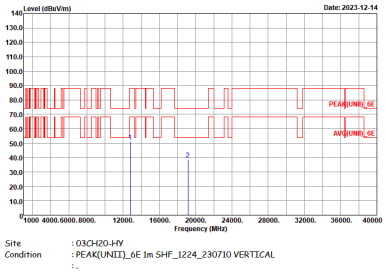

Band 5 5925~6425MHz

WIFI 802.11ax HE160 Full (Harmonic @ 3m)

WIFI	Band 5 5925~6425MHz Harmonic @ 3m	
ANT	802.11ax HE160 Full CH15 6025MHz	
6+7	Horizontal	Vertical
Peak Avg.	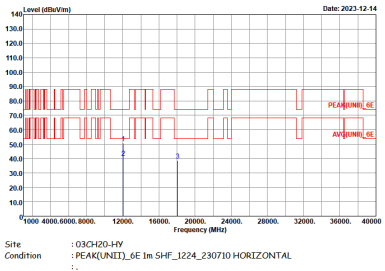	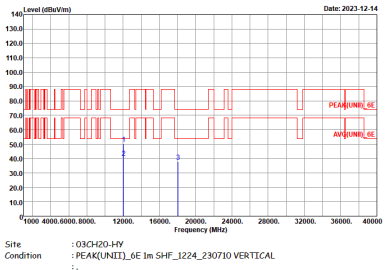

WIFI	Band 5 5925~6425MHz Harmonic @ 3m	
ANT	802.11ax HE160 Full CH47 6185MHz	
6+7	Horizontal	Vertical
Peak Avg.	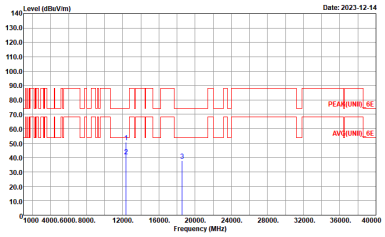 Site : 03CH20-HY Condition : PEAK(UNII)_6E 1m SHF_1224_230710 HORIZONTAL : .	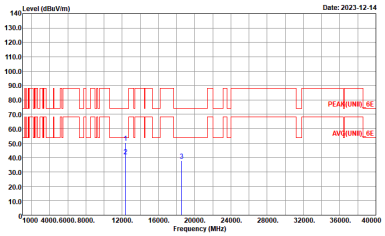 Site : 03CH20-HY Condition : PEAK(UNII)_6E 1m SHF_1224_230710 VERTICAL : .

WIFI	Band 5 5925~6425MHz Harmonic @ 3m	
ANT	802.11ax HE160 Full CH79 6345MHz	
6+7	Horizontal	Vertical
Peak Avg.	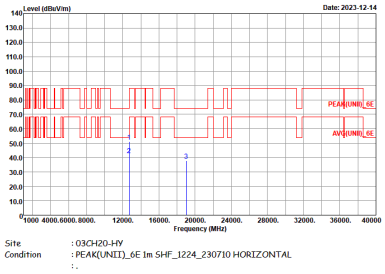	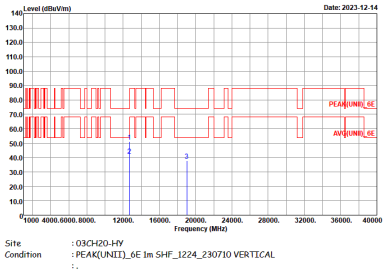

Band 6 - 6425~6525MHz

WIFI 802.11a (Harmonic @ 3m)

WIFI	Band 6 6425~6525MHz Harmonic @ 3m	
ANT	802.11a CH97 6435MHz	
6+7	Horizontal	Vertical
Peak Avg.	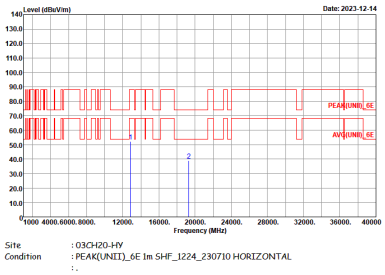	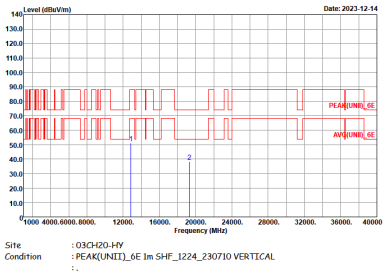

WIFI	Band 6 6425~6525MHz Harmonic @ 3m	
ANT	802.11a CH105 6475MHz	
6+7	Horizontal	Vertical
Peak Avg.	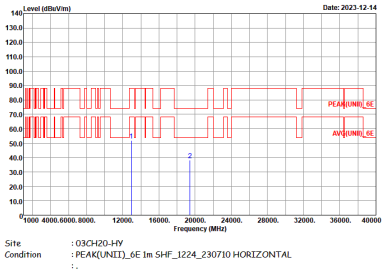	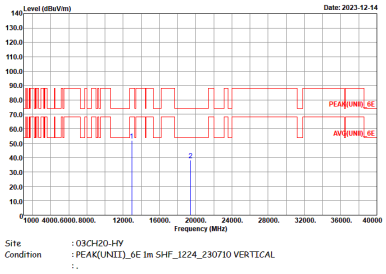

WIFI	Band 6 6425~6525MHz Harmonic @ 3m	
ANT	802.11a CH113 6615MHz	
6+7	Horizontal	Vertical
Peak Avg.	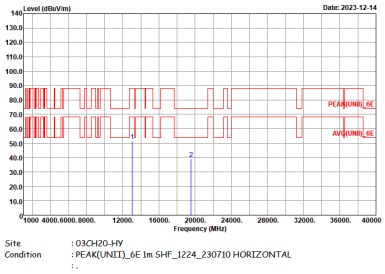 	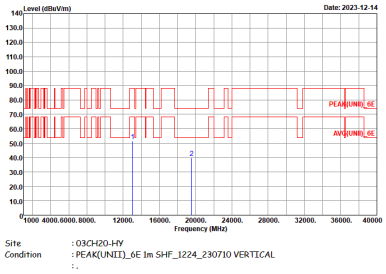

Band 6 6425~6525MHz

WIFI 802.11ax HE20 Full (Harmonic @ 3m)

WIFI	Band 6 6425~6525MHz Harmonic @ 3m	
ANT	802.11ax HE20 Full CH97 6435MHz	
6+7	Horizontal	Vertical
Peak Avg.	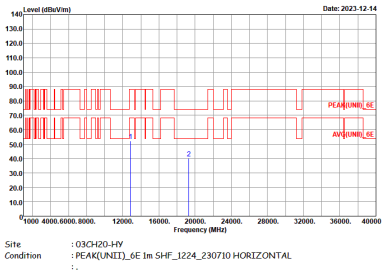	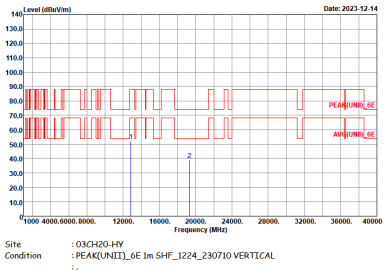

WIFI	Band 6 6425~6525MHz Harmonic @ 3m	
ANT	802.11ax HE20 Full CH105 6475MHz	
6+7	Horizontal	Vertical
Peak Avg.	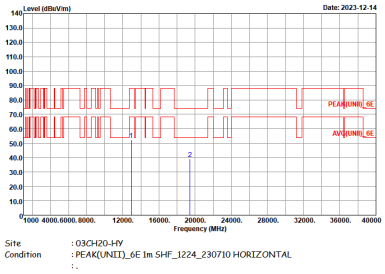	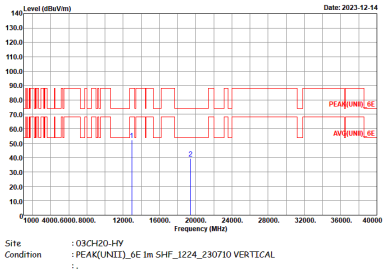

WIFI	Band 6 6425~6525MHz Harmonic @ 3m	
ANT	802.11ax HE20 Full CH113 6515MHz	
6+7	Horizontal	Vertical
Peak Avg.	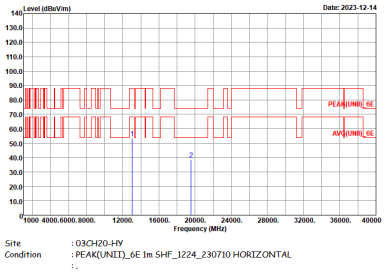	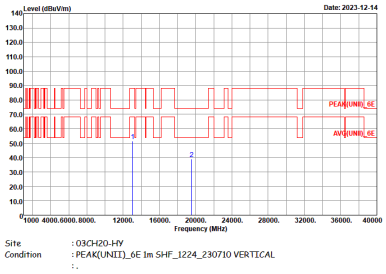

Band 6 6425~6525MHz

WIFI 802.11ax HE40 Full (Harmonic @ 3m)

WIFI	Band 6 6425~6525MHz Harmonic @ 3m	
ANT	802.11ax HE40 Full CH99 6445MHz	
6+7	Horizontal	Vertical
Peak Avg.	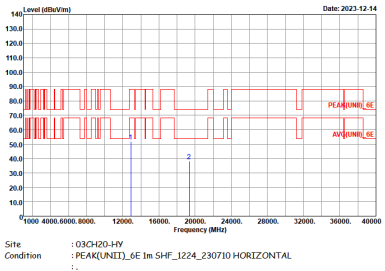	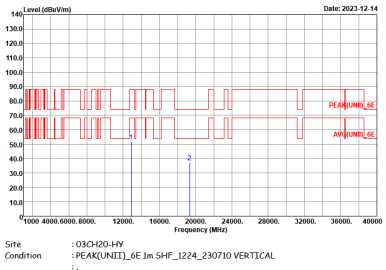

WIFI	Band 6 6425~6525MHz Harmonic @ 3m	
ANT	802.11ax HE40 Full CH107 6485MHz	
6+7	Horizontal	Vertical
Peak Avg.	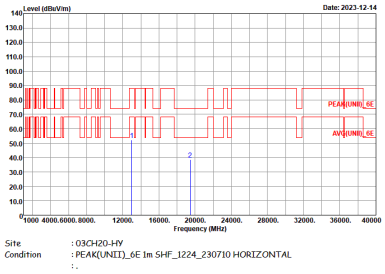 	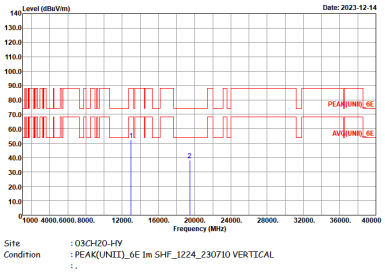

WIFI	Band 6 6425~6525MHz Harmonic @ 3m	
ANT	802.11ax HE40 Full CH115 6525MHz	
6+7	Horizontal	Vertical
Peak Avg.	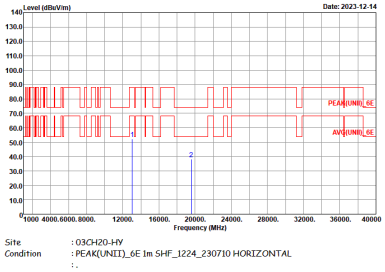	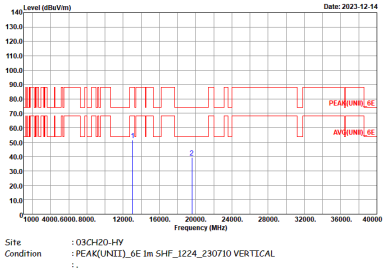

Band 6 6425~6525MHz

WIFI 802.11ax HE80 Full (Harmonic @ 3m)

WIFI	Band 6 6425~6525MHz Harmonic @ 3m	
ANT	802.11ax HE80 Full CH103 6465MHz	
6+7	Horizontal	Vertical
Peak Avg.	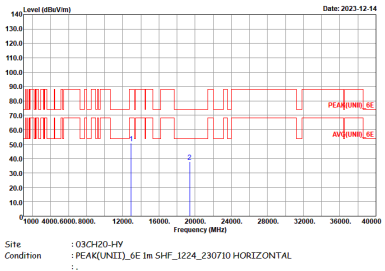	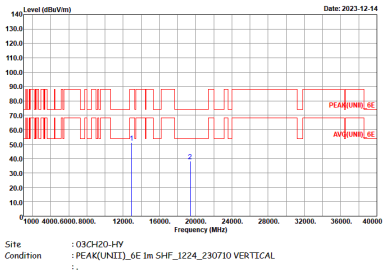

Band 6 6425~6525MHz

WIFI 802.11ax HE160 Full (Harmonic @ 3m)

WIFI	Band 6 6425~6525MHz Harmonic @ 3m	
ANT	802.11ax HE160 Full CH111 6505MHz	
6+7	Horizontal	Vertical
Peak Avg.	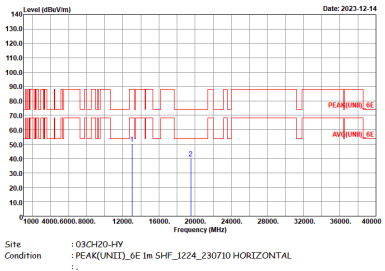	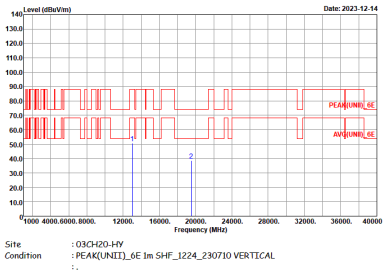

Band 7 - 6525~6875MHz

WIFI 802.11a (Harmonic @ 3m)

WIFI	Band 7 6525~6875MHz Harmonic @ 3m	
ANT	802.11a CH117 6535MHz	
6+7	Horizontal	Vertical
Peak Avg.	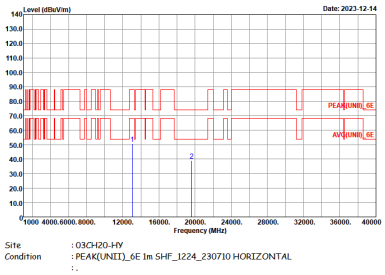	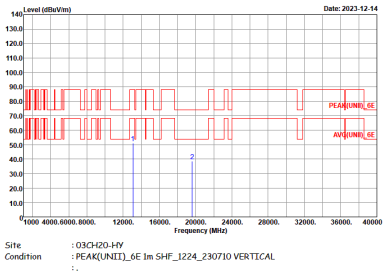

WIFI	Band 7 6525~6875MHz Harmonic @ 3m	
ANT	802.11a CH149 6695MHz	
6+7	Horizontal	Vertical
Peak Avg.	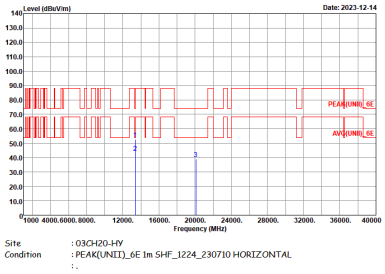	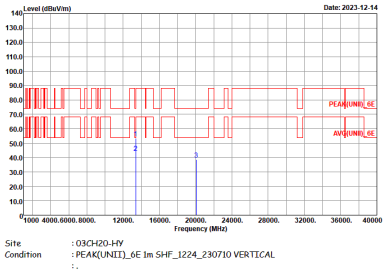

WIFI	Band 7 6525~6875MHz Harmonic @ 3m	
ANT	802.11a CH185 6875MHz	
6+7	Horizontal	Vertical
Peak Avg.	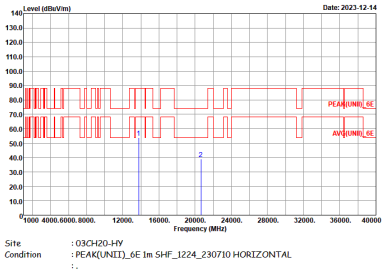	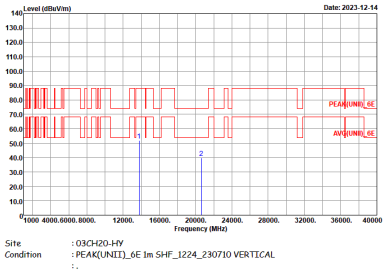

Band 7 6525~6875MHz

WIFI 802.11ax HE20 Full (Harmonic @ 3m)

WIFI	Band 7 6525~6875MHz Harmonic @ 3m	
ANT	802.11ax HE20 Full CH117 6535MHz	
6+7	Horizontal	Vertical
Peak Avg.	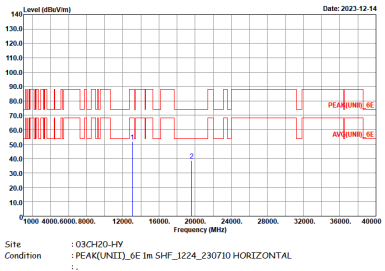	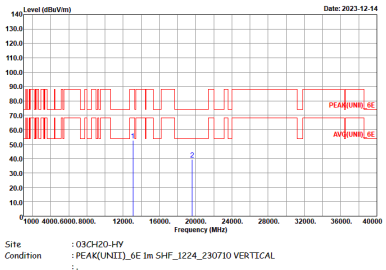

WIFI	Band 7 6525~6875MHz Harmonic @ 3m	
ANT	802.11ax HE20 Full CH149 6695MHz	
6+7	Horizontal	Vertical
Peak Avg.	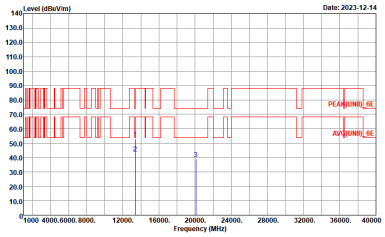 Site : 03CH20-HY Condition : PEAK(UNII)_6E 1m SHF_1224_230710 HORIZONTAL : .	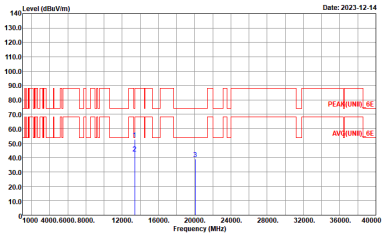 Site : 03CH20-HY Condition : PEAK(UNII)_6E 1m SHF_1224_230710 VERTICAL : .

WIFI	Band 7 6525~6875MHz Harmonic @ 3m	
ANT	802.11ax HE20 Full CH185 6875MHz	
6+7	Horizontal	Vertical
Peak Avg.	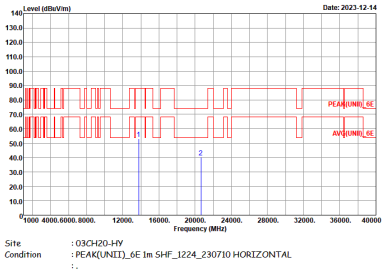 	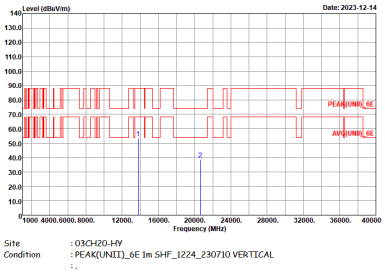

Band 7 6525~6875MHz

WIFI 802.11ax HE40 Full (Harmonic @ 3m)

WIFI	Band 7 6525~6875MHz Harmonic @ 3m	
ANT	802.11ax HE40 Full CH123 6565MHz	
6+7	Horizontal	Vertical
Peak Avg.	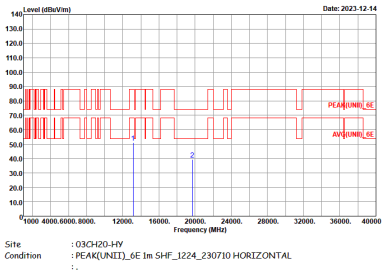	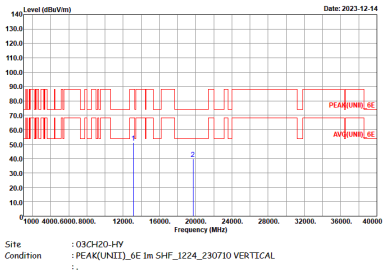

WIFI	Band 7 6525~6875MHz Harmonic @ 3m	
ANT	802.11ax HE40 Full CH147 6685MHz	
6+7	Horizontal	Vertical
Peak Avg.	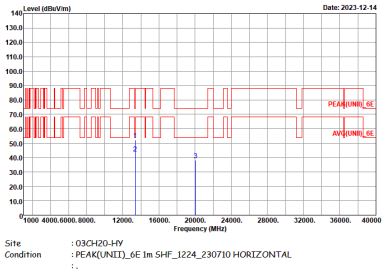 Site : 03CH20-HY Condition : PEAK(UNII)_6E 1m SHF_1224_230710 HORIZONTAL : .	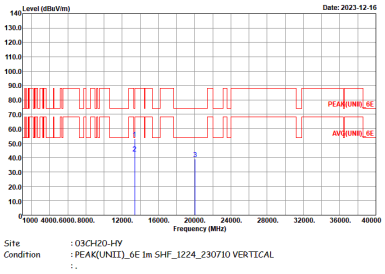 Site : 03CH20-HY Condition : PEAK(UNII)_6E 1m SHF_1224_230710 VERTICAL : .

WIFI	Band 7 6525~6875MHz Harmonic @ 3m	
ANT	802.11ax HE40 Full CH187 6885MHz	
6+7	Horizontal	Vertical
Peak Avg.	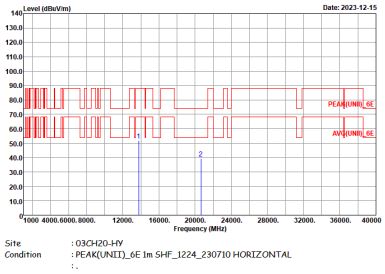 	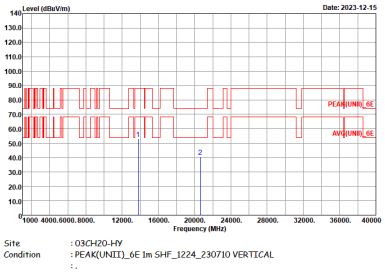

Band 7 6525~6875MHz

WIFI 802.11ax HE80 Full (Harmonic @ 3m)

WIFI	Band 7 6525~6875MHz Harmonic @ 3m	
ANT	802.11ax HE80 Full CH135 6625MHz	
6+7	Horizontal	Vertical
Peak Avg.	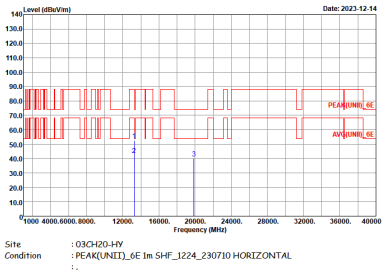	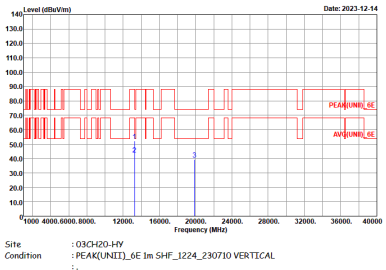

WIFI	Band 7 6525~6875MHz Harmonic @ 3m	
ANT	802.11ax HE80 Full CH151 6705MHz	
6+7	Horizontal	Vertical
Peak Avg.	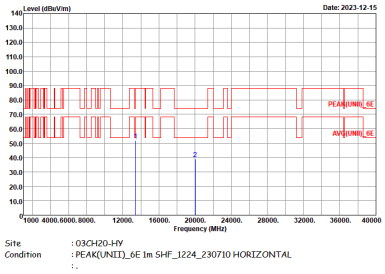 Site : 03CH20-HY Condition : PEAK(UNII)_6E 1m SHF_1224_230710 HORIZONTAL : .	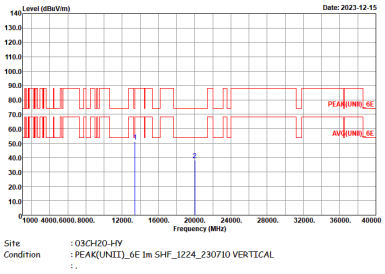 Site : 03CH20-HY Condition : PEAK(UNII)_6E 1m SHF_1224_230710 VERTICAL : .

WIFI	Band 7 6525~6875MHz Harmonic @ 3m	
ANT	802.11ax HE80 Full CH183 6865MHz	
6+7	Horizontal	Vertical
Peak Avg.	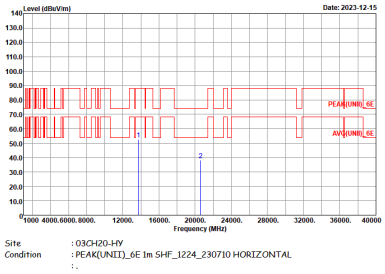 Site : 03CH20-HY Condition : PEAK(UNII)_6E 1m SHF_1224_230710 HORIZONTAL : .	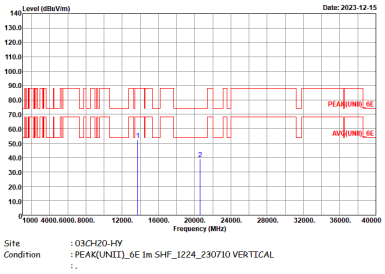 Site : 03CH20-HY Condition : PEAK(UNII)_6E 1m SHF_1224_230710 VERTICAL : .

Band 7 6525~6875MHz

WIFI 802.11ax HE160 Full (Harmonic @ 3m)

WIFI	Band 7 6525~6875MHz Harmonic @ 3m	
ANT	802.11ax HE160 Full CH143 6665MHz	
6+7	Horizontal	Vertical
Peak Avg.	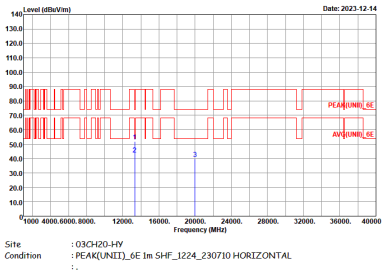	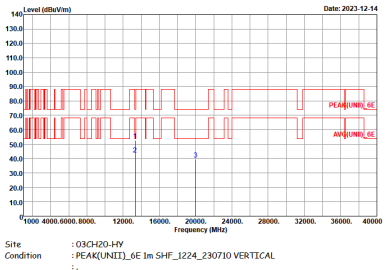

WIFI	Band 7 6525~6875MHz Harmonic @ 3m	
ANT	802.11ax HE160 Full CH175 6825MHz	
6+7	Horizontal	Vertical
Peak Avg.	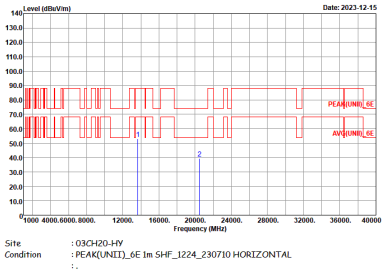 Site : 03CH20-HY Condition : PEAK(UNII)_6E 1m SHF_1224_230710 HORIZONTAL : .	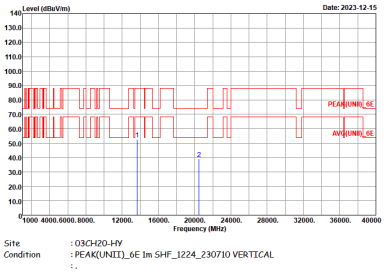 Site : 03CH20-HY Condition : PEAK(UNII)_6E 1m SHF_1224_230710 VERTICAL : .

Band 8 - 6875~7125MHz

WIFI 802.11a (Band Edge @ 3m)

WIFI	Band 8 6875~7125MHz Band Edge @ 3m	
ANT	802.11a CH233 7115MHz	
6+7	Horizontal	Fundamental
Peak	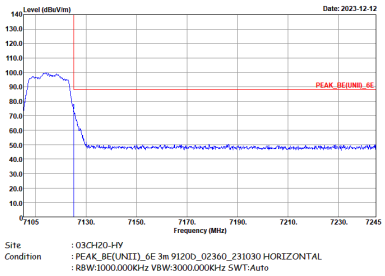	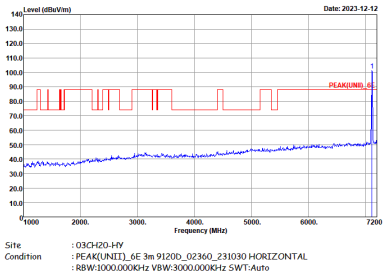
Avg.	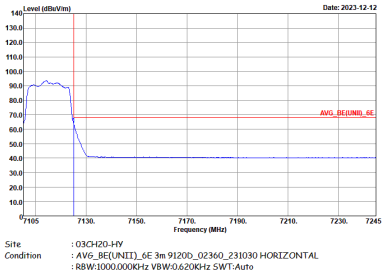	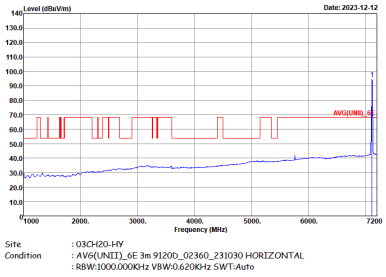

WIFI	Band 8 6875~7125MHz Band Edge @ 3m	
ANT	802.11a CH233 7115MHz	
6+7	Vertical	Fundamental
Peak	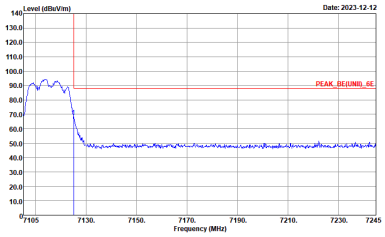	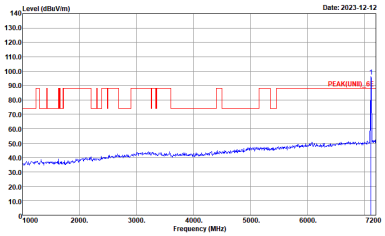
Avg.	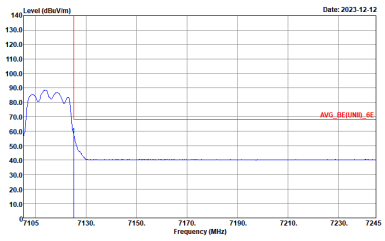	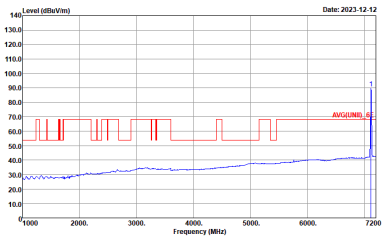

Band 8 - 6875~7125MHz

WIFI 802.11ax HE20 Full (Band Edge @ 3m)

WIFI	Band 8 6875~7125MHz Band Edge @ 3m	
ANT	802.11ax HE20 Full CH233 7115MHz	
6+7	Horizontal	Fundamental
Peak	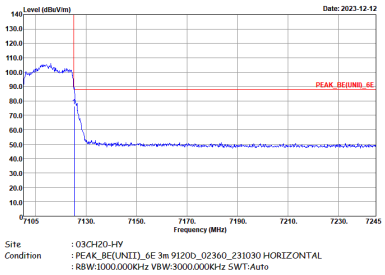	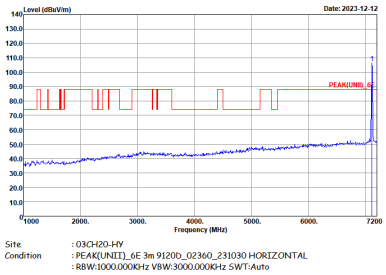
Avg.	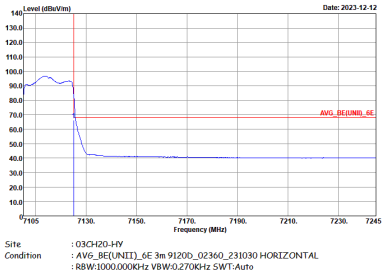	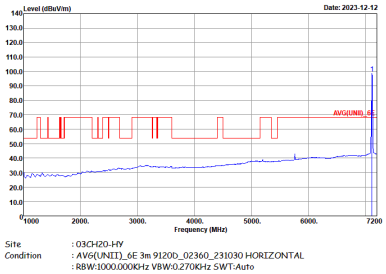

WIFI	Band 8 6875~7125MHz Band Edge @ 3m	
ANT	802.11ax HE20 Full CH233 7115MHz	
6+7	Vertical	Fundamental
Peak	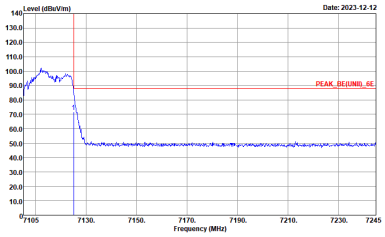 Site : 03CH20-HY Condition : PEAK_BE(UNII)_6E 3m 9120D_02360_231030 VERTICAL : RBW:1000.000KHz VBW:3000.000KHz SWT:Auto	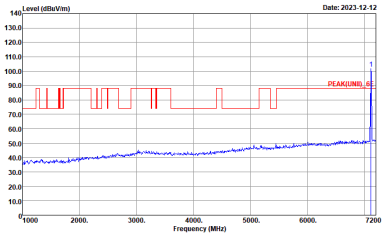 Site : 03CH20-HY Condition : PEAK(UNII)_6E 3m 9120D_02360_231030 VERTICAL : RBW:1000.000KHz VBW:3000.000KHz SWT:Auto
Avg.	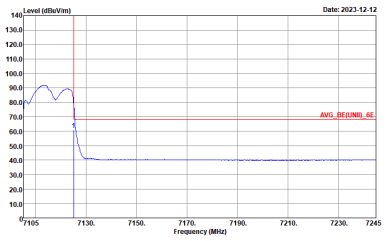 Site : 03CH20-HY Condition : AVG_BE(UNII)_6E 3m 9120D_02360_231030 VERTICAL : RBW:1000.000KHz VBW:0.270KHz SWT:Auto	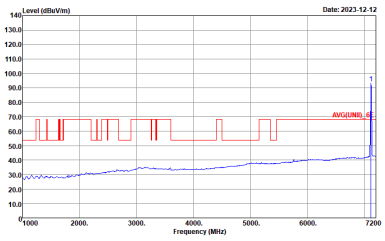 Site : 03CH20-HY Condition : AVG(UNII)_6E 3m 9120D_02360_231030 VERTICAL : RBW:1000.000KHz VBW:0.270KHz SWT:Auto

Band 8 - 6875~7125MHz

WIFI 802.11ax HE20 Partial 106 (Band Edge @ 3m)

WIFI	Band 8 6875~7125MHz Band Edge @ 3m	
ANT	802.11ax HE20 Partial 106/54 CH233 7115MHz	
6+7	Horizontal	Fundamental
Peak	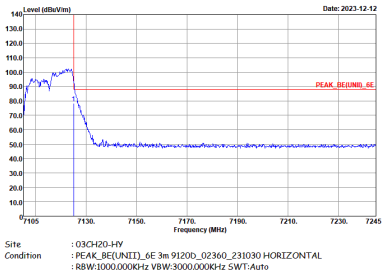	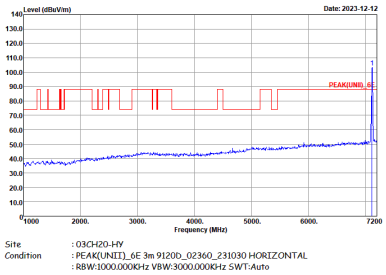
Avg.	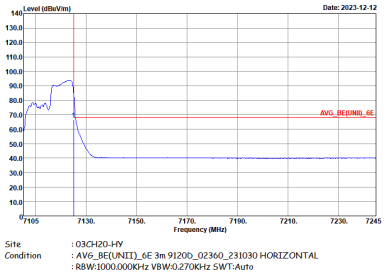	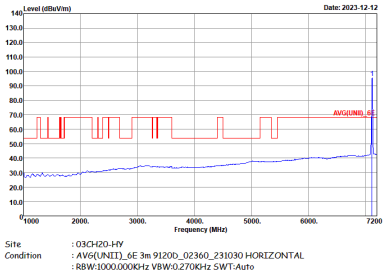

WIFI	Band 8 6875~7125MHz Band Edge @ 3m	
ANT	802.11ax HE20 Partial 106/54 CH233 7115MHz	
6+7	Vertical	Fundamental
Peak	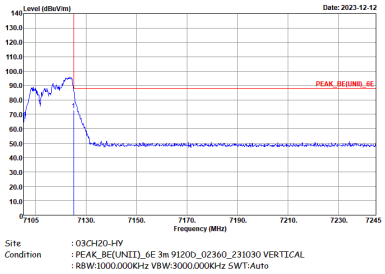	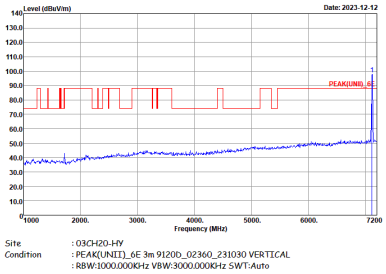
Avg.	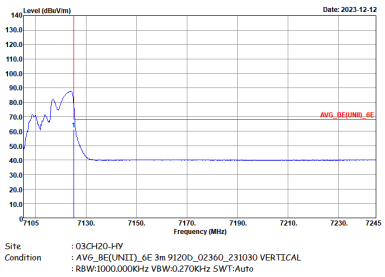	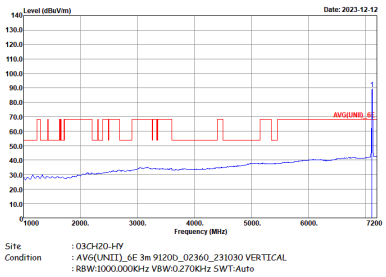

Band 8 - 6875~7125MHz

WIFI 802.11ax HE40 Full (Band Edge @ 3m)

WIFI	Band 8 6875~7125MHz Band Edge @ 3m	
ANT	802.11ax HE40 Full CH227 7085MHz	
6+7	Horizontal	Fundamental
Peak	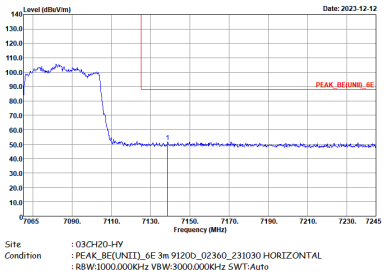	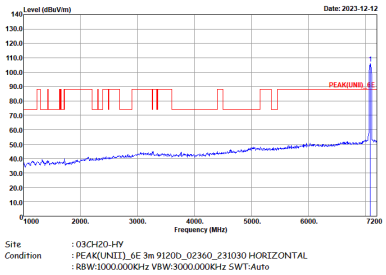
Avg.	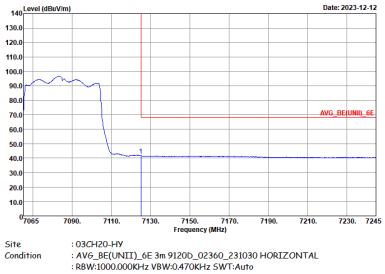	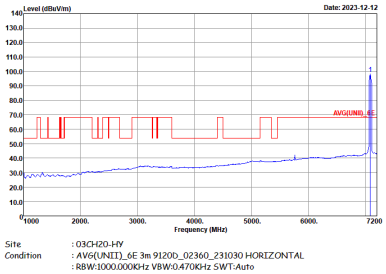

WIFI	Band 8 6875~7125MHz Band Edge @ 3m	
ANT	802.11ax HE40 Full CH227 7085MHz	
6+7	Vertical	Fundamental
Peak	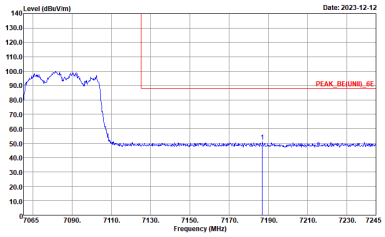 Site : 03CH20-HY Condition : PEAK_BE(UNII)_6E 3m 9120D_02360_231030 VERTICAL : RBW:1000.000KHz VBW:3000.000KHz SWT:Auto	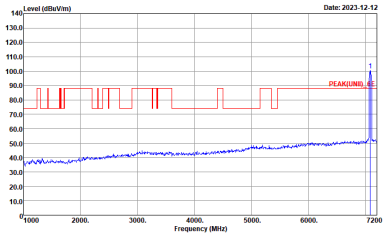 Site : 03CH20-HY Condition : PEAK(UNII)_6E 3m 9120D_02360_231030 VERTICAL : RBW:1000.000KHz VBW:3000.000KHz SWT:Auto
Avg.	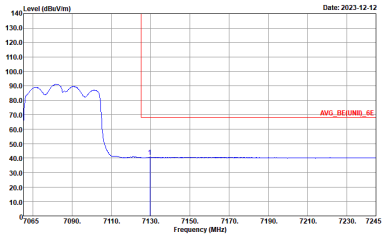 Site : 03CH20-HY Condition : AVG_BE(UNII)_6E 3m 9120D_02360_231030 VERTICAL : RBW:1000.000KHz VBW:0.470KHz SWT:Auto	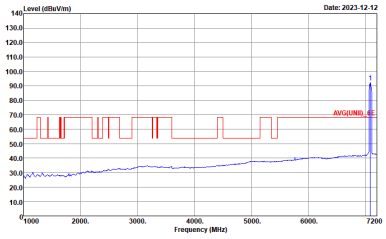 Site : 03CH20-HY Condition : AVG(UNII)_6E 3m 9120D_02360_231030 VERTICAL : RBW:1000.000KHz VBW:0.470KHz SWT:Auto

Band 8 - 6875~7125MHz

WIFI 802.11ax HE40 Partial 242 (Band Edge @ 3m)

WIFI	Band 8 6875~7125MHz Band Edge @ 3m	
ANT	802.11ax HE40 Partial 242/62 CH227 7085MHz	
6+7	Horizontal	Fundamental
Peak	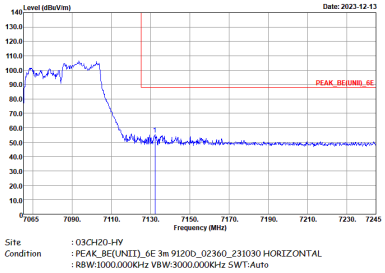	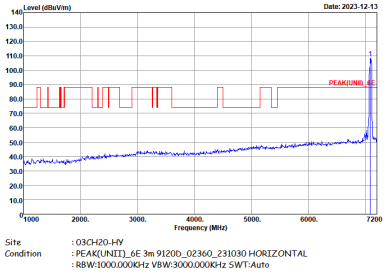
Avg.	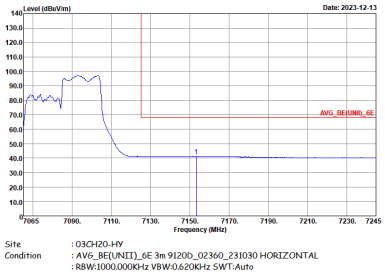	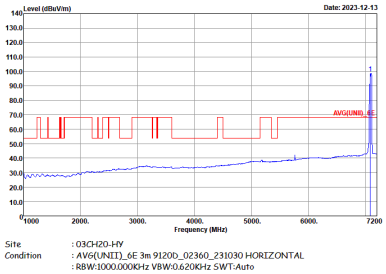

WIFI	Band 8 6875~7125MHz Band Edge @ 3m	
ANT	802.11ax HE40 Partial 242/62 CH227 7085MHz	
6+7	Vertical	Fundamental
Peak	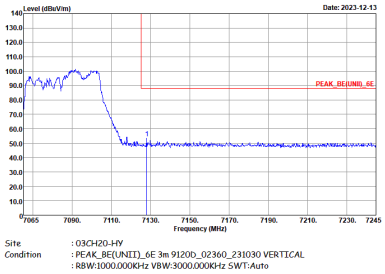	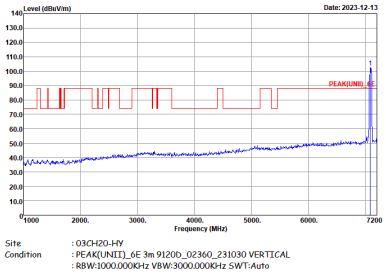
Avg.	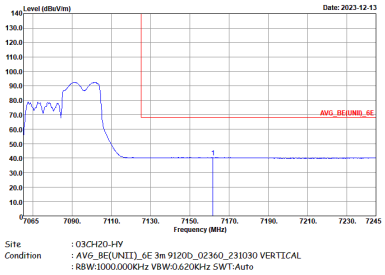	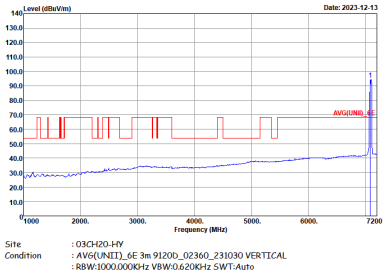

Band 8 - 6875~7125MHz

WIFI 802.11ax HE80 Full (Band Edge @ 3m)

WIFI	Band 8 6875~7125MHz Band Edge @ 3m	
ANT	802.11ax HE80 Full CH215 7025MHz	
6+7	Horizontal	Fundamental
Peak	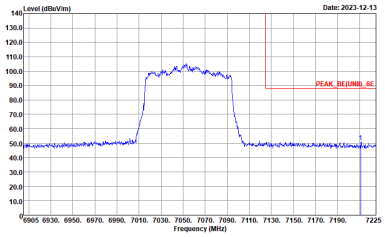	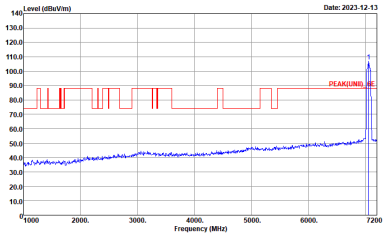
Avg.	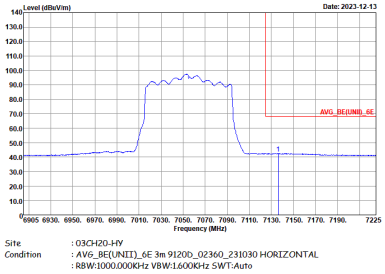	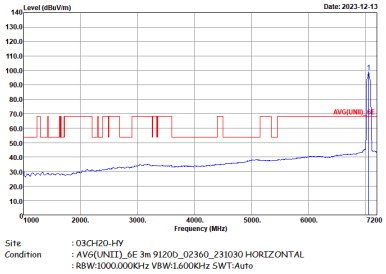

WIFI	Band 8 6875~7125MHz Band Edge @ 3m	
ANT	802.11ax HE80 Full CH215 7025MHz	
6+7	Vertical	Fundamental
Peak	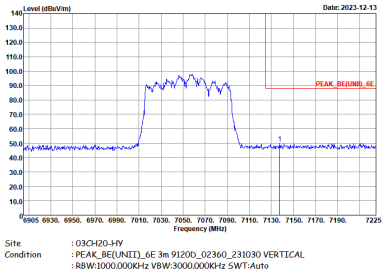	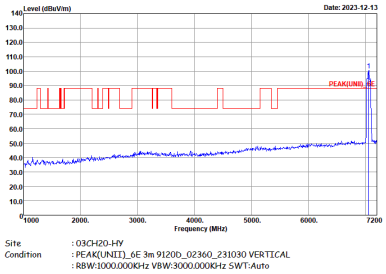
Avg.	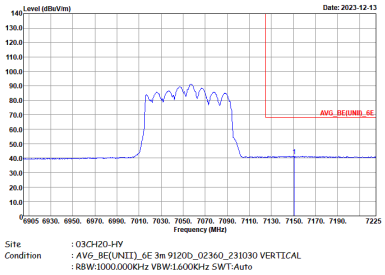	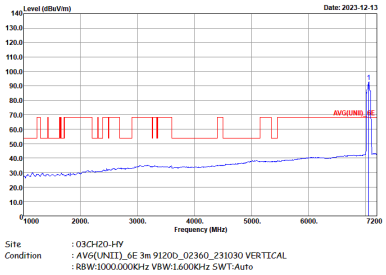

Band 8 - 6875~7125MHz

WIFI 802.11ax HE80 Partial 484 (Band Edge @ 3m)

WIFI	Band 8 6875~7125MHz Band Edge @ 3m	
ANT	802.11ax HE80 Partial 484/66 CH215 7025MHz	
6+7	Horizontal	Fundamental
Peak	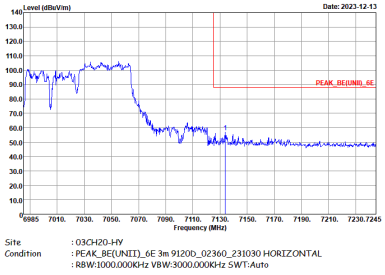	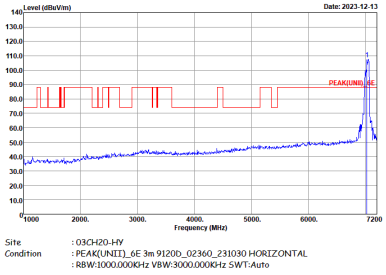
Avg.	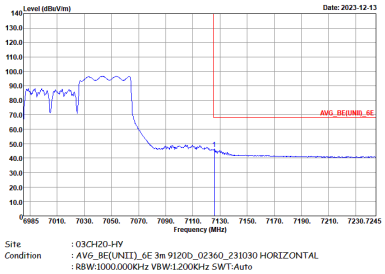	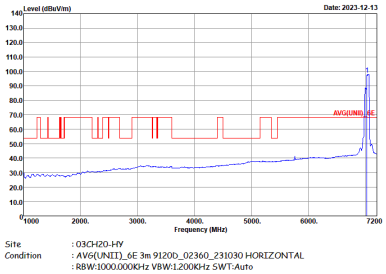

WIFI	Band 8 6875~7125MHz Band Edge @ 3m	
ANT	802.11ax HE80 Partial 484/66 CH215 7025MHz	
6+7	Vertical	Fundamental
Peak	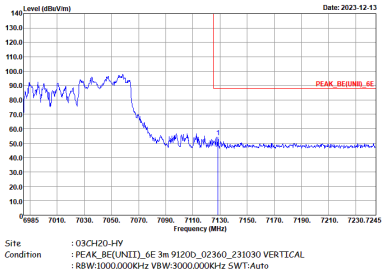	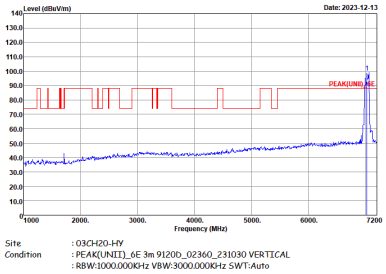
Avg.	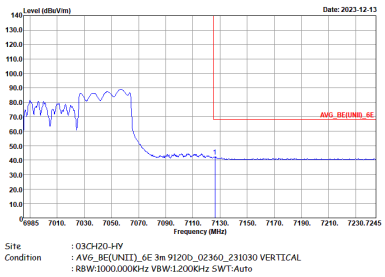	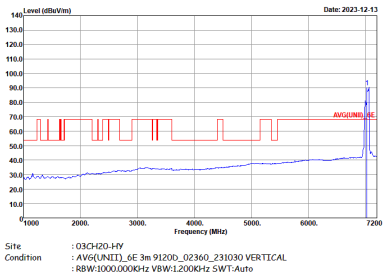

Band 8 - 6875~7125MHz

WIFI 802.11ax HE160 Full (Band Edge @ 3m)

WIFI	Band 8 6875~7125MHz Band Edge @ 3m	
ANT	802.11ax HE160 Full CH207 6985MHz	
6+7	Horizontal	Fundamental
Peak	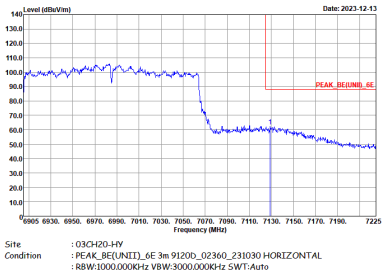	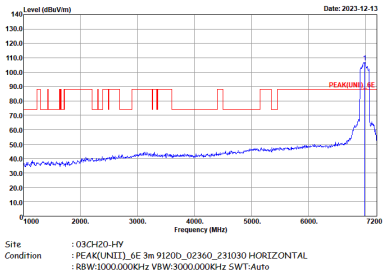
Avg.	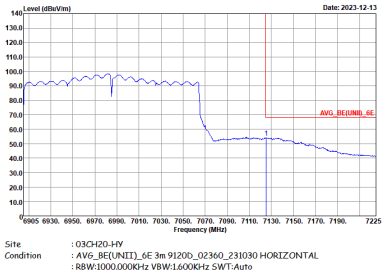	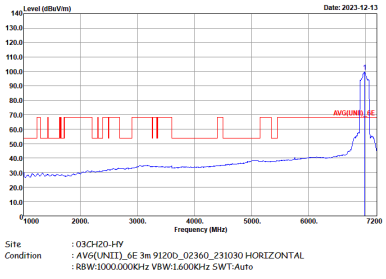

WIFI	Band 8 6875~7125MHz Band Edge @ 3m	
ANT	802.11ax HE160 Full CH207 6985MHz	
6+7	Vertical	Fundamental
Peak	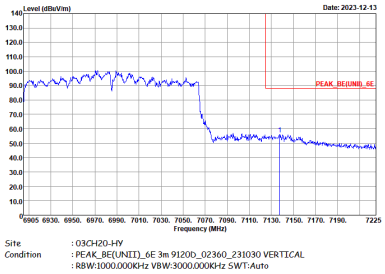	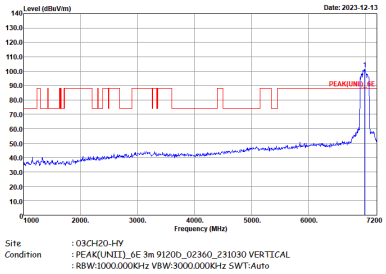
Avg.	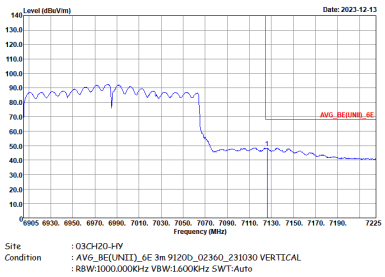	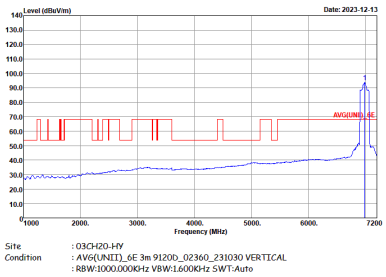

Band 8 - 6875~7125MHz

WIFI 802.11ax HE160 Partial 996 (Band Edge @ 3m)

WIFI	Band 8 6875~7125MHz Band Edge @ 3m	
ANT	802.11ax HE160 Partial 996/68 CH207 6985MHz	
6+7	Horizontal	Fundamental
Peak	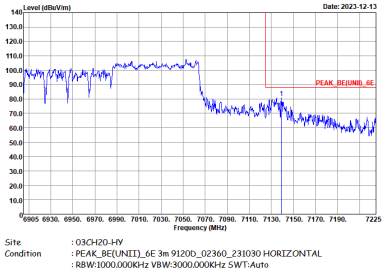	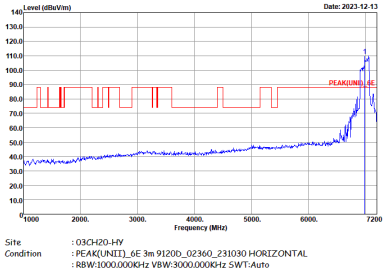
Avg.	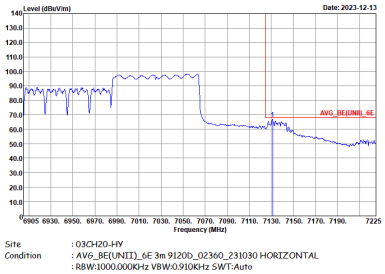	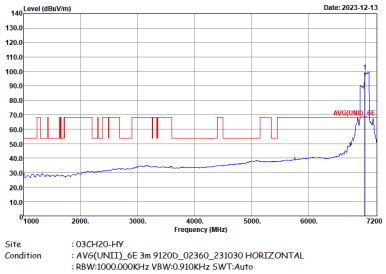

WIFI	Band 8 6875~7125MHz Band Edge @ 3m	
ANT	802.11ax HE160 Partial 996/68 CH207 6985MHz	
6+7	Vertical	Fundamental
Peak	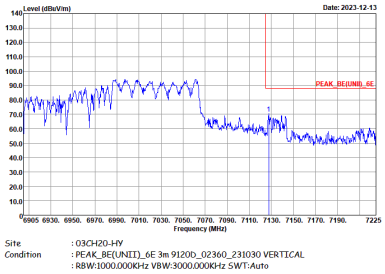	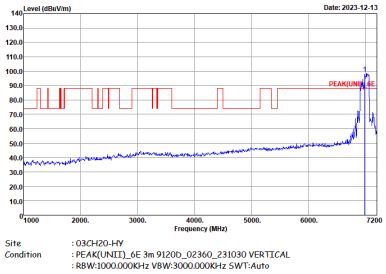
Avg.	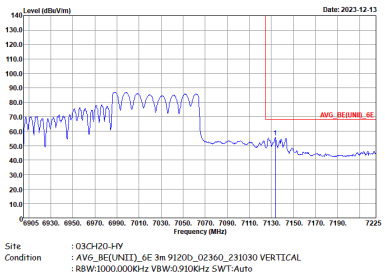	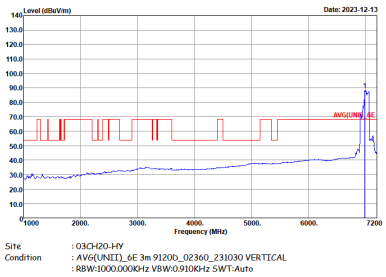

Band 8 - 6875~7125MHz

WIFI 802.11a (Harmonic @ 3m)

WIFI	Band 8 6875~7125MHz Harmonic @ 3m	
ANT	802.11a CH189 6895MHz	
6+7	Horizontal	Vertical
Peak Avg.	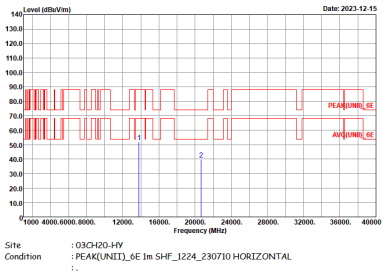	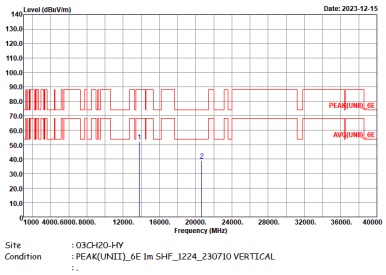

WIFI	Band 8 6875~7125MHz Harmonic @ 3m	
ANT	802.11a CH209 6995MHz	
6+7	Horizontal	Vertical
Peak Avg.	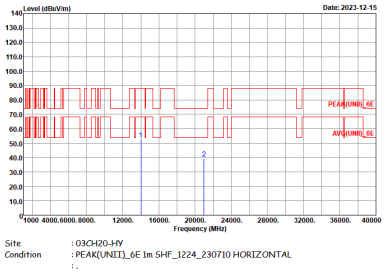	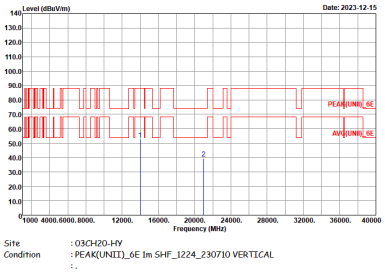

WIFI	Band 8 6875~7125MHz Harmonic @ 3m	
ANT	802.11a CH233 7115MHz	
6+7	Horizontal	Vertical
Peak Avg.	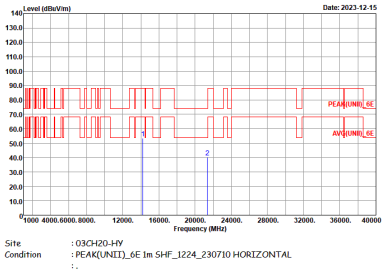	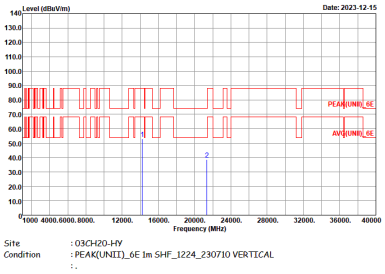

Band 8 - 6875~7125MHz

WIFI 802.11ax HE20 Full (Harmonic @ 3m)

WIFI	Band 8 6875~7125MHz Harmonic @ 3m	
ANT	802.11ax HE20 Full CH189 6895MHz	
6+7	Horizontal	Vertical
Peak Avg.	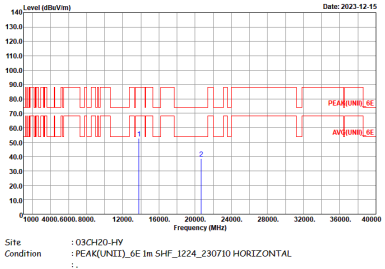	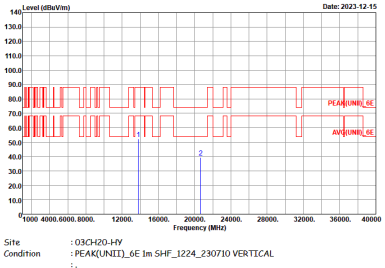

WIFI	Band 8 6875~7125MHz Harmonic @ 3m	
ANT	802.11ax HE20 Full CH209 6995MHz	
6+7	Horizontal	Vertical
Peak Avg.	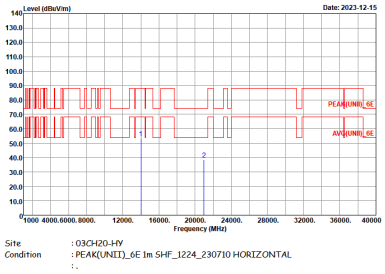 	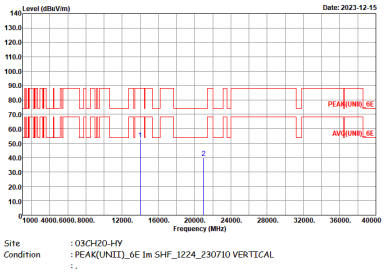

WIFI	Band 8 6875~7125MHz Harmonic @ 3m	
ANT	802.11ax HE20 Full CH233 7115MHz	
6+7	Horizontal	Vertical
Peak Avg.	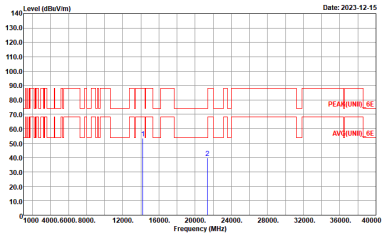 Site : 03CH20-HY Condition : PEAK(UNII)_6E 1m SHF_1224_230710 HORIZONTAL : .	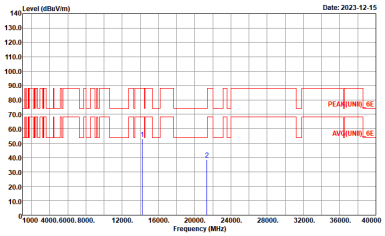 Site : 03CH20-HY Condition : PEAK(UNII)_6E 1m SHF_1224_230710 VERTICAL : .

Band 8 - 6875~7125MHz

WIFI 802.11ax HE40 Full (Harmonic @ 3m)

WIFI	Band 8 6875~7125MHz Harmonic @ 3m	
ANT	802.11ax HE40 Full CH195 6925MHz	
6+7	Horizontal	Vertical
Peak Avg.	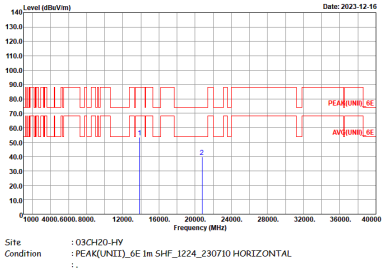	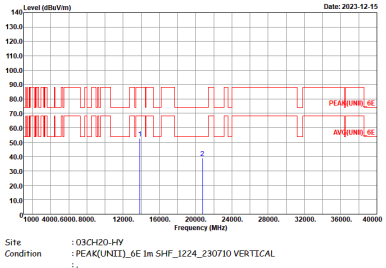

WIFI	Band 8 6875~7125MHz Harmonic @ 3m	
ANT	802.11ax HE40 Full CH211 7005MHz	
6+7	Horizontal	Vertical
Peak Avg.	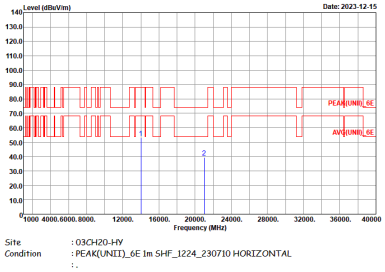	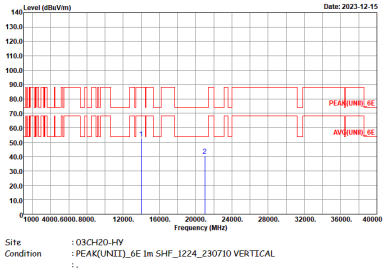

WIFI	Band 8 6875~7125MHz Harmonic @ 3m	
ANT	802.11ax HE40 Full CH227 7085MHz	
6+7	Horizontal	Vertical
Peak Avg.	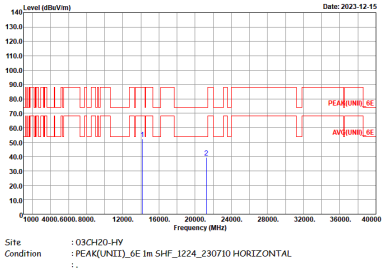	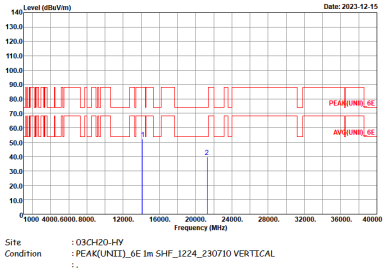

Band 8 - 6875~7125MHz

WIFI 802.11ax HE80 Full (Harmonic @ 3m)

WIFI	Band 8 6875~7125MHz Harmonic @ 3m	
ANT	802.11ax HE80 Full CH199 6945MHz	
6+7	Horizontal	Vertical
Peak Avg.	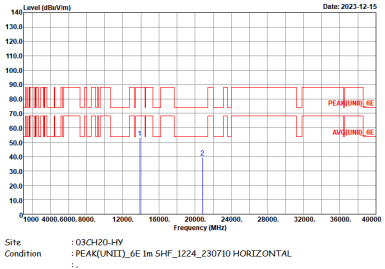	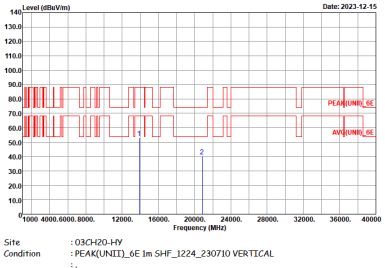

WIFI	Band 8 6875~7125MHz Harmonic @ 3m	
ANT	802.11ax HE80 Full CH215 7025MHz	
6+7	Horizontal	Vertical
Peak Avg.	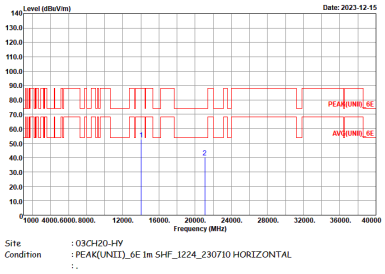	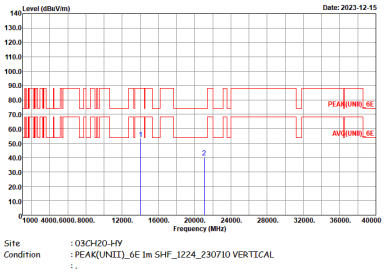

Band 8 - 6875~7125MHz

WIFI 802.11ax HE160 Full (Harmonic @ 3m)

WIFI	Band 8 6875~7125MHz Harmonic @ 3m	
ANT	802.11ax HE160 Full CH207 6985MHz	
6+7	Horizontal	Vertical
Peak Avg.	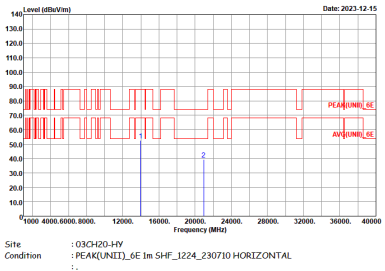	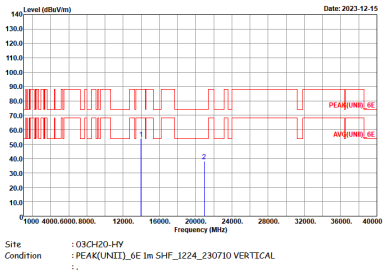

Band 8 - 6875~7125MHz

Emission below 1GHz

5GHz WIFI 802.11ax HE160 Partial 996 (LF)

WIFI	5GHz WIFI	
ANT	802.11ax HE160 Partial 996 LF	
6+7	Horizontal	Vertical
QP / Peak	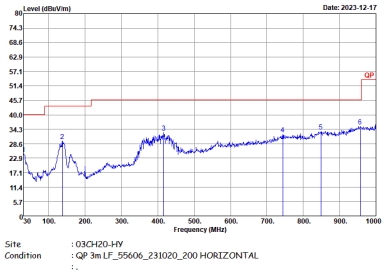	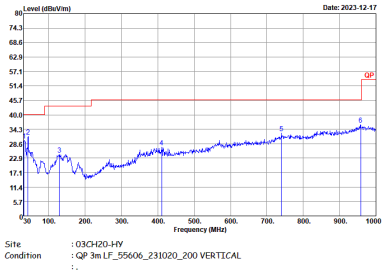

<Sample 2>

Band 8 - 6875~7125MHz

WIFI 802.11ax HE20 Full (Band Edge @ 3m)

WIFI	Band 8 6875~7125MHz Band Edge @ 3m	
ANT	802.11ax HE20 Full CH233 7115MHz	
6+7	Horizontal	Fundamental
Peak	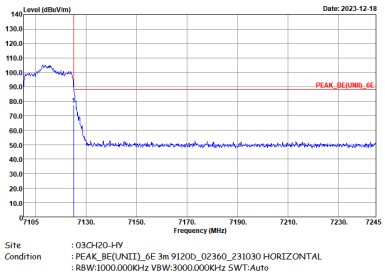	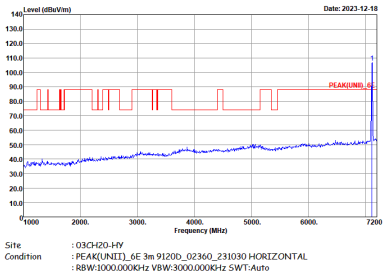
Avg.	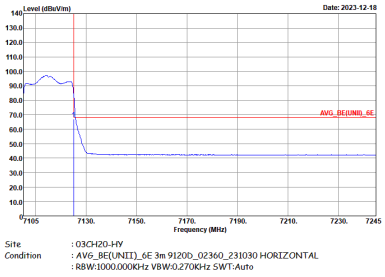	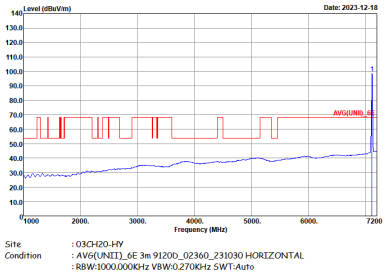

WIFI	Band 8 6875~7125MHz Band Edge @ 3m	
ANT	802.11ax HE20 Full CH233 7115MHz	
6+7	Vertical	Fundamental
Peak	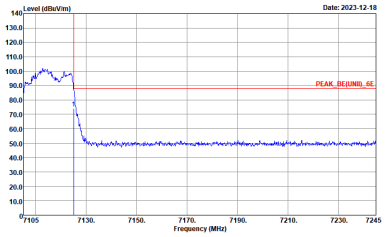	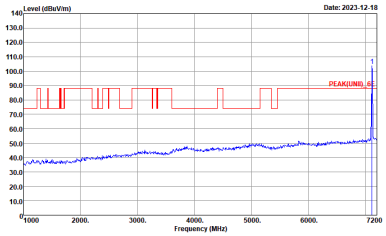
Avg.	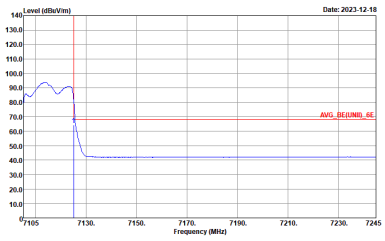	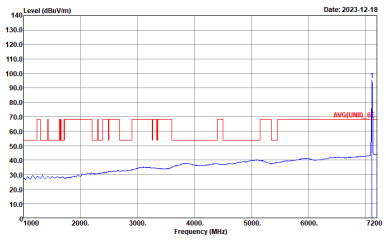

Band 8 - 6875~7125MHz

WIFI 802.11ax HE20 Full (Harmonic @ 3m)

WIFI	Band 8 6875~7125MHz Harmonic @ 3m	
ANT	802.11ax HE20 Full CH233 7115MHz	
6+7	Horizontal	Vertical
Peak Avg.	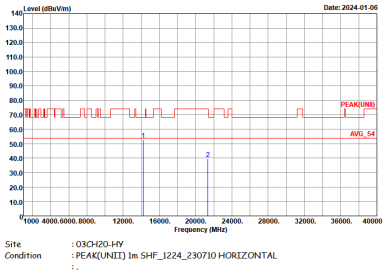	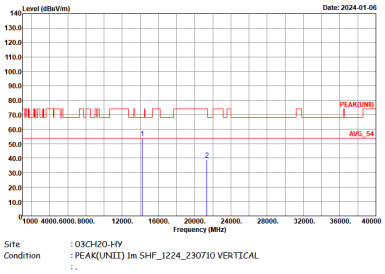

Emission below 1GHz

5GHz WIFI 802.11ax HE20 Full (LF)

WIFI	5GHz WIFI	
ANT	802.11ax HE20 Full LF	
6+7	Horizontal	Vertical
QP / Peak	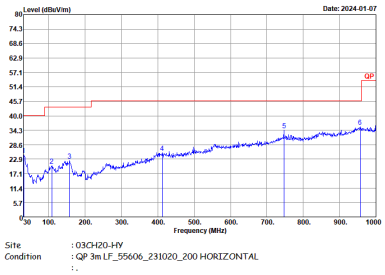	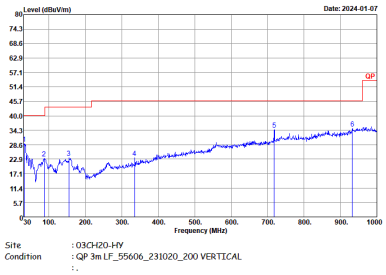

Appendix E. Duty Cycle Plots

Antenna	Band	Duty Cycle(%)	T(us)	1/T(kHz)	VBW Setting
6+7	6G 802.11a	85.50	1710	0.58	620Hz
6+7	6GHz 802.11ax HE20 Full RU	85.76	3705	0.27	270Hz
6+7	5GHz 802.11ax HE20 106 RU	84.58	3840	0.26	270Hz
6+7	6GHz 802.11ax HE40 Full RU	85.53	2210	0.45	470Hz
6+7	5GHz 802.11ax HE40 242 RU	85.29	1740	0.57	620Hz
6+7	6GHz 802.11ax HE80 Full RU	85.61	1089	0.92	1kHz
6+7	6GHz 802.11ax HE80 484 RU	88.34	909	1.10	1.2Hz
6+7	6GHz 802.11ax HE160 Full RU	85.77	651	1.54	1.6kHz
6+7	5GHz 802.11ax HE160 996 RU	88.34	1121	0.89	910Hz

MIMO <Ant. 6+7>

802.11a

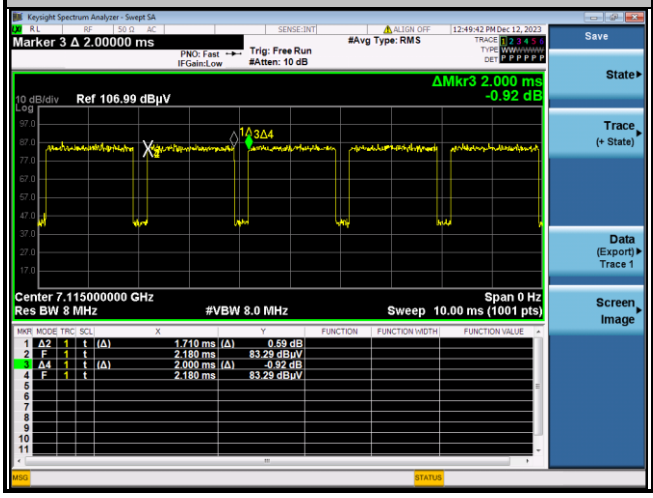

6GHz 802.11ax HE20 Full RU

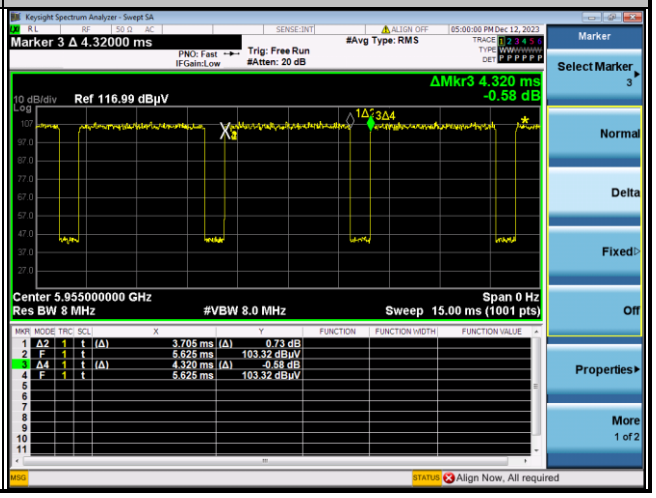

6GHz 802.11ax HE20 106 RU

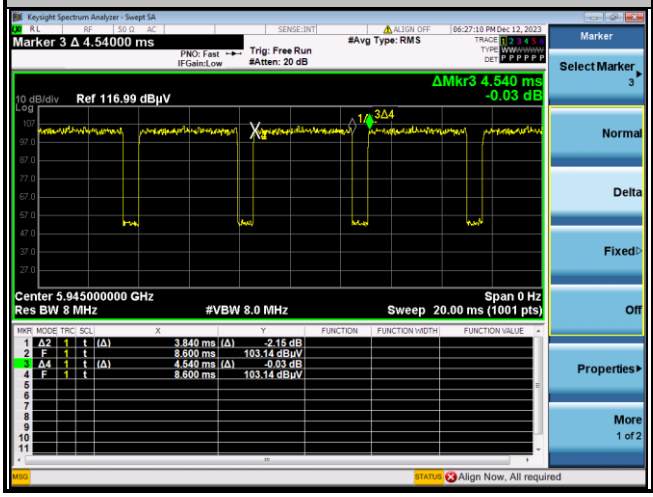

6GHz 802.11ax HE40 Full RU

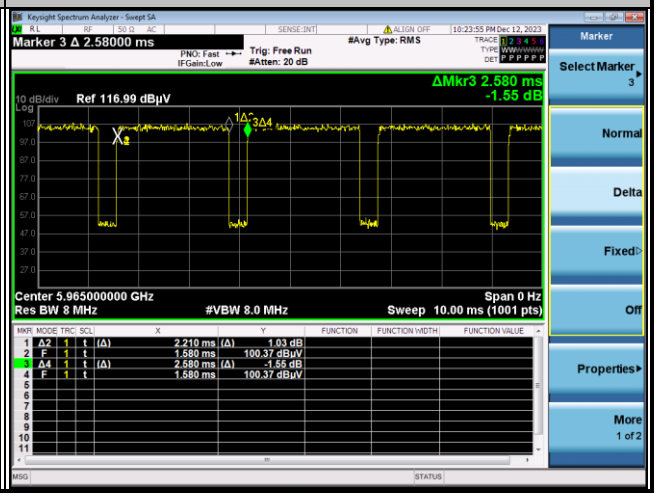

6GHz 802.11ax HE40 242 RU

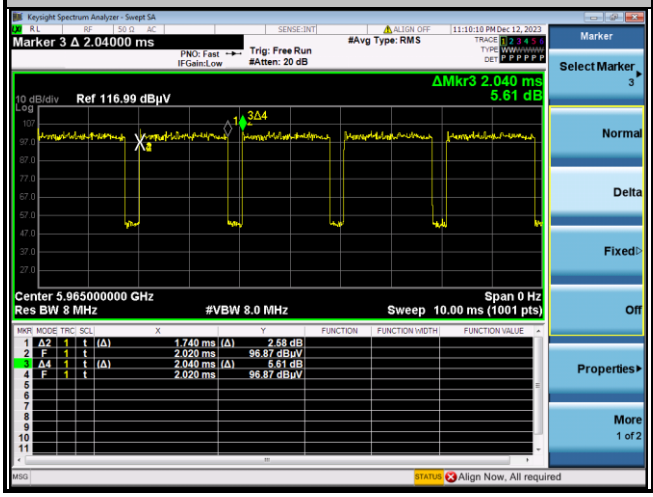

6GHz 802.11ax HE80 Full RU

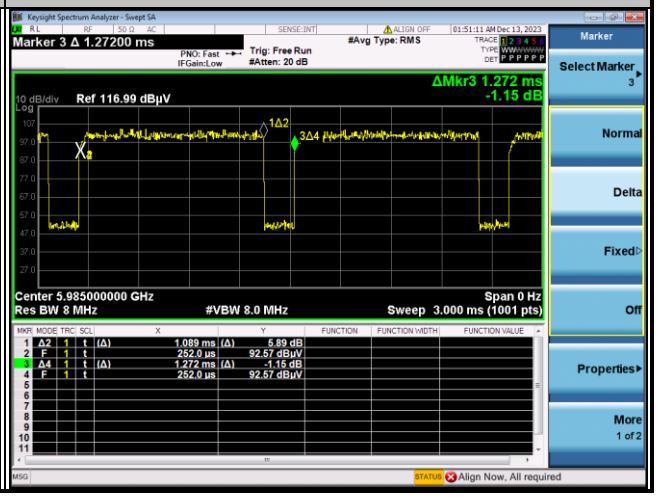

6GHz 802.11ax HE80 484 RU

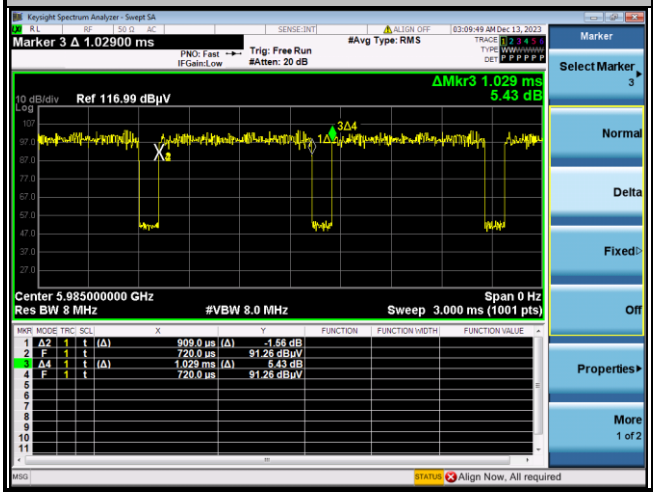

6GHz 802.11ax HE160 Full RU

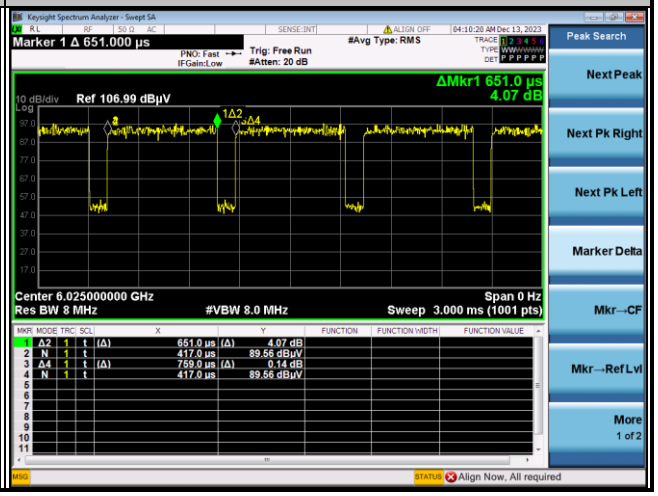
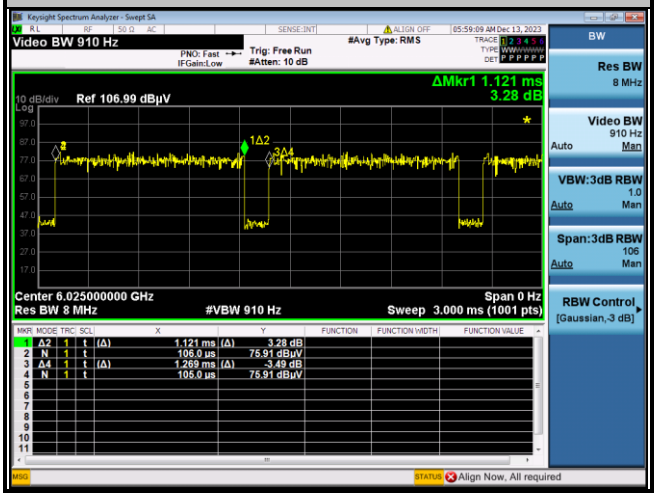
6GHz 802.11ax HE160 996 RU