FCC RADIO TEST REPORT

FCC ID	:	**UZ7MC945B**
Equipment	:	**Mobile Computer**
Brand Name	:	**ZEBRA**
Model Name	:	**MC945B**
Applicant	:	**Zebra Technologies Corporation 1 Zebra Plaza, Holtsville, NY 11742**
Manufacturer	:	**Zebra Technologies Corporation 1 Zebra Plaza, Holtsville, NY 11742**
Standard	:	**FCC 47 CFR Part 2, 22(H), 24(E), 27, Part 90(S)**

The product was received on Nov. 28, 2023 and testing was performed from Dec. 13, 2023 to Jan. 22, 2024. We, Sporton International Inc. EMC & Wireless Communications Laboratory, would like to declare that the tested sample has been evaluated in accordance with the test procedures given in ANSI / TIA-603-E and has been in compliance with the applicable technical standards.

The test results in this report apply exclusively to the tested model / sample. Without written approval from Sporton International Inc. EMC & Wireless Communications Laboratory, the test report shall not be reproduced except in full.

Louis Wu

Approved by: Louis Wu

Sporton International Inc. EMC & Wireless Communications Laboratory
No. 52, Huaya 1st Rd., Guishan Dist., Taoyuan City 333, Taiwan (R.O.C.)

Table of Contents

History of this test report **3**
Summary of Test Result **4**
1 General Description **6**
1.1 Product Feature of Equipment Under Test 6
1.2 Product Specification of Equipment Under Test 7
1.3 Modification of EUT 9
1.4 Testing Location 10
1.5 Applicable Standards 10
2 Test Configuration of Equipment Under Test **11**
2.1 Test Mode 11
2.2 Connection Diagram of Test System 12
2.3 Support Unit used in test configuration and system 13
2.4 Measurement Results Explanation Example 13
2.5 Frequency List of Low/Middle/High Channels 14
3 Conducted Test Items **28**
3.1 Measuring Instruments 28
3.2 Conducted Output Power and ERP/EIRP 29
3.3 Peak-to-Average Ratio 30
3.4 Occupied Bandwidth 31
3.5 Conducted Band Edge 32
3.6 Emission Mask 35
3.7 Conducted Spurious Emission 36
3.8 Frequency Stability 37
4 Radiated Test Items **38**
4.1 Measuring Instruments 38
4.2 Radiated Spurious Emission Measurement 40
5 List of Measuring Equipment **41**
6 Measurement Uncertainty **42**
Appendix A. Test Results of Conducted Test
Appendix B. Test Results of Radiated Test
Appendix C. Test Setup Photographs

History of this test report

Report No.	Version	Description	Issue Date
FG3N2803B	01	Initial issue of report	Feb. 02, 2024

Summary of Test Result

Report Clause	Ref Std. Clause	Test Items	Result (PASS/FAIL)	Remark
3.2	§2.1046	Conducted Output Power	Reporting only	-
	§22.913 (a)(5) §90.635	Effective Radiated Power (Band 5) (Band 26)	Pass	
	§27.50 (c)(10)	Effective Radiated Power (Band 12) (Band 17) (Band 71)		
	§24.232 (c) §27.50 (h)(2)	Equivalent Isotropic Radiated Power (Band 2) (Band 7) (Band 38) (Band 41)		
	§27.50 (d)(4)	Equivalent Isotropic Radiated Power (Band 4) (Band 66)		
	§27.50 (k)(3)	Equivalent Isotropic Radiated Power (Band 42)		
3.3	§24.232 (d) §27.50 (d)(5) §27.50 (k)(4)	Peak-to-Average Ratio	Pass	-
3.4	§2.1049	Occupied Bandwidth	Reporting only	-
3.5	§2.1051 §22.917 (a) §24.238 (a) §27.53 (g) §27.53 (h)	Conducted Band Edge Measurement (Band 2) (Band 4) (Band 5) (Band 12) (Band 17) (Band 26) (Band 66) (Band 71)	Pass	-
	§2.1051 §27.53 (m)(4) §27.50 (n)(2)	Conducted Band Edge Measurement (Band 7) (Band 38) (Band 41) (Band 42)		
3.6	§2.1051 §90.691	Emission masks (Band 26)	Pass	-
3.7	§2.1051 §22.917 (a) §24.238 (a) §27.53 (g) §27.53 (h) §90.691	Conducted Spurious Emission (Band 2) (Band 4) (Band 5) (Band 12) (Band 17) (Band 26) (Band 66) (Band 71)	Pass	-
	§2.1051 §27.53 (m)(4) §27.53 (n)(2)	Conducted Spurious Emission (Band 7) (Band 38) (Band 41) (Band 42)		
3.8	§2.1055 §22.355 §24.235 §27.54 §90.213	Frequency Stability Temperature & Voltage	Pass	-

Report Clause	Ref Std. Clause	Test Items	Result (PASS/FAIL)	Remark
4.2	§2.1053 §22.917 (a) §24.238 (a) §27.53 (g) §27.53 (h) §90.691	Radiated Spurious Emission (Band 2) (Band 4) (Band 5) (Band 12) (Band 17) (Band 26) (Band 66) (Band 71)	Pass	15.46 dB under the limit at 2109.00 MHz
	§2.1053 §27.53 (m)(4) §27.53 (n)(2)	Radiated Spurious Emission (Band 7) (Band 38) (Band 41) (Band 42)		

Conformity Assessment Condition:

1. The test results (PASS/FAIL) with all measurement uncertainty excluded are presented against the regulation limits or in accordance with the requirements stipulated by the applicant/manufacturer who shall bear all the risks of non-compliance that may potentially occur if measurement uncertainty is taken into account.
2. The measurement uncertainty please refer to each test result in the section “Measurement Uncertainty”.

Disclaimer:

The product specifications of the EUT presented in the test report that may affect the test assessments are declared by the manufacturer who shall take full responsibility for the authenticity.

Reviewed by: Keven Cheng

Report Producer: Rebecca Wu

1 General Description

1.1 Product Feature of Equipment Under Test

Product Feature	
Equipment	Mobile Computer
Brand Name	ZEBRA
Model Name	MC945B
FCC ID	UZ7MC945B
Sample 1	SE5800 + with Camera
Sample 2	SE4770 + without Camera
EUT supports Radios application	WCDMA/LTE/5G NR/GNSS/NFC WLAN 11a/b/g/n HT20/HT40 WLAN 11ac VHT20/VHT40/VHT80/VHT160 WLAN 11ax HE20/HE40/HE80/HE160 Bluetooth BR/EDR/LE
HW Version	DV2
SW Version	13-10-31.00-TN-U00-PRD-NEM-04
MFD	10NOV23
EUT Stage	Identical Prototype

Remark: The EUT's information above is declared by manufacturer.

Specification of Accessories				
Adapter 1 USB Wall Charger	**Brand Name**	Zebra	**Part Number**	PWR-WUA5V12W0US
Battery 1 Standard Battery (7000mAh)	**Brand Name**	Zebra	**Model Number**	BT-000370
Battery 2 Standard Battery (7000mAh)	**Brand Name**	Zebra	**Model Number**	BT-000370B
Earphone USB-C Audio Headset	**Brand Name**	Zebra	**Part Number**	HDST-USBC-PTT1-01
USB Cable (Type C to Type A)	**Brand Name**	Zebra	**Part Number**	CBL-TC2X-USBC-01
Holster	**Brand Name**	Zebra	**Part Number**	SG-MC9X-SHLSTG-01
USB Cable (CUP)	**Brand Name**	Zebra	**Part Number**	CBL-MC93-USBCHG-01

1.2 Product Specification of Equipment Under Test

Product Specification is subject to this standard	
Tx Frequency	LTE Band 2: 1850.7 MHz ~ 1909.3 MHz LTE Band 4: 1710.7 MHz ~ 1754.3 MHz LTE Band 5: 824.7 MHz ~ 848.3 MHz LTE Band 7: 2502.5 MHz ~ 2567.5 MHz LTE Band 12: 699.7 MHz ~ 715.3 MHz LTE Band 17: 706.5 MHz ~ 713.5 MHz LTE Band 26: 824.7 MHz ~ 848.3 MHz (Part22H) LTE Band 26: 814.7 MHz ~ 823.3 MHz (Part90S) LTE Band 38: 2572.5 MHz ~ 2617.5 MHz LTE Band 41: 2498.5 MHz ~ 2687.5 MHz LTE Band 42: 3452.5 MHz ~3547.5 MHz LTE Band 66: 1710.7 MHz ~ 1779.3 MHz LTE Band 71: 665.5 MHz ~ 695.5 MHz
Rx Frequency	LTE Band 2: 1930.7 MHz ~ 1989.3 MHz LTE Band 4: 2110.7 MHz ~ 2154.3 MHz LTE Band 5: 869.7 MHz ~ 893.3 MHz LTE Band 7: 2622.5 MHz ~ 2687.5 MHz LTE Band 12: 729.7 MHz ~ 745.3 MHz LTE Band 17: 736.5 MHz ~ 743.5 MHz LTE Band 26: 869.7MHz ~ 893.3MHz (Part22H) LTE Band 26: 859.7 MHz ~ 868.3 MHz (Part90S) LTE Band 38: 2572.5MHz ~ 2617.5MHz LTE Band 41: 2498.5 MHz ~ 2687.5 MHz LTE Band 42: 3452.5 MHz ~3547.5 MHz LTE Band 66: 2110.7 MHz ~ 2154.3 MHz LTE Band 71: 619.5 MHz ~ 649.5 MHz
Bandwidth	LTE Band 2: 1.4MHz / 3MHz / 5MHz / 10MHz / 15MHz / 20MHz LTE Band 4: 1.4MHz / 3MHz / 5MHz / 10MHz / 15MHz / 20MHz LTE Band 5: 1.4MHz / 3MHz / 5MHz / 10MHz LTE Band 7: 5MHz / 10MHz / 15MHz / 20MHz LTE Band 12: 1.4MHz / 3MHz / 5MHz / 10MHz LTE Band 17: 5MHz / 10MHz LTE Band 26: 1.4MHz / 3MHz / 5MHz / 10MHz / 15MHz LTE Band 38: 5MHz / 10MHz / 15MHz / 20MHz LTE Band 41: 5MHz / 10MHz / 15MHz / 20MHz LTE Band 42: 5MHz / 10MHz / 15MHz / 20MHz LTE Band 66: 1.4MHz / 3MHz / 5MHz / 10MHz / 15MHz / 20MHz LTE Band 71: 5MHz / 10MHz / 15MHz / 20MHz

Product Specification is subject to this standard	
Maximum Output Power to Antenna	LTE Band 2: 24.53 dBm LTE Band 2C: 25.00 dBm LTE Band 4: 24.22 dBm LTE Band 5: 24.25 dBm LTE Band 5B: 24.81 dBm LTE Band 7: 24.04 dBm LTE Band 7C: 24.70 dBm LTE Band 12: 24.35 dBm LTE Band 17: 24.26 dBm LTE Band 26: 23.86 dBm (Part22H) LTE Band 26: 23.79 dBm (Part90S) LTE Band 38: 24.67 dBm LTE Band 38C: 24.35 dBm LTE Band 41: 27.00 dBm for HPUE LTE Band 41C: 26.95 dBm for HPUE LTE Band 42: 23.55 dBm LTE Band 66: 24.18 dBm LTE Band 66B: 24.74 dBm LTE Band 66C: 24.76 dBm LTE Band 71: 24.05 dBm
Antenna Type / Antenna Gain	**<Ant. 1>:** PIFA Antenna LTE Band 2: -1.37 dBi LTE Band 4: -0.30 dBi LTE Band 5: -1.57 dBi LTE Band 12: -8.34 dBi LTE Band 17: -8.34 dBi LTE Band 26: -0.99 dBi LTE Band 66: 0.24 dBi LTE Band 71: -8.32 dBi **<Ant. 5>:** PIFA Antenna LTE Band 7: -0.07 dBi LTE Band 38: 0.65 dBi LTE Band 41: 1.22 dBi **<Ant. 8>:** PIFA Antenna LTE Band 42: 0.88 dBi
Type of Modulation	QPSK / 16QAM / 64QAM / 256QAM

Support band and evaluated information	
Supported band	B2, B4, B5, B7, B12, B17, B26, B38, B41, B42, B66, B71, B2C, B5B, B7C, B38C, B41C, B66B, B66C
Evaluated and Tested band	B2, B4, B5, B7, B12, B26, B38, B41, B42, B66, B71, B2C, B5B, B7C, B38C, B41C, B66B, B66C
Band covered information	Wider operating frequency band range covers narrower one when the power is worse as follows: ■ B66 cover B4 (Part 27) ■ B12 cover B17 (Part 27)

TDD band Power Class		
	PC3	**PC2**
B2/ B2C	V	
B4	V	
B5/ B5B	V	
B7/ B7C	V	
B12	V	
B17	V	
B26	V	
B38 /B38C	V	
B41/ B41C	V	V
B42	V	
B66/ B66B/ B66C	V	
B71	V	

Remark: The above EUT's information was declared by manufacturer. Please refer to Disclaimer in report summary.

1.3 Modification of EUT

No modifications made to the EUT during the testing.

1.4 Testing Location

Test Site	Sporton International Inc. EMC & Wireless Communications Laboratory
Test Site Location	No.52, Huaya 1st Rd., Guishan Dist., Taoyuan City 333, Taiwan (R.O.C.) TEL: +886-3-327-3456 FAX: +886-3-328-4978
Test Site No.	**Sporton Site No.**
	TH03-HY
Test Engineer	HaoEn Zhang
Temperature (℃)	21.5~22.6
Relative Humidity (%)	51.6~54.6

Test Site	Sporton International Inc. Wensan Laboratory
Test Site Location	No.58, Aly. 75, Ln. 564, Wenhua 3rd, Rd., Guishan Dist., Taoyuan City 333010, Taiwan (R.O.C.) TEL: +886-3-327-0868 FAX: +886-3-327-0855
Test Site No.	**Sporton Site No.**
	03CH11-HY (TAF Code: 3786)
Test Engineer	Yuan Lee, Fu Chen, Sam Chau, and Troye Hsieh
Temperature (℃)	19.1~21.1
Relative Humidity (%)	52.7~66.7
Remark	The Radiated Spurious Emission test item subcontracted to Sporton International Inc. Wensan Laboratory.

Note: The test site complies with ANSI C63.4 2014 requirement.

FCC Designation No.: TW1190 and TW3786

1.5 Applicable Standards

According to the specifications of the manufacturer, the EUT must comply with the requirements of the following standards:

- ANSI C63.26-2015
- ANSI / TIA-603-E
- FCC 47 CFR Part 2, 22(H), 24(E), 27, Part 90(S)
- FCC KDB 971168 D01 Power Meas. License Digital Systems v03r01
- FCC KDB 412172 D01 Determining ERP and EIRP v01r01
- FCC KDB 414788 D01 Radiated Test Site v01r01.

Remark:

1. All the test items were validated and recorded in accordance with the standards without any modification during the testing.
2. This EUT has also been tested and complied with the requirements of FCC Part 15, Subpart B, recorded in a separate test report.
3. The TAF code is not including all the FCC KDB listed without accreditation.

2 Test Configuration of Equipment Under Test

2.1 Test Mode

Antenna port conducted and radiated test items listed below are performed according to KDB 971168 D01 Power Meas. License Digital Systems v03r01 with maximum output power.

For radiated measurement, the measured emission level of the EUT was maximized by rotating the EUT on a turntable, adjusting the orientation of the EUT and EUT antenna in three orthogonal axis (X: flat, Y: portrait, Z: landscape) and accessory (Adapter or Earphone), and adjusting the measurement antenna orientation, following C63.26 exploratory test procedures and only the worst case emissions were reported in this report..

Modulation Type	Modulation
A	QPSK
B	16QAM
C	64QAM
D	256QAM

Test Item	Modulation Type	Bandwidth	RB Size	Channel
Conducted Power	A, B, C, D	All	1, Half, Full	L, M, H
EIRP	A, B, C, D	All	1, Half, Full	L, M, H
PAR	A, B, C, D	Max	Full	M
Bandwidth	A, B, C, D	All	Full	M
CBE, Mask (Part 90) CSE	A, B, C, D	All	1RB Full	L, H
Frequency Stability	A	All	1RB	L, M, H
RSE Conducted Power	A	10 MHz or less	Full	M
EIRP	A	Max	1RB	L, M, H

Remark:

1. Evaluated all the transmitter signal and reporting worst-case configuration among all modulation types.
2. The device is investigated from 30MHz to 10 times of fundamental signal for radiated spurious emission test under different RB size/offset and modulations in exploratory test. Subsequently, only the worst-case emissions are reported.
3. One representative bandwidth is selected to perform frequency stability.
4. All the radiated test cases were performed with Battery 1 Standard Battery (7000mAh) and Sample 1.

2.2 Connection Diagram of Test System

<EUT with Adapter>

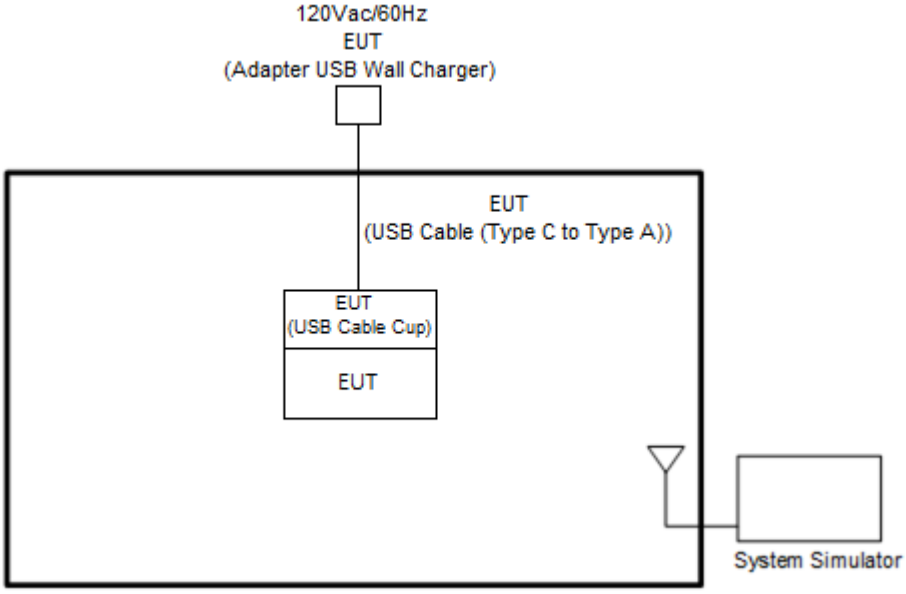

<EUT Standalone>

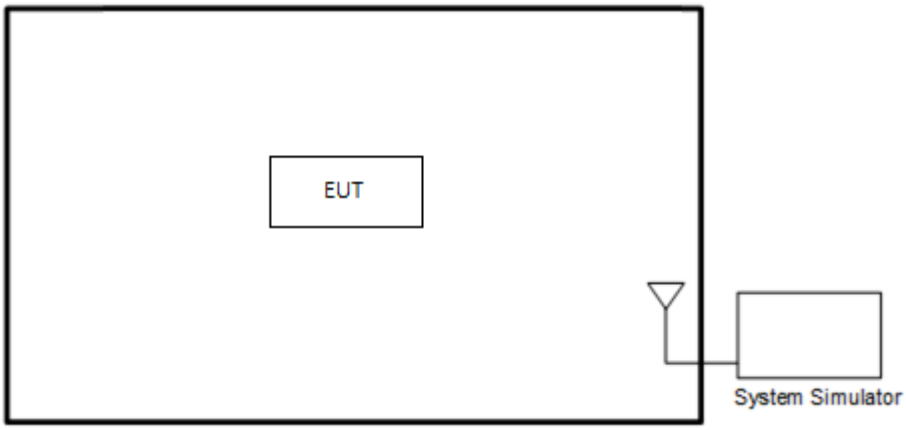

<EUT with Earphone >

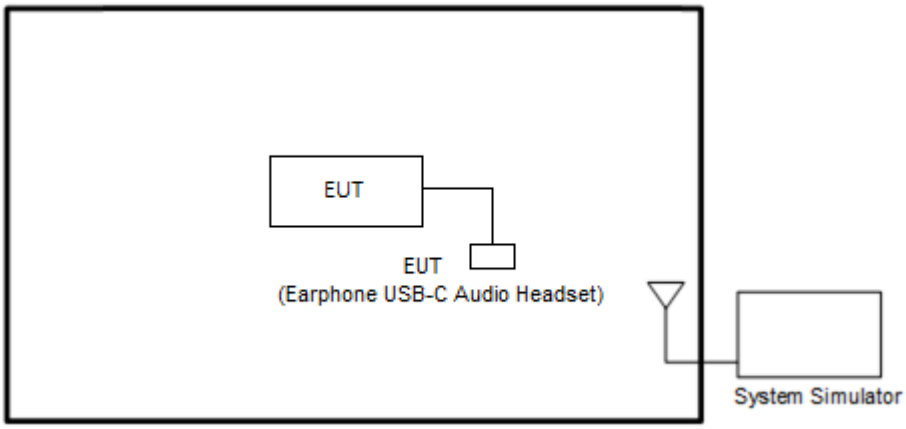

2.3 Support Unit used in test configuration and system

Item	Equipment	Brand Name	Model No.	FCC ID	Data Cable	Power Cord
1.	System Simulator	Anritsu	MT8821C	N/A	N/A	Unshielded, 1.8 m

2.4 Measurement Results Explanation Example

For all conducted test items:

The offset level is set in the spectrum analyzer to compensate the RF cable loss and attenuator factor between EUT conducted output port and spectrum analyzer. With the offset compensation, the spectrum analyzer reading level is exactly the EUT RF output level.

The spectrum analyzer offset is derived from RF cable loss and attenuator factor.

Offset = RF cable loss + attenuator factor.

Following shows an offset computation example with cable loss 4.2 dB and 10dB attenuator.

Example :

Offset(dB) = RF cable loss(dB) + attenuator factor(dB).

= 4.2 + 10 = 14.2 (dB)

2.5 Frequency List of Low/Middle/High Channels

LTE Band 2 Channel and Frequency List				
BW [MHz]	**Channel/Frequency(MHz)**	**Lowest**	**Middle**	**Highest**
20	Channel	18700	18900	19100
	Frequency	1860	1880	1900
15	Channel	18675	18900	19125
	Frequency	1857.5	1880	1902.5
10	Channel	18650	18900	19150
	Frequency	1855	1880	1905
5	Channel	18625	18900	19175
	Frequency	1852.5	1880	1907.5
3	Channel	18615	18900	19185
	Frequency	1851.5	1880	1908.5
1.4	Channel	18607	18900	19193
	Frequency	1850.7	1880	1909.3

LTE Band 4 Channel and Frequency List				
BW [MHz]	**Channel/Frequency(MHz)**	**Lowest**	**Middle**	**Highest**
20	Channel	20050	20175	20300
	Frequency	1720	1732.5	1745
15	Channel	20025	20175	20325
	Frequency	1717.5	1732.5	1747.5
10	Channel	20000	20175	20350
	Frequency	1715	1732.5	1750
5	Channel	19975	20175	20375
	Frequency	1712.5	1732.5	1752.5
3	Channel	19965	20175	20385
	Frequency	1711.5	1732.5	1753.5
1.4	Channel	19957	20175	20393
	Frequency	1710.7	1732.5	1754.3

LTE Band 5 Channel and Frequency List				
BW [MHz]	Channel/Frequency(MHz)	Lowest	Middle	Highest
10	Channel	20450	20525	20600
	Frequency	829	836.5	844
5	Channel	20425	20525	20625
	Frequency	826.5	836.5	846.5
3	Channel	20415	20525	20635
	Frequency	825.5	836.5	847.5
1.4	Channel	20407	20525	20643
	Frequency	824.7	836.5	848.3

LTE Band 7 Channel and Frequency List				
BW [MHz]	Channel/Frequency(MHz)	Lowest	Middle	Highest
20	Channel	20850	21100	21350
	Frequency	2510	2535	2560
15	Channel	20825	21100	21375
	Frequency	2507.5	2535	2562.5
10	Channel	20800	21100	21400
	Frequency	2505	2535	2565
5	Channel	20775	21100	21425
	Frequency	2502.5	2535	2567.5

LTE Band 12 Channel and Frequency List				
BW [MHz]	Channel/Frequency(MHz)	Lowest	Middle	Highest
10	Channel	23060	23095	23130
	Frequency	704	707.5	711
5	Channel	23035	23095	23155
	Frequency	701.5	707.5	713.5
3	Channel	23025	23095	23165
	Frequency	700.5	707.5	714.5
1.4	Channel	23017	23095	23173
	Frequency	699.7	707.5	715.3

LTE Band 17 Channel and Frequency List				
BW [MHz]	**Channel/Frequency(MHz)**	**Lowest**	**Middle**	**Highest**
10	Channel	23780	23790	23800
	Frequency	709	710	711
5	Channel	23755	23790	23825
	Frequency	706.5	710	713.5

LTE Band 26 Channel and Frequency List (Part22H)				
BW [MHz]	Channel/Frequency(MHz)	Lowest	Middle	Highest
15	Channel	26865	26915	26965
	Frequency	831.5	836.5	841.5
10	Channel	26840	26915	26990
	Frequency	829.0	836.5	844.0
5	Channel	26815	26915	27015
	Frequency	826.5	836.5	846.5
3	Channel	26805	26915	27025
	Frequency	825.5	836.5	847.5
1.4	Channel	26797	26915	27033
	Frequency	824.7	836.5	848.3

LTE Band 26 Channel and Frequency List (Part90 S)				
BW [MHz]	Channel/Frequency(MHz)	Lowest	Middle	Highest
10	Channel	-	26740	-
	Frequency	-	819	-
5	Channel	26715	26740	26765
	Frequency	816.5	819	821.5
3	Channel	26705	26740	26775
	Frequency	815.5	819	822.5
1.4	Channel	26697	26740	26783
	Frequency	814.7	819	823.3

LTE Band 26 Channel and Frequency List (Part90 S)				
BW [MHz]	Channel/Frequency(MHz)	cross-rule channels		
15	Channel	26765	26790	-
	Frequency	821.5	824	-
10	Channel	-	26790	-
	Frequency	-	824	-
5	Channel	-	26790	-
	Frequency	-	824	-
3	Channel	-	26790	-
	Frequency	-	824	-
1.4	Channel	-	26790	-
	Frequency	-	824	-

LTE Band 38 Channel and Frequency List				
BW [MHz]	**Channel/Frequency(MHz)**	**Lowest**	**Middle**	**Highest**
20	Channel	37850	38000	38150
	Frequency	2580.0	2595.0	2610.0
15	Channel	37825	38000	38175
	Frequency	2577.5	2595.0	2612.5
10	Channel	37800	38000	38200
	Frequency	2575.0	2595.0	2615.0
5	Channel	37775	38000	38225
	Frequency	2572.5	2595.0	2617.5

LTE Band 41 Channel and Frequency List				
BW [MHz]	**Channel/Frequency(MHz)**	**Lowest**	**Middle**	**Highest**
20	Channel	39750	40620	41490
	Frequency	2506.0	2593.0	2680.0
15	Channel	39725	40620	41515
	Frequency	2503.5	2593.0	2682.5
10	Channel	39700	40620	41540
	Frequency	2501.0	2593.0	2685.0
5	Channel	39675	40620	41565
	Frequency	2498.5	2593.0	2687.5

LTE Band 42 Channel and Frequency List				
BW [MHz]	Channel/Frequency(MHz)	Lowest	Middle	Highest
20	Channel	42190	42590	42990
	Frequency	3460.0	3500.0	3540.0
15	Channel	42165	42590	43015
	Frequency	3457.5	3500.0	3542.5
10	Channel	42140	42590	43040
	Frequency	3455.0	3500.0	3545.0
5	Channel	42115	42590	43065
	Frequency	3452.5	3500.0	3547.5

LTE Band 66 Channel and Frequency List				
BW [MHz]	Channel/Frequency(MHz)	Lowest	Middle	Highest
20	Channel	132072	132322	132572
	Frequency	1720	1745	1770
15	Channel	132047	132322	132597
	Frequency	1717.5	1745	1772.5
10	Channel	132022	132322	132622
	Frequency	1715	1745	1775
5	Channel	131997	132322	132647
	Frequency	1712.5	1745	1777.5
3	Channel	131987	132322	132657
	Frequency	1711.5	1745	1778.5
1.4	Channel	131979	132322	132665
	Frequency	1710.7	1745	1779.3

LTE Band 71 Channel and Frequency List				
BW [MHz]	Channel/Frequency(MHz)	Lowest	Middle	Highest
20	Channel	133222	133297	133372
	Frequency	673.0	680.5	688.0
15	Channel	133197	133297	133397
	Frequency	670.5	680.5	690.5
10	Channel	133172	133297	133422
	Frequency	668.0	680.5	693.0
5	Channel	133147	133297	133447
	Frequency	665.5	680.5	695.5

LTE Band 2C Channel and Frequency List_CA					
BW [MHz]	Channel/Frequency(MHz)		Lowest	Middle	Highest
10 + 15	PCC	Channel	18653	18829	19005
		Frequency	1855.3	1872.9	1890.5
	SCC	Channel	18773	18949	19125
		Frequency	1867.3	1884.9	1902.5
15 + 10	PCC	Channel	18675	18851	19027
		Frequency	1857.5	1875.1	1892.7
	SCC	Channel	18795	18971	19147
		Frequency	1869.5	1887.1	1904.7
10 + 20	PCC	Channel	18655	18806	18956
		Frequency	1855.5	1870.6	1885.6
	SCC	Channel	18799	18950	19100
		Frequency	1869.9	1885	1900
20 + 10	PCC	Channel	18700	18551	19001
		Frequency	1860	1875.1	1890.1
	SCC	Channel	18844	18995	19145
		Frequency	1874.4	1889.5	1904.5
15 + 15	PCC	Channel	18675	18825	18975
		Frequency	1857.5	1872.5	1887.5
	SCC	Channel	18825	18975	19125
		Frequency	1872.5	1887.5	1902.5
15 + 20	PCC	Channel	18678	18803	18929
		Frequency	1857.8	1870.3	1882.9
	SCC	Channel	18849	18974	19100
		Frequency	1874.9	1887.4	1900
20 + 20	PCC	Channel	18700	18801	18902
		Frequency	1860	1870.1	1880.2
	SCC	Channel	18898	18999	19100
		Frequency	1879.8	1889.9	1900
20 + 15	PCC	Channel	18700	18826	18951
		Frequency	1860	1872.6	1885.1
	SCC	Channel	18871	18997	19122
		Frequency	1877.1	1889.7	1902.2

LTE Band 2C Channel and Frequency List_CA					
20 + 5	PCC	Channel	18700	18875	19050
		Frequency	1860	1877.5	1895
	SCC	Channel	18817	18992	19167
		Frequency	1871.7	1889.2	1906.7
5 + 20	PCC	Channel	18633	18808	18983
		Frequency	1853.3	1870.8	1888.3
	SCC	Channel	18750	18925	19100
		Frequency	1865	1882.5	1900

LTE Band 5B Channel and Frequency List_CA					
BW [MHz]	**Channel/Frequency(MHz)**		**Lowest**	**Middle**	**Highest**
3 + 5	PCC	Channel	20416	20501	20586
		Frequency	825.6	834.1	842.6
	SCC	Channel	20455	20540	20575
		Frequency	829.5	838.0	841.5
5 + 3	PCC	Channel	20425	20510	20595
		Frequency	826.5	835.0	843.5
	SCC	Channel	20464	20549	20634
		Frequency	830.4	838.9	847.4
5 + 10	PCC	Channel	20428	20478	20528
		Frequency	826.8	831.8	836.8
	SCC	Channel	20500	20550	20600
		Frequency	834.0	839.0	844.0
10 + 5	PCC	Channel	20450	20500	20550
		Frequency	829.0	834.0	839.0
	SCC	Channel	20522	20572	20622
		Frequency	836.2	841.2	846.2
10 + 10	PCC	Channel	20450	20476	20501
		Frequency	829.0	831.6	834.1
	SCC	Channel	20549	20575	20600
		Frequency	838.9	841.5	844.0

LTE Band 7C Channel and Frequency List_CA					
BW [MHz]	Channel/Frequency(MHz)		Lowest	Middle	Highest
20 + 20	PCC	Channel	20850	21001	21152
		Frequency	2510.0	2525.1	2540.2
	SCC	Channel	21048	21199	21350
		Frequency	2529.8	2544.9	2560.0
20 + 15	PCC	Channel	20850	21026	21201
		Frequency	2510.0	2527.6	2545.1
	SCC	Channel	21021	21197	21372
		Frequency	2527.1	2544.7	2562.2
15 + 20	PCC	Channel	20828	21003	21179
		Frequency	2507.8	2525.3	2542.9
	SCC	Channel	20999	21174	21350
		Frequency	2524.9	2542.4	2560.0
20 + 10	PCC	Channel	20850	21051	21251
		Frequency	2510.0	2530.1	2550.1
	SCC	Channel	20994	21195	21395
		Frequency	2524.4	2544.5	2564.5
10 + 20	PCC	Channel	20805	21006	21206
		Frequency	2505.5	2525.6	2545.6
	SCC	Channel	20949	21150	21350
		Frequency	2519.9	2540.0	2560.0
15 + 15	PCC	Channel	20825	21025	21225
		Frequency	2507.5	2527.5	2547.5
	SCC	Channel	20975	21175	21375
		Frequency	2522.5	2542.5	2562.5
15 + 10	PCC	Channel	20825	21051	21277
		Frequency	2507.5	2530.1	2552.7
	SCC	Channel	20945	21171	21397
		Frequency	2519.5	2542.1	2564.7

LTE Band 38C Channel and Frequency List_CA					
BW [MHz]	Channel/Frequency(MHz)		Lowest	Middle	Highest
20 + 20	PCC	Channel	37850	37901	37952
		Frequency	2580.0	2585.1	2590.2
	SCC	Channel	38048	38099	38150
		Frequency	2599.8	2604.9	2610.0
15+ 15	PCC	Channel	37825	37925	38025
		Frequency	2577.5	2587.5	2597.5
	SCC	Channel	37975	38075	38175
		Frequency	2592.5	2602.5	2612.5

LTE Band 41C Channel and Frequency List_CA					
BW [MHz]	Channel/Frequency(MHz)		Lowest	Middle	Highest
20 + 20	PCC	Channel	39750	40521	41292
		Frequency	2506.0	2583.1	2660.2
	SCC	Channel	39948	40719	41490
		Frequency	2525.8	2602.9	2680.0
20 + 15	PCC	Channel	39750	40546	41341
		Frequency	2506.0	2585.6	2665.1
	SCC	Channel	39921	40717	41512
		Frequency	2523.1	2602.7	2682.2
15 + 20	PCC	Channel	39728	40523	41319
		Frequency	2503.8	2593.3	2662.9
	SCC	Channel	39899	40694	41490
		Frequency	2520.9	2600.4	2680.0
20 + 10	PCC	Channel	39750	40571	41391
		Frequency	2506.0	2588.1	2670.1
	SCC	Channel	39894	40715	41535
		Frequency	2520.4	2602.5	2684.5
10 + 20	PCC	Channel	39705	40526	41346
		Frequency	2501.5	2583.6	2665.6
	SCC	Channel	39849	40670	41490
		Frequency	2515.9	2598.0	2680.0

LTE Band 41C Channel and Frequency List_CA					
20 + 5	PCC	Channel	39750	40595	41440
		Frequency	2506.0	2590.5	2675.0
	SCC	Channel	39867	40712	41557
		Frequency	2517.7	2602.2	2686.7
5 + 20	PCC	Channel	39683	40528	41373
		Frequency	2499.3	2583.8	2668.3
	SCC	Channel	39800	40645	41490
		Frequency	2511.0	2595.5	2680.0
15 + 15	PCC	Channel	39725	40545	41365
		Frequency	2503.5	2585.5	2667.5
	SCC	Channel	39875	40695	41515
		Frequency	2518.5	2600.5	2682.5
10 + 15	PCC	Channel	39703	40549	41395
		Frequency	2501.3	2585.9	2670.5
	SCC	Channel	39823	40669	41515
		Frequency	2513.3	2597.9	2682.5
15 + 10	PCC	Channel	39725	40571	41417
		Frequency	2503.5	2588.1	2672.7
	SCC	Channel	39845	40691	41537
		Frequency	2515.5	2600.1	2684.7

LTE Band 66B Channel and Frequency List_CA					
BW [MHz]	Channel/Frequency(MHz)		Lowest	Middle	Highest
5 + 5	PCC	Channel	131997	132398	132599
		Frequency	1712.5	1752.6	1772.7
	SCC	Channel	132045	133346	132647
		Frequency	1717.3	1757.4	1777.5
5 + 10	PCC	Channel	132000	132375	132550
		Frequency	1712.8	1750.3	1767.8
	SCC	Channel	132072	133347	132622
		Frequency	1720.0	1757.5	1775.0
10 + 5	PCC	Channel	132022	132397	132572
		Frequency	1715.0	1752.5	1770.0
	SCC	Channel	132094	133369	132644
		Frequency	1722.2	1759.7	1777.2
5 + 15	PCC	Channel	132002	132353	132504
		Frequency	1713.0	1748.1	1763.2
	SCC	Channel	132095	133346	132597
		Frequency	1722.3	1757.4	1772.5
15 + 5	PCC	Channel	132047	132398	132549
		Frequency	1717.5	1752.6	1767.7
	SCC	Channel	132140	133391	132642
		Frequency	1726.8	1761.9	1777.0
10 + 10	PCC	Channel	132022	132373	135523
		Frequency	1715.0	1750.1	1765.1
	SCC	Channel	132121	133372	132622
		Frequency	1724.9	1760.0	1775.0

LTE Band 66C Channel and Frequency List_CA					
BW [MHz]	Channel/Frequency(MHz)		Lowest	Middle	Highest
10 + 15	PCC	Channel	132025	132351	132477
		Frequency	1715.3	1747.9	1760.5
	SCC	Channel	132145	133371	132597
		Frequency	1727.3	1759.9	1772.5
15 + 10	PCC	Channel	132047	132373	132499
		Frequency	1717.5	1750.1	1762.7
	SCC	Channel	132167	132493	132619
		Frequency	1729.5	1762.1	1774.7
10 + 20	PCC	Channel	132027	132328	132428
		Frequency	1715.5	1745.6	1755.6
	SCC	Channel	131171	133372	132572
		Frequency	1729.9	1760.0	1770.0
20 + 10	PCC	Channel	132072	132373	132473
		Frequency	1720.0	1750.1	1760.1
	SCC	Channel	132216	133417	132617
		Frequency	1734.4	1764.5	1774.5
15 + 15	PCC	Channel	132047	132347	132447
		Frequency	1717.5	1747.5	1757.5
	SCC	Channel	132197	133397	132597
		Frequency	1732.5	1762.5	1772.5
15 + 20	PCC	Channel	132050	132325	132401
		Frequency	1717.8	1745.3	1752.9
	SCC	Channel	132221	133396	132572
		Frequency	1734.9	1762.4	1770.0
20 + 15	PCC	Channel	132072	132348	132423
		Frequency	1720.0	1747.6	1755.1
	SCC	Channel	132243	133419	132594
		Frequency	1737.1	1764.7	1772.2
20 + 5	PCC	Channel	132072	132397	132522
		Frequency	1720.0	1752.5	1765.0
	SCC	Channel	132189	133414	132639
		Frequency	1731.7	1764.2	1776.7

LTE Band 66C Channel and Frequency List_CA					
5 + 20	PCC	Channel	132005	132330	132455
		Frequency	1713.3	1745.8	1758.3
	SCC	Channel	132122	132447	132572
		Frequency	1725.0	1757.5	1770.0
20 + 20	PCC	Channel	132072	132323	132374
		Frequency	1720.0	1745.1	1750.2
	SCC	Channel	132270	133421	132572
		Frequency	1739.8	1764.9	1770.0

3 Conducted Test Items

3.1 Measuring Instruments

See list of measuring instruments of this test report.

3.1.1 Test Setup

3.1.2 Conducted Output Power



3.1.3 Peak-to-Average Ratio, Occupied Bandwidth ,Conducted Band-Edge, Emission Mask and Conducted Spurious Emission

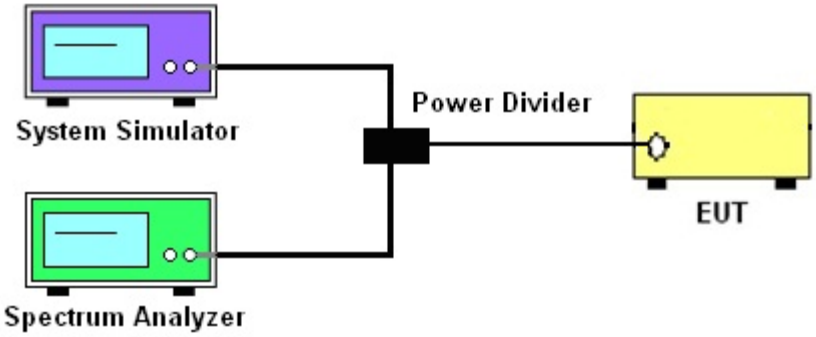

3.1.4 Frequency Stability

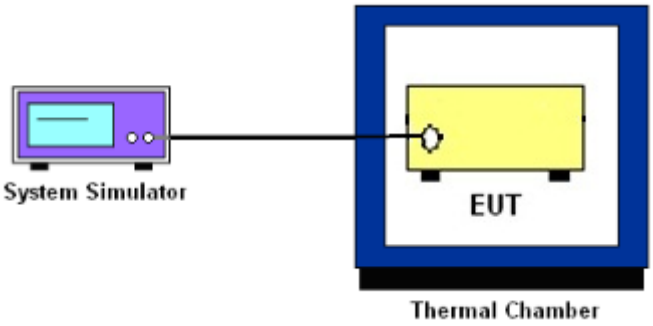

3.1.5 Test Result of Conducted Test

Please refer to Appendix A.

3.2 Conducted Output Power and ERP/EIRP

3.2.1 Description of the Conducted Output Power Measurement and ERP/EIRP Measurement

A system simulator was used to establish communication with the EUT. Its parameters were set to force the EUT transmitting at maximum output power. The measured power in the radio frequency on the transmitter output terminals shall be reported.

The ERP of mobile transmitters must not exceed 7 Watts for LTE Band 5, Band 26 (Part 22H)

The output power of mobile transmitters must not exceed 100 Watts for LTE Band 26 (Part 90S)

The ERP of mobile transmitters must not exceed 3 Watts for LTE Band 12, Band 17, Band 71

The EIRP of mobile transmitters must not exceed 2 Watts for LTE Band 2, Band 7, Band 38, Band 41

The EIRP of mobile transmitters must not exceed 1 Watts for LTE Band 4, Band 66, Band 42

According to KDB 412172 D01 Power Approach,

EIRP = $P_T + G_T – L_C$, ERP = EIRP -2.15, where

P_T = transmitter output power in dBm

G_T = gain of the transmitting antenna in dBi

L_C = signal attenuation in the connecting cable between the transmitter and antenna in dB

3.2.2 Test Procedures

1. The transmitter output port was connected to the system simulator.
2. Set EUT at maximum power through the system simulator.
3. Select lowest, middle, and highest channels for each band and different modulation.
4. Measure and record the power level from the system simulator.

3.3 Peak-to-Average Ratio

3.3.1 Description of the PAR Measurement

Power Complementary Cumulative Distribution Function (CCDF) curves provide a means for characterizing the power peaks of a digitally modulated signal on a statistical basis. A CCDF curve depicts the probability of the peak signal amplitude exceeding the average power level. Most contemporary measurement instrumentation include the capability to produce CCDF curves for an input signal provided that the instrument's resolution bandwidth can be set wide enough to accommodate the entire input signal bandwidth. In measuring transmissions in this band using an average power technique, the peak-to-average ratio (PAR) of the transmission may not exceed 13 dB.

3.3.2 Test Procedures

The testing follows ANSI C63.26-2015 Section 5.2.6

1. The EUT was connected to spectrum and system simulator via a power divider.
2. Set the CCDF (Complementary Cumulative Distribution Function) option in spectrum analyzer.
3. The highest RF powers were measured and recorded the maximum PAPR level associated with a probability of 0.1 %.
4. Record the deviation as Peak to Average Ratio.

3.4 Occupied Bandwidth

3.4.1 Description of Occupied Bandwidth Measurement

The occupied bandwidth is the width of a frequency band such that, below the lower and above the upper frequency limits, the mean powers emitted are each equal to a specified percentage 0.5% of the total mean transmitted power.

The 26 dB emission bandwidth is defined as the frequency range between two points, one above and one below the carrier frequency, at which the spectral density of the emission is attenuated 26 dB below the maximum in-band spectral density of the modulated signal. Spectral density (power per unit bandwidth) is to be measured with a detector of resolution bandwidth equal to approximately 1.0% of the emission bandwidth.

3.4.2 Test Procedures

The testing follows ANSI C63.26-2015 Section 5.4.3 (26dB) and Section 5.4.4 (99OB)

1. The EUT was connected to spectrum analyzer and system simulator via a power divider.
2. The spectrum analyzer center frequency is set to the nominal EUT channel center frequency. The span range for the spectrum analyzer shall be between two and five times the anticipated OBW.
3. The nominal resolution bandwidth (RBW) shall be in the range of 1 to 5 % of the anticipated OBW, and the VBW shall be at least 3 times the RBW.
4. Set the detection mode to peak, and the trace mode to max hold.
5. Determine the reference value: Set the EUT to transmit a modulated signal. Allow the trace to stabilize. Set the spectrum analyzer marker to the highest level of the displayed trace.
   (this is the reference value)
6. Determine the “-26 dB down amplitude” as equal to (Reference Value – X).
7. Place two markers, one at the lowest and the other at the highest frequency of the envelope of the spectral display such that each marker is at or slightly below the “–X dB down amplitude” determined in step 6. If a marker is below this “-X dB down amplitude” value it shall be placed as close as possible to this value. The OBW is the positive frequency difference between the two markers.
8. Use the 99 % power bandwidth function of the spectrum analyzer and report the measured bandwidth.

3.5 Conducted Band Edge

3.5.1 Description of Conducted Band Edge Measurement

22.917(a)

For operations in the 824 – 849 MHz band, the FCC limit is 43 + 10log10(P[Watts]) dB below the transmitter power P(Watts) in a 100kHz bandwidth. However, in the 1MHz bands immediately outside and adjacent to the licensee's frequency block, a resolution bandwidth of at least one percent of the emission bandwidth of the fundamental emission of the transmitter may be employed.

24.238 (a)

For operations in the 1850-1910 and 1930-1990 MHz band, the FCC limit is 43 + 10log10(P[Watts]) dB below the transmitter power P(Watts) in a 1MHz bandwidth. However, in the 1 MHz bands immediately outside and adjacent to the frequency block a resolution bandwidth of at least one percent of the emission bandwidth of the fundamental emission of the transmitter may be employed.

27.53 (g)

For operations in the 600MHz band and 698-746 MHz band, the FCC limit is 43 + 10log10(P[Watts]) dB below the transmitter power P(Watts) in a 100 kHz bandwidth. However, in the 100 kilohertz bands immediately outside and adjacent to a licensee's frequency block, a resolution bandwidth of at least 30 kHz may be employed.

27.53 (h)

For operations in the 1710 – 1755 MHz band, 1755-1780 MHz, the FCC limit is 43 + 10log10(P[Watts]) dB below the transmitter power P(Watts) in a 1 MHz bandwidth. However, in the 1MHz bands immediately outside and adjacent to the licensee's frequency block, a resolution bandwidth of at least one percent of the emission bandwidth of the fundamental emission of the transmitter may be employed.

27.53(m)(4)

For mobile digital stations, the attenuation factor shall be not less than 40 + 10 log (P) dB on all frequencies between the channel edge and 5 megahertz from the channel edge, 43 + 10 log (P) dB on all frequencies between 5 megahertz and X megahertz from the channel edge, and 55 + 10 log (P) dB on all frequencies more than X megahertz from the channel edge, where X is the greater of 6 megahertz or the actual emission bandwidth as defined in paragraph (m)(6) of this section. In addition, the attenuation factor shall not be less that 43 + 10 log (P) dB on all frequencies between 2490.5 MHz and 2496 MHz and 55 + 10 log (P) dB at or below 2490.5 MHz. Mobile Satellite Service licensees operating on frequencies below 2495 MHz may also submit a documented interference complaint against BRS licensees operating on channel BRS Channel 1 on the same terms and conditions as adjacent channel BRS or EBS licensees.

27.53 (n)(2)

(2) For mobile operations in the 3450-3550 MHz band, the conducted power of any emission outside the licensee's authorized bandwidth shall not exceed −13 dBm/MHz. Compliance with this paragraph (n)(2) is based on the use of measurement instrumentation employing a resolution bandwidth of 1 megahertz or greater. However, in the 1 megahertz bands immediately outside and adjacent to the licensee's frequency block, a resolution bandwidth of at least one percent of the emission bandwidth of the fundamental emission of the transmitter may be employed, but limited to a maximum of 200 kHz. In the bands between 1 and 5 MHz removed from the licensee's frequency block, the minimum resolution bandwidth for the measurement shall be 500 kHz. The emission bandwidth is defined as the width of the signal between two points, one below the carrier center frequency and one above the carrier center frequency, outside of which all emissions are attenuated at least 26 dB below the transmitter power.

3.5.2 Test Procedures

The testing follows FCC KDB 971168 D01 v03r01 Section 6.1.

1. The EUT was connected to spectrum analyzer and system simulator via a power divider.
2. The band edges of low and high channels for the highest RF powers were measured.
3. Set RBW >= 1% EBW in the 1MHz band immediately outside and adjacent to the band edge.
4. Beyond the 1 MHz band from the band edge, RBW=1MHz was used.
5. Set spectrum analyzer with RMS detector.
6. The RF fundamental frequency should be excluded against the limit line in the operating frequency band.
7. Checked that all the results comply with the emission limit line.

   The limit line is derived from 43 + 10log(P)dB below the transmitter power P(Watts)

   For LTE Band 7, 38, 41

   The other 40 dB, and 55 dB have additionally applied same calculation above.

3.6 Emission Mask

3.6.1 Description of Emissions Mask Measurement

For LTE Band 26

Equipment used in this licensed to EA or non-EA systems shall comply with the emission mask provisions of FCC Part 90.691

(a) Out-of-band emission requirement shall apply only to the "outer" channels included in an EA license and to spectrum adjacent to interior channels used by incumbent licensees. The emission limits are as follows:

(1) For any frequency removed from the EA licensee's frequency block by up to and including 37.5 kHz, the power of any emission shall be attenuated below the transmitter power (P) in watts by at least 116 Log10(f/6.1) decibels or 50 + 10 Log10(P) decibels or 80 decibels, whichever is the lesser attenuation, where f is the frequency removed from the center of the outer channel in the block in kilohertz and where f is greater than 12.5 kHz.

(2) For any frequency removed from the EA licensee's frequency block greater than 37.5 kHz, the power of any emission shall be attenuated below the transmitter power (P) in watts by at least 43 + 10Log10(P) decibels or 80 decibels, whichever is the lesser attenuation, where f is the frequency removed from the center of the outer channel in the block in kilohertz and where f is greater than 37.5 kHz.

3.6.2 Test Procedures

For LTE Band 26

1. The EUT was connected to spectrum analyzer and base station via power divider.
2. The emissions mask of low and high channels for the highest RF powers were measured.
3. Set RBW and VBW 3 times of RBW to make the measurement with the spectrum analyzer's, and according to KDB 971168 D02 Misc Rev Approve License Devices v02r01 standards, set RBW = 300 Hz to make offsets less than 37.5 kHz from a channel edge , RBW = 100 kHz to make offsets greater than 37.5 kHz, that is allowed.
4. The test results were shown below plots with a correction offset factor including cable loss, insertion loss of power divider.

3.7 Conducted Spurious Emission

3.7.1 Description of Conducted Spurious Emission Measurement

The power of any emission outside of the authorized operating frequency ranges must be lower than the transmitter power (P) by a factor of at least 43 + 10 log (P) dB.

For LTE Band 7, 38, 41

The power of any emission outside of the authorized operating frequency ranges must be lower than the transmitter power (P) by a factor of at least 55 + 10 log (P) dB.

It is measured by means of a calibrated spectrum analyzer and scanned from 30 MHz up to a frequency including its 10th harmonic.

3.7.2 Test Procedures

The testing follows FCC KDB 971168 D01 v03r01 Section 6.1.

1. The EUT was connected to spectrum analyzer and system simulator via a power divider.
2. The RF output of EUT was connected to the spectrum analyzer by RF cable and attenuator. The path loss was compensated to the results for each measurement.
3. The conducted spurious emission for the whole frequency range was taken.
4. Make the measurement with the spectrum analyzer's RBW = 100 kHz if the authorized frequency band/block is at or below 1 GHz and 1 MHz if the authorized frequency band/block is above 1 GH, VBW = 3 * RBW.
5. Set spectrum analyzer with RMS detector.
6. Taking the record of maximum spurious emission.
7. The RF fundamental frequency should be excluded against the limit line in the operating frequency band.
8. The limit line is derived from 43 + 10log(P)dB below the transmitter power P(Watts)

   For LTE Band 7, 38, 41

   The limit line is derived from 55 + 10log(P)dB below the transmitter power P(Watts)

3.8 Frequency Stability

3.8.1 Description of Frequency Stability Measurement

22.355

The frequency stability shall be measured by variation of ambient temperature and variation of primary supply voltage to ensure that the fundamental emission stays within the authorized frequency block. The frequency stability of the transmitter shall be maintained within ±0.00025% (±2.5ppm) of the center frequency.

24.235 & 27.54

The frequency stability shall be sufficient to ensure that the fundamental emission stays within the authorized frequency block.

3.8.2 Test Procedures for Temperature Variation

The testing follows FCC KDB 971168 D01 v03r01 Section 9.0.

1. The EUT was set up in the thermal chamber and connected with the system simulator.
2. With power OFF, the temperature was decreased to -30°C and the EUT was stabilized before testing. Power was applied and the maximum change in frequency was recorded within one minute.
3. With power OFF, the temperature was raised in 10°C step up to 50°C. The EUT was stabilized at each step for at least half an hour. Power was applied and the maximum frequency change was recorded within one minute.

3.8.3 Test Procedures for Voltage Variation

The testing follows FCC KDB 971168 D01 v03r01 Section 9.0.

1. The EUT was placed in a temperature chamber at 20±5° C and connected with the system simulator.
2. The power supply voltage to the EUT was varied from 85% to 115% of the nominal value measured at the input to the EUT.
3. The variation in frequency was measured for the worst case.

4 Radiated Test Items

4.1 Measuring Instruments

See list of measuring instruments of this test report.

4.1.1 Test Setup

For radiated test below 30MHz

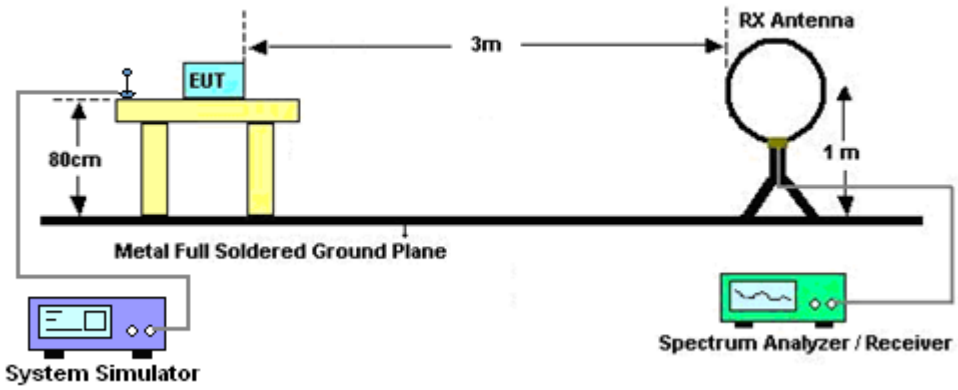

For radiated test from 30MHz to 1GHz

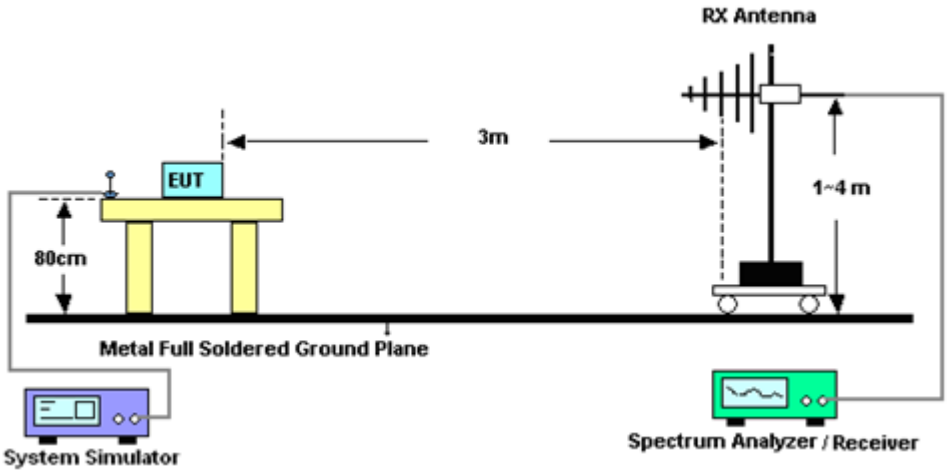

For radiated test from 1GHz to 18GHz

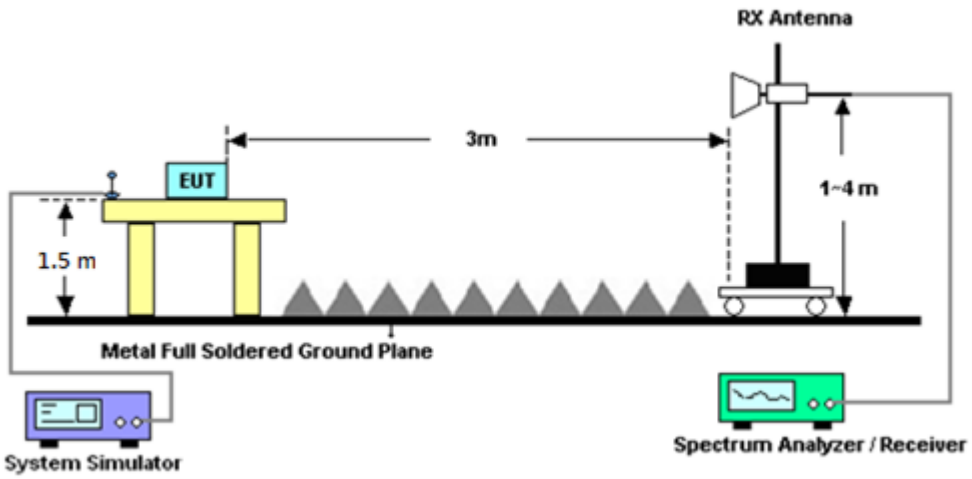

For radiated test above 18GHz

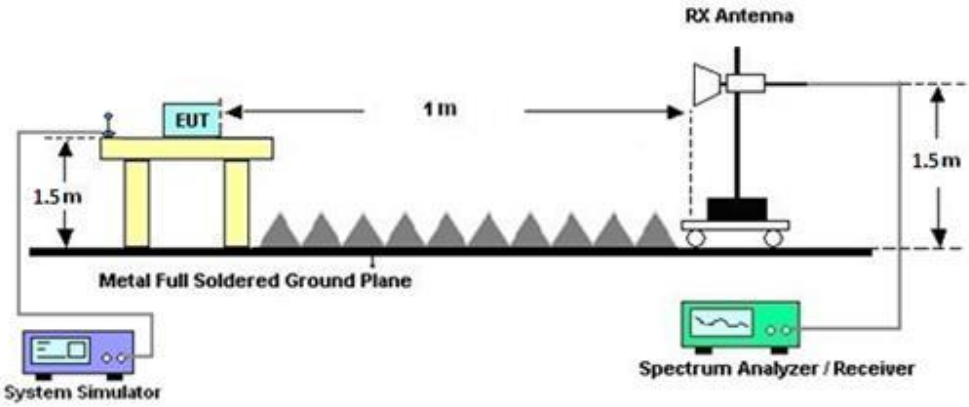

4.1.2 Test Result of Radiated Test

Please refer to Appendix B.

Note:

The low frequency, which started from 9 kHz to 30MHz, was pre-scanned and the result which was 20dB lower than the limit line was not reported.

There is adequate comparison measurement of both open-field test site and alternative test site - semi-Anechoic chamber according to 414788 D01 Radiated Test Site v01r01, and the result came out very similar.

4.2 Radiated Spurious Emission Measurement

4.2.1 Description of Radiated Spurious Emission Measurement

The radiated spurious emission was measured by substitution method according to ANSI / TIA-603-E. The power of any emission outside of the authorized operating frequency ranges must be attenuated below the transmitter power (P) by a factor of at least 43 + 10 log (P) dB.

For LTE Band 7, 38, 41

The power of any emission outside of the authorized operating frequency ranges must be attenuated below the transmitter power (P) by a factor of at least 55 + 10 log (P) dB.

The spectrum is scanned from 30 MHz up to a frequency including its 10th harmonic.

4.2.2 Test Procedures

The testing follows FCC KDB 971168 D01 v03r01 Section 7 and ANSI C63.26-2015 section 5.5.4 Radiated measurement using the field strength method.

1. The EUT was placed on a turntable with 0.8 meter for frequency below 1GHz and 1.5 meter for frequency above 1GHz respectively above ground.
2. The EUT was set 3 meters from the receiving antenna, which was mounted on the antenna tower.
3. The table was rotated 360 degrees to determine the position of the highest spurious emission.
4. The height of the receiving antenna is varied between one meter and four meters to search the maximum spurious emission for both horizontal and vertical polarizations.
5. Make the measurement with the spectrum analyzer's RBW = 1MHz, VBW = 3MHz, taking the record of maximum spurious emission.
6. To convert spectrum reading E(dBuV/m) to EIRP(dBm)

   EIRP(dBm) = Level (dBuV/m) + 20log(d) -104.77,

   where d is the distance at which filed strength limit is specified in the rules
7. Field Strength Level (dBm) = Spectrum Reading (dBm) + Antenna Factor + Cable Loss + Read Level - Preamp Factor.
8. ERP (dBm) = EIRP (dBm) - 2.15
9. The RF fundamental frequency should be excluded against the limit line in the operating frequency band.

5 List of Measuring Equipment

Instrument	Brand Name	Model No.	Serial No.	Characteristics	Calibration Date	Test Date	Due Date	Remark
Base Station(Measure)	Anritsu	MT8821C	6201664755	LTE FDD/TDD(with44), LTE-4CC DLCA/2CC ULCA, CatM1/NB1/NB2	Jul. 18, 2023	Dec. 19, 2023~ Jan. 04, 2024	Jul. 17, 2024	Conducted (TH03-HY)
Spectrum Analyzer	Rohde & Schwarz	FSV40	101908	10Hz~40GHz	Sep. 11, 2023	Dec. 19, 2023~ Jan. 04, 2024	Sep. 10, 2024	Conducted (TH03-HY)
Thermal Chamber	ESPEC	SH-241	92003713	-30℃ ~95℃	May 17, 2023	Dec. 19, 2023~ Jan. 04, 2024	May 16, 2024	Conducted (TH03-HY)
DC Power Supply	GW Instek	GPP-2323	GES906037	0V~64V；0A~6A	Dec. 29, 2022	Dec. 19, 2023~ Nov. 28, 2023	Dec. 28, 2023	Conducted (TH03-HY)
DC Power Supply	GW Instek	GPP-2323	GES906037	0V~64V；0A~6A	Nov. 28, 2023	Nov. 29, 2023~ Jan. 04, 2024	Nov. 27, 2024	Conducted (TH03-HY)
Coupler	Warison	20dB 25W SMA Directional Coupler	#B	1-18GHz	Jan. 06, 2023	Dec. 19, 2023~ Jan. 04, 2024	Jan. 05, 2024	Conducted (TH03-HY)
Bilog Antenna	TESEQ	CBL 6111D & N-6-06	35414 & AT-N0602	30MHz~1GHz	Oct. 07, 2023	Dec. 13, 2023~ Jan. 22, 2024	Oct. 06, 2024	Radiation (03CH11-HY)
Loop Antenna	Rohde & Schwarz	HFH2-Z2	100488	9 kHz~30 MHz	Sep. 12, 2023	Dec. 13, 2023~ Jan. 22, 2024	Sep. 11, 2024	Radiation (03CH11-HY)
Horn Antenna	SCHWARZBECK	BBHA 9120 D	9120D-01620	1GHz~18GHz	Aug. 17, 2023	Dec. 13, 2023~ Jan. 22, 2024	Aug. 16, 2024	Radiation (03CH11-HY)
SHF-EHF Horn Antenna	SCHWARZBECK	BBHA9170	1224	18GHz~40GHz	Jul. 10, 2023	Dec. 13, 2023~ Jan. 22, 2024	Jul. 09, 2024	Radiation (03CH11-HY)
SHF-EHF Horn Antenna	SCHWARZBECK	BBHA9170	1223	18GHz~40GHz	Jul. 10, 2023	Dec. 13, 2023~ Jan. 22, 2024	Jul. 09, 2024	Radiation (03CH11-HY)
Amplifier	SONOMA	310N	187312	9kHz~1GHz	Dec. 08, 2023	Dec. 13, 2023~ Jan. 22, 2024	Dec. 07, 2024	Radiation (03CH11-HY)
Preamplifier	Keysight	83017A	MY53270078	1GHz~26.5GHz	Oct. 23, 2023	Dec. 13, 2023~ Jan. 22, 2024	Oct. 22, 2024	Radiation (03CH11-HY)
Preamplifier	EMEC	EM18G40G	060801	18GHz~40GHz	Jun. 27, 2023	Dec. 13, 2023~ Jan. 22, 2024	Jun. 26, 2024	Radiation (03CH11-HY)
Spectrum Analyzer	Keysight	N9010A	MY54200486	10Hz~44GHz	Oct. 05, 2023	Dec. 13, 2023~ Jan. 22, 2024	Oct. 04, 2024	Radiation (03CH11-HY)
EMI Test Receiver	Keysight	N9038A(MXE)	MY53290045	20MHz~8.4GHz	Apr. 25, 2023	Dec. 13, 2023~ Jan. 22, 2024	Apr. 24, 2024	Radiation (03CH11-HY)
Controller	EMEC	EM 1000	N/A	Control Turn table & Ant Mast	N/A	Dec. 13, 2023~ Jan. 22, 2024	N/A	Radiation (03CH11-HY)
Antenna Mast	EMEC	AM-BS-4500-B	N/A	1~4m	N/A	Dec. 13, 2023~ Jan. 22, 2024	N/A	Radiation (03CH11-HY)
Turn Table	EMEC	TT 2000	N/A	0~360 Degree	N/A	Dec. 13, 2023~ Jan. 22, 2024	N/A	Radiation (03CH11-HY)
Software	Audix	E3 6.2009-8-24	RK-001053	N/A	N/A	Dec. 13, 2023~ Jan. 22, 2024	N/A	Radiation (03CH11-HY)
RF Cable	HUBER + SUHNER	SUCOFLEX 102	MY2859/2	30MHz~40GHz	Mar. 07, 2023	Dec. 13, 2023~ Jan. 22, 2024	Mar. 06, 2024	Radiation (03CH11-HY)
RF Cable	HUBER + SUHNER	SUCOFLEX 102	803951/2	9K~30M	Mar. 07, 2023	Dec. 13, 2023~ Jan. 22, 2024	Mar. 06, 2024	Radiation (03CH11-HY)
RF Cable	HUBER + SUHNER	SUCOFLEX 102	803951/2	30M~40G	Mar. 07, 2023	Dec. 13, 2023~ Jan. 22, 2024	Mar. 06, 2024	Radiation (03CH11-HY)
Filter	Wainwright	WLK4-1000-1530-8000-40SS	SN11	1.53G Low Pass	Sep. 11, 2023	Dec. 13, 2023~ Jan. 22, 2024	Sep. 10, 2024	Radiation (03CH11-HY)
Filter	Wainwright	WHKX12-2700-3000-18000-60SS	SN3	3GHz High Pass Filter	Sep. 11, 2023	Dec. 13, 2023~ Jan. 22, 2024	Sep. 10, 2024	Radiation (03CH11-HY)
Filter	Wainwright	WHKX8-5872.5-6750-18000-40SS	SN3	6.75GHz High Pass Filter	Sep. 11, 2023	Dec. 13, 2023~ Jan. 22, 2024	Sep. 10, 2024	Radiation (03CH11-HY)

6 Measurement Uncertainty

Uncertainty of Radiated Emission Measurement (30 MHz ~ 1000 MHz)

Measuring Uncertainty for a Level of Confidence of 95% (U = 2Uc(y))	3.22 dB

Uncertainty of Radiated Emission Measurement (1 GHz ~ 18 GHz)

Measuring Uncertainty for a Level of Confidence of 95% (U = 2Uc(y))	3.53 dB

Uncertainty of Radiated Emission Measurement (18 GHz ~ 40 GHz)

Measuring Uncertainty for a Level of Confidence of 95% (U = 2Uc(y))	3.61 dB

Appendix A. Test Results of Conducted Test

Conducted Output Power(Average power & ERP/EIRP)

LTE Band 2 Maximum Average Power [dBm] (GT - LC = -1.37 dB)								
BW [MHz]	RB Size	RB Offset	Mod	Lowest	Middle	Highest	EIRP (dBm)	EIRP (W)
20	1	0	QPSK	24.26	24.34	24.53	23.16	0.2070
20	1	49		24.25	24.32	24.48		
20	1	99		24.16	24.31	24.38		
20	50	0		22.36	22.34	22.75		
20	50	24		22.37	22.43	22.60		
20	50	50		22.32	22.44	22.72		
20	100	0		22.35	22.41	22.66		
20	1	0	16-QAM	23.49	23.72	23.70	22.54	0.1795
20	1	49		23.65	23.66	23.88		
20	1	99		23.51	23.65	23.91		
20	50	0		21.39	21.33	21.54		
20	50	24		21.35	21.40	21.59		
20	50	50		21.32	21.40	21.66		
20	100	0		21.36	21.39	21.65		
20	1	0	64-QAM	22.53	22.55	22.76	21.55	0.1429
20	1	49		22.55	22.55	22.82		
20	1	99		22.45	22.68	22.92		
20	50	0		21.34	21.30	21.57		
20	50	24		21.34	21.39	21.59		
20	50	50		21.29	21.36	21.67		
20	100	0		21.33	21.37	21.66		
20	1	0	256-QAM	19.34	19.29	19.55	18.23	0.0665
20	1	49		19.21	19.23	19.55		
20	1	99		19.22	19.30	19.56		
20	50	0		19.22	19.10	19.50		
20	50	24		19.25	19.30	19.47		
20	50	50		19.21	19.27	19.60		
20	100	0		19.24	19.27	19.59		
Limit	EIRP < 2W			Result			Pass	

LTE Band 2 Maximum Average Power [dBm] (GT - LC = -1.37 dB)								
BW [MHz]	RB Size	RB Offset	Mod	Lowest	Middle	Highest	EIRP (dBm)	EIRP (W)
15	1	0	QPSK	24.20	24.30	24.49	23.12	0.2051
15	1	37		24.17	24.22	24.47		
15	1	74		24.15	24.21	24.28		
15	36	0		22.33	22.34	22.70		
15	36	20		22.31	22.34	22.53		
15	36	39		22.26	22.37	22.70		
15	75	0		22.26	22.34	22.56		
15	1	0	16-QAM	23.49	23.69	23.67	22.49	0.1774
15	1	37		23.57	23.59	23.78		
15	1	74		23.51	23.55	23.86		
15	36	0		21.30	21.31	21.49		
15	36	20		21.30	21.36	21.53		
15	36	39		21.31	21.30	21.60		
15	75	0		21.30	21.34	21.57		
15	1	0	64-QAM	22.53	22.55	22.69	21.54	0.1426
15	1	37		22.52	22.53	22.82		
15	1	74		22.45	22.68	22.91		
15	36	0		21.28	21.29	21.47		
15	36	20		21.24	21.32	21.59		
15	36	39		21.27	21.30	21.60		
15	75	0		21.28	21.35	21.61		
15	1	0	256-QAM	19.28	19.20	19.55	18.21	0.0662
15	1	37		19.16	19.22	19.53		
15	1	74		19.13	19.20	19.50		
15	36	0		19.22	19.10	19.44		
15	36	20		19.20	19.20	19.43		
15	36	39		19.19	19.18	19.58		
15	75	0		19.20	19.20	19.54		
Limit	EIRP < 2W			Result			Pass	

LTE Band 2 Maximum Average Power [dBm] (GT - LC = -1.37 dB)								
BW [MHz]	RB Size	RB Offset	Mod	Lowest	Middle	Highest	EIRP (dBm)	EIRP (W)
10	1	0	QPSK	24.10	24.28	24.43	23.06	0.2023
10	1	25		24.15	24.13	24.41		
10	1	49		24.15	24.16	24.23		
10	25	0		22.23	22.34	22.66		
10	25	12		22.24	22.27	22.46		
10	25	25		22.17	22.32	22.64		
10	50	0		22.19	22.32	22.52		
10	1	0	16-QAM	23.41	23.68	23.57	22.48	0.1770
10	1	25		23.56	23.58	23.74		
10	1	49		23.49	23.46	23.85		
10	25	0		21.23	21.27	21.42		
10	25	12		21.21	21.27	21.48		
10	25	25		21.30	21.28	21.53		
10	50	0		21.30	21.26	21.57		
10	1	0	64-QAM	22.43	22.55	22.69	21.47	0.1403
10	1	25		22.42	22.46	22.76		
10	1	49		22.44	22.67	22.84		
10	25	0		21.20	21.24	21.38		
10	25	12		21.23	21.28	21.53		
10	25	25		21.21	21.28	21.56		
10	50	0		21.22	21.29	21.54		
10	1	0	256-QAM	19.27	19.13	19.47	18.16	0.0655
10	1	25		19.11	19.17	19.52		
10	1	49		19.03	19.11	19.43		
10	25	0		19.16	19.03	19.36		
10	25	12		19.20	19.19	19.33		
10	25	25		19.13	19.09	19.49		
10	50	0		19.13	19.16	19.53		
Limit	EIRP < 2W			Result			Pass	

LTE Band 2 Maximum Average Power [dBm] (GT - LC = -1.37 dB)								
BW [MHz]	RB Size	RB Offset	Mod	Lowest	Middle	Highest	EIRP (dBm)	EIRP (W)
5	1	0	QPSK	24.10	24.30	24.46	23.09	0.2037
5	1	12		24.17	24.17	24.38		
5	1	24		24.09	24.16	24.18		
5	12	0		22.28	22.29	22.62		
5	12	7		22.23	22.32	22.49		
5	12	13		22.26	22.34	22.66		
5	25	0		22.16	22.25	22.46		
5	1	0	16-QAM	23.41	23.67	23.65	22.46	0.1762
5	1	12		23.48	23.58	23.78		
5	1	24		23.45	23.45	23.83		
5	12	0		21.29	21.27	21.42		
5	12	7		21.25	21.26	21.50		
5	12	13		21.24	21.21	21.50		
5	25	0		21.21	21.30	21.56		
5	1	0	64-QAM	22.50	22.45	22.65	21.51	0.1416
5	1	12		22.51	22.45	22.76		
5	1	24		22.35	22.61	22.88		
5	12	0		21.27	21.20	21.47		
5	12	7		21.23	21.32	21.56		
5	12	13		21.24	21.30	21.56		
5	25	0		21.22	21.30	21.55		
5	1	0	256-QAM	19.23	19.15	19.47	18.15	0.0653
5	1	12		19.16	19.16	19.45		
5	1	24		19.07	19.18	19.40		
5	12	0		19.17	19.08	19.44		
5	12	7		19.15	19.16	19.33		
5	12	13		19.15	19.17	19.52		
5	25	0		19.12	19.17	19.47		
Limit	EIRP < 2W			Result			Pass	

LTE Band 2 Maximum Average Power [dBm] (GT - LC = -1.37 dB)								
BW [MHz]	RB Size	RB Offset	Mod	Lowest	Middle	Highest	EIRP (dBm)	EIRP (W)
3	1	0	QPSK	24.17	24.27	24.45	23.08	0.2032
3	1	8		24.09	24.13	24.40		
3	1	14		24.10	24.17	24.25		
3	8	0		22.28	22.28	22.61		
3	8	4		22.29	22.33	22.46		
3	8	7		22.19	22.27	22.64		
3	15	0		22.24	22.28	22.55		
3	1	0	16-QAM	23.49	23.67	23.60	22.41	0.1742
3	1	8		23.56	23.57	23.68		
3	1	14		23.46	23.55	23.78		
3	8	0		21.20	21.29	21.46		
3	8	4		21.29	21.27	21.51		
3	8	7		21.21	21.29	21.55		
3	15	0		21.24	21.25	21.57		
3	1	0	64-QAM	22.47	22.48	22.69	21.46	0.1400
3	1	8		22.48	22.46	22.79		
3	1	14		22.39	22.60	22.83		
3	8	0		21.25	21.28	21.47		
3	8	4		21.20	21.29	21.57		
3	8	7		21.20	21.25	21.50		
3	15	0		21.28	21.27	21.54		
3	1	0	256-QAM	19.23	19.19	19.51	18.21	0.0662
3	1	8		19.09	19.16	19.47		
3	1	14		19.04	19.17	19.50		
3	8	0		19.22	19.00	19.37		
3	8	4		19.19	19.13	19.34		
3	8	7		19.11	19.09	19.58		
3	15	0		19.12	19.18	19.46		
Limit	EIRP < 2W			Result			Pass	

LTE Band 2 Maximum Average Power [dBm] (GT - LC = -1.37 dB)								
BW [MHz]	RB Size	RB Offset	Mod	Lowest	Middle	Highest	EIRP (dBm)	EIRP (W)
1.4	1	0	QPSK	24.13	24.20	24.48	23.12	0.2051
1.4	1	3		24.13	24.16	24.41		
1.4	1	5		24.08	24.20	24.25		
1.4	3	0		24.20	24.27	24.49		
1.4	3	1		24.09	24.13	24.42		
1.4	3	3		24.05	24.21	24.26		
1.4	6	0		22.24	22.34	22.52		
1.4	1	0	16-QAM	23.48	23.69	23.64	22.44	0.1754
1.4	1	3		23.53	23.50	23.73		
1.4	1	5		23.41	23.45	23.81		
1.4	3	0		23.48	23.67	23.60		
1.4	3	1		23.51	23.54	23.74		
1.4	3	3		23.43	23.47	23.79		
1.4	6	0		21.25	21.31	21.50		
1.4	1	0	64-QAM	22.52	22.45	22.64	21.45	0.1396
1.4	1	3		22.45	22.47	22.76		
1.4	1	5		22.35	22.66	22.82		
1.4	3	0		22.50	22.52	22.66		
1.4	3	1		22.48	22.44	22.79		
1.4	3	3		22.43	22.60	22.82		
1.4	6	0		21.28	21.29	21.55		
1.4	1	0	256-QAM	19.19	19.13	19.50	18.14	0.0652
1.4	1	3		19.14	19.21	19.49		
1.4	1	5		19.07	19.10	19.41		
1.4	3	0		19.25	19.17	19.49		
1.4	3	1		19.06	19.19	19.50		
1.4	3	3		19.12	19.11	19.40		
1.4	6	0		19.15	19.10	19.51		
Limit	EIRP < 2W			Result			Pass	

LTE Band 4 Maximum Average Power [dBm] (GT - LC = -0.3 dB)								
BW [MHz]	RB Size	RB Offset	Mod	Lowest	Middle	Highest	EIRP (dBm)	EIRP (W)
20	1	0	QPSK	23.91	24.06	24.22	23.92	0.2466
20	1	49		23.87	24.00	24.12		
20	1	99		23.83	23.99	24.10		
20	50	0		22.89	23.03	23.26		
20	50	24		22.94	23.10	23.18		
20	50	50		22.93	23.09	23.23		
20	100	0		22.94	23.07	23.23		
20	1	0	16-QAM	23.15	23.34	23.42	23.24	0.2109
20	1	49		23.09	23.34	23.54		
20	1	99		23.27	23.44	23.53		
20	50	0		21.86	22.05	22.19		
20	50	24		21.96	22.12	22.18		
20	50	50		21.91	22.07	22.20		
20	100	0		21.92	22.07	22.24		
20	1	0	64-QAM	22.05	22.27	22.35	22.09	0.1618
20	1	49		22.24	22.25	22.39		
20	1	99		22.22	22.24	22.37		
20	50	0		20.87	21.02	21.15		
20	50	24		20.92	21.12	21.16		
20	50	50		20.90	21.07	21.21		
20	100	0		20.92	21.10	21.22		
20	1	0	256-QAM	18.79	18.88	19.10	18.86	0.0769
20	1	49		18.81	18.92	19.10		
20	1	99		18.87	18.92	19.06		
20	50	0		18.75	18.94	18.96		
20	50	24		18.78	18.95	19.06		
20	50	50		18.76	18.87	19.14		
20	100	0		18.86	19.08	19.16		
Limit	EIRP < 1W			Result			Pass	

LTE Band 4 Maximum Average Power [dBm] (GT - LC = -0.3 dB)								
BW [MHz]	RB Size	RB Offset	Mod	Lowest	Middle	Highest	EIRP (dBm)	EIRP (W)
15	1	0	QPSK	23.91	23.99	24.15	23.85	0.2427
15	1	37		23.87	23.92	24.10		
15	1	74		23.73	23.91	24.00		
15	36	0		22.82	22.95	23.19		
15	36	20		22.94	23.03	23.13		
15	36	39		22.84	23.01	23.14		
15	75	0		22.85	23.00	23.13		
15	1	0	16-QAM	23.06	23.24	23.34	23.19	0.2084
15	1	37		22.99	23.24	23.49		
15	1	74		23.22	23.44	23.46		
15	36	0		21.84	21.98	22.16		
15	36	20		21.94	22.04	22.08		
15	36	39		21.88	22.07	22.15		
15	75	0		21.86	22.02	22.24		
15	1	0	64-QAM	21.97	22.18	22.26	22.08	0.1614
15	1	37		22.23	22.24	22.38		
15	1	74		22.17	22.16	22.33		
15	36	0		20.83	20.97	21.10		
15	36	20		20.83	21.08	21.13		
15	36	39		20.81	21.02	21.20		
15	75	0		20.87	21.04	21.17		
15	1	0	256-QAM	18.77	18.81	19.04	18.81	0.0760
15	1	37		18.79	18.83	19.04		
15	1	74		18.85	18.92	19.03		
15	36	0		18.67	18.89	18.96		
15	36	20		18.75	18.94	19.06		
15	36	39		18.72	18.82	19.08		
15	75	0		18.86	18.98	19.11		
Limit	EIRP < 1W			Result			Pass	

LTE Band 4 Maximum Average Power [dBm] (GT - LC = -0.3 dB)								
BW [MHz]	RB Size	RB Offset	Mod	Lowest	Middle	Highest	EIRP (dBm)	EIRP (W)
10	1	0	QPSK	23.88	23.99	24.15	23.85	0.2427
10	1	25		23.82	23.87	24.10		
10	1	49		23.72	23.91	23.92		
10	25	0		22.78	22.88	23.15		
10	25	12		22.90	22.99	23.10		
10	25	25		22.74	22.92	23.11		
10	50	0		22.78	22.94	23.11		
10	1	0	16-QAM	22.98	23.15	23.29	23.19	0.2084
10	1	25		22.90	23.24	23.49		
10	1	49		23.14	23.36	23.45		
10	25	0		21.74	21.91	22.14		
10	25	12		21.84	22.03	22.07		
10	25	25		21.87	22.00	22.07		
10	50	0		21.83	21.99	22.20		
10	1	0	64-QAM	21.97	22.10	22.19	22.05	0.1603
10	1	25		22.19	22.22	22.35		
10	1	49		22.10	22.09	22.32		
10	25	0		20.80	20.88	21.02		
10	25	12		20.74	21.06	21.07		
10	25	25		20.78	20.94	21.15		
10	50	0		20.82	20.96	21.07		
10	1	0	256-QAM	18.77	18.80	19.03	18.78	0.0755
10	1	25		18.76	18.79	19.03		
10	1	49		18.82	18.84	19.01		
10	25	0		18.59	18.89	18.92		
10	25	12		18.65	18.89	19.01		
10	25	25		18.64	18.79	19.08		
10	50	0		18.86	18.95	19.04		
Limit	EIRP < 1W			Result			Pass	

LTE Band 4 Maximum Average Power [dBm] (GT - LC = -0.3 dB)								
BW [MHz]	RB Size	RB Offset	Mod	Lowest	Middle	Highest	EIRP (dBm)	EIRP (W)
5	1	0	QPSK	23.86	23.92	24.13	23.83	0.2415
5	1	12		23.77	23.86	24.04		
5	1	24		23.72	23.89	23.93		
5	12	0		22.74	22.92	23.13		
5	12	7		22.94	23.02	23.08		
5	12	13		22.81	22.93	23.09		
5	25	0		22.78	22.91	23.10		
5	1	0	16-QAM	23.04	23.21	23.29	23.13	0.2056
5	1	12		22.99	23.22	23.43		
5	1	24		23.14	23.41	23.43		
5	12	0		21.80	21.89	22.06		
5	12	7		21.88	21.94	22.06		
5	12	13		21.83	21.99	22.10		
5	25	0		21.86	21.97	22.20		
5	1	0	64-QAM	21.91	22.12	22.21	22.01	0.1589
5	1	12		22.19	22.15	22.31		
5	1	24		22.07	22.11	22.23		
5	12	0		20.82	20.93	21.02		
5	12	7		20.81	21.02	21.11		
5	12	13		20.72	20.97	21.14		
5	25	0		20.80	20.96	21.16		
5	1	0	256-QAM	18.75	18.80	18.96	18.80	0.0759
5	1	12		18.77	18.79	19.02		
5	1	24		18.77	18.88	18.95		
5	12	0		18.60	18.80	18.91		
5	12	7		18.72	18.92	19.05		
5	12	13		18.62	18.82	19.02		
5	25	0		18.79	18.95	19.10		
Limit	EIRP < 1W			Result			Pass	

LTE Band 4 Maximum Average Power [dBm] (GT - LC = -0.3 dB)								
BW [MHz]	RB Size	RB Offset	Mod	Lowest	Middle	Highest	EIRP (dBm)	EIRP (W)
3	1	0	QPSK	23.85	23.89	24.15	23.85	0.2427
3	1	8		23.83	23.91	24.05		
3	1	14		23.68	23.85	23.95		
3	8	0		22.80	22.90	23.15		
3	8	4		22.89	22.96	23.08		
3	8	7		22.78	22.93	23.12		
3	15	0		22.85	22.90	23.06		
3	1	0	16-QAM	23.05	23.24	23.33	23.16	0.2070
3	1	8		22.98	23.17	23.46		
3	1	14		23.13	23.43	23.40		
3	8	0		21.79	21.90	22.11		
3	8	4		21.93	21.95	22.02		
3	8	7		21.82	22.07	22.09		
3	15	0		21.79	21.97	22.19		
3	1	0	64-QAM	21.89	22.10	22.16	21.99	0.1581
3	1	8		22.14	22.17	22.29		
3	1	14		22.09	22.11	22.26		
3	8	0		20.82	20.88	21.05		
3	8	4		20.81	21.03	21.05		
3	8	7		20.78	20.99	21.13		
3	15	0		20.79	21.00	21.09		
3	1	0	256-QAM	18.76	18.71	18.96	18.76	0.0752
3	1	8		18.75	18.79	19.04		
3	1	14		18.75	18.92	18.95		
3	8	0		18.57	18.84	18.89		
3	8	4		18.75	18.90	19.06		
3	8	7		18.66	18.79	19.06		
3	15	0		18.81	18.91	19.06		
Limit	EIRP < 1W			Result			Pass	

LTE Band 4 Maximum Average Power [dBm] (GT - LC = -0.3 dB)								
BW [MHz]	RB Size	RB Offset	Mod	Lowest	Middle	Highest	EIRP (dBm)	EIRP (W)
1.4	1	0	QPSK	23.89	23.95	24.14	23.84	0.2421
1.4	1	3		23.87	23.88	24.05		
1.4	1	5		23.72	23.89	23.99		
1.4	3	0		23.87	23.91	24.05		
1.4	3	1		23.80	23.89	24.04		
1.4	3	3		23.72	23.88	23.97		
1.4	6	0		22.81	22.93	23.03		
1.4	1	0	16-QAM	23.00	23.21	23.26	23.16	0.2070
1.4	1	3		22.95	23.20	23.46		
1.4	1	5		23.12	23.39	23.37		
1.4	3	0		22.98	23.14	23.27		
1.4	3	1		22.95	23.16	23.46		
1.4	3	3		23.19	23.40	23.45		
1.4	6	0		21.80	22.02	22.16		
1.4	1	0	64-QAM	21.97	22.11	22.25	22.04	0.1600
1.4	1	3		22.23	22.23	22.34		
1.4	1	5		22.13	22.09	22.24		
1.4	3	0		21.95	22.14	22.20		
1.4	3	1		22.17	22.22	22.32		
1.4	3	3		22.09	22.11	22.28		
1.4	6	0		20.84	20.95	21.11		
1.4	1	0	256-QAM	18.72	18.73	18.94	18.73	0.0746
1.4	1	3		18.74	18.74	18.98		
1.4	1	5		18.79	18.92	18.95		
1.4	3	0		18.77	18.74	18.94		
1.4	3	1		18.78	18.76	18.96		
1.4	3	3		18.82	18.85	19.01		
1.4	6	0		18.86	18.93	19.03		
Limit	EIRP < 1W			Result			Pass	

LTE Band 5 Maximum Average Power [dBm] (GT - LC = -1.57 dB)								
BW [MHz]	RB Size	RB Offset	Mod	Lowest	Middle	Highest	ERP (dBm)	ERP (W)
10	1	0	QPSK	24.25	23.49	24.03	20.53	0.1130
10	1	25		23.90	23.49	24.01		
10	1	49		23.33	24.15	23.13		
10	25	0		23.26	22.51	23.21		
10	25	12		23.06	22.66	23.19		
10	25	25		22.79	23.05	22.57		
10	50	0		23.06	22.82	23.04		
10	1	0	16-QAM	23.47	22.78	23.37	19.75	0.0944
10	1	25		23.21	22.80	23.30		
10	1	49		22.67	23.44	22.41		
10	25	0		22.24	21.58	22.20		
10	25	12		22.15	21.72	22.17		
10	25	25		21.89	22.11	21.66		
10	50	0		22.17	21.89	22.11		
10	1	0	64-QAM	22.47	21.81	22.34	18.75	0.0750
10	1	25		22.32	21.86	22.34		
10	1	49		21.71	22.38	21.39		
10	25	0		21.28	20.64	21.19		
10	25	12		21.22	20.77	21.16		
10	25	25		20.96	21.17	20.75		
10	50	0		21.24	20.95	21.13		
10	1	0	256-QAM	19.11	18.57	19.07	15.50	0.0355
10	1	25		19.12	18.71	19.05		
10	1	49		18.84	19.05	18.62		
10	25	0		19.16	18.57	19.01		
10	25	12		19.20	18.74	19.00		
10	25	25		18.95	19.16	18.70		
10	50	0		19.22	18.93	19.01		
Limit	ERP < 7W			Result			Pass	

LTE Band 5 Maximum Average Power [dBm] (GT - LC = -1.57 dB)								
BW [MHz]	RB Size	RB Offset	Mod	Lowest	Middle	Highest	ERP (dBm)	ERP (W)
5	1	0	QPSK	24.22	23.43	24.02	20.50	0.1122
5	1	12		23.85	23.41	23.95		
5	1	24		23.29	24.11	23.08		
5	12	0		23.16	22.45	23.17		
5	12	7		23.03	22.59	23.12		
5	12	13		22.70	23.00	22.52		
5	25	0		22.98	22.77	23.03		
5	1	0	16-QAM	23.37	22.75	23.37	19.72	0.0938
5	1	12		23.18	22.72	23.30		
5	1	24		22.64	23.44	22.36		
5	12	0		22.24	21.55	22.12		
5	12	7		22.06	21.67	22.09		
5	12	13		21.89	22.04	21.57		
5	25	0		22.13	21.81	22.05		
5	1	0	64-QAM	22.37	21.75	22.31	18.65	0.0733
5	1	12		22.22	21.78	22.34		
5	1	24		21.69	22.29	21.39		
5	12	0		21.26	20.64	21.14		
5	12	7		21.21	20.68	21.07		
5	12	13		20.86	21.07	20.65		
5	25	0		21.20	20.94	21.09		
5	1	0	256-QAM	19.03	18.51	19.02	15.47	0.0352
5	1	12		19.02	18.67	19.00		
5	1	24		18.78	19.02	18.59		
5	12	0		19.16	18.54	18.98		
5	12	7		19.19	18.67	19.00		
5	12	13		18.86	19.13	18.65		
5	25	0		19.12	18.92	19.00		
Limit	ERP < 7W			Result			Pass	

LTE Band 5 Maximum Average Power [dBm] (GT - LC = -1.57 dB)								
BW [MHz]	RB Size	RB Offset	Mod	Lowest	Middle	Highest	ERP (dBm)	ERP (W)
3	1	0	QPSK	24.13	23.42	23.97	20.41	0.1099
3	1	8		23.84	23.33	23.93		
3	1	14		23.28	24.07	22.98		
3	8	0		23.06	22.42	23.10		
3	8	4		23.01	22.57	23.10		
3	8	7		22.69	22.97	22.43		
3	15	0		22.92	22.76	22.97		
3	1	0	16-QAM	23.36	22.68	23.35	19.64	0.0920
3	1	8		23.08	22.72	23.25		
3	1	14		22.61	23.36	22.35		
3	8	0		22.23	21.53	22.08		
3	8	4		21.99	21.66	22.00		
3	8	7		21.84	22.01	21.51		
3	15	0		22.13	21.72	21.99		
3	1	0	64-QAM	22.33	21.72	22.26	18.61	0.0726
3	1	8		22.20	21.78	22.25		
3	1	14		21.60	22.29	21.31		
3	8	0		21.21	20.63	21.07		
3	8	4		21.17	20.58	21.01		
3	8	7		20.76	21.02	20.59		
3	15	0		21.12	20.89	21.01		
3	1	0	256-QAM	18.96	18.44	18.99	15.47	0.0352
3	1	8		18.97	18.66	18.91		
3	1	14		18.75	18.95	18.50		
3	8	0		19.06	18.53	18.94		
3	8	4		19.19	18.65	18.94		
3	8	7		18.85	19.09	18.56		
3	15	0		19.12	18.89	18.95		
Limit	ERP < 7W			Result			Pass	

LTE Band 5 Maximum Average Power [dBm] (GT - LC = -1.57 dB)								
BW [MHz]	RB Size	RB Offset	Mod	Lowest	Middle	Highest	ERP (dBm)	ERP (W)
1.4	1	0	QPSK	24.15	23.35	23.92	20.47	0.1114
1.4	1	3		23.80	23.36	23.92		
1.4	1	5		23.18	24.02	23.02		
1.4	3	0		24.19	23.33	23.90		
1.4	3	1		23.81	23.37	23.85		
1.4	3	3		23.20	23.97	23.03		
1.4	6	0		22.89	22.58	22.91		
1.4	1	0	16-QAM	23.31	22.67	23.26	19.60	0.0912
1.4	1	3		23.08	22.55	23.22		
1.4	1	5		22.53	23.32	22.24		
1.4	3	0		23.29	22.71	23.19		
1.4	3	1		23.05	22.64	23.25		
1.4	3	3		22.49	23.32	22.19		
1.4	6	0		21.99	21.67	21.94		
1.4	1	0	64-QAM	22.25	21.74	22.12	18.53	0.0713
1.4	1	3		22.18	21.67	22.25		
1.4	1	5		21.63	22.25	21.27		
1.4	3	0		22.22	21.64	22.11		
1.4	3	1		22.21	21.69	22.22		
1.4	3	3		21.59	22.18	21.23		
1.4	6	0		21.10	20.89	20.93		
1.4	1	0	256-QAM	18.88	18.37	18.98	15.26	0.0336
1.4	1	3		18.92	18.55	18.88		
1.4	1	5		18.65	18.83	18.51		
1.4	3	0		18.94	18.33	18.98		
1.4	3	1		18.88	18.55	18.87		
1.4	3	3		18.58	18.84	18.57		
1.4	6	0		18.96	18.87	18.95		
Limit	ERP < 7W			Result			Pass	

LTE Band 7 Maximum Average Power [dBm] (GT - LC = -0.07 dB)								
BW [MHz]	RB Size	RB Offset	Mod	Lowest	Middle	Highest	EIRP (dBm)	EIRP (W)
20	1	0	QPSK	23.95	24.04	23.81	23.97	0.2495
20	1	49		23.89	24.03	23.80		
20	1	99		23.76	23.94	23.73		
20	50	0		22.88	23.11	22.85		
20	50	24		22.99	23.09	22.91		
20	50	50		23.02	23.08	22.84		
20	100	0		23.00	23.09	22.86		
20	1	0	16-QAM	23.11	23.27	23.16	23.30	0.2138
20	1	49		23.33	23.37	23.14		
20	1	99		23.26	23.33	23.07		
20	50	0		21.88	22.07	21.85		
20	50	24		22.01	22.08	21.93		
20	50	50		22.03	22.09	21.82		
20	100	0		21.98	22.07	21.88		
20	1	0	64-QAM	22.09	22.10	21.99	22.19	0.1656
20	1	49		22.07	22.22	22.04		
20	1	99		22.08	22.26	22.01		
20	50	0		20.86	21.06	20.87		
20	50	24		21.04	21.11	20.92		
20	50	50		21.03	21.05	20.82		
20	100	0		21.01	21.05	20.88		
20	1	0	256-QAM	18.71	18.92	18.82	18.99	0.0793
20	1	49		18.88	19.06	18.73		
20	1	99		18.86	18.98	18.69		
20	50	0		18.73	19.00	18.87		
20	50	24		18.89	18.95	18.89		
20	50	50		18.85	18.99	18.71		
20	100	0		19.01	18.94	18.87		
Limit	EIRP < 2W			Result			Pass	

LTE Band 7 Maximum Average Power [dBm] (GT - LC = -0.07 dB)								
BW [MHz]	RB Size	RB Offset	Mod	Lowest	Middle	Highest	EIRP (dBm)	EIRP (W)
15	1	0	QPSK	23.90	23.96	23.75	23.93	0.2472
15	1	37		23.86	24.00	23.70		
15	1	74		23.68	23.86	23.72		
15	36	0		22.87	23.08	22.77		
15	36	20		22.92	23.00	22.90		
15	36	39		23.02	22.99	22.74		
15	75	0		22.97	23.00	22.85		
15	1	0	16-QAM	23.05	23.25	23.12	23.27	0.2123
15	1	37		23.26	23.34	23.08		
15	1	74		23.17	23.28	23.03		
15	36	0		21.87	22.02	21.79		
15	36	20		21.99	22.06	21.87		
15	36	39		22.03	22.03	21.81		
15	75	0		21.96	22.05	21.87		
15	1	0	64-QAM	22.08	22.09	21.98	22.19	0.1656
15	1	37		21.99	22.13	22.04		
15	1	74		22.01	22.26	21.92		
15	36	0		20.80	21.04	20.87		
15	36	20		21.03	21.06	20.90		
15	36	39		21.00	21.04	20.75		
15	75	0		20.96	21.03	20.88		
15	1	0	256-QAM	18.68	18.91	18.75	18.94	0.0783
15	1	37		18.81	19.01	18.73		
15	1	74		18.82	18.97	18.64		
15	36	0		18.73	18.90	18.77		
15	36	20		18.80	18.88	18.89		
15	36	39		18.75	18.94	18.63		
15	75	0		18.95	18.94	18.83		
Limit	EIRP < 2W			Result			Pass	

LTE Band 7 Maximum Average Power [dBm] (GT - LC = -0.07 dB)								
BW [MHz]	RB Size	RB Offset	Mod	Lowest	Middle	Highest	EIRP (dBm)	EIRP (W)
10	1	0	QPSK	23.81	23.94	23.68	23.92	0.2466
10	1	25		23.85	23.99	23.69		
10	1	49		23.66	23.83	23.70		
10	25	0		22.84	22.99	22.72		
10	25	12		22.88	22.90	22.81		
10	25	25		22.92	22.89	22.68		
10	50	0		22.93	22.91	22.77		
10	1	0	16-QAM	23.05	23.23	23.02	23.24	0.2109
10	1	25		23.21	23.31	23.04		
10	1	49		23.07	23.27	23.00		
10	25	0		21.81	21.94	21.70		
10	25	12		21.94	22.06	21.79		
10	25	25		21.93	22.00	21.77		
10	50	0		21.90	21.98	21.79		
10	1	0	64-QAM	22.05	22.01	21.98	22.18	0.1652
10	1	25		21.97	22.06	21.97		
10	1	49		21.98	22.25	21.90		
10	25	0		20.70	21.03	20.82		
10	25	12		21.00	21.05	20.86		
10	25	25		20.90	20.95	20.67		
10	50	0		20.89	20.96	20.88		
10	1	0	256-QAM	18.60	18.86	18.74	18.88	0.0773
10	1	25		18.73	18.95	18.70		
10	1	49		18.81	18.93	18.59		
10	25	0		18.63	18.80	18.74		
10	25	12		18.75	18.84	18.85		
10	25	25		18.73	18.86	18.54		
10	50	0		18.88	18.89	18.74		
Limit	EIRP < 2W			Result			Pass	

LTE Band 7 Maximum Average Power [dBm] (GT - LC = -0.07 dB)								
BW [MHz]	RB Size	RB Offset	Mod	Lowest	Middle	Highest	EIRP (dBm)	EIRP (W)
5	1	0	QPSK	23.84	23.91	23.67	23.84	0.2421
5	1	12		23.84	23.91	23.66		
5	1	24		23.68	23.76	23.62		
5	12	0		22.81	23.08	22.70		
5	12	7		22.82	22.91	22.89		
5	12	13		22.99	22.92	22.70		
5	25	0		22.94	23.00	22.81		
5	1	0	16-QAM	23.05	23.19	23.03	23.20	0.2089
5	1	12		23.16	23.25	22.98		
5	1	24		23.12	23.27	22.93		
5	12	0		21.83	21.97	21.70		
5	12	7		21.90	21.99	21.77		
5	12	13		22.00	21.97	21.74		
5	25	0		21.86	21.95	21.84		
5	1	0	64-QAM	22.00	22.04	21.93	22.17	0.1648
5	1	12		21.89	22.09	21.99		
5	1	24		21.95	22.24	21.88		
5	12	0		20.77	21.00	20.78		
5	12	7		20.97	21.03	20.84		
5	12	13		20.97	21.02	20.74		
5	25	0		20.93	20.98	20.83		
5	1	0	256-QAM	18.61	18.89	18.73	18.91	0.0778
5	1	12		18.74	18.98	18.70		
5	1	24		18.74	18.95	18.64		
5	12	0		18.70	18.86	18.73		
5	12	7		18.79	18.79	18.81		
5	12	13		18.69	18.92	18.63		
5	25	0		18.89	18.86	18.77		
Limit	EIRP < 2W			Result			Pass	

LTE Band 12 Maximum Average Power [dBm] (GT - LC = -8.34 dB)								
BW [MHz]	RB Size	RB Offset	Mod	Lowest	Middle	Highest	ERP (dBm)	ERP (W)
10	1	0	QPSK	24.29	24.35	24.25	13.86	0.0243
10	1	25		24.27	24.29	24.18		
10	1	49		24.23	24.19	24.17		
10	25	0		23.24	23.41	23.21		
10	25	12		23.37	23.31	23.32		
10	25	25		23.38	23.34	23.28		
10	50	0		23.35	23.31	23.21		
10	1	0	16-QAM	23.53	23.47	23.50	13.17	0.0207
10	1	25		23.52	23.66	23.57		
10	1	49		23.58	23.59	23.36		
10	25	0		22.25	22.27	22.23		
10	25	12		22.36	22.36	22.33		
10	25	25		22.37	22.40	22.30		
10	50	0		22.35	22.32	22.25		
10	1	0	64-QAM	22.42	22.48	22.44	12.12	0.0163
10	1	25		22.49	22.61	22.47		
10	1	49		22.43	22.49	22.41		
10	25	0		21.24	21.29	21.21		
10	25	12		21.37	21.34	21.32		
10	25	25		21.37	21.41	21.27		
10	50	0		21.36	21.31	21.23		
10	1	0	256-QAM	19.10	19.28	19.10	8.88	0.0077
10	1	25		19.37	19.28	19.16		
10	1	49		19.37	19.37	19.20		
10	25	0		19.17	19.23	19.03		
10	25	12		19.23	19.25	19.28		
10	25	25		19.20	19.22	19.21		
10	50	0		19.22	19.30	19.21		
Limit	ERP < 3W			Result			Pass	

LTE Band 12 Maximum Average Power [dBm] (GT - LC = -8.34 dB)								
BW [MHz]	RB Size	RB Offset	Mod	Lowest	Middle	Highest	ERP (dBm)	ERP (W)
5	1	0	QPSK	24.20	24.30	24.22	13.81	0.0240
5	1	12		24.22	24.21	24.12		
5	1	24		24.16	24.12	24.12		
5	12	0		23.16	23.32	23.15		
5	12	7		23.31	23.21	23.32		
5	12	13		23.30	23.34	23.27		
5	25	0		23.32	23.21	23.16		
5	1	0	16-QAM	23.48	23.43	23.41	13.10	0.0204
5	1	12		23.42	23.59	23.56		
5	1	24		23.51	23.56	23.32		
5	12	0		22.25	22.25	22.13		
5	12	7		22.30	22.26	22.32		
5	12	13		22.33	22.40	22.29		
5	25	0		22.30	22.29	22.15		
5	1	0	64-QAM	22.39	22.39	22.43	12.03	0.0160
5	1	12		22.45	22.52	22.44		
5	1	24		22.37	22.41	22.39		
5	12	0		21.23	21.19	21.11		
5	12	7		21.37	21.34	21.27		
5	12	13		21.37	21.41	21.24		
5	25	0		21.31	21.30	21.21		
5	1	0	256-QAM	19.10	19.20	19.03	8.85	0.0077
5	1	12		19.34	19.22	19.07		
5	1	24		19.30	19.28	19.10		
5	12	0		19.10	19.16	18.99		
5	12	7		19.21	19.19	19.24		
5	12	13		19.12	19.12	19.18		
5	25	0		19.14	19.23	19.18		
Limit	ERP < 3W			Result			Pass	

LTE Band 12 Maximum Average Power [dBm] (GT - LC = -8.34 dB)								
BW [MHz]	RB Size	RB Offset	Mod	Lowest	Middle	Highest	ERP (dBm)	ERP (W)
3	1	0	QPSK	24.15	24.30	24.16	13.81	0.0240
3	1	8		24.14	24.12	24.10		
3	1	14		24.08	24.12	24.03		
3	8	0		23.07	23.22	23.14		
3	8	4		23.27	23.16	23.24		
3	8	7		23.26	23.33	23.25		
3	15	0		23.28	23.12	23.09		
3	1	0	16-QAM	23.46	23.35	23.36	13.08	0.0203
3	1	8		23.42	23.57	23.52		
3	1	14		23.41	23.49	23.27		
3	8	0		22.21	22.19	22.13		
3	8	4		22.20	22.16	22.31		
3	8	7		22.27	22.31	22.23		
3	15	0		22.24	22.20	22.15		
3	1	0	64-QAM	22.37	22.30	22.34	12.03	0.0160
3	1	8		22.43	22.52	22.34		
3	1	14		22.29	22.35	22.34		
3	8	0		21.18	21.12	21.10		
3	8	4		21.27	21.26	21.19		
3	8	7		21.28	21.32	21.17		
3	15	0		21.25	21.24	21.13		
3	1	0	256-QAM	19.02	19.15	18.96	8.81	0.0076
3	1	8		19.30	19.19	19.00		
3	1	14		19.24	19.25	19.06		
3	8	0		19.07	19.13	18.93		
3	8	4		19.16	19.14	19.15		
3	8	7		19.09	19.12	19.11		
3	15	0		19.13	19.20	19.08		
Limit	ERP < 3W			Result			Pass	

LTE Band 12 Maximum Average Power [dBm] (GT - LC = -8.34 dB)								
BW [MHz]	RB Size	RB Offset	Mod	Lowest	Middle	Highest	ERP (dBm)	ERP (W)
1.4	1	0	QPSK	24.15	24.27	24.10	13.79	0.0239
1.4	1	3		24.10	24.06	24.04		
1.4	1	5		24.04	24.06	24.01		
1.4	3	0		24.10	24.28	24.07		
1.4	3	1		24.13	24.02	24.01		
1.4	3	3		24.03	24.08	23.96		
1.4	6	0		23.20	23.03	23.01		
1.4	1	0	16-QAM	23.40	23.34	23.32	13.03	0.0201
1.4	1	3		23.37	23.51	23.52		
1.4	1	5		23.33	23.45	23.19		
1.4	3	0		23.41	23.34	23.28		
1.4	3	1		23.35	23.51	23.44		
1.4	3	3		23.40	23.45	23.21		
1.4	6	0		22.23	22.18	22.10		
1.4	1	0	64-QAM	22.34	22.22	22.26	12.00	0.0158
1.4	1	3		22.39	22.49	22.25		
1.4	1	5		22.22	22.30	22.29		
1.4	3	0		22.30	22.22	22.28		
1.4	3	1		22.36	22.43	22.28		
1.4	3	3		22.28	22.28	22.31		
1.4	6	0		21.22	21.15	21.13		
1.4	1	0	256-QAM	19.00	19.05	18.87	8.78	0.0076
1.4	1	3		19.27	19.15	18.94		
1.4	1	5		19.19	19.15	18.97		
1.4	3	0		18.93	19.11	18.91		
1.4	3	1		19.26	19.11	18.94		
1.4	3	3		19.15	19.20	19.06		
1.4	6	0		19.10	19.16	18.98		
Limit	ERP < 3W			Result			Pass	

LTE Band 17 Maximum Average Power [dBm] (GT - LC = -8.34 dB)								
BW [MHz]	RB Size	RB Offset	Mod	Lowest	Middle	Highest	ERP (dBm)	ERP (W)
10	1	0	QPSK	24.26	24.24	24.23	13.77	0.0238
10	1	25		24.15	24.13	24.20		
10	1	49		24.12	24.04	24.14		
10	25	0		23.27	23.17	23.19		
10	25	12		23.20	23.24	23.22		
10	25	25		23.16	23.17	23.17		
10	50	0		23.18	23.20	23.19		
10	1	0	16-QAM	23.41	23.36	23.50	13.14	0.0206
10	1	25		23.56	23.60	23.63		
10	1	49		23.50	23.36	23.39		
10	25	0		22.18	22.19	22.19		
10	25	12		22.25	22.20	22.21		
10	25	25		22.28	22.21	22.21		
10	50	0		22.19	22.21	22.24		
10	1	0	64-QAM	22.33	22.31	22.41	12.01	0.0159
10	1	25		22.40	22.50	22.49		
10	1	49		22.37	22.35	22.41		
10	25	0		21.21	21.18	21.19		
10	25	12		21.22	21.26	21.24		
10	25	25		21.30	21.21	21.19		
10	50	0		21.20	21.21	21.22		
10	1	0	256-QAM	19.06	19.15	19.10	8.76	0.0075
10	1	25		19.22	19.08	19.09		
10	1	49		19.15	19.09	19.04		
10	25	0		19.12	19.02	19.09		
10	25	12		19.20	19.13	19.15		
10	25	25		19.25	19.03	19.08		
10	50	0		19.17	19.09	19.07		
Limit	ERP < 3W			Result			Pass	

LTE Band 17 Maximum Average Power [dBm] (GT - LC = -8.34 dB)								
BW [MHz]	RB Size	RB Offset	Mod	Lowest	Middle	Highest	ERP (dBm)	ERP (W)
5	1	0	QPSK	24.18	24.16	24.19	13.70	0.0234
5	1	12		24.12	24.11	24.16		
5	1	24		24.04	23.96	24.04		
5	12	0		23.22	23.08	23.12		
5	12	7		23.10	23.23	23.17		
5	12	13		23.08	23.17	23.17		
5	25	0		23.13	23.10	23.17		
5	1	0	16-QAM	23.39	23.28	23.43	13.12	0.0205
5	1	12		23.48	23.54	23.61		
5	1	24		23.42	23.28	23.31		
5	12	0		22.11	22.12	22.12		
5	12	7		22.20	22.19	22.15		
5	12	13		22.21	22.11	22.16		
5	25	0		22.19	22.12	22.16		
5	1	0	64-QAM	22.31	22.27	22.37	11.92	0.0156
5	1	12		22.33	22.40	22.41		
5	1	24		22.28	22.28	22.31		
5	12	0		21.11	21.16	21.12		
5	12	7		21.12	21.25	21.14		
5	12	13		21.30	21.15	21.12		
5	25	0		21.12	21.21	21.13		
5	1	0	256-QAM	19.01	19.11	19.05	8.69	0.0074
5	1	12		19.16	19.03	19.07		
5	1	24		19.06	19.08	18.94		
5	12	0		19.02	19.00	19.02		
5	12	7		19.15	19.11	19.13		
5	12	13		19.18	19.00	19.01		
5	25	0		19.16	19.05	19.04		
Limit	ERP < 3W			Result			Pass	

LTE Band 26 (Part22H) Maximum Average Power [dBm] (GT - LC = -0.99 dB)								
BW [MHz]	RB Size	RB Offset	Mod	Lowest	Middle	Highest	ERP (dBm)	ERP (W)
15	1	0	QPSK	23.75	23.86	23.67	20.72	0.1180
15	1	37		23.44	23.01	23.66		
15	1	74		23.26	23.45	22.97		
15	36	0		22.90	23.36	22.71		
15	36	20		22.63	22.20	22.73		
15	36	39		22.38	22.77	22.42		
15	75	0		22.65	22.59	22.73		
15	1	0	16-QAM	23.09	22.82	22.95	19.95	0.0989
15	1	37		22.79	22.48	22.98		
15	1	74		22.63	23.06	22.29		
15	36	0		21.89	21.35	21.72		
15	36	20		21.73	21.46	21.73		
15	36	39		21.45	21.83	21.53		
15	75	0		21.73	21.91	21.70		
15	1	0	64-QAM	22.10	22.01	21.96	19.03	0.0800
15	1	37		21.79	21.53	21.89		
15	1	74		21.57	22.17	21.33		
15	36	0		20.89	20.68	20.69		
15	36	20		20.77	20.56	20.74		
15	36	39		20.49	20.89	20.60		
15	75	0		20.79	20.90	20.73		
15	1	0	256-QAM	18.73	18.42	18.49	15.72	0.0373
15	1	37		18.69	18.14	18.69		
15	1	74		18.44	18.82	18.58		
15	36	0		18.78	18.21	18.52		
15	36	20		18.76	18.35	18.72		
15	36	39		18.42	18.86	18.59		
15	75	0		18.73	18.76	18.68		
Limit	ERP < 7W			Result			Pass	

LTE Band 26 (Part22H) Maximum Average Power [dBm] (GT - LC = -0.99 dB)								
BW [MHz]	RB Size	RB Offset	Mod	Lowest	Middle	Highest	ERP (dBm)	ERP (W)
10	1	0	QPSK	23.73	23.59	23.63	20.59	0.1146
10	1	25		23.20	23.43	23.60		
10	1	49		23.33	23.25	22.89		
10	25	0		23.07	22.76	22.63		
10	25	12		22.45	22.62	22.73		
10	25	25		22.78	22.36	22.41		
10	50	0		22.56	22.68	22.63		
10	1	0	16-QAM	22.58	23.00	22.86	19.98	0.0995
10	1	25		22.53	22.87	22.89		
10	1	49		23.12	22.59	22.19		
10	25	0		21.33	21.71	21.67		
10	25	12		21.55	21.63	21.66		
10	25	25		21.93	21.44	21.51		
10	50	0		21.76	21.78	21.67		
10	1	0	64-QAM	21.86	22.07	21.93	19.01	0.0796
10	1	25		21.35	21.79	21.85		
10	1	49		22.15	21.53	21.27		
10	25	0		20.38	20.86	20.66		
10	25	12		20.49	20.85	20.74		
10	25	25		20.82	20.39	20.60		
10	50	0		20.84	20.67	20.69		
10	1	0	256-QAM	18.38	18.62	18.40	15.83	0.0383
10	1	25		18.20	18.68	18.65		
10	1	49		18.97	18.37	18.50		
10	25	0		18.37	18.84	18.52		
10	25	12		18.23	18.73	18.66		
10	25	25		18.56	18.39	18.55		
10	50	0		18.56	18.67	18.68		
Limit	ERP < 7W			Result			Pass	

LTE Band 26 (Part22H) Maximum Average Power [dBm] (GT - LC = -0.99 dB)								
BW [MHz]	RB Size	RB Offset	Mod	Lowest	Middle	Highest	ERP (dBm)	ERP (W)
5	1	0	QPSK	23.69	23.53	23.55	20.55	0.1135
5	1	12		23.08	23.22	23.50		
5	1	24		23.30	23.15	22.85		
5	12	0		22.99	22.88	22.54		
5	12	7		22.43	22.59	22.64		
5	12	13		22.64	22.35	22.31		
5	25	0		22.58	22.66	22.57		
5	1	0	16-QAM	22.47	22.92	22.85	19.79	0.0953
5	1	12		22.53	22.76	22.81		
5	1	24		22.93	22.54	22.18		
5	12	0		21.27	21.70	21.63		
5	12	7		21.36	21.61	21.64		
5	12	13		21.77	21.24	21.47		
5	25	0		21.53	21.55	21.58		
5	1	0	64-QAM	21.75	22.11	21.89	19.02	0.0798
5	1	12		21.51	21.61	21.82		
5	1	24		22.16	21.54	21.18		
5	12	0		20.41	20.72	20.60		
5	12	7		20.53	20.66	20.68		
5	12	13		20.75	20.35	20.57		
5	25	0		20.80	20.68	20.61		
5	1	0	256-QAM	18.31	18.54	18.37	15.74	0.0375
5	1	12		18.18	18.61	18.57		
5	1	24		18.88	18.37	18.47		
5	12	0		18.33	18.74	18.44		
5	12	7		18.30	18.82	18.58		
5	12	13		18.72	18.35	18.46		
5	25	0		18.52	18.76	18.63		
Limit	ERP < 7W			Result			Pass	

LTE Band 26 (Part22H) Maximum Average Power [dBm] (GT - LC = -0.99 dB)								
BW [MHz]	RB Size	RB Offset	Mod	Lowest	Middle	Highest	ERP (dBm)	ERP (W)
3	1	0	QPSK	23.69	23.56	23.50	20.55	0.1135
3	1	8		23.18	23.31	23.41		
3	1	14		23.28	23.17	22.78		
3	8	0		23.01	22.77	22.50		
3	8	4		22.41	22.52	22.58		
3	8	7		22.62	22.25	22.30		
3	15	0		22.34	22.53	22.51		
3	1	0	16-QAM	22.43	22.87	22.83	19.81	0.0957
3	1	8		22.52	22.76	22.72		
3	1	14		22.95	22.42	22.12		
3	8	0		21.34	21.60	21.60		
3	8	4		21.24	21.59	21.54		
3	8	7		21.62	21.29	21.37		
3	15	0		21.50	21.51	21.50		
3	1	0	64-QAM	21.78	21.93	21.83	18.85	0.0767
3	1	8		21.29	21.57	21.74		
3	1	14		21.99	21.32	21.13		
3	8	0		20.38	20.66	20.55		
3	8	4		20.40	20.66	20.59		
3	8	7		20.73	20.26	20.47		
3	15	0		20.63	20.74	20.59		
3	1	0	256-QAM	18.24	18.53	18.33	15.66	0.0368
3	1	8		18.20	18.41	18.52		
3	1	14		18.80	18.32	18.44		
3	8	0		18.29	18.74	18.39		
3	8	4		18.32	18.79	18.53		
3	8	7		18.63	18.28	18.38		
3	15	0		18.54	18.67	18.56		
Limit	ERP < 7W			Result			Pass	

LTE Band 26 (Part22H) Maximum Average Power [dBm] (GT - LC = -0.99 dB)								
BW [MHz]	RB Size	RB Offset	Mod	Lowest	Middle	Highest	ERP (dBm)	ERP (W)
1.4	1	0	QPSK	23.68	23.67	23.53	20.54	0.1132
1.4	1	3		23.18	23.22	23.45		
1.4	1	5		23.22	23.16	22.83		
1.4	3	0		23.63	23.49	23.53		
1.4	3	1		23.09	23.30	23.45		
1.4	3	3		23.13	23.23	22.81		
1.4	6	0		22.54	22.54	22.56		
1.4	1	0	16-QAM	22.47	22.91	22.75	19.82	0.0959
1.4	1	3		22.45	22.58	22.77		
1.4	1	5		22.96	22.32	22.08		
1.4	3	0		22.41	22.79	22.78		
1.4	3	1		22.45	22.65	22.76		
1.4	3	3		22.83	22.34	22.18		
1.4	6	0		21.51	21.60	21.55		
1.4	1	0	64-QAM	21.62	21.93	21.83	18.91	0.0778
1.4	1	3		21.35	21.56	21.82		
1.4	1	5		21.97	21.38	21.14		
1.4	3	0		21.78	22.05	21.85		
1.4	3	1		21.39	21.72	21.77		
1.4	3	3		21.92	21.52	21.12		
1.4	6	0		20.56	20.62	20.57		
1.4	1	0	256-QAM	18.26	18.49	18.35	15.61	0.0364
1.4	1	3		18.15	18.43	18.56		
1.4	1	5		18.68	18.29	18.42		
1.4	3	0		18.14	18.43	18.31		
1.4	3	1		18.02	18.49	18.48		
1.4	3	3		18.75	18.23	18.41		
1.4	6	0		18.53	18.65	18.62		
Limit	ERP < 7W			Result			Pass	

LTE Band 38 Maximum Average Power [dBm] (GT - LC = 0.65 dB)								
BW [MHz]	RB Size	RB Offset	Mod	Lowest	Middle	Highest	EIRP (dBm)	EIRP (W)
20	1	0	QPSK	24.56	24.67	24.55	25.32	0.3404
20	1	49		24.59	24.57	24.63		
20	1	99		24.58	24.63	24.60		
20	50	0		22.67	22.57	22.64		
20	50	24		22.73	22.68	22.70		
20	50	50		22.76	22.72	22.80		
20	100	0		22.69	22.70	22.65		
20	1	0	16-QAM	23.49	23.56	23.56	24.35	0.2723
20	1	49		23.59	23.69	23.70		
20	1	99		23.66	23.65	23.63		
20	50	0		21.68	21.58	21.64		
20	50	24		21.74	21.71	21.69		
20	50	50		21.72	21.73	21.79		
20	100	0		21.69	21.71	21.66		
20	1	0	64-QAM	22.59	22.46	22.55	23.32	0.2148
20	1	49		22.55	22.52	22.60		
20	1	99		22.56	22.55	22.67		
20	50	0		21.67	21.58	21.63		
20	50	24		21.72	21.72	21.68		
20	50	50		21.73	21.72	21.81		
20	100	0		21.72	21.69	21.67		
20	1	0	256-QAM	19.56	19.52	19.49	20.45	0.1109
20	1	49		19.58	19.71	19.57		
20	1	99		19.62	19.61	19.63		
20	50	0		19.55	19.50	19.55		
20	50	24		19.56	19.65	19.63		
20	50	50		19.64	19.53	19.80		
20	100	0		19.56	19.57	19.57		
Limit	EIRP < 2W			Result			Pass	

LTE Band 38 Maximum Average Power [dBm] (GT - LC = 0.65 dB)								
BW [MHz]	RB Size	RB Offset	Mod	Lowest	Middle	Highest	EIRP (dBm)	EIRP (W)
15	1	0	QPSK	24.55	24.66	24.47	25.31	0.3396
15	1	37		24.54	24.51	24.58		
15	1	74		24.53	24.57	24.51		
15	36	0		22.65	22.47	22.54		
15	36	20		22.69	22.63	22.70		
15	36	39		22.67	22.64	22.80		
15	75	0		22.64	22.65	22.55		
15	1	0	16-QAM	23.45	23.56	23.48	24.33	0.2710
15	1	37		23.50	23.61	23.68		
15	1	74		23.62	23.63	23.54		
15	36	0		21.61	21.51	21.58		
15	36	20		21.70	21.63	21.60		
15	36	39		21.71	21.72	21.79		
15	75	0		21.65	21.63	21.56		
15	1	0	64-QAM	22.53	22.46	22.48	23.27	0.2123
15	1	37		22.52	22.49	22.58		
15	1	74		22.49	22.47	22.62		
15	36	0		21.67	21.50	21.58		
15	36	20		21.68	21.68	21.61		
15	36	39		21.72	21.66	21.79		
15	75	0		21.68	21.68	21.65		
15	1	0	256-QAM	19.55	19.51	19.46	20.40	0.1096
15	1	37		19.49	19.67	19.47		
15	1	74		19.57	19.54	19.56		
15	36	0		19.50	19.41	19.52		
15	36	20		19.48	19.59	19.59		
15	36	39		19.56	19.53	19.75		
15	75	0		19.50	19.51	19.52		
Limit	EIRP < 2W			Result			Pass	

LTE Band 38 Maximum Average Power [dBm] (GT - LC = 0.65 dB)								
BW [MHz]	RB Size	RB Offset	Mod	Lowest	Middle	Highest	EIRP (dBm)	EIRP (W)
10	1	0	QPSK	24.47	24.63	24.43	25.28	0.3373
10	1	25		24.44	24.46	24.54		
10	1	49		24.46	24.48	24.48		
10	25	0		22.55	22.38	22.49		
10	25	12		22.59	22.63	22.65		
10	25	25		22.59	22.60	22.70		
10	50	0		22.61	22.55	22.45		
10	1	0	16-QAM	23.38	23.53	23.43	24.26	0.2667
10	1	25		23.47	23.52	23.61		
10	1	49		23.56	23.54	23.48		
10	25	0		21.58	21.48	21.48		
10	25	12		21.65	21.59	21.57		
10	25	25		21.66	21.67	21.70		
10	50	0		21.63	21.58	21.53		
10	1	0	64-QAM	22.52	22.37	22.45	23.24	0.2109
10	1	25		22.46	22.41	22.52		
10	1	49		22.41	22.46	22.59		
10	25	0		21.63	21.49	21.54		
10	25	12		21.60	21.64	21.52		
10	25	25		21.71	21.65	21.74		
10	50	0		21.62	21.60	21.57		
10	1	0	256-QAM	19.50	19.46	19.36	20.33	0.1079
10	1	25		19.49	19.62	19.42		
10	1	49		19.56	19.51	19.55		
10	25	0		19.47	19.41	19.45		
10	25	12		19.38	19.59	19.58		
10	25	25		19.52	19.50	19.68		
10	50	0		19.44	19.45	19.45		
Limit	EIRP < 2W			Result			Pass	

LTE Band 38 Maximum Average Power [dBm] (GT - LC = 0.65 dB)								
BW [MHz]	RB Size	RB Offset	Mod	Lowest	Middle	Highest	EIRP (dBm)	EIRP (W)
5	1	0	QPSK	24.46	24.53	24.35	25.19	0.3304
5	1	12		24.41	24.45	24.54		
5	1	24		24.40	24.47	24.46		
5	12	0		22.49	22.34	22.41		
5	12	7		22.51	22.53	22.61		
5	12	13		22.56	22.54	22.66		
5	25	0		22.53	22.46	22.44		
5	1	0	16-QAM	23.35	23.45	23.34	24.19	0.2624
5	1	12		23.38	23.42	23.54		
5	1	24		23.50	23.50	23.44		
5	12	0		21.50	21.41	21.45		
5	12	7		21.57	21.50	21.49		
5	12	13		21.63	21.59	21.69		
5	25	0		21.62	21.55	21.53		
5	1	0	64-QAM	22.48	22.37	22.40	23.22	0.2099
5	1	12		22.36	22.36	22.44		
5	1	24		22.32	22.45	22.57		
5	12	0		21.59	21.40	21.53		
5	12	7		21.60	21.55	21.52		
5	12	13		21.67	21.64	21.71		
5	25	0		21.61	21.52	21.50		
5	1	0	256-QAM	19.47	19.40	19.34	20.25	0.1059
5	1	12		19.45	19.60	19.42		
5	1	24		19.53	19.48	19.53		
5	12	0		19.42	19.32	19.37		
5	12	7		19.34	19.54	19.56		
5	12	13		19.48	19.46	19.58		
5	25	0		19.43	19.41	19.37		
Limit	EIRP < 2W			Result			Pass	

LTE Band 41(HPUE) Maximum Average Power [dBm] (GT - LC = 1.22 dB)								
BW [MHz]	RB Size	RB Offset	Mod	Lowest	Middle	Highest	EIRP (dBm)	EIRP (W)
20	1	0	QPSK	27.00	26.82	25.96	28.22	0.6637
20	1	49		26.96	26.70	25.92		
20	1	99		26.94	26.63	25.84		
20	50	0		25.94	25.54	24.91		
20	50	24		25.95	25.58	24.88		
20	50	50		25.86	25.69	24.93		
20	100	0		25.90	25.58	24.93		
20	1	0	16-QAM	25.84	25.74	25.25	27.21	0.5260
20	1	49		25.93	25.82	25.04		
20	1	99		25.91	25.99	25.26		
20	50	0		24.74	24.50	24.01		
20	50	24		24.74	24.55	23.97		
20	50	50		24.66	24.67	24.05		
20	100	0		24.70	24.53	24.04		
20	1	0	64-QAM	25.00	24.82	24.36	26.22	0.4188
20	1	49		24.99	24.79	24.06		
20	1	99		24.70	24.89	24.30		
20	50	0		23.89	23.54	23.07		
20	50	24		23.91	23.57	23.05		
20	50	50		23.80	23.66	23.13		
20	100	0		23.88	23.53	23.12		
20	1	0	256-QAM	21.85	21.44	21.01	23.11	0.2046
20	1	49		21.85	21.43	20.90		
20	1	99		21.69	21.58	21.09		
20	50	0		21.85	21.54	21.01		
20	50	24		21.89	21.41	20.85		
20	50	50		21.62	21.64	20.93		
20	100	0		21.85	21.53	21.04		
Limit	EIRP < 2W			Result			Pass	

LTE Band 41(HPUE) Maximum Average Power [dBm] (GT - LC = 1.22 dB)								
BW [MHz]	RB Size	RB Offset	Mod	Lowest	Middle	Highest	EIRP (dBm)	EIRP (W)
15	1	0	QPSK	26.97	26.78	25.88	28.19	0.6592
15	1	37		26.93	26.65	25.89		
15	1	74		26.92	26.61	25.76		
15	36	0		25.90	25.44	24.88		
15	36	20		25.88	25.58	24.82		
15	36	39		25.79	25.61	24.83		
15	75	0		25.86	25.56	24.85		
15	1	0	16-QAM	25.80	25.65	25.20	27.14	0.5176
15	1	37		25.85	25.75	24.94		
15	1	74		25.89	25.92	25.23		
15	36	0		24.73	24.45	23.92		
15	36	20		24.65	24.47	23.91		
15	36	39		24.57	24.67	23.99		
15	75	0		24.68	24.47	23.98		
15	1	0	64-QAM	25.00	24.80	24.34	26.22	0.4188
15	1	37		24.91	24.71	24.03		
15	1	74		24.62	24.81	24.24		
15	36	0		23.79	23.45	23.04		
15	36	20		23.91	23.49	23.05		
15	36	39		23.72	23.60	23.09		
15	75	0		23.88	23.49	23.05		
15	1	0	256-QAM	21.75	21.41	21.01	23.09	0.2037
15	1	37		21.76	21.35	20.85		
15	1	74		21.67	21.49	21.08		
15	36	0		21.80	21.51	20.96		
15	36	20		21.87	21.41	20.85		
15	36	39		21.60	21.57	20.84		
15	75	0		21.82	21.53	20.96		
Limit	EIRP < 2W			Result			Pass	

LTE Band 41(HPUE) Maximum Average Power [dBm] (GT - LC = 1.22 dB)								
BW [MHz]	RB Size	RB Offset	Mod	Lowest	Middle	Highest	EIRP (dBm)	EIRP (W)
10	1	0	QPSK	26.89	26.71	25.79	28.12	0.6486
10	1	25		26.90	26.55	25.79		
10	1	49		26.85	26.56	25.67		
10	25	0		25.85	25.38	24.86		
10	25	12		25.86	25.56	24.80		
10	25	25		25.78	25.51	24.73		
10	50	0		25.82	25.50	24.81		
10	1	0	16-QAM	25.75	25.59	25.11	27.05	0.5070
10	1	25		25.78	25.74	24.86		
10	1	49		25.82	25.83	25.13		
10	25	0		24.70	24.45	23.88		
10	25	12		24.63	24.47	23.83		
10	25	25		24.55	24.62	23.99		
10	50	0		24.63	24.47	23.96		
10	1	0	64-QAM	24.91	24.77	24.28	26.13	0.4102
10	1	25		24.81	24.62	24.00		
10	1	49		24.59	24.78	24.24		
10	25	0		23.73	23.35	22.95		
10	25	12		23.90	23.48	23.03		
10	25	25		23.64	23.60	23.09		
10	50	0		23.84	23.47	22.98		
10	1	0	256-QAM	21.72	21.32	20.98	23.04	0.2014
10	1	25		21.66	21.28	20.77		
10	1	49		21.60	21.40	21.01		
10	25	0		21.75	21.50	20.91		
10	25	12		21.78	21.41	20.80		
10	25	25		21.54	21.52	20.75		
10	50	0		21.82	21.44	20.92		
Limit	EIRP < 2W			Result			Pass	

LTE Band 41(HPUE) Maximum Average Power [dBm] (GT - LC = 1.22 dB)								
BW [MHz]	RB Size	RB Offset	Mod	Lowest	Middle	Highest	EIRP (dBm)	EIRP (W)
5	1	0	QPSK	26.85	26.72	25.82	28.09	0.6442
5	1	12		26.87	26.59	25.74		
5	1	24		26.84	26.57	25.61		
5	12	0		25.77	25.34	24.81		
5	12	7		25.74	25.50	24.73		
5	12	13		25.68	25.55	24.68		
5	25	0		25.85	25.41	24.68		
5	1	0	16-QAM	25.71	25.57	25.16	27.10	0.5129
5	1	12		25.69	25.74	24.86		
5	1	24		25.74	25.88	25.12		
5	12	0		24.62	24.34	23.75		
5	12	7		24.58	24.37	23.78		
5	12	13		24.47	24.52	23.81		
5	25	0		24.58	24.40	23.83		
5	1	0	64-QAM	24.87	24.72	24.28	26.09	0.4064
5	1	12		24.77	24.68	23.89		
5	1	24		24.49	24.75	24.10		
5	12	0		23.64	23.40	22.94		
5	12	7		23.80	23.39	22.92		
5	12	13		23.63	23.53	22.98		
5	25	0		23.80	23.36	22.98		
5	1	0	256-QAM	21.62	21.38	20.95	22.98	0.1986
5	1	12		21.62	21.32	20.82		
5	1	24		21.61	21.43	21.04		
5	12	0		21.76	21.46	20.84		
5	12	7		21.71	21.31	20.81		
5	12	13		21.53	21.47	20.64		
5	25	0		21.72	21.43	20.78		
Limit	EIRP < 2W			Result			Pass	

LTE Band 66 Maximum Average Power [dBm] (GT - LC = 0.24 dB)								
BW [MHz]	RB Size	RB Offset	Mod	Lowest	Middle	Highest	EIRP (dBm)	EIRP (W)
20	1	0	QPSK	23.84	24.07	24.18	24.42	0.2767
20	1	49		23.82	24.05	24.12		
20	1	99		23.77	24.03	23.96		
20	50	0		22.79	23.09	23.28		
20	50	24		22.88	23.08	23.25		
20	50	50		22.88	23.12	23.21		
20	100	0		22.86	23.07	23.14		
20	1	0	16-QAM	23.21	23.33	23.48	23.72	0.2355
20	1	49		23.10	23.35	23.40		
20	1	99		23.20	23.27	23.33		
20	50	0		21.82	22.10	22.19		
20	50	24		21.90	22.07	22.24		
20	50	50		21.88	22.12	22.17		
20	100	0		21.85	22.06	22.12		
20	1	0	64-QAM	22.19	22.20	22.52	22.76	0.1888
20	1	49		22.06	22.33	22.47		
20	1	99		22.15	22.24	22.29		
20	50	0		20.80	21.07	21.20		
20	50	24		20.84	21.06	21.27		
20	50	50		20.84	21.11	21.20		
20	100	0		20.85	21.10	21.17		
20	1	0	256-QAM	18.75	18.97	19.11	19.41	0.0873
20	1	49		18.71	19.04	19.17		
20	1	99		18.78	19.05	19.10		
20	50	0		18.64	18.95	19.00		
20	50	24		18.64	18.99	19.11		
20	50	50		18.73	18.91	19.08		
20	100	0		18.76	19.00	19.13		
Limit	EIRP < 1W			Result			Pass	

LTE Band 66 Maximum Average Power [dBm] (GT - LC = 0.24 dB)								
BW [MHz]	RB Size	RB Offset	Mod	Lowest	Middle	Highest	EIRP (dBm)	EIRP (W)
15	1	0	QPSK	23.82	24.02	24.13	24.37	0.2735
15	1	37		23.82	24.02	24.05		
15	1	74		23.76	23.98	23.90		
15	36	0		22.72	23.00	23.18		
15	36	20		22.85	23.01	23.23		
15	36	39		22.87	23.12	23.14		
15	75	0		22.83	23.00	23.14		
15	1	0	16-QAM	23.13	23.32	23.44	23.68	0.2333
15	1	37		23.10	23.33	23.38		
15	1	74		23.18	23.27	23.24		
15	36	0		21.74	22.08	22.13		
15	36	20		21.82	22.03	22.18		
15	36	39		21.79	22.05	22.17		
15	75	0		21.85	21.96	22.05		
15	1	0	64-QAM	22.14	22.15	22.50	22.74	0.1879
15	1	37		21.98	22.23	22.42		
15	1	74		22.10	22.19	22.28		
15	36	0		20.79	21.05	21.15		
15	36	20		20.82	20.99	21.27		
15	36	39		20.79	21.09	21.15		
15	75	0		20.78	21.09	21.07		
15	1	0	256-QAM	18.68	18.95	19.11	19.36	0.0863
15	1	37		18.61	19.01	19.12		
15	1	74		18.74	18.99	19.08		
15	36	0		18.57	18.89	18.98		
15	36	20		18.61	18.93	19.10		
15	36	39		18.71	18.83	18.98		
15	75	0		18.69	18.93	19.06		
Limit	EIRP < 1W			Result			Pass	

LTE Band 66 Maximum Average Power [dBm] (GT - LC = 0.24 dB)								
BW [MHz]	RB Size	RB Offset	Mod	Lowest	Middle	Highest	EIRP (dBm)	EIRP (W)
10	1	0	QPSK	23.81	24.02	24.12	24.36	0.2729
10	1	25		23.78	23.99	24.05		
10	1	49		23.66	23.89	23.89		
10	25	0		22.66	22.99	23.14		
10	25	12		22.82	22.94	23.23		
10	25	25		22.77	23.10	23.14		
10	50	0		22.73	22.98	23.14		
10	1	0	16-QAM	23.07	23.29	23.40	23.64	0.2312
10	1	25		23.00	23.30	23.32		
10	1	49		23.12	23.25	23.16		
10	25	0		21.64	22.06	22.04		
10	25	12		21.73	21.97	22.14		
10	25	25		21.74	22.02	22.17		
10	50	0		21.79	21.90	22.00		
10	1	0	64-QAM	22.13	22.11	22.43	22.67	0.1849
10	1	25		21.90	22.21	22.34		
10	1	49		22.00	22.15	22.18		
10	25	0		20.77	20.98	21.07		
10	25	12		20.74	20.98	21.24		
10	25	25		20.75	21.08	21.11		
10	50	0		20.71	21.08	20.97		
10	1	0	256-QAM	18.63	18.90	19.09	19.33	0.0857
10	1	25		18.61	18.98	19.09		
10	1	49		18.66	18.91	19.05		
10	25	0		18.47	18.80	18.94		
10	25	12		18.55	18.87	19.00		
10	25	25		18.62	18.73	18.94		
10	50	0		18.69	18.89	19.02		
Limit	EIRP < 1W			Result			Pass	

LTE Band 66 Maximum Average Power [dBm] (GT - LC = 0.24 dB)								
BW [MHz]	RB Size	RB Offset	Mod	Lowest	Middle	Highest	EIRP (dBm)	EIRP (W)
5	1	0	QPSK	23.79	24.02	24.11	24.35	0.2723
5	1	12		23.69	23.96	24.02		
5	1	24		23.56	23.87	23.83		
5	12	0		22.58	22.89	23.12		
5	12	7		22.79	22.86	23.23		
5	12	13		22.71	23.02	23.13		
5	25	0		22.64	22.95	23.13		
5	1	0	16-QAM	23.01	23.23	23.30	23.54	0.2259
5	1	12		22.96	23.25	23.25		
5	1	24		23.12	23.16	23.14		
5	12	0		21.58	21.98	22.03		
5	12	7		21.63	21.88	22.09		
5	12	13		21.67	21.96	22.10		
5	25	0		21.72	21.82	21.95		
5	1	0	64-QAM	22.12	22.02	22.38	22.62	0.1828
5	1	12		21.89	22.14	22.33		
5	1	24		21.96	22.12	22.16		
5	12	0		20.75	20.95	20.99		
5	12	7		20.71	20.95	21.18		
5	12	13		20.66	21.02	21.05		
5	25	0		20.68	21.06	20.93		
5	1	0	256-QAM	18.57	18.84	19.03	19.31	0.0853
5	1	12		18.53	18.93	19.07		
5	1	24		18.57	18.84	19.04		
5	12	0		18.39	18.72	18.87		
5	12	7		18.45	18.79	18.95		
5	12	13		18.61	18.64	18.90		
5	25	0		18.60	18.80	18.96		
Limit	EIRP < 1W			Result			Pass	

LTE Band 66 Maximum Average Power [dBm] (GT - LC = 0.24 dB)								
BW [MHz]	RB Size	RB Offset	Mod	Lowest	Middle	Highest	EIRP (dBm)	EIRP (W)
3	1	0	QPSK	23.70	23.99	24.03	24.27	0.2673
3	1	8		23.61	23.90	23.96		
3	1	14		23.53	23.80	23.82		
3	8	0		22.58	22.81	23.04		
3	8	4		22.76	22.86	23.18		
3	8	7		22.67	23.00	23.10		
3	15	0		22.62	22.85	23.07		
3	1	0	16-QAM	22.94	23.15	23.24	23.48	0.2228
3	1	8		22.95	23.20	23.17		
3	1	14		23.07	23.16	23.12		
3	8	0		21.58	21.93	21.94		
3	8	4		21.59	21.78	22.03		
3	8	7		21.57	21.90	22.04		
3	15	0		21.67	21.76	21.94		
3	1	0	64-QAM	22.08	21.92	22.35	22.59	0.1816
3	1	8		21.83	22.12	22.25		
3	1	14		21.95	22.11	22.14		
3	8	0		20.72	20.95	20.91		
3	8	4		20.71	20.91	21.09		
3	8	7		20.64	20.98	21.05		
3	15	0		20.64	21.06	20.90		
3	1	0	256-QAM	18.54	18.76	18.94	19.25	0.0841
3	1	8		18.48	18.86	18.98		
3	1	14		18.56	18.84	19.01		
3	8	0		18.36	18.72	18.82		
3	8	4		18.42	18.75	18.91		
3	8	7		18.59	18.61	18.82		
3	15	0		18.52	18.72	18.92		
Limit	EIRP < 1W			Result			Pass	

LTE Band 66 Maximum Average Power [dBm] (GT - LC = 0.24 dB)								
BW [MHz]	RB Size	RB Offset	Mod	Lowest	Middle	Highest	EIRP (dBm)	EIRP (W)
1.4	1	0	QPSK	23.73	23.95	24.10	24.34	0.2716
1.4	1	3		23.66	23.86	23.94		
1.4	1	5		23.56	23.82	23.83		
1.4	3	0		23.69	23.97	24.08		
1.4	3	1		23.65	23.93	23.98		
1.4	3	3		23.55	23.80	23.82		
1.4	6	0		22.54	22.87	23.07		
1.4	1	0	16-QAM	22.95	23.21	23.26	23.50	0.2239
1.4	1	3		22.90	23.22	23.20		
1.4	1	5		23.03	23.14	23.04		
1.4	3	0		22.91	23.23	23.24		
1.4	3	1		22.94	23.25	23.18		
1.4	3	3		23.05	23.11	23.08		
1.4	6	0		21.64	21.74	21.87		
1.4	1	0	64-QAM	22.03	21.95	22.37	22.61	0.1824
1.4	1	3		21.83	22.05	22.26		
1.4	1	5		21.91	22.08	22.06		
1.4	3	0		22.06	21.96	22.29		
1.4	3	1		21.79	22.05	22.33		
1.4	3	3		21.89	22.10	22.15		
1.4	6	0		20.59	20.96	20.90		
1.4	1	0	256-QAM	18.56	18.77	19.01	19.28	0.0847
1.4	1	3		18.50	18.91	19.02		
1.4	1	5		18.56	18.83	19.02		
1.4	3	0		18.52	18.75	18.93		
1.4	3	1		18.51	18.88	19.04		
1.4	3	3		18.48	18.83	19.00		
1.4	6	0		18.50	18.73	18.95		
Limit	EIRP < 1W			Result			Pass	

LTE Band 71 Maximum Average Power [dBm] (GT - LC = -8.32 dB)								
BW [MHz]	RB Size	RB Offset	Mod	Lowest	Middle	Highest	ERP (dBm)	ERP (W)
20	1	0	QPSK	24.00	24.05	24.02	13.58	0.0228
20	1	49		23.94	24.04	24.01		
20	1	99		23.90	23.92	23.96		
20	50	0		23.00	23.19	23.01		
20	50	24		23.08	23.04	23.08		
20	50	50		23.09	23.16	23.14		
20	100	0		23.09	23.05	23.06		
20	1	0	16-QAM	23.31	23.36	23.30	12.94	0.0197
20	1	49		23.28	23.27	23.34		
20	1	99		23.40	23.40	23.41		
20	50	0		21.98	21.99	22.03		
20	50	24		22.08	22.05	22.08		
20	50	50		22.08	22.14	22.13		
20	100	0		22.09	22.03	22.08		
20	1	0	64-QAM	22.19	22.03	22.10	11.92	0.0156
20	1	49		22.20	22.27	22.28		
20	1	99		22.18	22.39	22.35		
20	50	0		21.02	21.02	21.03		
20	50	24		21.09	21.05	21.12		
20	50	50		21.11	21.16	21.11		
20	100	0		21.10	21.05	21.08		
20	1	0	256-QAM	18.98	18.91	18.95	8.65	0.0073
20	1	49		18.92	18.89	19.00		
20	1	99		19.07	19.12	18.95		
20	50	0		18.93	18.86	19.03		
20	50	24		19.07	19.04	19.11		
20	50	50		18.94	18.99	18.99		
20	100	0		19.10	18.99	18.93		
Limit	ERP < 3W			Result			Pass	

LTE Band 71 Maximum Average Power [dBm] (GT - LC = -8.32 dB)								
BW [MHz]	RB Size	RB Offset	Mod	Lowest	Middle	Highest	ERP (dBm)	ERP (W)
15	1	0	QPSK	23.99	23.99	23.92	13.56	0.0227
15	1	37		23.93	24.03	23.95		
15	1	74		23.82	23.83	23.91		
15	36	0		22.97	23.16	22.91		
15	36	20		23.07	23.03	22.98		
15	36	39		23.05	23.10	23.04		
15	75	0		23.00	23.01	22.99		
15	1	0	16-QAM	23.27	23.33	23.24	12.87	0.0194
15	1	37		23.21	23.21	23.31		
15	1	74		23.31	23.34	23.34		
15	36	0		21.97	21.97	22.01		
15	36	20		22.01	22.01	22.03		
15	36	39		22.06	22.05	22.06		
15	75	0		21.99	22.01	22.06		
15	1	0	64-QAM	22.18	22.02	22.01	11.92	0.0156
15	1	37		22.19	22.20	22.25		
15	1	74		22.18	22.39	22.30		
15	36	0		20.95	20.96	21.02		
15	36	20		21.07	20.96	21.10		
15	36	39		21.05	21.06	21.01		
15	75	0		21.10	20.95	21.04		
15	1	0	256-QAM	18.88	18.87	18.95	8.63	0.0073
15	1	37		18.89	18.81	18.90		
15	1	74		18.99	19.06	18.92		
15	36	0		18.88	18.76	19.02		
15	36	20		18.99	18.95	19.05		
15	36	39		18.88	18.98	18.96		
15	75	0		19.10	18.94	18.89		
Limit	ERP < 3W			Result			Pass	

LTE Band 71 Maximum Average Power [dBm] (GT - LC = -8.32 dB)								
BW [MHz]	RB Size	RB Offset	Mod	Lowest	Middle	Highest	ERP (dBm)	ERP (W)
10	1	0	QPSK	23.89	23.99	23.82	13.52	0.0225
10	1	25		23.89	23.97	23.94		
10	1	49		23.82	23.76	23.83		
10	25	0		22.97	23.12	22.86		
10	25	12		23.01	23.01	22.93		
10	25	25		22.97	23.03	22.94		
10	50	0		22.91	22.94	22.89		
10	1	0	16-QAM	23.25	23.30	23.20	12.83	0.0192
10	1	25		23.16	23.15	23.29		
10	1	49		23.25	23.26	23.30		
10	25	0		21.95	21.95	21.96		
10	25	12		22.00	22.01	22.01		
10	25	25		22.04	22.02	22.05		
10	50	0		21.99	21.91	22.01		
10	1	0	64-QAM	22.12	21.95	21.96	11.88	0.0154
10	1	25		22.12	22.14	22.19		
10	1	49		22.08	22.35	22.21		
10	25	0		20.89	20.92	20.93		
10	25	12		20.98	20.88	21.00		
10	25	25		21.00	21.04	20.96		
10	50	0		21.08	20.88	20.98		
10	1	0	256-QAM	18.82	18.82	18.91	8.58	0.0072
10	1	25		18.86	18.73	18.87		
10	1	49		18.93	19.03	18.85		
10	25	0		18.88	18.76	19.02		
10	25	12		18.94	18.94	18.99		
10	25	25		18.80	18.90	18.95		
10	50	0		19.05	18.85	18.88		
Limit	ERP < 3W			Result			Pass	

LTE Band 71 Maximum Average Power [dBm] (GT - LC = -8.32 dB)								
BW [MHz]	RB Size	RB Offset	Mod	Lowest	Middle	Highest	ERP (dBm)	ERP (W)
5	1	0	QPSK	23.86	23.97	23.81	13.50	0.0224
5	1	12		23.80	23.88	23.92		
5	1	24		23.73	23.73	23.83		
5	12	0		22.97	23.02	22.80		
5	12	7		22.92	23.01	22.93		
5	12	13		22.94	22.99	22.90		
5	25	0		22.85	22.93	22.79		
5	1	0	16-QAM	23.23	23.25	23.14	12.80	0.0191
5	1	12		23.09	23.13	23.27		
5	1	24		23.25	23.18	23.21		
5	12	0		21.92	21.94	21.95		
5	12	7		21.94	21.92	21.97		
5	12	13		21.97	21.92	22.03		
5	25	0		21.90	21.91	21.97		
5	1	0	64-QAM	22.02	21.88	21.88	11.83	0.0152
5	1	12		22.06	22.11	22.18		
5	1	24		22.04	22.30	22.11		
5	12	0		20.81	20.89	20.92		
5	12	7		20.91	20.81	20.99		
5	12	13		20.93	20.96	20.88		
5	25	0		21.01	20.88	20.89		
5	1	0	256-QAM	18.82	18.75	18.91	8.58	0.0072
5	1	12		18.78	18.66	18.81		
5	1	24		18.84	19.02	18.75		
5	12	0		18.79	18.73	19.00		
5	12	7		18.86	18.88	18.91		
5	12	13		18.77	18.81	18.93		
5	25	0		19.05	18.85	18.80		
Limit	ERP < 3W			Result			Pass	

LTE Band 42 Maximum Average Power [dBm] (GT - LC = 0.88 dB)								
BW [MHz]	RB Size	RB Offset	Mod	Lowest	Middle	Highest	EIRP (dBm)	EIRP (W)
20	1	0	QPSK	23.46	23.55	23.35	24.43	0.2773
20	1	49		23.22	23.32	23.27		
20	1	99		23.13	23.15	23.10		
20	50	0		22.34	22.39	22.34		
20	50	24		22.38	22.37	22.33		
20	50	50		22.33	22.35	22.31		
20	100	0		22.32	22.33	22.26		
20	1	0	16-QAM	22.42	22.52	22.48	23.40	0.2188
20	1	49		22.37	22.40	22.34		
20	1	99		22.23	22.23	22.17		
20	50	0		21.28	21.35	21.28		
20	50	24		21.27	21.37	21.33		
20	50	50		21.26	21.31	21.26		
20	100	0		21.30	21.34	21.34		
20	1	0	64-QAM	21.16	21.23	21.19	22.11	0.1626
20	1	49		21.05	21.15	21.11		
20	1	99		21.15	21.17	21.15		
20	50	0		20.21	20.31	20.26		
20	50	24		20.27	20.29	20.23		
20	50	50		20.17	20.22	20.17		
20	100	0		20.22	20.25	20.19		
20	1	0	256-QAM	19.06	19.07	19.02	20.11	0.1026
20	1	49		19.06	19.13	19.09		
20	1	99		19.09	19.15	19.08		
20	50	0		19.15	19.18	19.12		
20	50	24		19.00	19.07	19.07		
20	50	50		18.95	19.05	19.01		
20	100	0		19.14	19.23	19.20		
Limit	EIRP < 1W			Result			Pass	

LTE Band 42 Maximum Average Power [dBm] (GT - LC = 0.88 dB)								
BW [MHz]	RB Size	RB Offset	Mod	Lowest	Middle	Highest	EIRP (dBm)	EIRP (W)
15	1	0	QPSK	23.40	23.45	23.35	24.33	0.2710
15	1	37		23.16	23.30	23.20		
15	1	74		23.08	23.14	23.10		
15	36	0		22.33	22.30	22.29		
15	36	20		22.31	22.36	22.27		
15	36	39		22.31	22.29	22.33		
15	75	0		22.28	22.30	22.20		
15	1	0	16-QAM	22.33	22.49	22.40	23.37	0.2173
15	1	37		22.31	22.35	22.30		
15	1	74		22.23	22.18	22.15		
15	36	0		21.26	21.30	21.18		
15	36	20		21.18	21.37	21.26		
15	36	39		21.21	21.21	21.24		
15	75	0		21.21	21.24	21.28		
15	1	0	64-QAM	21.12	21.14	21.10	22.02	0.1592
15	1	37		21.11	21.14	21.11		
15	1	74		21.08	21.14	21.10		
15	36	0		20.17	20.23	20.20		
15	36	20		20.25	20.23	20.14		
15	36	39		20.17	20.17	20.14		
15	75	0		20.18	20.24	20.14		
15	1	0	256-QAM	19.06	19.06	18.92	20.09	0.1021
15	1	37		19.02	19.07	19.04		
15	1	74		19.09	19.08	19.08		
15	36	0		19.13	19.13	19.05		
15	36	20		18.94	19.04	19.04		
15	36	39		18.95	19.05	19.00		
15	75	0		19.13	19.21	19.13		
Limit	EIRP < 1W			Result			Pass	

LTE Band 42 Maximum Average Power [dBm] (GT - LC = 0.88 dB)								
BW [MHz]	RB Size	RB Offset	Mod	Lowest	Middle	Highest	EIRP (dBm)	EIRP (W)
10	1	0	QPSK	23.38	23.40	23.30	24.28	0.2679
10	1	25		23.11	23.23	23.16		
10	1	49		23.06	23.07	23.03		
10	25	0		22.25	22.29	22.28		
10	25	12		22.21	22.32	22.20		
10	25	25		22.24	22.19	22.24		
10	50	0		22.27	22.20	22.14		
10	1	0	16-QAM	22.30	22.49	22.33	23.37	0.2173
10	1	25		22.28	22.28	22.23		
10	1	49		22.20	22.15	22.07		
10	25	0		21.22	21.22	21.12		
10	25	12		21.10	21.34	21.20		
10	25	25		21.12	21.20	21.15		
10	50	0		21.17	21.21	21.19		
10	1	0	64-QAM	21.11	21.10	21.03	22.11	0.1626
10	1	25		21.20	21.06	21.06		
10	1	49		21.23	21.08	21.08		
10	25	0		20.13	20.17	20.16		
10	25	12		20.21	20.17	20.11		
10	25	25		20.16	20.12	20.12		
10	50	0		20.11	20.20	20.07		
10	1	0	256-QAM	19.03	19.05	18.92	20.04	0.1009
10	1	25		18.94	19.02	19.02		
10	1	49		19.04	19.06	18.98		
10	25	0		19.10	19.09	19.05		
10	25	12		18.92	18.98	18.99		
10	25	25		18.94	18.95	18.98		
10	50	0		19.07	19.16	19.07		
Limit	EIRP < 1W			Result			Pass	

LTE Band 42 Maximum Average Power [dBm] (GT - LC = 0.88 dB)								
BW [MHz]	RB Size	RB Offset	Mod	Lowest	Middle	Highest	EIRP (dBm)	EIRP (W)
5	1	0	QPSK	23.36	23.38	23.29	24.26	0.2667
5	1	12		23.16	23.24	23.16		
5	1	24		23.06	23.13	23.05		
5	12	0		22.33	22.25	22.28		
5	12	7		22.28	22.31	22.27		
5	12	13		22.26	22.21	22.31		
5	25	0		22.26	22.29	22.18		
5	1	0	16-QAM	22.30	22.48	22.38	23.36	0.2168
5	1	12		22.30	22.28	22.21		
5	1	24		22.16	22.18	22.10		
5	12	0		21.16	21.28	21.16		
5	12	7		21.08	21.32	21.25		
5	12	13		21.17	21.17	21.24		
5	25	0		21.15	21.16	21.25		
5	1	0	64-QAM	21.03	21.11	21.01	22.02	0.1592
5	1	12		21.14	21.11	21.06		
5	1	24		21.00	21.11	21.03		
5	12	0		20.14	20.13	20.19		
5	12	7		20.21	20.21	20.10		
5	12	13		20.13	20.15	20.06		
5	25	0		20.11	20.19	20.10		
5	1	0	256-QAM	18.97	19.02	18.83	20.02	0.1005
5	1	12		19.01	19.07	18.98		
5	1	24		19.09	19.07	19.05		
5	12	0		19.08	19.04	18.98		
5	12	7		18.90	18.95	19.03		
5	12	13		18.92	18.96	18.97		
5	25	0		19.09	19.14	19.11		
Limit	EIRP < 1W			Result			Pass	

LTE Band 26 (Part90S) Maximum Average Power [dBm] (GT - LC = -0.99 dB)								
BW [MHz]	RB Size	RB Offset	Mod	Lowest	Middle	Highest	ERP (dBm)	ERP (W)
15	1	0	QPSK	23.79	-	-	20.65	0.1161
15	1	37		23.18	-	-		
15	1	74		23.42	-	-		
15	36	0		23.18	-	-		
15	36	20		22.38	-	-		
15	36	39		22.90	-	-		
15	75	0		22.65	-	-		
15	1	0	16-QAM	22.74	-	-	19.92	0.0982
15	1	37		22.53	-	-		
15	1	74		23.06	-	-		
15	36	0		21.43	-	-		
15	36	20		21.47	-	-		
15	36	39		21.90	-	-		
15	75	0		21.75	-	-		
15	1	0	64-QAM	21.85	-	-	18.98	0.0791
15	1	37		21.51	-	-		
15	1	74		22.12	-	-		
15	36	0		20.48	-	-		
15	36	20		20.51	-	-		
15	36	39		20.91	-	-		
15	75	0		20.82	-	-		
15	1	0	256-QAM	18.37	-	-	15.76	0.0377
15	1	37		18.31	-	-		
15	1	74		18.90	-	-		
15	36	0		18.29	-	-		
15	36	20		18.37	-	-		
15	36	39		18.76	-	-		
15	75	0		18.64	-	-		
Limit	Power < 100W			Result			Pass	

LTE Band 26 (Part90S) Maximum Average Power [dBm] (GT - LC = -0.99 dB)								
BW [MHz]	RB Size	RB Offset	Mod	Lowest	Middle	Highest	ERP (dBm)	ERP (W)
10	1	0	QPSK	-	23.68	-	20.54	0.1132
10	1	25		-	23.38	-		
10	1	49		-	23.24	-		
10	25	0		-	22.82	-		
10	25	12		-	22.60	-		
10	25	25		-	22.35	-		
10	50	0		-	22.60	-		
10	1	0	16-QAM	-	23.08	-	19.94	0.0986
10	1	25		-	22.77	-		
10	1	49		-	22.55	-		
10	25	0		-	21.80	-		
10	25	12		-	21.64	-		
10	25	25		-	21.43	-		
10	50	0		-	21.70	-		
10	1	0	64-QAM	-	22.07	-	18.93	0.0782
10	1	25		-	21.72	-		
10	1	49		-	21.57	-		
10	25	0		-	20.81	-		
10	25	12		-	20.75	-		
10	25	25		-	20.42	-		
10	50	0		-	20.70	-		
10	1	0	256-QAM	-	18.65	-	15.60	0.0363
10	1	25		-	18.61	-		
10	1	49		-	18.38	-		
10	25	0		-	18.74	-		
10	25	12		-	18.74	-		
10	25	25		-	18.33	-		
10	50	0		-	18.73	-		
Limit	Power < 100W			Result			Pass	

LTE Band 26 (Part90S) Maximum Average Power [dBm] (GT - LC = -0.99 dB)								
BW [MHz]	RB Size	RB Offset	Mod	Lowest	Middle	Highest	ERP (dBm)	ERP (W)
5	1	0	QPSK	23.63	23.66	23.54	20.52	0.1127
5	1	12		23.13	23.13	23.06		
5	1	24		23.22	23.18	23.22		
5	12	0		23.03	23.10	23.11		
5	12	7		22.35	22.27	22.26		
5	12	13		22.73	22.83	22.77		
5	25	0		22.53	22.44	22.46		
5	1	0	16-QAM	22.56	22.60	22.64	19.86	0.0968
5	1	12		22.49	22.39	22.58		
5	1	24		23.00	22.94	22.92		
5	12	0		21.33	21.35	21.43		
5	12	7		21.37	21.33	21.43		
5	12	13		21.76	21.79	21.80		
5	25	0		21.63	21.58	21.68		
5	1	0	64-QAM	21.75	21.77	21.65	19.01	0.0796
5	1	12		21.41	21.45	21.41		
5	1	24		22.06	22.03	22.15		
5	12	0		20.40	20.31	20.34		
5	12	7		20.47	20.41	20.57		
5	12	13		20.85	20.78	20.76		
5	25	0		20.72	20.80	20.75		
5	1	0	256-QAM	18.22	18.26	18.20	15.73	0.0374
5	1	12		18.22	18.12	18.27		
5	1	24		18.82	18.87	18.80		
5	12	0		18.24	18.33	18.32		
5	12	7		18.31	18.27	18.22		
5	12	13		18.66	18.66	18.74		
5	25	0		18.60	18.68	18.56		
Limit	Power < 100W			Result			Pass	

LTE Band 26 (Part90S) Maximum Average Power [dBm] (GT - LC = -0.99 dB)								
BW [MHz]	RB Size	RB Offset	Mod	Lowest	Middle	Highest	ERP (dBm)	ERP (W)
3	1	0	QPSK	23.62	23.72	23.57	20.58	0.1143
3	1	8		23.09	23.18	23.09		
3	1	14		23.20	23.16	23.14		
3	8	0		22.94	22.88	23.01		
3	8	4		22.34	22.29	22.38		
3	8	7		22.65	22.63	22.70		
3	15	0		22.44	22.51	22.40		
3	1	0	16-QAM	22.50	22.43	22.46	19.77	0.0948
3	1	8		22.44	22.38	22.53		
3	1	14		22.91	22.89	22.85		
3	8	0		21.33	21.43	21.28		
3	8	4		21.30	21.24	21.31		
3	8	7		21.69	21.72	21.63		
3	15	0		21.60	21.61	21.65		
3	1	0	64-QAM	21.69	21.75	21.72	19.00	0.0794
3	1	8		21.33	21.34	21.28		
3	1	14		22.06	22.14	22.03		
3	8	0		20.37	20.42	20.41		
3	8	4		20.46	20.43	20.53		
3	8	7		20.76	20.67	20.72		
3	15	0		20.72	20.78	20.68		
3	1	0	256-QAM	18.14	18.20	18.21	15.61	0.0364
3	1	8		18.18	18.18	18.17		
3	1	14		18.72	18.64	18.72		
3	8	0		18.20	18.12	18.19		
3	8	4		18.26	18.33	18.33		
3	8	7		18.66	18.66	18.75		
3	15	0		18.60	18.58	18.51		
Limit	Power < 100W			Result			Pass	

LTE Band 26 (Part90S) Maximum Average Power [dBm] (GT - LC = -0.99 dB)								
BW [MHz]	RB Size	RB Offset	Mod	Lowest	Middle	Highest	ERP (dBm)	ERP (W)
1.4	1	0	QPSK	23.62	23.71	23.63	20.57	0.1140
1.4	1	3		23.13	23.21	23.12		
1.4	1	5		23.17	23.20	23.25		
1.4	3	0		23.60	23.55	23.55		
1.4	3	1		23.03	23.03	23.04		
1.4	3	3		23.15	23.20	23.15		
1.4	6	0		22.46	22.48	22.55		
1.4	1	0	16-QAM	22.46	22.43	22.39	19.89	0.0975
1.4	1	3		22.39	22.48	22.38		
1.4	1	5		22.96	23.01	22.94		
1.4	3	0		22.47	22.52	22.43		
1.4	3	1		22.47	22.41	22.43		
1.4	3	3		22.93	23.03	22.86		
1.4	6	0		21.58	21.51	21.61		
1.4	1	0	64-QAM	21.72	21.73	21.78	19.01	0.0796
1.4	1	3		21.31	21.27	21.41		
1.4	1	5		22.06	22.15	22.11		
1.4	3	0		21.70	21.69	21.64		
1.4	3	1		21.39	21.36	21.49		
1.4	3	3		21.99	22.04	22.09		
1.4	6	0		20.66	20.70	20.56		
1.4	1	0	256-QAM	18.21	18.27	18.11	15.67	0.0369
1.4	1	3		18.12	18.08	18.02		
1.4	1	5		18.76	18.70	18.72		
1.4	3	0		18.16	18.23	18.26		
1.4	3	1		18.12	18.19	18.10		
1.4	3	3		18.73	18.74	18.81		
1.4	6	0		18.54	18.61	18.57		
Limit	Power < 100W			Result			Pass	

LTE Band 26 Straddle Maximum Average Power [dBm] (GT - LC = -0.99 dB)								
BW [MHz]	RB Size	RB Offset	Mod	Lowest	Middle	Highest	ERP (dBm)	ERP (W)
15	1	0	QPSK	-	23.69	-	20.55	0.1135
15	1	37		-	23.18	-		
15	1	74		-	23.36	-		
15	36	0		-	23.28	-		
15	36	20		-	22.46	-		
15	36	39		-	22.89	-		
15	75	0		-	22.73	-		
15	1	0	16-QAM	-	22.66	-	20.01	0.1002
15	1	37		-	22.43	-		
15	1	74		-	23.15	-		
15	36	0		-	21.51	-		
15	36	20		-	21.56	-		
15	36	39		-	21.94	-		
15	75	0		-	21.71	-		
15	1	0	64-QAM	-	21.83	-	18.99	0.0793
15	1	37		-	21.60	-		
15	1	74		-	22.13	-		
15	36	0		-	20.40	-		
15	36	20		-	20.42	-		
15	36	39		-	20.93	-		
15	75	0		-	20.80	-		
15	1	0	256-QAM	-	18.29	-	15.82	0.0382
15	1	37		-	18.40	-		
15	1	74		-	18.96	-		
15	36	0		-	18.33	-		
15	36	20		-	18.27	-		
15	36	39		-	18.76	-		
15	75	0		-	18.70	-		
Limit	Reporting only			Result			N/A	

LTE Band 26 Straddle Maximum Average Power [dBm] (GT - LC = -0.99 dB)								
BW [MHz]	RB Size	RB Offset	Mod	Lowest	Middle	Highest	ERP (dBm)	ERP (W)
10	1	0	QPSK	-	23.71	-	20.57	0.1140
10	1	25		-	23.23	-		
10	1	49		-	23.32	-		
10	25	0		-	23.09	-		
10	25	12		-	22.37	-		
10	25	25		-	22.74	-		
10	50	0		-	22.61	-		
10	1	0	16-QAM	-	22.60	-	19.96	0.0991
10	1	25		-	22.40	-		
10	1	49		-	23.10	-		
10	25	0		-	21.33	-		
10	25	12		-	21.41	-		
10	25	25		-	21.83	-		
10	50	0		-	21.72	-		
10	1	0	64-QAM	-	21.80	-	18.95	0.0785
10	1	25		-	21.41	-		
10	1	49		-	22.09	-		
10	25	0		-	20.43	-		
10	25	12		-	20.55	-		
10	25	25		-	20.82	-		
10	50	0		-	20.81	-		
10	1	0	256-QAM	-	18.18	-	15.85	0.0385
10	1	25		-	18.29	-		
10	1	49		-	18.99	-		
10	25	0		-	18.33	-		
10	25	12		-	18.32	-		
10	25	25		-	18.58	-		
10	50	0		-	18.52	-		
Limit	Reporting only			Result			N/A	

LTE Band 26 Straddle Maximum Average Power [dBm] (GT - LC = -0.99 dB)								
BW [MHz]	RB Size	RB Offset	Mod	Lowest	Middle	Highest	ERP (dBm)	ERP (W)
5	1	0	QPSK	-	23.68	-	20.54	0.1132
5	1	12		-	23.14	-		
5	1	24		-	23.12	-		
5	12	0		-	22.95	-		
5	12	7		-	22.38	-		
5	12	13		-	22.65	-		
5	25	0		-	22.44	-		
5	1	0	16-QAM	-	22.50	-	19.91	0.0979
5	1	12		-	22.51	-		
5	1	24		-	23.05	-		
5	12	0		-	21.42	-		
5	12	7		-	21.36	-		
5	12	13		-	21.80	-		
5	25	0		-	21.59	-		
5	1	0	64-QAM	-	21.71	-	18.86	0.0769
5	1	12		-	21.35	-		
5	1	24		-	22.00	-		
5	12	0		-	20.35	-		
5	12	7		-	20.39	-		
5	12	13		-	20.87	-		
5	25	0		-	20.64	-		
5	1	0	256-QAM	-	18.25	-	15.76	0.0377
5	1	12		-	18.28	-		
5	1	24		-	18.90	-		
5	12	0		-	18.16	-		
5	12	7		-	18.32	-		
5	12	13		-	18.67	-		
5	25	0		-	18.63	-		
Limit	Reporting only			Result			N/A	

LTE Band 26 Straddle Maximum Average Power [dBm] (GT - LC = -0.99 dB)								
BW [MHz]	RB Size	RB Offset	Mod	Lowest	Middle	Highest	ERP (dBm)	ERP (W)
3	1	0	QPSK	-	23.55	-	20.41	0.1099
3	1	8		-	23.12	-		
3	1	14		-	23.28	-		
3	8	0		-	23.02	-		
3	8	4		-	22.43	-		
3	8	7		-	22.68	-		
3	15	0		-	22.43	-		
3	1	0	16-QAM	-	22.54	-	19.86	0.0968
3	1	8		-	22.37	-		
3	1	14		-	23.00	-		
3	8	0		-	21.39	-		
3	8	4		-	21.22	-		
3	8	7		-	21.78	-		
3	15	0		-	21.52	-		
3	1	0	64-QAM	-	21.77	-	19.02	0.0798
3	1	8		-	21.27	-		
3	1	14		-	22.16	-		
3	8	0		-	20.28	-		
3	8	4		-	20.38	-		
3	8	7		-	20.68	-		
3	15	0		-	20.79	-		
3	1	0	256-QAM	-	18.19	-	15.59	0.0362
3	1	8		-	18.16	-		
3	1	14		-	18.73	-		
3	8	0		-	18.18	-		
3	8	4		-	18.17	-		
3	8	7		-	18.73	-		
3	15	0		-	18.53	-		
Limit	Reporting only			Result			N/A	

LTE Band 26 Straddle Maximum Average Power [dBm] (GT - LC = -0.99 dB)								
BW [MHz]	RB Size	RB Offset	Mod	Lowest	Middle	Highest	ERP (dBm)	ERP (W)
1.4	1	0	QPSK	-	23.57	-	20.43	0.1104
1.4	1	3		-	23.08	-		
1.4	1	5		-	23.20	-		
1.4	3	0		-	23.57	-		
1.4	3	1		-	22.97	-		
1.4	3	3		-	23.13	-		
1.4	6	0		-	22.37	-		
1.4	1	0	16-QAM	-	22.37	-	19.73	0.0940
1.4	1	3		-	22.30	-		
1.4	1	5		-	22.87	-		
1.4	3	0		-	22.43	-		
1.4	3	1		-	22.49	-		
1.4	3	3		-	22.87	-		
1.4	6	0		-	21.50	-		
1.4	1	0	64-QAM	-	21.74	-	18.95	0.0785
1.4	1	3		-	21.37	-		
1.4	1	5		-	22.09	-		
1.4	3	0		-	21.68	-		
1.4	3	1		-	21.31	-		
1.4	3	3		-	21.95	-		
1.4	6	0		-	20.65	-		
1.4	1	0	256-QAM	-	18.15	-	15.62	0.0365
1.4	1	3		-	18.09	-		
1.4	1	5		-	18.76	-		
1.4	3	0		-	18.15	-		
1.4	3	1		-	18.19	-		
1.4	3	3		-	18.70	-		
1.4	6	0		-	18.56	-		
Limit	Reporting only			Result			N/A	

LTE Band 2C_CA Maximum Average Power [dBm] (GT - LC = -1.37 dB)										
BW [MHz]	PCC		SCC		Mod	Lowest	Middle	Highest	EIRP (dBm)	EIRP (W)
	RB Size	RB Offset	RB Size	RB Offset						
20+20	100	0	100	0	QPSK	22.26	22.69	22.72	23.29	0.2133
20+20	1	0	1	99		16.16	16.26	16.18		
20+20	1	99	1	0		24.24	24.46	24.66		
20+20	100	0	100	0	16-QAM	20.84	21.75	21.83	23.05	0.2018
20+20	1	0	1	99		16.46	16.49	16.49		
20+20	1	99	1	0		23.66	24.42	24.11		
20+20	100	0	100	0	64-QAM	19.88	21.74	21.74	22.05	0.1603
20+20	1	0	1	99		16.50	16.40	16.41		
20+20	1	99	1	0		20.93	23.42	22.89		
20+20	100	0	100	0	256-QAM	12.30	19.78	19.75	18.84	0.0766
20+20	1	0	1	99		16.21	16.25	15.67		
20+20	1	99	1	0		19.75	20.21	19.95		
20+15	100	0	75	0	QPSK	22.36	22.69	22.70	23.63	0.2307
20+15	1	0	1	74		16.16	16.13	16.12		
20+15	1	74	1	0		24.45	25.00	24.56		
20+15	100	0	75	0	16-QAM	21.32	21.63	21.71	22.82	0.1914
20+15	1	0	1	74		16.51	16.22	16.35		
20+15	1	74	1	0		23.95	23.98	24.19		
20+15	100	0	75	0	64-QAM	20.37	21.67	21.64	22.31	0.1702
20+15	1	0	1	74		16.35	16.31	16.25		
20+15	1	74	1	0		21.38	23.68	23.16		
20+15	100	0	75	0	256-QAM	19.48	19.62	19.69	18.44	0.0698
20+15	1	0	1	74		16.25	16.18	16.20		
20+15	1	74	1	0		19.72	19.74	19.81		
15+20	75	0	100	0	QPSK	22.37	22.77	22.70	23.06	0.2023
15+20	1	0	1	99		16.17	16.22	16.12		
15+20	1	74	1	0		23.62	24.12	24.43		
15+20	75	0	100	0	16-QAM	21.34	21.64	21.68	22.52	0.1786
15+20	1	0	1	99		16.52	16.46	16.38		
15+20	1	74	1	0		22.92	23.76	23.89		
15+20	75	0	100	0	64-QAM	20.40	21.63	21.63	22.34	0.1714
15+20	1	0	1	99		16.37	16.37	16.29		
15+20	1	74	1	0		20.22	23.71	23.13		
15+20	75	0	100	0	256-QAM	19.50	19.70	19.71	18.40	0.0692
15+20	1	0	1	99		16.20	16.24	16.32		
15+20	1	74	1	0		19.14	19.71	19.77		
Limit	EIRP < 2W					Result			Pass	

LTE Band 2C_CA Maximum Average Power [dBm] (GT - LC = -1.37 dB)										
BW [MHz]	PCC		SCC		Mod	Lowest	Middle	Highest	EIRP (dBm)	EIRP (W)
	RB Size	RB Offset	RB Size	RB Offset						
20+10	100	0	50	0	QPSK	22.04	22.60	22.64	23.19	0.2084
20+10	1	0	1	49		16.12	16.04	16.09		
20+10	1	99	1	0		24.28	24.55	24.56		
20+10	100	0	50	0	16-QAM	21.09	21.55	21.65	22.69	0.1858
20+10	1	0	1	49		16.31	16.45	16.40		
20+10	1	99	1	0		23.75	24.06	23.90		
20+10	100	0	50	0	64-QAM	20.16	21.58	21.69	22.14	0.1637
20+10	1	0	1	49		16.33	16.14	16.35		
20+10	1	99	1	0		21.26	23.51	22.98		
20+10	100	0	50	0	256-QAM	19.29	19.61	19.73	18.48	0.0705
20+10	1	0	1	49		15.00	14.89	16.28		
20+10	1	99	1	0		19.65	19.85	19.81		
10+20	50	0	100	0	QPSK	22.16	23.14	22.58	23.08	0.2032
10+20	1	0	1	99		16.13	16.01	16.09		
10+20	1	49	1	0		23.33	24.19	24.45		
10+20	50	0	100	0	16-QAM	21.14	21.59	21.60	22.57	0.1807
10+20	1	0	1	99		16.36	16.35	16.42		
10+20	1	49	1	0		22.75	23.94	23.65		
10+20	50	0	100	0	64-QAM	20.20	21.57	21.64	21.62	0.1452
10+20	1	0	1	99		16.19	16.26	16.32		
10+20	1	49	1	0		20.02	22.86	22.99		
10+20	50	0	100	0	256-QAM	19.29	19.57	19.60	18.28	0.0673
10+20	1	0	1	99		16.20	16.11	16.21		
10+20	1	49	1	0		18.98	19.65	19.64		
20+5	100	0	25	0	QPSK	22.06	22.55	22.71	23.25	0.2113
20+5	1	0	1	24		16.13	16.08	16.11		
20+5	1	99	1	0		24.34	24.35	24.62		
20+5	100	0	25	0	16-QAM	21.02	21.61	21.67	22.61	0.1824
20+5	1	0	1	24		16.46	16.35	16.36		
20+5	1	99	1	0		23.79	23.98	23.82		
20+5	100	0	25	0	64-QAM	20.07	21.53	21.65	21.60	0.1445
20+5	1	0	1	24		16.35	16.23	16.23		
20+5	1	99	1	0		21.19	22.97	22.97		
20+5	100	0	25	0	256-QAM	19.18	19.57	19.66	18.78	0.0755
20+5	1	0	1	24		16.15	16.16	15.03		
20+5	1	99	1	0		19.62	19.81	20.15		
Limit	EIRP < 2W					Result			Pass	

LTE Band 2C_CA Maximum Average Power [dBm] (GT - LC = -1.37 dB)										
BW [MHz]	PCC		SCC		Mod	Lowest	Middle	Highest	EIRP (dBm)	EIRP (W)
	RB Size	RB Offset	RB Size	RB Offset						
5+20	25	0	100	0	QPSK	22.20	22.53	22.66	23.12	0.2051
5+20	1	0	1	99		16.11	16.06	16.10		
5+20	1	24	1	0		23.62	24.49	24.46		
5+20	25	0	100	0	16-QAM	21.31	21.61	21.68	22.89	0.1945
5+20	1	0	1	99		16.36	16.31	16.46		
5+20	1	24	1	0		22.97	24.03	24.26		
5+20	25	0	100	0	64-QAM	20.30	21.53	21.67	21.69	0.1476
5+20	1	0	1	99		16.48	16.30	16.26		
5+20	1	24	1	0		20.41	22.36	23.06		
5+20	25	0	100	0	256-QAM	19.43	19.57	19.64	18.48	0.0705
5+20	1	0	1	99		16.25	16.02	16.32		
5+20	1	24	1	0		19.35	19.73	19.85		
Limit	EIRP < 2W					Result			Pass	

LTE Band 2C_CA Maximum Average Power [dBm] (GT - LC = -1.37 dB)										
BW [MHz]	PCC		SCC		Mod	Lowest	Middle	Highest	EIRP (dBm)	EIRP (W)
	RB Size	RB Offset	RB Size	RB Offset						
15+10	75	0	50	0	QPSK	22.30	22.60	22.76	23.34	0.2158
15+10	1	0	1	49		16.20	16.06	16.17		
15+10	1	74	1	0		23.60	23.87	24.71		
15+10	75	0	50	0	16-QAM	21.25	21.59	21.75	22.85	0.1928
15+10	1	0	1	49		16.38	16.46	16.50		
15+10	1	74	1	0		22.99	23.93	24.22		
15+10	75	0	50	0	64-QAM	20.31	21.60	21.70	21.84	0.1528
15+10	1	0	1	49		16.37	16.33	16.35		
15+10	1	74	1	0		20.15	23.21	23.09		
15+10	75	0	50	0	256-QAM	18.07	19.59	19.79	18.76	0.0752
15+10	1	0	1	49		16.23	16.13	16.30		
15+10	1	74	1	0		19.15	20.13	19.83		
10+15	50	0	75	0	QPSK	22.07	22.68	22.75	23.46	0.2218
10+15	1	0	1	74		16.18	16.14	16.18		
10+15	1	49	1	0		23.54	24.30	24.83		
10+15	50	0	75	0	16-QAM	21.28	21.68	21.73	22.58	0.1811
10+15	1	0	1	74		16.43	16.39	16.39		
10+15	1	49	1	0		22.94	23.95	23.91		
10+15	50	0	75	0	64-QAM	20.36	21.61	21.69	21.85	0.1531
10+15	1	0	1	74		16.28	16.26	16.26		
10+15	1	49	1	0		20.25	23.22	22.98		
10+15	50	0	75	0	256-QAM	19.40	19.61	19.72	18.40	0.0692
10+15	1	0	1	74		16.27	16.22	16.26		
10+15	1	49	1	0		19.19	19.55	19.77		
15+15	75	0	75	0	QPSK	22.22	22.66	22.78	23.11	0.2046
15+15	1	0	1	74		16.19	16.18	16.19		
15+15	1	74	1	0		23.24	24.06	24.48		
15+15	75	0	75	0	16-QAM	20.77	21.75	21.76	22.78	0.1897
15+15	1	0	1	74		16.41	16.56	16.43		
15+15	1	74	1	0		22.44	24.15	24.05		
15+15	75	0	75	0	64-QAM	19.87	21.72	21.85	22.11	0.1626
15+15	1	0	1	74		16.35	16.44	16.35		
15+15	1	74	1	0		19.69	23.48	22.91		
15+15	75	0	75	0	256-QAM	18.84	19.76	19.80	18.69	0.0740
15+15	1	0	1	74		16.35	16.21	16.36		
15+15	1	74	1	0		18.57	20.06	19.79		
Limit	EIRP < 2W					Result			Pass	

LTE Band 5B_CA Maximum Average Power [dBm] (GT - LC = -1.57 dB)										
BW [MHz]	PCC		SCC		Mod	Lowest	Middle	Highest	ERP (dBm)	ERP (W)
	RB Size	RB Offset	RB Size	RB Offset						
10+10	50	0	50	0	QPSK	23.02	22.93	22.99	20.76	0.1191
10+10	1	0	1	49		14.53	14.39	14.42		
10+10	1	49	1	0		24.43	24.28	24.48		
10+10	50	0	50	0	16-QAM	22.03	21.93	21.91	20.36	0.1086
10+10	1	0	1	49		14.88	14.71	14.74		
10+10	1	49	1	0		23.73	23.75	24.08		
10+10	50	0	50	0	64-QAM	21.80	21.28	21.39	18.08	0.0643
10+10	1	0	1	49		14.71	14.67	14.64		
10+10	1	49	1	0		21.17	20.92	21.49		
10+10	50	0	50	0	256-QAM	20.04	19.93	19.87	16.32	0.0429
10+10	1	0	1	49		14.66	14.56	14.47		
10+10	1	49	1	0		19.98	19.87	19.88		
10+5	50	0	25	0	QPSK	23.02	22.93	22.87	21.00	0.1259
10+5	1	0	1	24		15.02	14.96	14.94		
10+5	1	49	1	0		24.49	24.72	24.52		
10+5	50	0	25	0	16-QAM	22.02	21.94	21.84	20.42	0.1102
10+5	1	0	1	24		15.42	15.33	15.18		
10+5	1	49	1	0		23.89	24.14	24.02		
10+5	50	0	25	0	64-QAM	21.85	21.63	21.80	18.39	0.0690
10+5	1	0	1	24		15.28	15.11	15.10		
10+5	1	49	1	0		21.28	21.48	22.11		
10+5	50	0	25	0	256-QAM	20.03	19.98	19.84	16.32	0.0429
10+5	1	0	1	24		13.91	15.16	15.03		
10+5	1	49	1	0		20.04	19.95	19.93		
5+10	25	0	50	0	QPSK	23.09	23.03	22.98	21.09	0.1285
5+10	1	0	1	49		15.05	15.03	14.98		
5+10	1	24	1	0		24.81	24.52	24.66		
5+10	25	0	50	0	16-QAM	22.05	22.07	21.98	20.68	0.1169
5+10	1	0	1	49		15.37	15.40	15.19		
5+10	1	24	1	0		24.35	23.94	24.40		
5+10	25	0	50	0	64-QAM	21.99	21.81	21.78	18.29	0.0675
5+10	1	0	1	49		15.21	15.17	14.88		
5+10	1	24	1	0		22.01	21.25	21.83		
5+10	25	0	50	0	256-QAM	20.10	20.02	19.97	16.51	0.0448
5+10	1	0	1	49		15.20	15.08	15.07		
5+10	1	24	1	0		20.23	20.09	20.03		
Limit	ERP < 7W					Result			Pass	

LTE Band 5B_CA Maximum Average Power [dBm] (GT - LC = -1.57 dB)										
BW [MHz]	PCC		SCC		Mod	Lowest	Middle	Highest	ERP (dBm)	ERP (W)
	RB Size	RB Offset	RB Size	RB Offset						
5+3	25	0	15	0	QPSK	24.03	23.43	23.56	20.31	0.1074
5+3	1	0	1	14		15.21	15.10	14.93		
5+3	1	24	1	0		23.41	22.96	23.02		
5+3	25	0	15	0	16-QAM	23.03	22.35	22.78	19.31	0.0853
5+3	1	0	1	14		15.52	15.42	15.25		
5+3	1	24	1	0		22.76	22.35	22.59		
5+3	25	0	15	0	64-QAM	22.10	21.38	22.05	18.38	0.0689
5+3	1	0	1	14		15.30	15.33	15.14		
5+3	1	24	1	0		21.91	21.38	21.69		
5+3	25	0	15	0	256-QAM	21.18	20.39	20.85	17.46	0.0557
5+3	1	0	1	14		15.41	15.30	15.15		
5+3	1	24	1	0		20.91	20.36	20.63		
3+5	15	0	25	0	QPSK	23.75	23.59	23.70	20.03	0.1007
3+5	1	0	1	24		15.15	15.09	14.96		
3+5	1	14	1	0		23.57	22.87	23.53		
3+5	15	0	25	0	16-QAM	22.90	22.43	22.97	19.34	0.0859
3+5	1	0	1	24		15.47	15.43	15.36		
3+5	1	14	1	0		22.97	22.32	23.06		
3+5	15	0	25	0	64-QAM	22.29	21.37	22.25	18.57	0.0719
3+5	1	0	1	24		15.30	15.35	15.17		
3+5	1	14	1	0		22.03	21.35	22.18		
3+5	15	0	25	0	256-QAM	21.54	20.37	21.09	17.82	0.0605
3+5	1	0	1	24		14.08	15.34	15.10		
3+5	1	14	1	0		21.11	20.21	21.19		
Limit	ERP < 7W					Result			Pass	

LTE Band 66B_CA Maximum Average Power [dBm] (GT - LC = 0.24 dB)										
BW [MHz]	PCC		SCC		Mod	Lowest	Middle	Highest	EIRP (dBm)	EIRP (W)
	RB Size	RB Offset	RB Size	RB Offset						
10+10	50	0	50	0	QPSK	22.40	22.57	22.53	24.60	0.2884
10+10	1	0	1	49		13.75	13.93	13.90		
10+10	1	49	1	0		24.00	24.26	24.36		
10+10	50	0	50	0	16-QAM	21.31	21.52	21.53	24.08	0.2559
10+10	1	0	1	49		14.07	14.28	14.30		
10+10	1	49	1	0		23.47	23.84	23.72		
10+10	50	0	50	0	64-QAM	21.36	21.47	21.50	22.97	0.1982
10+10	1	0	1	49		14.24	14.18	14.21		
10+10	1	49	1	0		22.64	22.66	22.73		
10+10	50	0	50	0	256-QAM	19.30	19.50	19.46	19.79	0.0953
10+10	1	0	1	49		14.01	14.02	14.28		
10+10	1	49	1	0		19.26	19.55	19.50		
15+5	75	0	25	0	QPSK	22.29	22.50	22.44	24.68	0.2938
15+5	1	0	1	24		13.69	13.84	13.84		
15+5	1	74	1	0		24.27	24.44	24.32		
15+5	75	0	25	0	16-QAM	21.27	21.44	21.45	24.22	0.2642
15+5	1	0	1	24		14.00	14.28	14.13		
15+5	1	74	1	0		23.66	23.84	23.98		
15+5	75	0	25	0	64-QAM	21.25	21.43	21.61	22.96	0.1977
15+5	1	0	1	24		13.97	14.11	14.12		
15+5	1	74	1	0		22.55	22.70	22.72		
15+5	75	0	25	0	256-QAM	19.30	19.49	19.42	19.85	0.0966
15+5	1	0	1	24		14.07	14.06	13.98		
15+5	1	74	1	0		19.57	19.56	19.61		
5+15	25	0	75	0	QPSK	22.30	22.48	22.46	24.77	0.2999
5+15	1	0	1	74		13.77	13.91	13.90		
5+15	1	24	1	0		24.11	24.47	24.53		
5+15	25	0	75	0	16-QAM	21.27	21.51	21.50	24.21	0.2636
5+15	1	0	1	74		14.01	14.16	14.12		
5+15	1	24	1	0		23.62	23.97	23.81		
5+15	25	0	75	0	64-QAM	21.26	21.49	21.46	23.06	0.2023
5+15	1	0	1	74		14.03	14.10	14.22		
5+15	1	24	1	0		22.64	22.76	22.82		
5+15	25	0	75	0	256-QAM	19.28	19.49	19.43	19.83	0.0962
5+15	1	0	1	74		14.27	14.11	14.03		
5+15	1	24	1	0		19.40	19.55	19.59		
Limit	EIRP < 1W					Result			Pass	

LTE Band 66B_CA Maximum Average Power [dBm] (GT - LC = 0.24 dB)										
BW [MHz]	PCC		SCC		Mod	Lowest	Middle	Highest	EIRP (dBm)	EIRP (W)
	RB Size	RB Offset	RB Size	RB Offset						
10+5	50	0	25	0	QPSK	22.35	22.52	22.47	24.57	0.2864
10+5	1	0	1	24		14.24	14.36	14.31		
10+5	1	49	1	0		24.23	24.33	24.27		
10+5	50	0	25	0	16-QAM	21.33	21.50	21.50	24.23	0.2649
10+5	1	0	1	24		14.54	14.68	14.63		
10+5	1	49	1	0		23.73	23.70	23.99		
10+5	50	0	25	0	64-QAM	21.31	21.48	21.47	23.18	0.2080
10+5	1	0	1	24		14.63	14.71	14.82		
10+5	1	49	1	0		22.81	22.83	22.94		
10+5	50	0	25	0	256-QAM	19.33	19.46	19.52	19.88	0.0973
10+5	1	0	1	24		14.62	14.67	14.45		
10+5	1	49	1	0		19.28	19.64	19.56		
5+10	25	0	50	0	QPSK	22.29	22.54	22.53	24.98	0.3148
5+10	1	0	1	49		14.22	14.49	14.43		
5+10	1	24	1	0		24.17	24.61	24.74		
5+10	25	0	50	0	16-QAM	21.33	21.56	21.51	24.10	0.2570
5+10	1	0	1	49		14.63	14.81	14.79		
5+10	1	24	1	0		23.71	23.86	23.76		
5+10	25	0	50	0	64-QAM	21.33	21.49	21.52	23.10	0.2042
5+10	1	0	1	49		14.72	14.66	14.71		
5+10	1	24	1	0		22.78	22.81	22.86		
5+10	25	0	50	0	256-QAM	19.29	19.52	19.48	19.89	0.0975
5+10	1	0	1	49		14.65	14.63	14.57		
5+10	1	24	1	0		19.28	19.65	19.61		
5+5	25	0	25	0	QPSK	22.56	22.76	22.66	24.86	0.3062
5+5	1	0	1	24		13.93	14.10	14.00		
5+5	1	24	1	0		24.49	24.62	24.49		
5+5	25	0	25	0	16-QAM	21.56	21.72	21.67	24.22	0.2642
5+5	1	0	1	24		14.28	14.40	14.25		
5+5	1	24	1	0		23.98	23.79	23.96		
5+5	25	0	25	0	64-QAM	21.52	21.66	21.60	23.19	0.2084
5+5	1	0	1	24		14.23	14.31	14.30		
5+5	1	24	1	0		22.61	22.93	22.95		
5+5	25	0	25	0	256-QAM	19.44	19.73	19.60	20.03	0.1007
5+5	1	0	1	24		14.03	14.23	14.15		
5+5	1	24	1	0		19.51	19.66	19.79		
Limit	EIRP < 1W					Result			Pass	

LTE Band 66C_CA Maximum Average Power [dBm] (GT - LC = 0.24 dB)										
BW [MHz]	PCC		SCC		Mod	Lowest	Middle	Highest	EIRP (dBm)	EIRP (W)
	RB Size	RB Offset	RB Size	RB Offset						
20+20	100	0	100	0	QPSK	22.42	22.44	22.50	24.70	0.2951
20+20	1	0	1	99		15.68	15.81	15.84		
20+20	1	99	1	0		24.46	24.38	24.43		
20+20	100	0	100	0	16-QAM	21.36	21.52	21.50	24.17	0.2612
20+20	1	0	1	99		16.05	16.13	16.08		
20+20	1	99	1	0		23.93	23.75	23.80		
20+20	100	0	100	0	64-QAM	21.37	21.50	21.54	23.17	0.2075
20+20	1	0	1	99		15.88	16.08	16.13		
20+20	1	99	1	0		22.50	22.93	22.88		
20+20	100	0	100	0	256-QAM	19.40	19.53	19.46	19.93	0.0984
20+20	1	0	1	99		15.84	15.94	15.92		
20+20	1	99	1	0		19.58	19.62	19.69		
20+15	100	0	75	0	QPSK	22.44	22.57	22.59	24.62	0.2897
20+15	1	0	1	74		15.73	15.84	15.90		
20+15	1	74	1	0		24.10	24.29	24.38		
20+15	100	0	75	0	16-QAM	21.44	21.57	21.57	24.06	0.2547
20+15	1	0	1	74		16.17	16.29	16.42		
20+15	1	74	1	0		23.67	23.82	23.68		
20+15	100	0	75	0	64-QAM	21.43	21.59	21.56	23.12	0.2051
20+15	1	0	1	74		16.11	16.07	16.10		
20+15	1	74	1	0		22.65	22.88	22.84		
20+15	100	0	75	0	256-QAM	19.46	19.64	19.59	20.01	0.1002
20+15	1	0	1	74		15.90	15.99	16.03		
20+15	1	74	1	0		19.51	19.53	19.77		
15+20	75	0	100	0	QPSK	22.39	22.60	22.56	24.96	0.3133
15+20	1	0	1	99		15.70	15.85	15.89		
15+20	1	74	1	0		24.72	24.29	24.29		
15+20	75	0	100	0	16-QAM	21.40	21.52	21.54	24.01	0.2518
15+20	1	0	1	99		16.24	16.19	16.27		
15+20	1	74	1	0		23.44	23.77	23.77		
15+20	75	0	100	0	64-QAM	21.41	21.55	21.58	23.37	0.2173
15+20	1	0	1	99		16.09	16.13	16.05		
15+20	1	74	1	0		22.74	22.62	23.13		
15+20	75	0	100	0	256-QAM	19.40	19.56	19.60	19.93	0.0984
15+20	1	0	1	99		15.90	15.95	16.28		
15+20	1	74	1	0		19.30	19.68	19.69		
Limit	EIRP < 1W					Result			Pass	

LTE Band 66C_CA Maximum Average Power [dBm] (GT - LC = 0.24 dB)										
BW [MHz]	PCC		SCC		Mod	Lowest	Middle	Highest	EIRP (dBm)	EIRP (W)
	RB Size	RB Offset	RB Size	RB Offset						
20+10	100	0	50	0	QPSK	22.39	22.50	22.53	25.00	0.3162
20+10	1	0	1	49		15.77	15.96	16.01		
20+10	1	99	1	0		24.47	24.50	24.76		
20+10	100	0	50	0	16-QAM	21.35	21.48	21.55	24.16	0.2606
20+10	1	0	1	49		16.06	16.14	16.25		
20+10	1	99	1	0		23.84	23.92	23.73		
20+10	100	0	50	0	64-QAM	21.40	21.54	21.50	23.04	0.2014
20+10	1	0	1	49		16.14	16.13	16.27		
20+10	1	99	1	0		22.80	22.76	22.80		
20+10	100	0	50	0	256-QAM	19.37	19.53	19.51	19.98	0.0995
20+10	1	0	1	49		15.89	16.08	15.99		
20+10	1	99	1	0		19.55	19.61	19.74		
10+20	50	0	100	0	QPSK	22.37	22.49	22.51	24.76	0.2992
10+20	1	0	1	99		15.79	15.86	15.99		
10+20	1	49	1	0		24.52	24.23	24.32		
10+20	50	0	100	0	16-QAM	21.32	21.49	21.51	24.19	0.2624
10+20	1	0	1	99		16.12	16.22	16.22		
10+20	1	49	1	0		23.68	23.95	23.79		
10+20	50	0	100	0	64-QAM	21.36	21.49	21.54	23.27	0.2123
10+20	1	0	1	99		16.05	16.16	16.27		
10+20	1	49	1	0		22.79	22.87	23.03		
10+20	50	0	100	0	256-QAM	19.37	19.51	19.49	19.83	0.0962
10+20	1	0	1	99		16.09	16.03	16.04		
10+20	1	49	1	0		18.87	19.55	19.59		
20+5	100	0	25	0	QPSK	22.41	22.34	22.40	24.98	0.3148
20+5	1	0	1	24		15.76	15.95	15.85		
20+5	1	99	1	0		24.74	24.31	24.54		
20+5	100	0	25	0	16-QAM	21.43	21.35	21.38	24.19	0.2624
20+5	1	0	1	24		16.25	16.21	16.21		
20+5	1	99	1	0		23.95	23.82	23.84		
20+5	100	0	25	0	64-QAM	21.43	21.40	21.38	23.31	0.2143
20+5	1	0	1	24		16.13	15.88	15.93		
20+5	1	99	1	0		22.79	23.07	22.93		
20+5	100	0	25	0	256-QAM	19.40	19.36	19.42	19.90	0.0977
20+5	1	0	1	24		15.95	16.00	15.95		
20+5	1	99	1	0		19.64	19.58	19.66		
Limit	EIRP < 1W					Result			Pass	

LTE Band 66C_CA Maximum Average Power [dBm] (GT - LC = 0.24 dB)										
BW [MHz]	PCC		SCC		Mod	Lowest	Middle	Highest	EIRP (dBm)	EIRP (W)
	RB Size	RB Offset	RB Size	RB Offset						
5+20	25	0	100	0	QPSK	22.26	22.45	22.48	24.53	0.2838
5+20	1	0	1	99		15.70	15.93	15.99		
5+20	1	24	1	0		24.16	24.14	24.29		
5+20	25	0	100	0	16-QAM	21.23	21.47	21.52	24.06	0.2547
5+20	1	0	1	99		15.97	16.09	16.18		
5+20	1	24	1	0		23.51	23.63	23.82		
5+20	25	0	100	0	64-QAM	21.23	21.44	21.48	22.98	0.1986
5+20	1	0	1	99		15.96	15.99	16.10		
5+20	1	24	1	0		22.74	22.66	22.63		
5+20	25	0	100	0	256-QAM	19.24	19.44	19.46	19.83	0.0962
5+20	1	0	1	99		15.85	15.90	16.06		
5+20	1	24	1	0		19.32	19.51	19.59		
Limit	EIRP < 1W					Result			Pass	

LTE Band 66C_CA Maximum Average Power [dBm] (GT - LC = 0.24 dB)										
BW [MHz]	PCC		SCC		Mod	Lowest	Middle	Highest	EIRP (dBm)	EIRP (W)
	RB Size	RB Offset	RB Size	RB Offset						
15+10	75	0	50	0	QPSK	22.32	22.45	22.50	24.63	0.2904
15+10	1	0	1	49		15.78	15.93	15.98		
15+10	1	74	1	0		23.98	24.18	24.39		
15+10	75	0	50	0	16-QAM	21.30	21.47	21.49	24.12	0.2582
15+10	1	0	1	49		16.00	16.23	16.16		
15+10	1	74	1	0		23.88	23.70	23.61		
15+10	75	0	50	0	64-QAM	21.27	21.46	21.47	23.19	0.2084
15+10	1	0	1	49		15.85	16.13	16.14		
15+10	1	74	1	0		22.95	22.93	22.79		
15+10	75	0	50	0	256-QAM	19.29	19.46	19.58	19.82	0.0959
15+10	1	0	1	49		15.91	16.01	15.97		
15+10	1	74	1	0		19.34	19.48	19.50		
10+15	50	0	75	0	QPSK	22.27	22.47	22.45	24.47	0.2799
10+15	1	0	1	74		15.68	15.79	15.96		
10+15	1	49	1	0		24.04	24.23	24.06		
10+15	50	0	75	0	16-QAM	21.24	21.48	21.48	24.24	0.2655
10+15	1	0	1	74		16.10	16.24	16.28		
10+15	1	49	1	0		23.63	23.66	24.00		
10+15	50	0	75	0	64-QAM	21.24	21.47	21.42	22.95	0.1972
10+15	1	0	1	74		15.97	16.17	16.14		
10+15	1	49	1	0		22.66	22.61	22.71		
10+15	50	0	75	0	256-QAM	19.28	19.46	19.50	19.86	0.0968
10+15	1	0	1	74		15.74	15.89	16.01		
10+15	1	49	1	0		19.13	19.62	19.53		
15+15	75	0	75	0	QPSK	22.39	22.54	22.52	24.77	0.2999
15+15	1	0	1	74		15.72	15.85	16.11		
15+15	1	74	1	0		24.14	24.20	24.53		
15+15	75	0	75	0	16-QAM	21.39	21.56	21.59	24.09	0.2564
15+15	1	0	1	74		16.02	16.46	16.35		
15+15	1	74	1	0		23.83	23.68	23.85		
15+15	75	0	75	0	64-QAM	21.41	21.56	21.63	23.57	0.2275
15+15	1	0	1	74		15.95	16.12	16.13		
15+15	1	74	1	0		23.33	22.65	22.70		
15+15	75	0	75	0	256-QAM	19.39	19.59	19.56	19.91	0.0979
15+15	1	0	1	74		15.81	16.03	16.07		
15+15	1	74	1	0		19.51	19.62	19.67		
Limit	EIRP < 1W					Result			Pass	

LTE Band 7C_CA Maximum Average Power [dBm] (GT - LC = -0.07 dB)										
BW [MHz]	PCC		SCC		Mod	Lowest	Middle	Highest	EIRP (dBm)	EIRP (W)
	RB Size	RB Offset	RB Size	RB Offset						
20+20	100	0	100	0	QPSK	22.70	22.83	22.74	24.61	0.2891
20+20	1	0	1	99		16.14	16.24	16.31		
20+20	1	99	1	0		24.55	24.68	24.54		
20+20	100	0	100	0	16-QAM	21.72	21.80	21.83	24.06	0.2547
20+20	1	0	1	99		16.39	16.46	16.63		
20+20	1	99	1	0		24.01	24.09	24.13		
20+20	100	0	100	0	64-QAM	21.70	21.83	21.82	23.15	0.2065
20+20	1	0	1	99		16.04	16.27	16.25		
20+20	1	99	1	0		22.88	23.22	22.98		
20+20	100	0	100	0	256-QAM	19.74	19.88	19.86	19.81	0.0957
20+20	1	0	1	99		15.98	16.12	16.30		
20+20	1	99	1	0		19.75	19.84	19.82		
20+15	100	0	75	0	QPSK	22.69	22.87	22.77	24.61	0.2891
20+15	1	0	1	74		16.24	16.25	16.41		
20+15	1	99	1	0		24.57	24.68	24.50		
20+15	100	0	75	0	16-QAM	21.75	21.83	21.81	24.13	0.2588
20+15	1	0	1	74		16.38	16.44	16.63		
20+15	1	99	1	0		24.10	24.20	23.92		
20+15	100	0	75	0	64-QAM	21.71	21.82	21.82	22.95	0.1972
20+15	1	0	1	74		16.04	16.41	16.46		
20+15	1	99	1	0		22.96	23.02	22.96		
20+15	100	0	75	0	256-QAM	18.44	19.86	19.82	19.92	0.0982
20+15	1	0	1	74		16.07	16.23	16.36		
20+15	1	99	1	0		19.69	19.99	19.73		
15+20	75	0	100	0	QPSK	23.05	22.84	22.79	24.63	0.2904
15+20	1	0	1	99		16.17	16.27	16.36		
15+20	1	74	1	0		24.48	24.70	24.51		
15+20	75	0	100	0	16-QAM	21.78	21.84	21.82	24.09	0.2564
15+20	1	0	1	99		16.49	16.66	16.48		
15+20	1	74	1	0		24.16	24.08	24.15		
15+20	75	0	100	0	64-QAM	21.75	21.87	21.86	23.00	0.1995
15+20	1	0	1	99		16.09	16.35	16.45		
15+20	1	74	1	0		23.00	23.07	22.93		
15+20	75	0	100	0	256-QAM	19.73	19.85	19.80	19.78	0.0951
15+20	1	0	1	99		16.04	16.23	16.18		
15+20	1	74	1	0		19.72	19.80	19.75		
Limit	EIRP < 2W					Result			Pass	

LTE Band 7C_CA Maximum Average Power [dBm] (GT - LC = -0.07 dB)										
BW [MHz]	PCC		SCC		Mod	Lowest	Middle	Highest	EIRP (dBm)	EIRP (W)
	RB Size	RB Offset	RB Size	RB Offset						
20+10	100	0	75	0	QPSK	22.60	22.78	22.72	24.56	0.2858
20+10	1	0	1	74		16.06	16.26	16.33		
20+10	1	99	1	0		24.41	24.63	24.48		
20+10	100	0	75	0	16-QAM	21.60	21.86	21.73	24.01	0.2518
20+10	1	0	1	74		16.25	16.57	16.52		
20+10	1	99	1	0		23.96	24.08	23.82		
20+10	100	0	75	0	64-QAM	21.62	21.78	21.71	23.06	0.2023
20+10	1	0	1	74		16.15	16.33	16.29		
20+10	1	99	1	0		22.98	23.13	22.78		
20+10	100	0	75	0	256-QAM	19.57	18.55	19.74	19.95	0.0989
20+10	1	0	1	74		16.01	16.30	16.47		
20+10	1	99	1	0		19.65	20.02	19.67		
10+20	75	0	100	0	QPSK	22.59	22.79	22.71	24.51	0.2825
10+20	1	0	1	99		16.06	16.29	16.30		
10+20	1	74	1	0		24.39	24.58	24.49		
10+20	75	0	100	0	16-QAM	21.58	21.76	21.74	24.22	0.2642
10+20	1	0	1	99		16.06	16.34	16.52		
10+20	1	74	1	0		23.96	24.29	24.18		
10+20	75	0	100	0	64-QAM	21.49	21.77	21.74	22.98	0.1986
10+20	1	0	1	99		16.07	16.34	16.37		
10+20	1	74	1	0		23.04	22.91	23.05		
10+20	75	0	100	0	256-QAM	19.58	19.79	19.74	19.72	0.0938
10+20	1	0	1	99		15.99	16.15	16.17		
10+20	1	74	1	0		19.57	19.77	19.72		
15+15	75	0	100	0	QPSK	22.69	22.85	22.78	24.61	0.2891
15+15	1	0	1	99		16.20	16.34	16.31		
15+15	1	74	1	0		24.47	24.68	24.57		
15+15	75	0	100	0	16-QAM	21.70	21.87	21.76	24.09	0.2564
15+15	1	0	1	99		16.37	16.50	16.52		
15+15	1	74	1	0		23.97	24.16	24.13		
15+15	75	0	100	0	64-QAM	21.66	21.84	21.77	22.98	0.1986
15+15	1	0	1	99		16.19	16.29	16.45		
15+15	1	74	1	0		22.83	23.05	22.90		
15+15	75	0	100	0	256-QAM	19.72	19.86	19.81	19.79	0.0953
15+15	1	0	1	99		15.98	16.20	16.24		
15+15	1	74	1	0		19.59	19.77	19.74		
Limit	EIRP < 2W					Result			Pass	

LTE Band 7C_CA Maximum Average Power [dBm] (GT - LC = -0.07 dB)										
BW [MHz]	PCC		SCC		Mod	Lowest	Middle	Highest	EIRP (dBm)	EIRP (W)
	RB Size	RB Offset	RB Size	RB Offset						
15+10	75	0	100	0	QPSK	22.74	22.89	22.71	24.60	0.2884
15+10	1	0	1	99		16.13	16.35	16.28		
15+10	1	74	1	0		24.48	24.67	24.44		
15+10	75	0	100	0	16-QAM	21.71	21.86	21.75	24.16	0.2606
15+10	1	0	1	99		16.38	16.63	16.50		
15+10	1	74	1	0		24.23	24.06	23.82		
15+10	75	0	100	0	64-QAM	21.74	21.91	21.76	23.01	0.2000
15+10	1	0	1	99		16.30	16.46	16.45		
15+10	1	74	1	0		22.90	23.08	22.85		
15+10	75	0	100	0	256-QAM	19.77	19.88	19.69	19.81	0.0957
15+10	1	0	1	99		16.28	16.42	16.28		
15+10	1	74	1	0		19.70	19.83	19.75		
Limit	EIRP < 2W					Result			Pass	

LTE Band 38C_CA Maximum Average Power [dBm] (GT - LC = 0.65 dB)										
BW [MHz]	PCC		SCC		Mod	Lowest	Middle	Highest	EIRP (dBm)	EIRP (W)
	RB Size	RB Offset	RB Size	RB Offset						
20+20	100	0	100	0	QPSK	22.43	22.50	22.51	24.89	0.3083
20+20	1	0	1	99		15.93	15.94	16.05		
20+20	1	99	1	0		24.20	24.23	24.24		
20+20	100	0	100	0	16-QAM	21.43	21.47	21.51	24.60	0.2884
20+20	1	0	1	99		16.37	16.31	16.32		
20+20	1	99	1	0		23.77	23.77	23.95		
20+20	100	0	100	0	64-QAM	21.39	21.47	21.46	23.57	0.2275
20+20	1	0	1	99		15.98	16.12	16.20		
20+20	1	99	1	0		22.79	22.81	22.92		
20+20	100	0	100	0	256-QAM	19.49	19.55	19.52	20.54	0.1132
20+20	1	0	1	99		15.85	15.99	16.05		
20+20	1	99	1	0		19.64	19.76	19.89		
15+15	75	0	75	0	QPSK	22.43	22.46	22.57	25.00	0.3162
15+15	1	0	1	74		16.00	16.05	16.09		
15+15	1	74	1	0		24.19	24.26	24.35		
15+15	75	0	75	0	16-QAM	21.44	21.47	21.54	24.59	0.2877
15+15	1	0	1	74		16.30	16.32	16.48		
15+15	1	74	1	0		23.78	23.76	23.94		
15+15	75	0	75	0	64-QAM	21.44	21.48	21.55	23.59	0.2286
15+15	1	0	1	74		15.98	16.23	16.18		
15+15	1	74	1	0		22.80	22.91	22.94		
15+15	75	0	75	0	256-QAM	19.51	19.57	19.61	20.50	0.1122
15+15	1	0	1	74		16.27	16.27	16.39		
15+15	1	74	1	0		19.33	19.85	19.56		
Limit	EIRP < 2W					Result			Pass	

LTE Band 41C(HPUE)_CA Maximum Average Power [dBm] (GT - LC = 1.22 dB)										
BW [MHz]	PCC		SCC		Mod	Lowest	Middle	Highest	EIRP (dBm)	EIRP (W)
	RB Size	RB Offset	RB Size	RB Offset						
20+20	100	0	100	0	QPSK	24.68	24.64	25.26	28.12	0.6486
20+20	1	0	1	99		18.16	18.15	18.74		
20+20	1	99	1	0		26.37	26.39	26.90		
20+20	100	0	100	0	16-QAM	23.68	23.69	24.28	27.25	0.5309
20+20	1	0	1	99		18.51	18.53	19.02		
20+20	1	99	1	0		25.48	25.49	26.03		
20+20	100	0	100	0	64-QAM	23.69	23.69	23.76	26.41	0.4375
20+20	1	0	1	99		18.32	18.36	18.90		
20+20	1	99	1	0		25.19	25.06	23.98		
20+20	100	0	100	0	256-QAM	21.69	21.67	22.30	23.52	0.2249
20+20	1	0	1	99		18.33	18.18	18.76		
20+20	1	99	1	0		21.82	21.67	22.29		
20+15	100	0	75	0	QPSK	24.68	24.68	25.28	28.15	0.6531
20+15	1	0	1	74		18.26	18.19	18.84		
20+15	1	99	1	0		26.40	26.39	26.93		
20+15	100	0	75	0	16-QAM	23.67	23.67	24.32	27.21	0.5260
20+15	1	0	1	74		18.55	18.51	19.21		
20+15	1	99	1	0		25.54	25.48	25.99		
20+15	100	0	75	0	64-QAM	23.69	23.70	23.77	26.45	0.4416
20+15	1	0	1	74		18.38	18.38	18.94		
20+15	1	99	1	0		25.12	25.23	24.02		
20+15	100	0	75	0	256-QAM	21.70	21.69	22.27	23.79	0.2393
20+15	1	0	1	74		18.33	18.46	18.71		
20+15	1	99	1	0		21.93	21.90	22.57		
15+20	75	0	100	0	QPSK	24.71	24.68	25.31	28.13	0.6501
15+20	1	0	1	99		18.19	18.22	18.73		
15+20	1	74	1	0		26.42	26.41	26.91		
15+20	75	0	100	0	16-QAM	23.71	23.69	24.32	27.27	0.5333
15+20	1	0	1	99		18.56	18.53	19.21		
15+20	1	74	1	0		25.48	25.51	26.05		
15+20	75	0	100	0	64-QAM	23.72	23.72	23.80	26.40	0.4365
15+20	1	0	1	99		18.46	18.36	18.97		
15+20	1	74	1	0		25.18	25.16	23.94		
15+20	75	0	100	0	256-QAM	21.71	21.72	22.32	23.56	0.2270
15+20	1	0	1	99		18.64	18.42	19.06		
15+20	1	74	1	0		21.73	21.65	22.34		
Limit	EIRP < 2W					Result			Pass	

LTE Band 41C(HPUE)_CA Maximum Average Power [dBm] (GT - LC = 1.22 dB)										
BW [MHz]	PCC		SCC		Mod	Lowest	Middle	Highest	EIRP (dBm)	EIRP (W)
	RB Size	RB Offset	RB Size	RB Offset						
20+10	100	0	50	0	QPSK	24.67	24.69	25.35	28.17	0.6561
20+10	1	0	1	49		18.29	18.25	18.95		
20+10	1	99	1	0		26.43	26.47	26.95		
20+10	100	0	50	0	16-QAM	23.70	23.69	24.37	27.33	0.5408
20+10	1	0	1	49		18.67	18.70	19.29		
20+10	1	99	1	0		25.49	25.52	26.11		
20+10	100	0	50	0	64-QAM	23.70	23.71	23.82	26.44	0.4406
20+10	1	0	1	49		18.49	18.40	19.18		
20+10	1	99	1	0		25.19	25.22	24.11		
20+10	100	0	50	0	256-QAM	21.69	21.71	22.34	23.67	0.2328
20+10	1	0	1	49		18.32	18.17	18.98		
20+10	1	99	1	0		21.80	21.98	22.45		
10+20	50	0	100	0	QPSK	24.67	24.65	25.27	28.10	0.6457
10+20	1	0	1	99		18.27	18.28	18.87		
10+20	1	49	1	0		26.36	26.39	26.88		
10+20	50	0	100	0	16-QAM	23.69	23.67	24.30	27.39	0.5483
10+20	1	0	1	99		18.49	18.58	19.22		
10+20	1	49	1	0		25.59	25.46	26.17		
10+20	50	0	100	0	64-QAM	23.71	23.69	23.67	26.40	0.4365
10+20	1	0	1	99		18.48	18.29	19.00		
10+20	1	49	1	0		25.18	25.14	23.94		
10+20	50	0	100	0	256-QAM	21.70	21.71	22.33	23.55	0.2265
10+20	1	0	1	99		18.23	18.26	18.88		
10+20	1	49	1	0		21.75	21.72	22.28		
20+5	100	0	25	0	QPSK	24.63	24.68	25.27	28.13	0.6501
20+5	1	0	1	24		18.26	18.27	18.90		
20+5	1	99	1	0		26.38	26.47	26.91		
20+5	100	0	25	0	16-QAM	23.68	23.70	24.32	27.34	0.5420
20+5	1	0	1	24		18.50	18.57	19.23		
20+5	1	99	1	0		25.58	25.84	26.12		
20+5	100	0	25	0	64-QAM	23.69	23.69	23.72	26.40	0.4365
20+5	1	0	1	24		18.49	18.43	19.05		
20+5	1	99	1	0		25.16	25.18	24.00		
20+5	100	0	25	0	256-QAM	21.70	21.72	22.32	23.75	0.2371
20+5	1	0	1	24		18.53	18.20	19.11		
20+5	1	99	1	0		21.72	21.93	22.53		
Limit	EIRP < 2W					Result			Pass	

LTE Band 41C(HPUE)_CA Maximum Average Power [dBm] (GT - LC = 1.22 dB)										
BW [MHz]	PCC		SCC		Mod	Lowest	Middle	Highest	EIRP (dBm)	EIRP (W)
	RB Size	RB Offset	RB Size	RB Offset						
5+20	25	0	100	0	QPSK	24.70	24.64	25.27	28.08	0.6427
5+20	1	0	1	99		18.25	18.24	18.78		
5+20	1	24	1	0		26.41	26.43	26.86		
5+20	25	0	100	0	16-QAM	23.72	23.71	24.30	27.30	0.5370
5+20	1	0	1	99		18.53	18.62	19.06		
5+20	1	24	1	0		25.62	25.51	26.08		
5+20	25	0	100	0	64-QAM	23.75	23.71	23.69	26.49	0.4457
5+20	1	0	1	99		18.37	18.41	18.88		
5+20	1	24	1	0		25.24	25.27	23.95		
5+20	25	0	100	0	256-QAM	4.59	21.71	22.29	23.51	0.2244
5+20	1	0	1	99		18.45	0.76	18.98		
5+20	1	24	1	0		21.81	21.73	22.28		
15+10	75	0	50	0	QPSK	24.65	24.66	25.27	28.08	0.6427
15+10	1	0	1	49		18.26	18.25	18.83		
15+10	1	74	1	0		26.39	26.37	26.86		
15+10	75	0	50	0	16-QAM	23.65	23.68	24.27	27.16	0.5200
15+10	1	0	1	49		18.54	18.58	19.11		
15+10	1	74	1	0		25.39	25.59	25.94		
15+10	75	0	50	0	64-QAM	23.69	23.70	23.64	26.40	0.4365
15+10	1	0	1	49		18.48	18.38	19.02		
15+10	1	74	1	0		25.18	25.11	23.96		
15+10	75	0	50	0	256-QAM	21.70	21.68	22.26	23.75	0.2371
15+10	1	0	1	49		18.32	18.25	18.84		
15+10	1	74	1	0		22.08	21.79	22.53		
10+15	50	0	75	0	QPSK	24.67	24.67	25.33	28.13	0.6501
10+15	1	0	1	74		18.29	18.30	18.82		
10+15	1	49	1	0		26.42	26.39	26.91		
10+15	50	0	75	0	16-QAM	23.73	23.70	24.33	27.39	0.5483
10+15	1	0	1	74		18.56	18.55	19.22		
10+15	1	49	1	0		25.69	25.46	26.17		
10+15	50	0	75	0	64-QAM	23.72	23.72	23.70	26.61	0.4581
10+15	1	0	1	74		18.42	18.27	18.76		
10+15	1	49	1	0		25.39	25.31	23.98		
10+15	50	0	75	0	256-QAM	21.74	21.74	22.32	24.46	0.2793
10+15	1	0	1	74		18.21	18.16	18.70		
10+15	1	49	1	0		21.89	21.71	23.24		
Limit	EIRP < 2W					Result			Pass	

LTE Band 41C(HPUE)_CA Maximum Average Power [dBm] (GT - LC = 1.22 dB)										
BW [MHz]	PCC		SCC		Mod	Lowest	Middle	Highest	EIRP (dBm)	EIRP (W)
	RB Size	RB Offset	RB Size	RB Offset						
15+15	75	0	75	0	QPSK	24.70	24.70	25.32	28.14	0.6516
15+15	1	0	1	74		18.28	18.26	18.83		
15+15	1	74	1	0		26.44	26.40	26.92		
15+15	75	0	75	0	16-QAM	23.70	23.71	24.36	27.34	0.5420
15+15	1	0	1	74		18.58	18.62	19.23		
15+15	1	74	1	0		25.65	25.49	26.12		
15+15	75	0	75	0	64-QAM	23.72	23.70	23.81	26.58	0.4550
15+15	1	0	1	74		18.50	18.38	19.06		
15+15	1	74	1	0		25.36	25.18	24.05		
15+15	75	0	75	0	256-QAM	21.72	21.76	22.33	23.55	0.2265
15+15	1	0	1	74		18.25	18.64	18.96		
15+15	1	74	1	0		22.03	21.65	22.22		
Limit	EIRP < 2W					Result			Pass	

LTE Band 2

Peak-to-Average Ratio

Mode	LTE Band 2 / 20MHz				
Mod.	QPSK	16QAM	64QAM	256QAM	Limit: 13dB
RB Size	Full RB	Full RB	Full RB	Full RB	Result
Middle CH	4.67	5.62	5.71	6.38	PASS

LTE Band 2 / 20MHz / QPSK

Middle Channel / Full RB

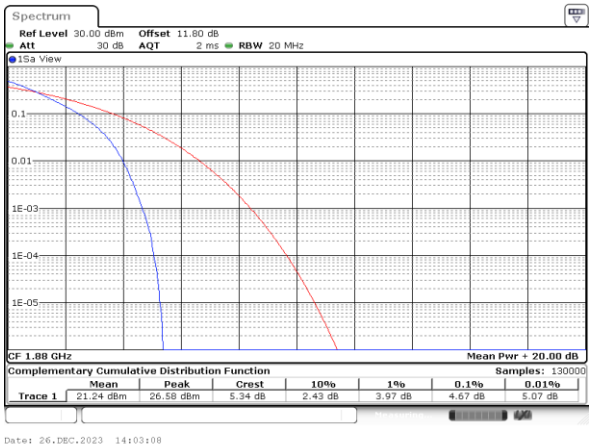

LTE Band 2 / 20MHz / 16QAM

Middle Channel / Full RB

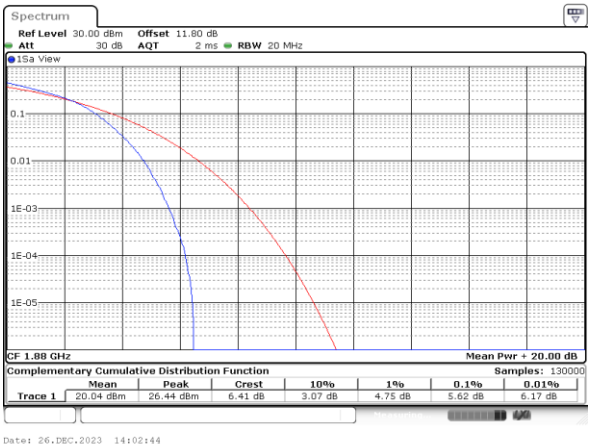

LTE Band 2 / 20MHz / 64QAM

Middle Channel / Full RB

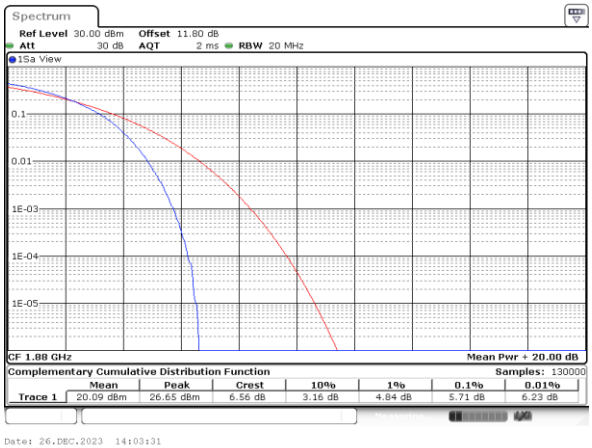

LTE Band 2 / 20MHz / 256QAM

Middle Channel / Full RB

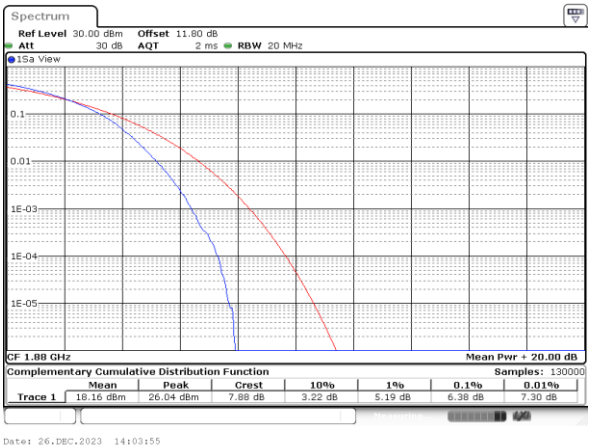

26dB Bandwidth

Mode	LTE Band 2 : 26dB BW(MHz)											
BW	1.4MHz		3MHz		5MHz		10MHz		15MHz		20MHz	
Mod.	QPSK	16QAM	QPSK	16QAM	QPSK	16QAM	QPSK	16QAM	QPSK	16QAM	QPSK	16QAM
Middle CH	1.26	1.32	3.14	3.01	4.93	4.94	10.02	9.68	14.56	14.47	19.30	18.90
Mode	LTE Band 2 : 26dB BW(MHz)											
BW	1.4MHz		3MHz		5MHz		10MHz		15MHz		20MHz	
Mod.	64QAM	256QAM	64QAM	256QAM	64QAM	256QAM	64QAM	256QAM	64QAM	256QAM	64QAM	256QAM
Middle CH	1.34	1.32	3.02	3.05	4.90	4.90	9.97	10.00	14.65	14.38	18.74	19.14

LTE Band 2

Middle Channel / 1.4MHz / QPSK

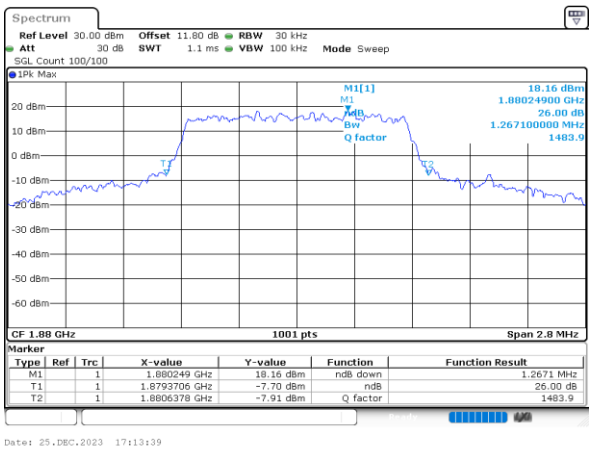

Middle Channel / 1.4MHz / 16QAM

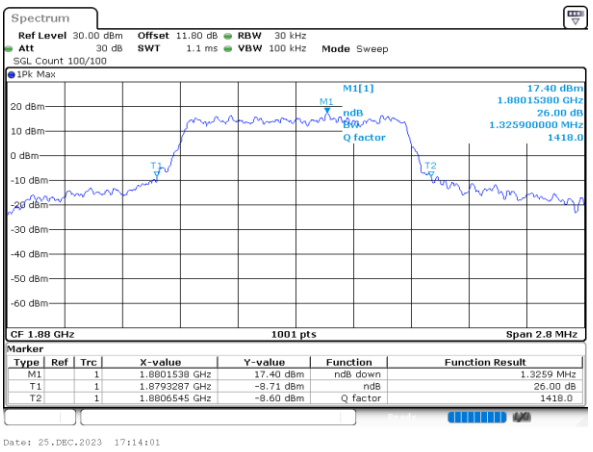

Middle Channel / 3MHz / QPSK

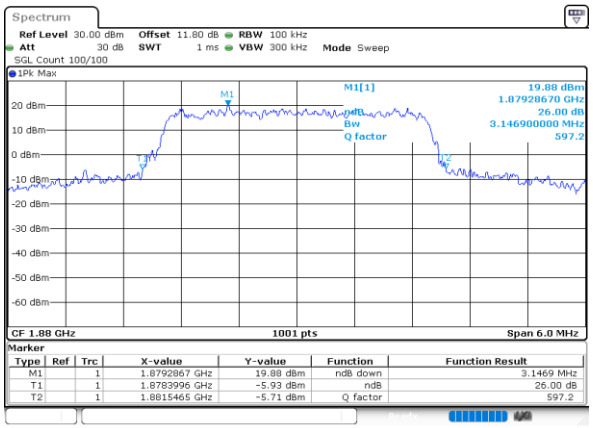

Middle Channel / 3MHz / 16QAM

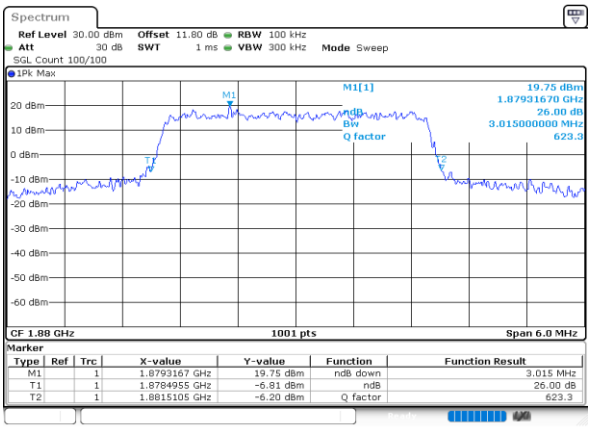

Middle Channel / 5MHz / QPSK

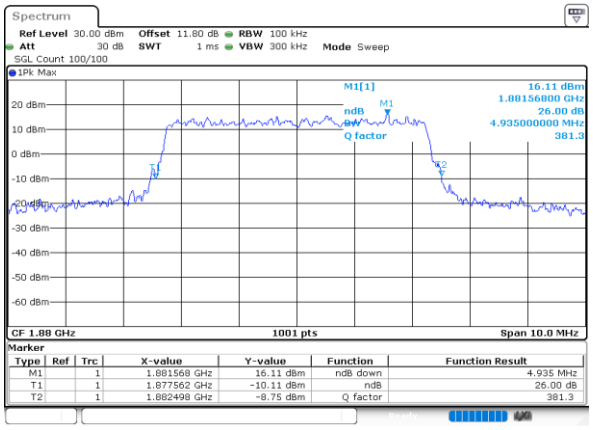

Middle Channel / 5MHz / 16QAM

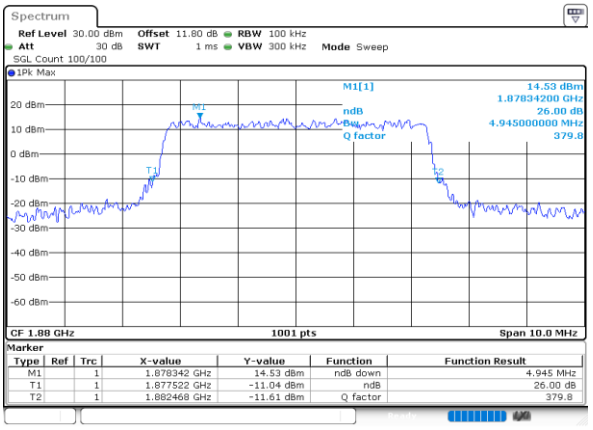

LTE Band 2

Middle Channel / 10MHz / QPSK

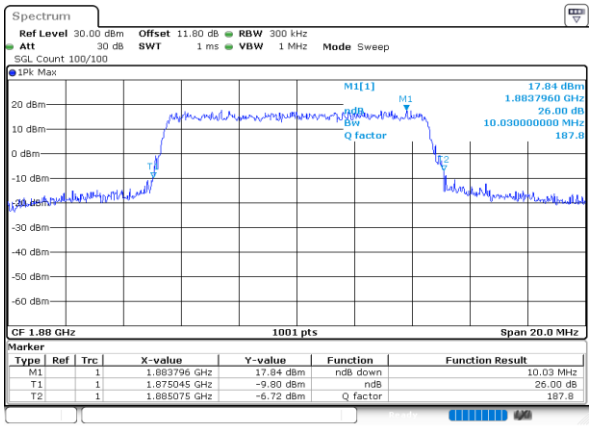

Middle Channel / 10MHz / 16QAM

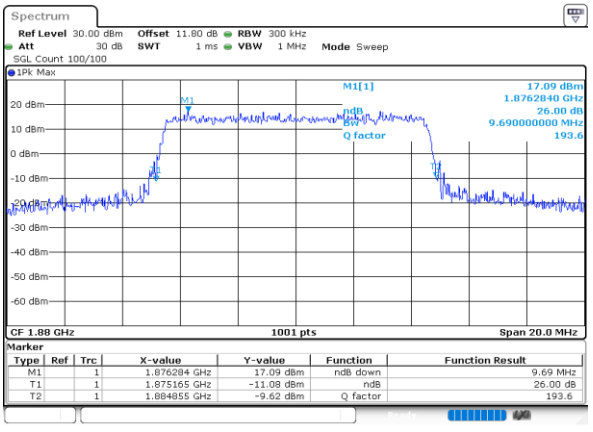

Middle Channel / 15MHz / QPSK

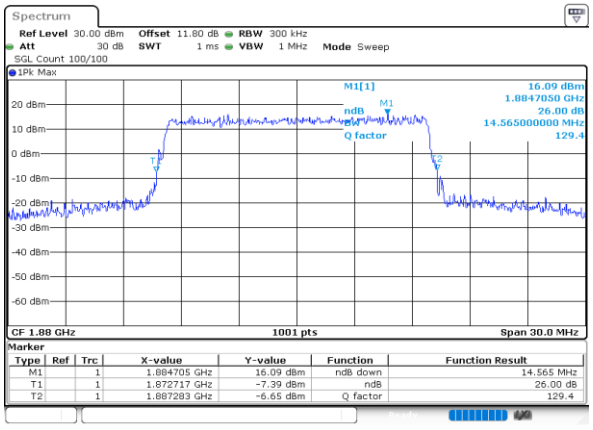

Middle Channel / 15MHz / 16QAM

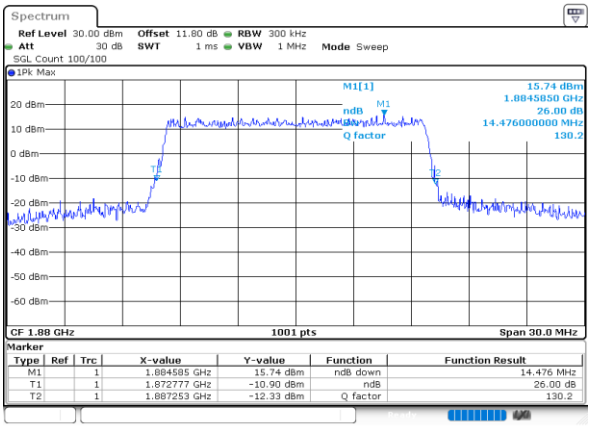

Middle Channel / 20MHz / QPSK

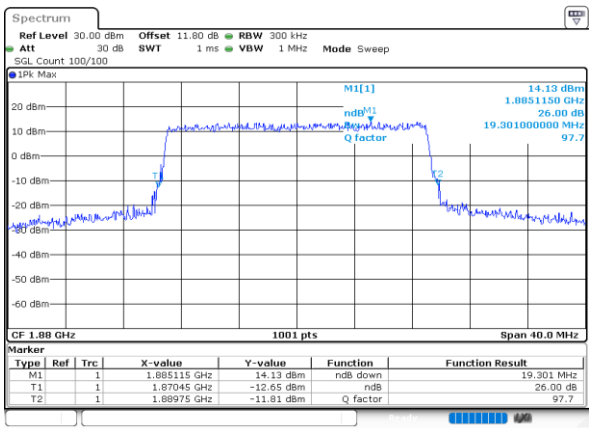

Middle Channel / 20MHz / 16QAM

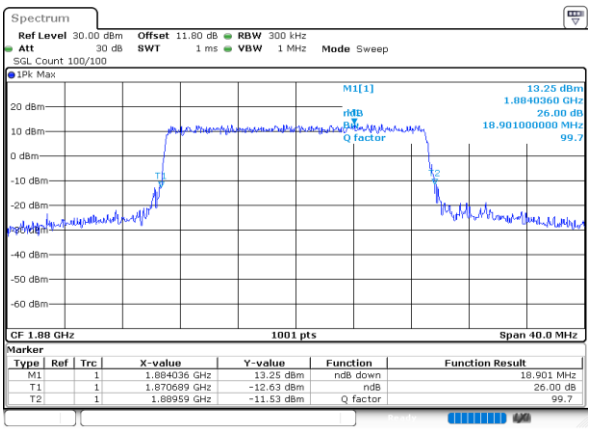

LTE Band 2

Middle Channel / 1.4MHz / 64QAM

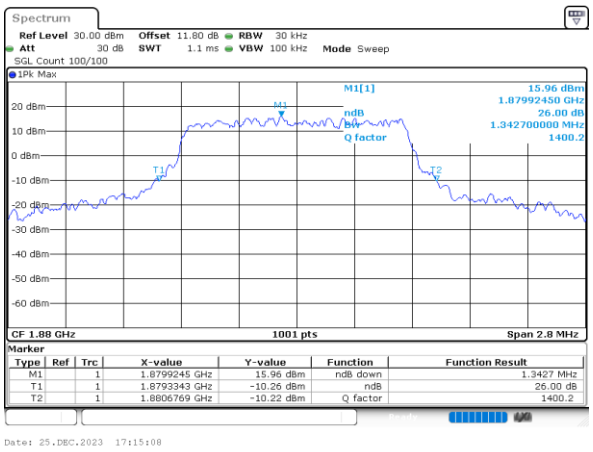

Middle Channel / 3MHz / 64QAM

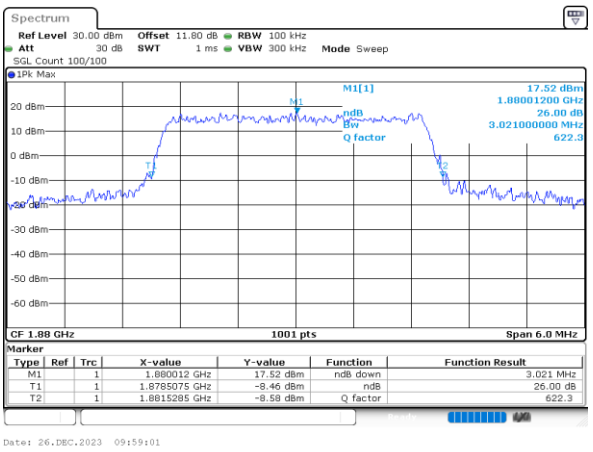

Middle Channel / 5MHz / 64QAM

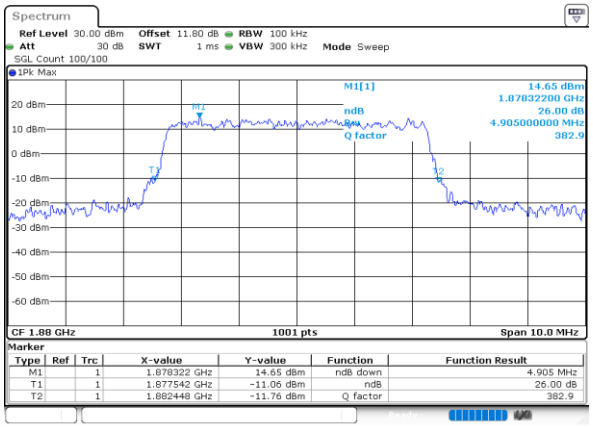

Middle Channel / 10MHz / 64QAM

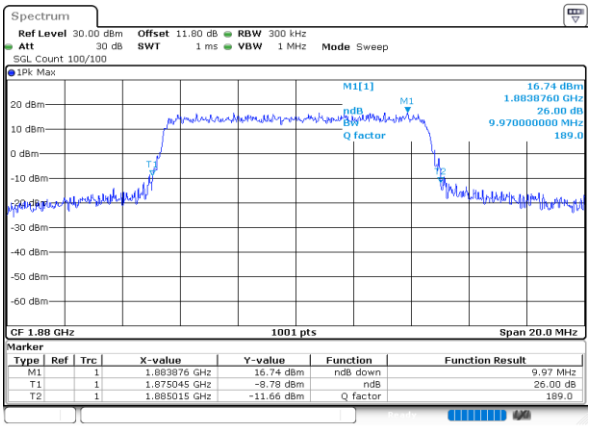

Middle Channel / 15MHz / 64QAM

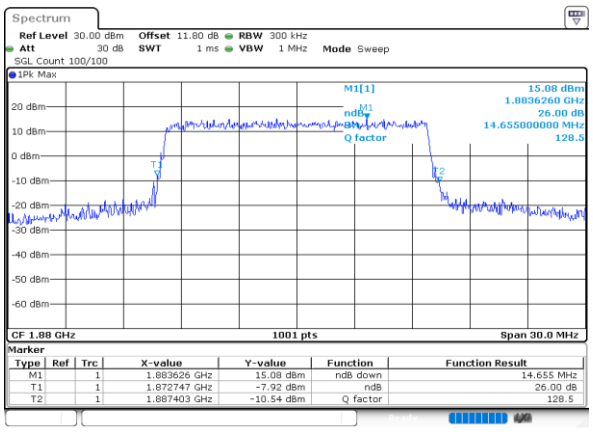

Middle Channel / 20MHz / 64QAM

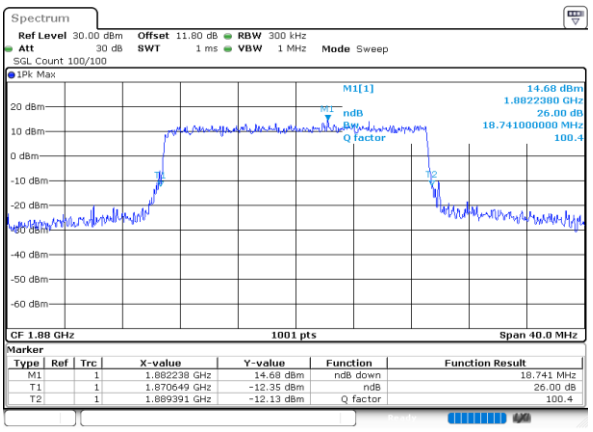

LTE Band 2

Middle Channel / 1.4MHz / 256QAM

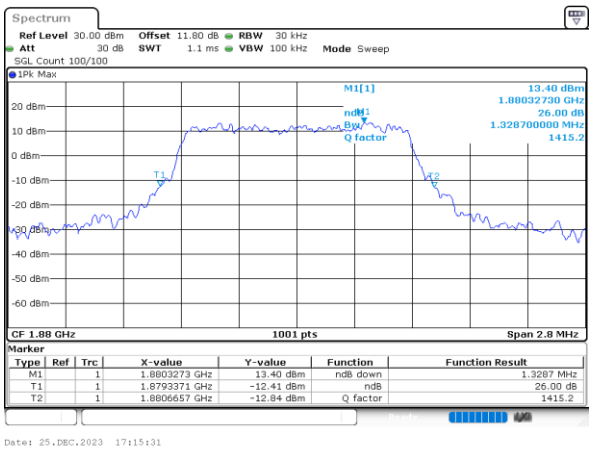

Middle Channel / 3MHz / 256QAM

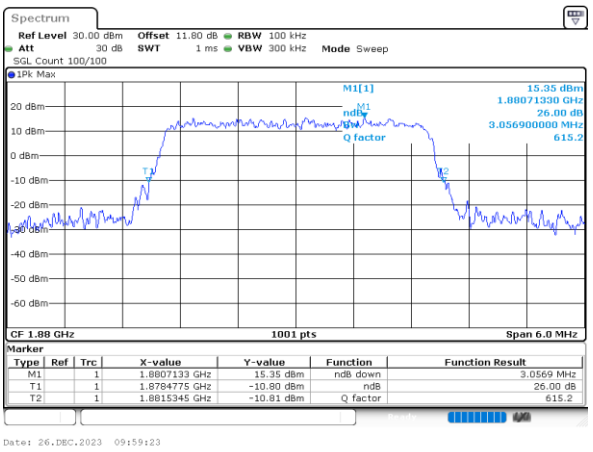

Middle Channel / 5MHz / 256QAM

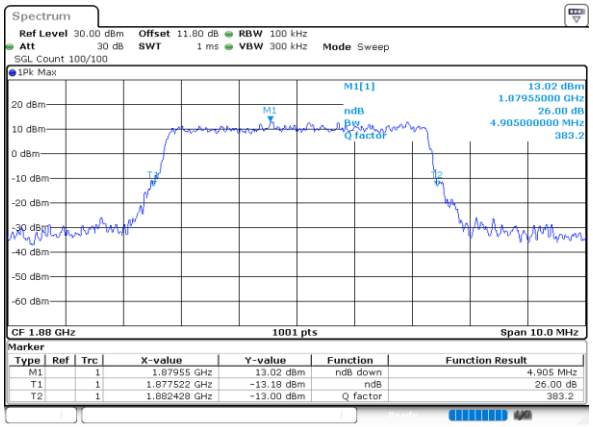

Middle Channel / 10MHz / 256QAM

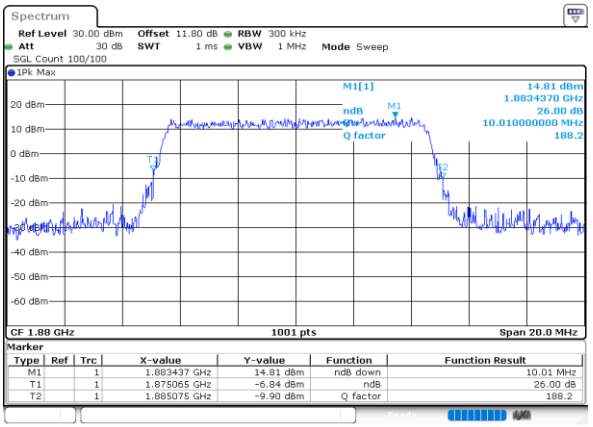

Middle Channel / 15MHz / 256QAM

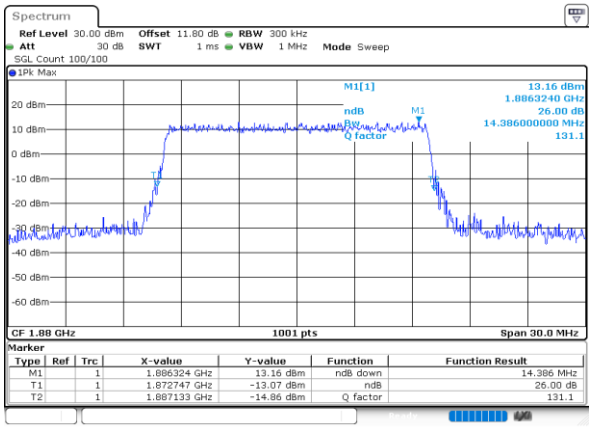

Middle Channel / 20MHz / 256QAM

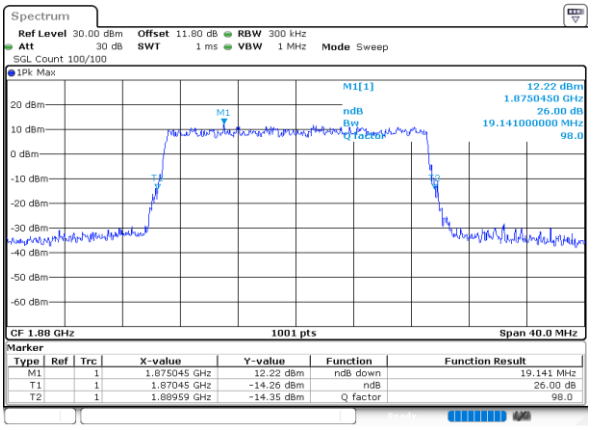

Occupied Bandwidth

Mode	LTE Band 2 : 99%OBW(MHz)											
BW	1.4MHz		3MHz		5MHz		10MHz		15MHz		20MHz	
Mod.	QPSK	16QAM	QPSK	16QAM	QPSK	16QAM	QPSK	16QAM	QPSK	16QAM	QPSK	16QAM
Middle CH	1.10	1.11	2.75	2.72	4.48	4.49	9.05	9.05	13.45	13.45	17.86	17.94
Mode	LTE Band 2 : 99%OBW(MHz)											
BW	1.4MHz		3MHz		5MHz		10MHz		15MHz		20MHz	
Mod.	64QAM	256QAM	64QAM	256QAM	64QAM	256QAM	64QAM	256QAM	64QAM	256QAM	64QAM	256QAM
Middle CH	1.09	1.09	2.72	2.72	4.47	4.50	9.03	9.07	13.45	13.48	17.86	17.90

LTE Band 2

Middle Channel / 1.4MHz / QPSK

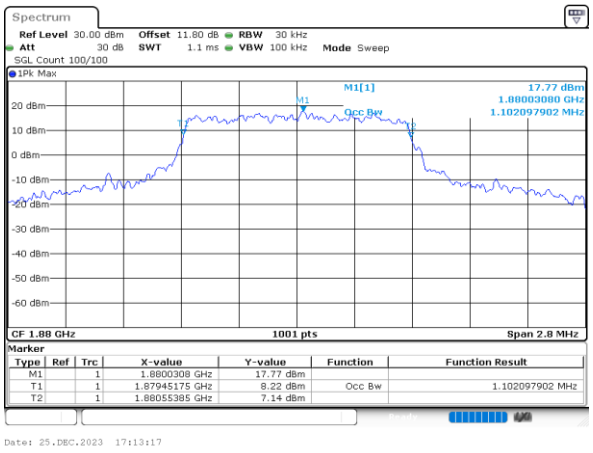

Middle Channel / 1.4MHz / 16QAM

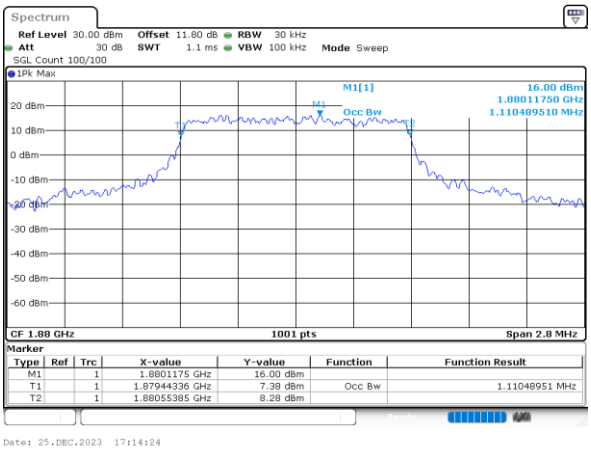

Middle Channel / 3MHz / QPSK

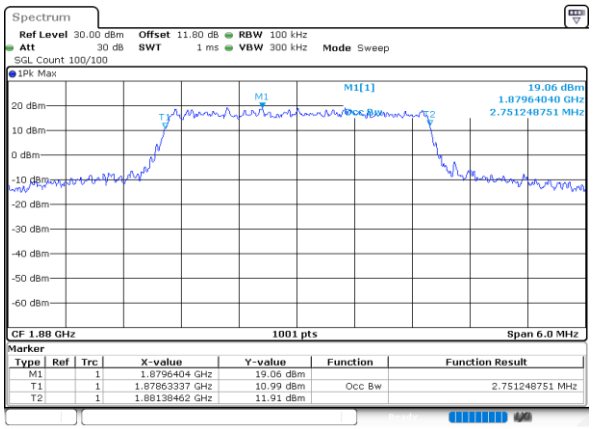

Middle Channel / 3MHz / 16QAM

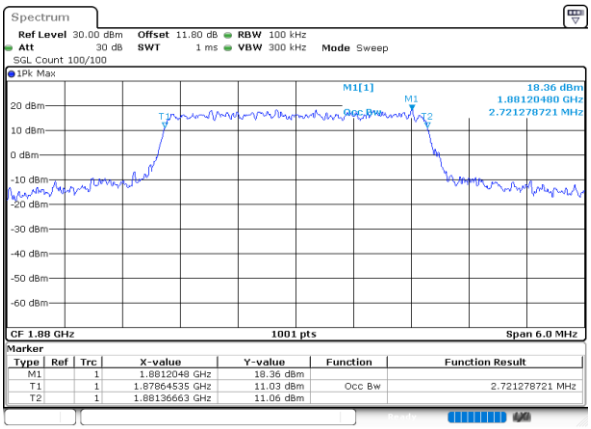

Middle Channel / 5MHz / QPSK

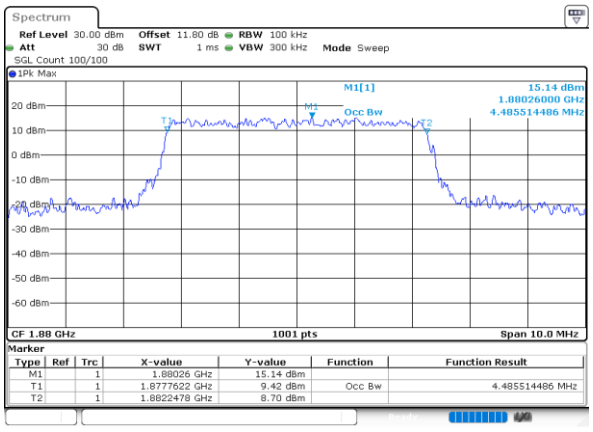

Middle Channel / 5MHz / 16QAM

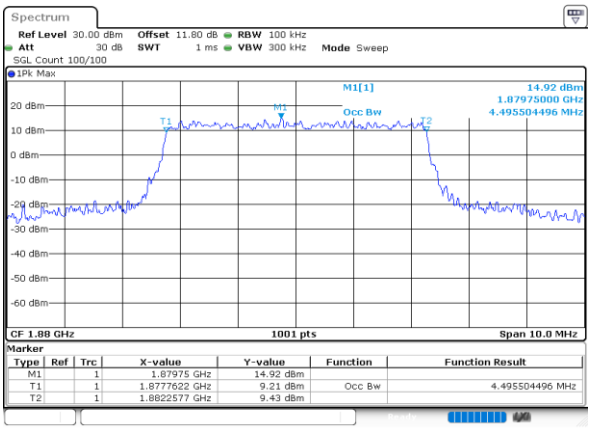

LTE Band 2

Middle Channel / 10MHz / QPSK

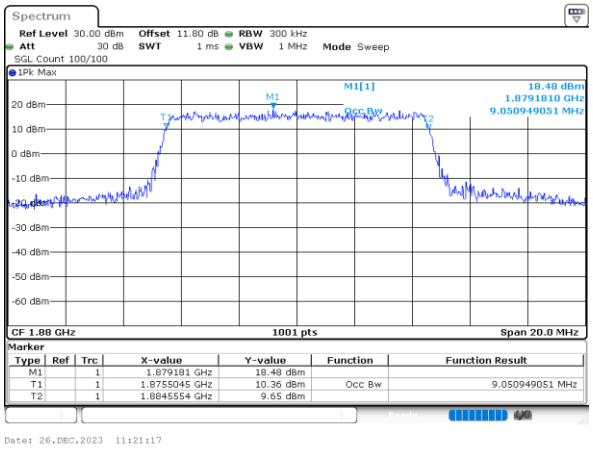

Middle Channel / 10MHz / 16QAM

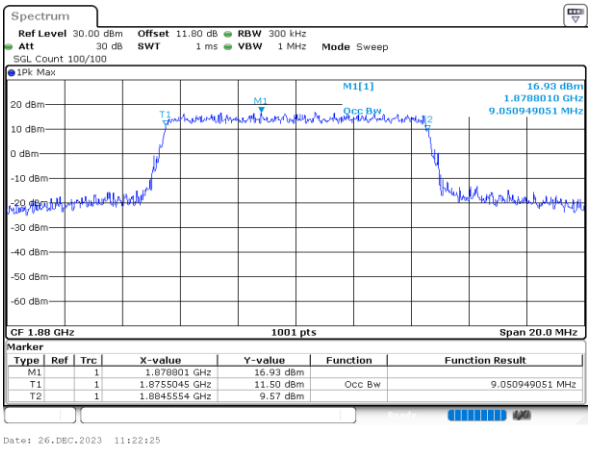

Middle Channel / 15MHz / QPSK

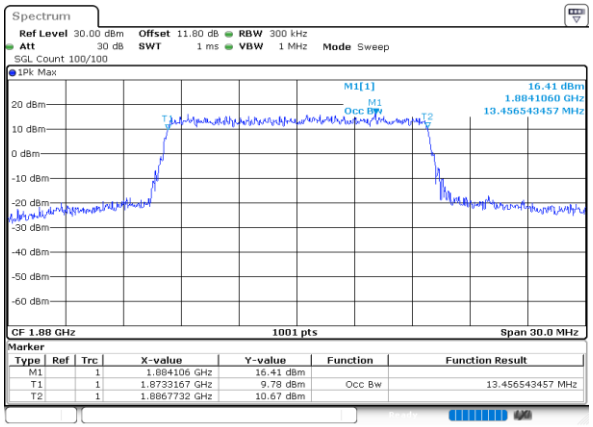

Middle Channel / 15MHz / 16QAM

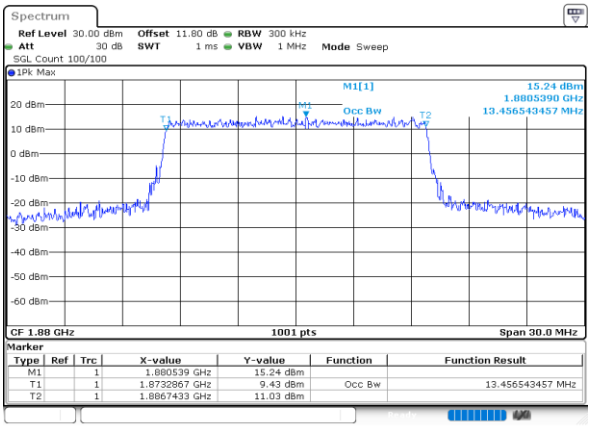

Middle Channel / 20MHz / QPSK

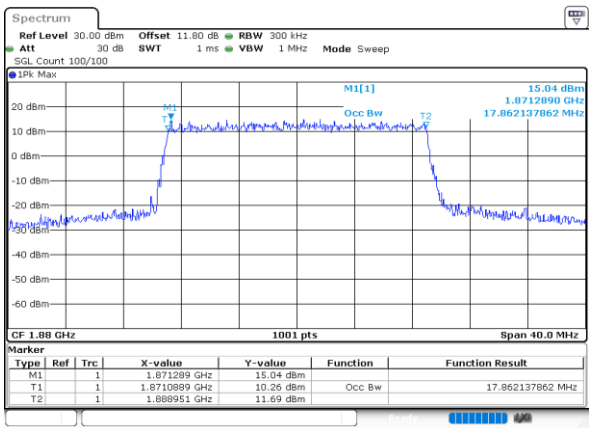

Middle Channel / 20MHz / 16QAM

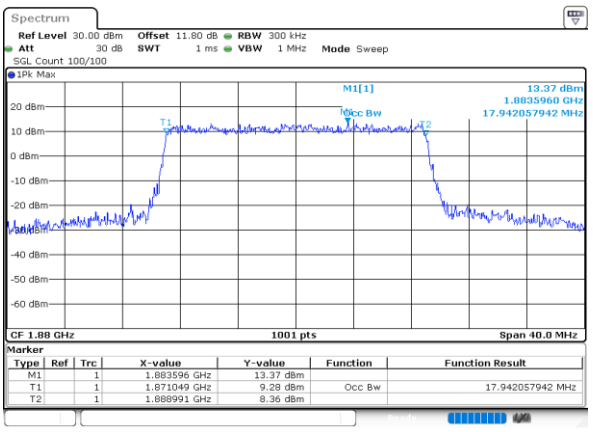

LTE Band 2

Middle Channel / 1.4MHz / 64QAM

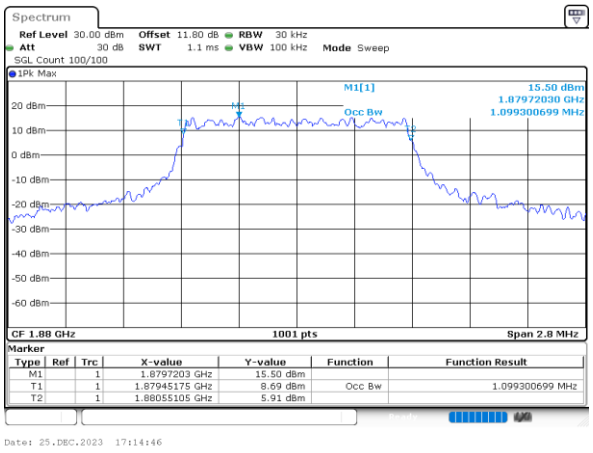

Middle Channel / 3MHz / 64QAM

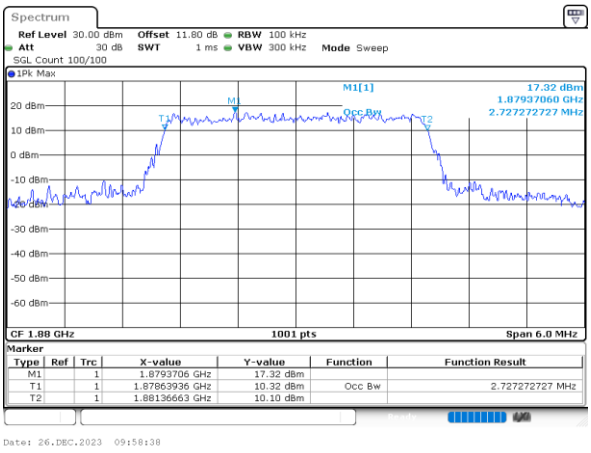

Middle Channel / 5MHz / 64QAM

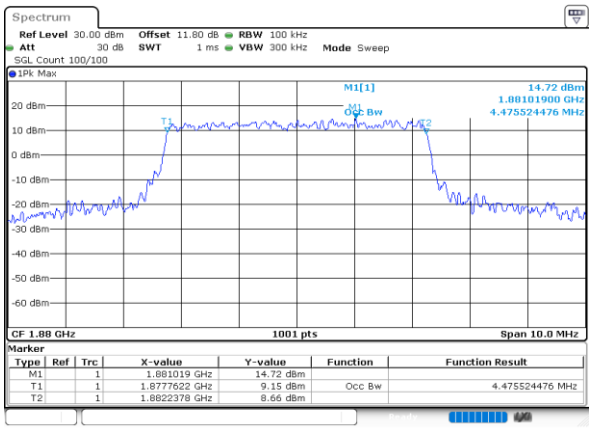

Middle Channel / 10MHz / 64QAM

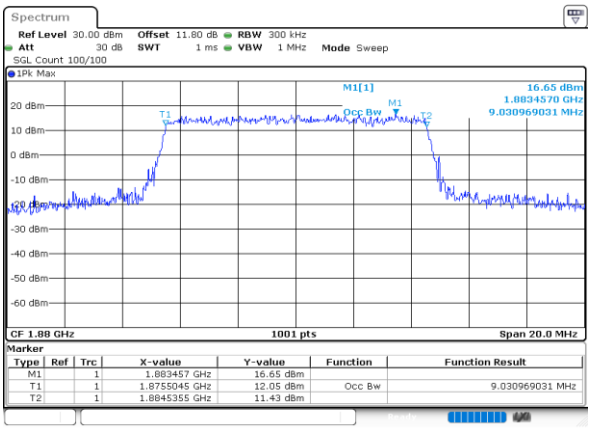

Middle Channel / 15MHz / 64QAM

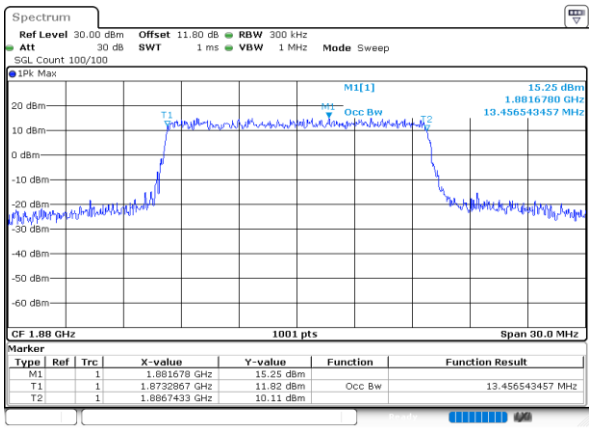

Middle Channel / 20MHz / 64QAM

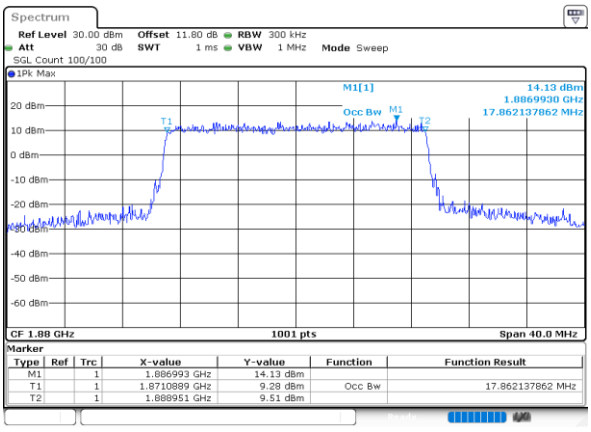

LTE Band 2

Middle Channel / 1.4MHz / 256QAM

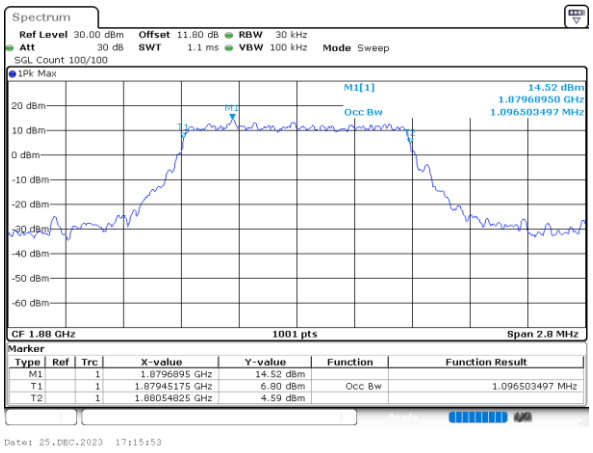

Middle Channel / 3MHz / 256QAM

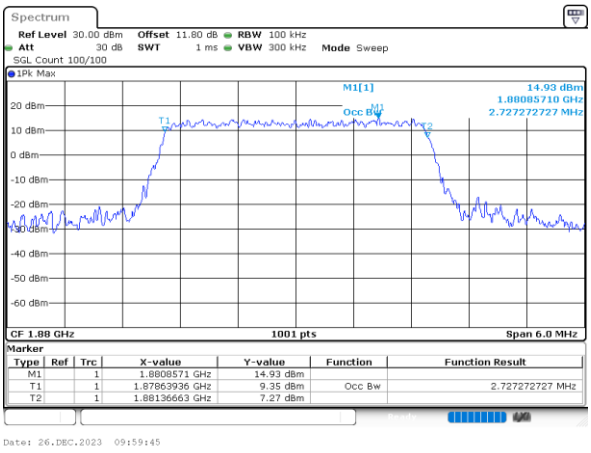

Middle Channel / 5MHz / 256QAM

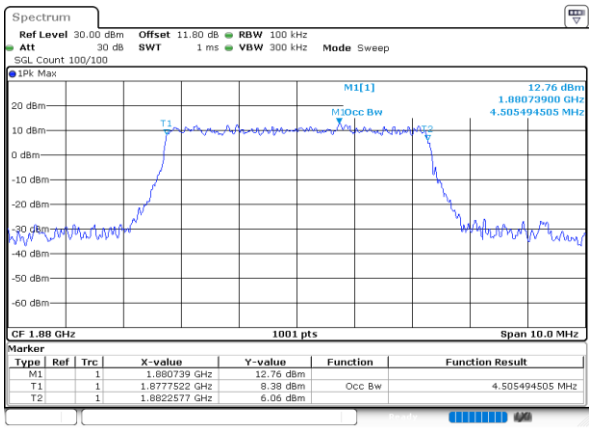

Middle Channel / 10MHz / 256QAM

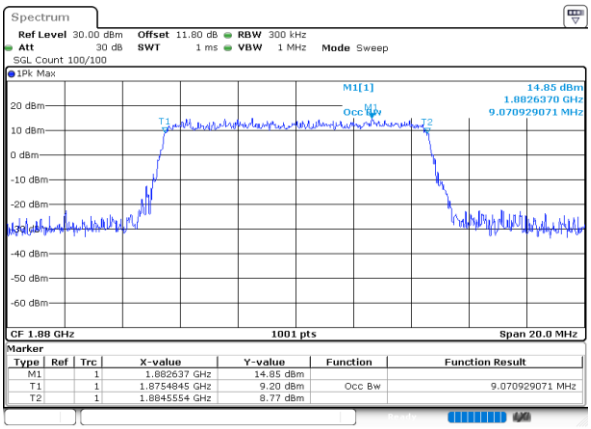

Middle Channel / 15MHz / 256QAM

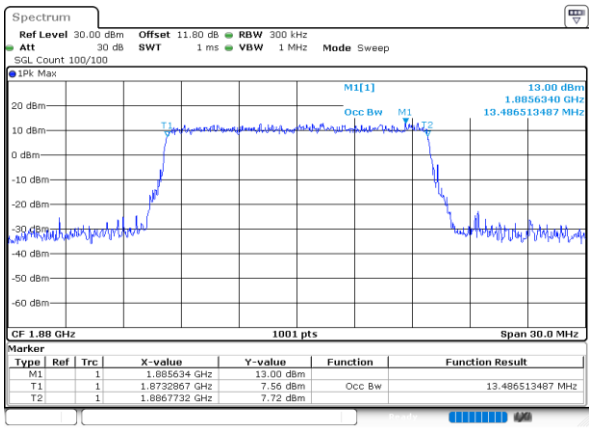

Middle Channel / 20MHz / 256QAM

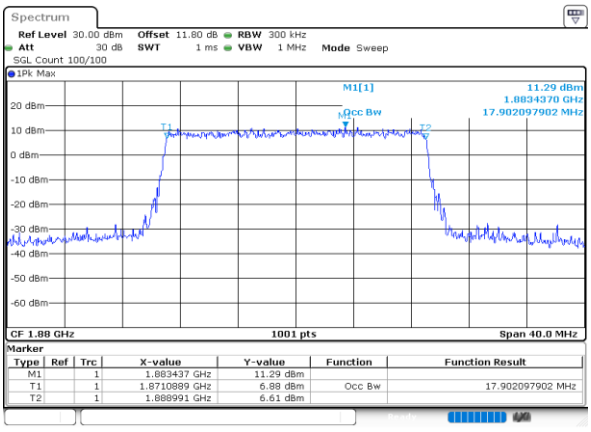

Conducted Band Edge

LTE Band 2 / 1.4MHz / QPSK

Lowest Band Edge / 1RB

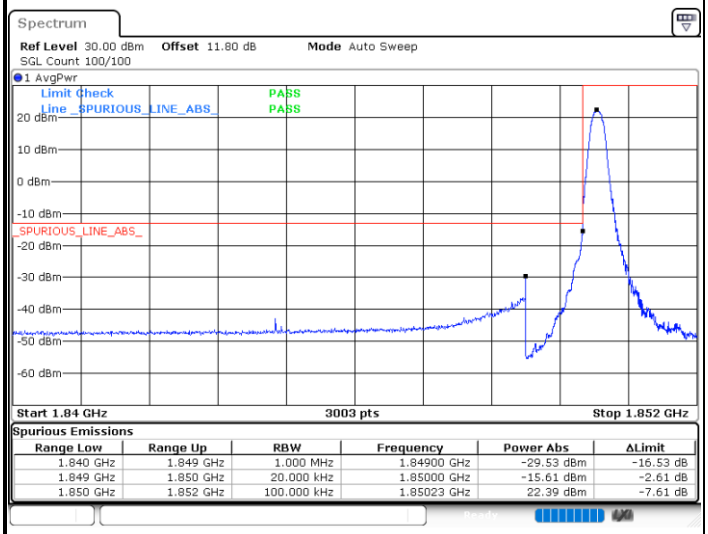

Spurious Emissions

Range Low	Range Up	RBW	Frequency	Power Abs	ΔLimit
1.840 GHz	1.849 GHz	1.000 MHz	1.84900 GHz	-29.53 dBm	-16.53 dB
1.849 GHz	1.850 GHz	20.000 kHz	1.85000 GHz	-15.61 dBm	-2.61 dB
1.850 GHz	1.852 GHz	100.000 kHz	1.85023 GHz	22.39 dBm	-7.61 dB

Date: 25.DEC.2023 17:02:33

Highest Band Edge / 1RB

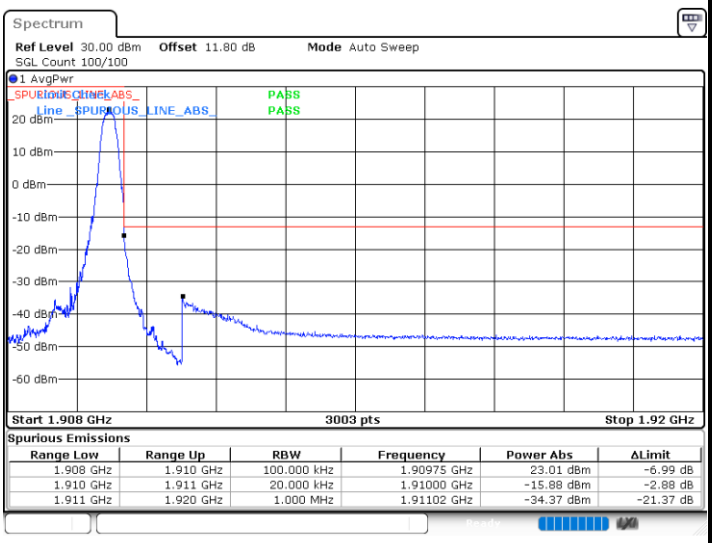

Spurious Emissions

Range Low	Range Up	RBW	Frequency	Power Abs	ΔLimit
1.908 GHz	1.910 GHz	100.000 kHz	1.90975 GHz	23.01 dBm	-6.99 dB
1.910 GHz	1.911 GHz	20.000 kHz	1.91000 GHz	-15.88 dBm	-2.88 dB
1.911 GHz	1.920 GHz	1.000 MHz	1.91102 GHz	-34.37 dBm	-21.37 dB

Date: 25.DEC.2023 17:19:27

Lowest Band Edge / Full RB

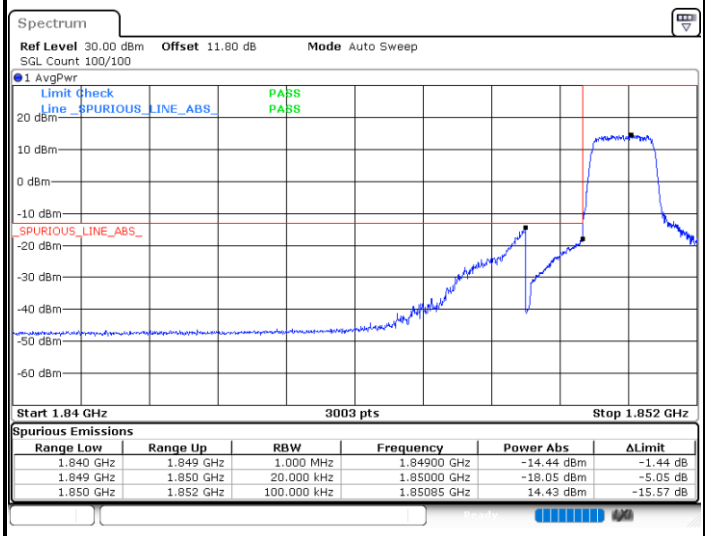

Spurious Emissions

Range Low	Range Up	RBW	Frequency	Power Abs	ΔLimit
1.840 GHz	1.849 GHz	1.000 MHz	1.84900 GHz	-14.44 dBm	-1.44 dB
1.849 GHz	1.850 GHz	20.000 kHz	1.85000 GHz	-18.05 dBm	-5.05 dB
1.850 GHz	1.852 GHz	100.000 kHz	1.85085 GHz	14.43 dBm	-15.57 dB

Date: 25.DEC.2023 17:08:59

Highest Band Edge / Full RB

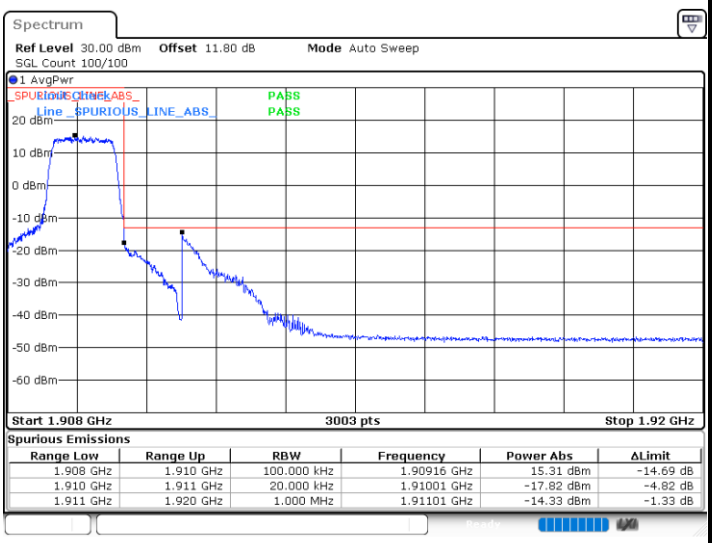

Spurious Emissions

Range Low	Range Up	RBW	Frequency	Power Abs	ΔLimit
1.908 GHz	1.910 GHz	100.000 kHz	1.90916 GHz	15.31 dBm	-14.69 dB
1.910 GHz	1.911 GHz	20.000 kHz	1.91001 GHz	-17.82 dBm	-4.82 dB
1.911 GHz	1.920 GHz	1.000 MHz	1.91101 GHz	-14.33 dBm	-1.33 dB

Date: 25.DEC.2023 17:24:17

LTE Band 2 / 1.4MHz / 16QAM

Lowest Band Edge / 1 RB

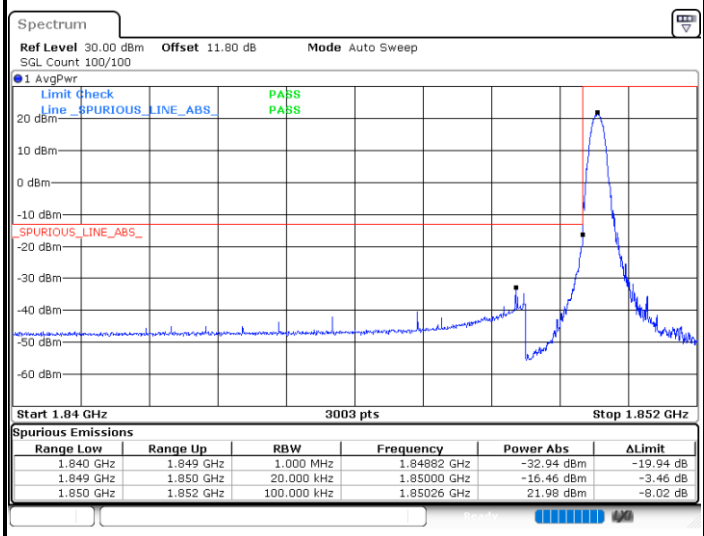

Spurious Emissions

Range Low	Range Up	RBW	Frequency	Power Abs	ΔLimit
1.840 GHz	1.849 GHz	1.000 MHz	1.84882 GHz	-32.94 dBm	-19.94 dB
1.849 GHz	1.850 GHz	20.000 kHz	1.85000 GHz	-16.46 dBm	-3.46 dB
1.850 GHz	1.852 GHz	100.000 kHz	1.85026 GHz	21.98 dBm	-8.02 dB

Date: 25.DEC.2023 17:05:20

Highest Band Edge / 1 RB

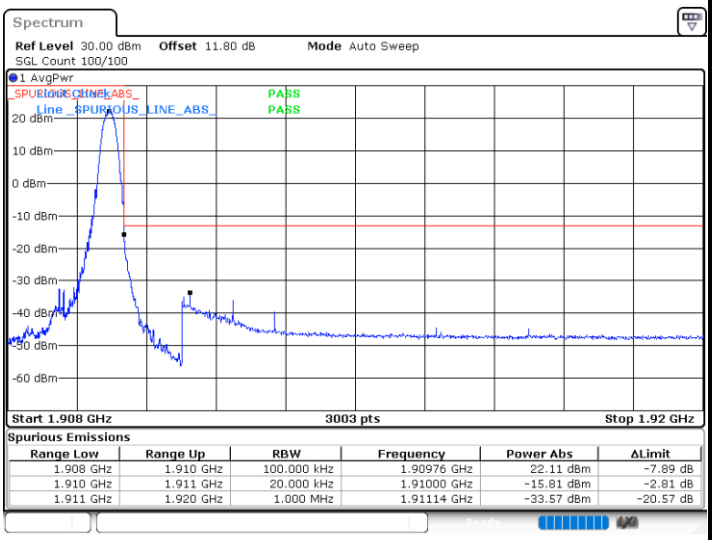

Spurious Emissions

Range Low	Range Up	RBW	Frequency	Power Abs	ΔLimit
1.908 GHz	1.910 GHz	100.000 kHz	1.90976 GHz	22.11 dBm	-7.89 dB
1.910 GHz	1.911 GHz	20.000 kHz	1.91000 GHz	-15.81 dBm	-2.81 dB
1.911 GHz	1.920 GHz	1.000 MHz	1.91114 GHz	-33.57 dBm	-20.57 dB

Date: 25.DEC.2023 17:20:38

Lowest Band Edge / Full RB

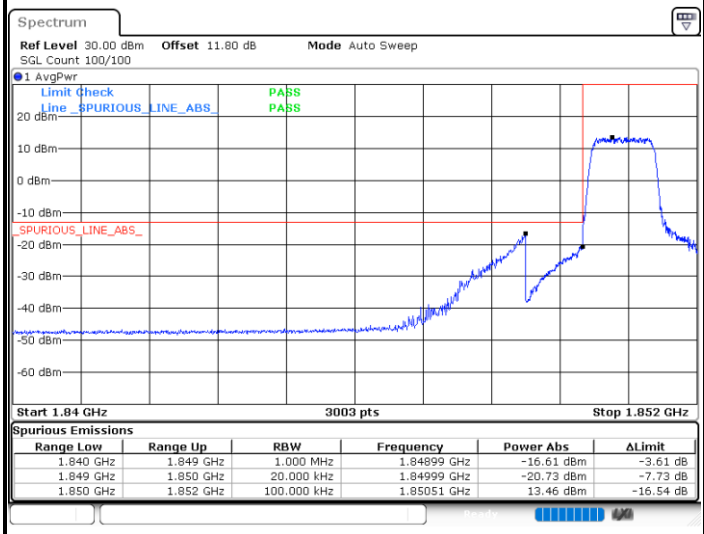

Spurious Emissions

Range Low	Range Up	RBW	Frequency	Power Abs	ΔLimit
1.840 GHz	1.849 GHz	1.000 MHz	1.84899 GHz	-16.61 dBm	-3.61 dB
1.849 GHz	1.850 GHz	20.000 kHz	1.84999 GHz	-20.73 dBm	-7.73 dB
1.850 GHz	1.852 GHz	100.000 kHz	1.85051 GHz	13.46 dBm	-16.54 dB

Date: 25.DEC.2023 17:10:11

Highest Band Edge / Full RB

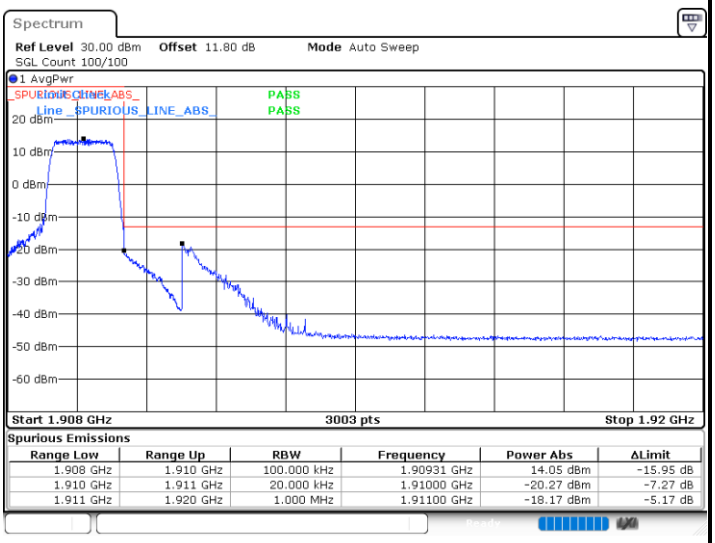

Spurious Emissions

Range Low	Range Up	RBW	Frequency	Power Abs	ΔLimit
1.908 GHz	1.910 GHz	100.000 kHz	1.90931 GHz	14.05 dBm	-15.95 dB
1.910 GHz	1.911 GHz	20.000 kHz	1.91000 GHz	-20.27 dBm	-7.27 dB
1.911 GHz	1.920 GHz	1.000 MHz	1.91100 GHz	-18.17 dBm	-5.17 dB

Date: 25.DEC.2023 17:25:29

LTE Band 2 / 1.4MHz / 64QAM

Lowest Band Edge / 1 RB

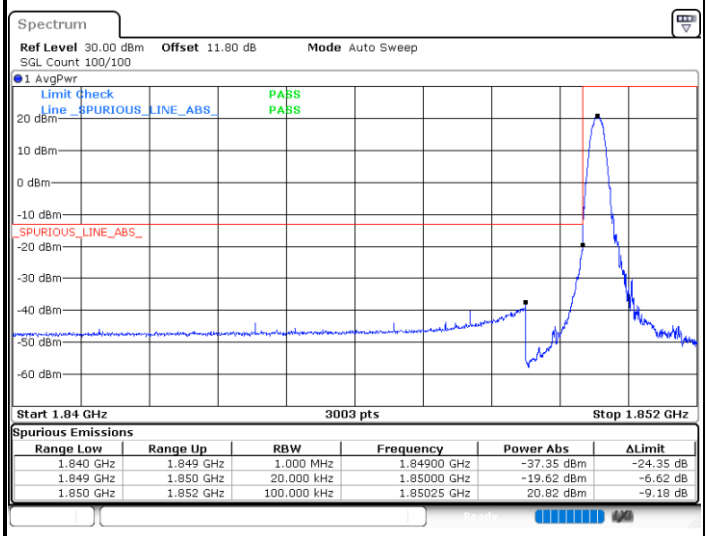

Spurious Emissions

Range Low	Range Up	RBW	Frequency	Power Abs	ΔLimit
1.840 GHz	1.849 GHz	1.000 MHz	1.84900 GHz	-37.35 dBm	-24.35 dB
1.849 GHz	1.850 GHz	20.000 kHz	1.85000 GHz	-19.62 dBm	-6.62 dB
1.850 GHz	1.852 GHz	100.000 kHz	1.85025 GHz	20.82 dBm	-9.18 dB

Date: 25.DEC.2023 17:06:32

Highest Band Edge / 1 RB

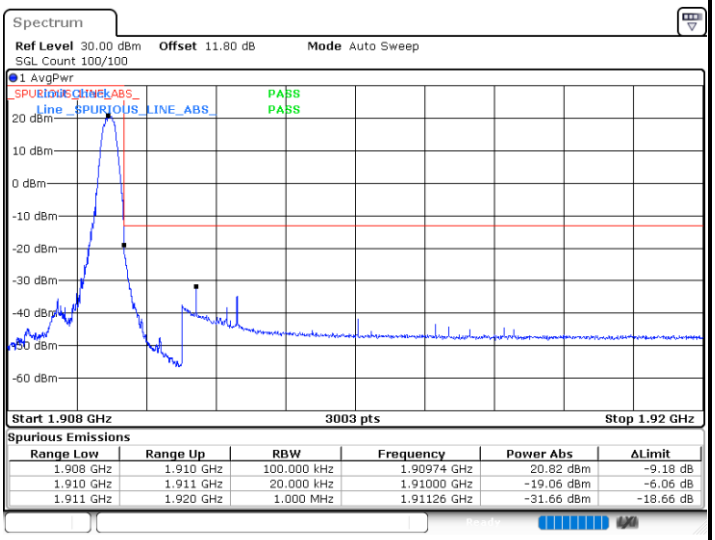

Spurious Emissions

Range Low	Range Up	RBW	Frequency	Power Abs	ΔLimit
1.908 GHz	1.910 GHz	100.000 kHz	1.90974 GHz	20.82 dBm	-9.18 dB
1.910 GHz	1.911 GHz	20.000 kHz	1.91000 GHz	-19.06 dBm	-6.06 dB
1.911 GHz	1.920 GHz	1.000 MHz	1.91126 GHz	-31.66 dBm	-18.66 dB

Date: 25.DEC.2023 17:21:50

Lowest Band Edge / Full RB

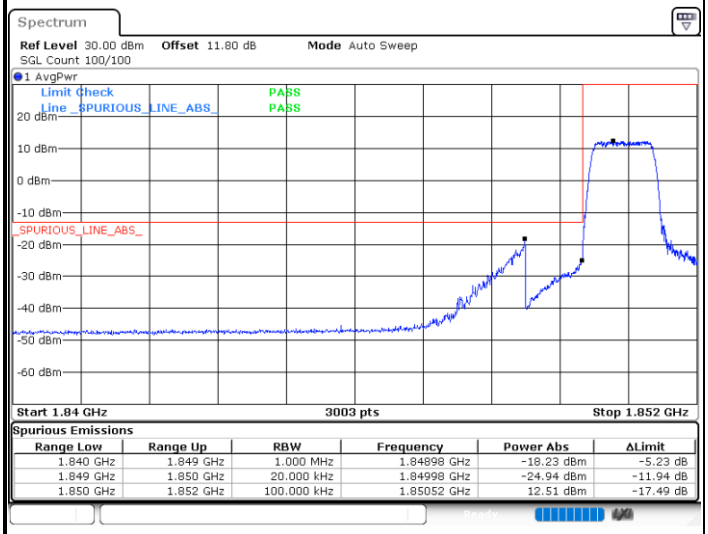

Spurious Emissions

Range Low	Range Up	RBW	Frequency	Power Abs	ΔLimit
1.840 GHz	1.849 GHz	1.000 MHz	1.84898 GHz	-18.23 dBm	-5.23 dB
1.849 GHz	1.850 GHz	20.000 kHz	1.84998 GHz	-24.94 dBm	-11.94 dB
1.850 GHz	1.852 GHz	100.000 kHz	1.85052 GHz	12.51 dBm	-17.49 dB

Date: 25.DEC.2023 17:11:23

Highest Band Edge / Full RB

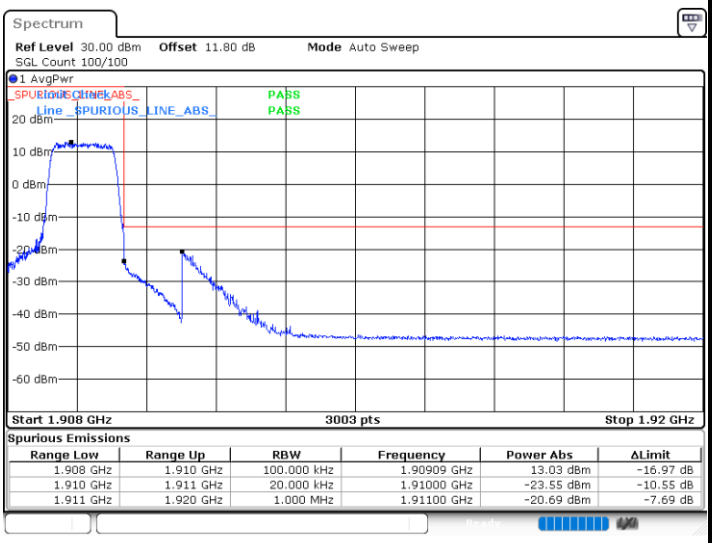

Spurious Emissions

Range Low	Range Up	RBW	Frequency	Power Abs	ΔLimit
1.908 GHz	1.910 GHz	100.000 kHz	1.90909 GHz	13.03 dBm	-16.97 dB
1.910 GHz	1.911 GHz	20.000 kHz	1.91000 GHz	-23.55 dBm	-10.55 dB
1.911 GHz	1.920 GHz	1.000 MHz	1.91100 GHz	-20.69 dBm	-7.69 dB

Date: 25.DEC.2023 17:26:41

LTE Band 2 / 1.4MHz / 256QAM

Lowest Band Edge / 1 RB

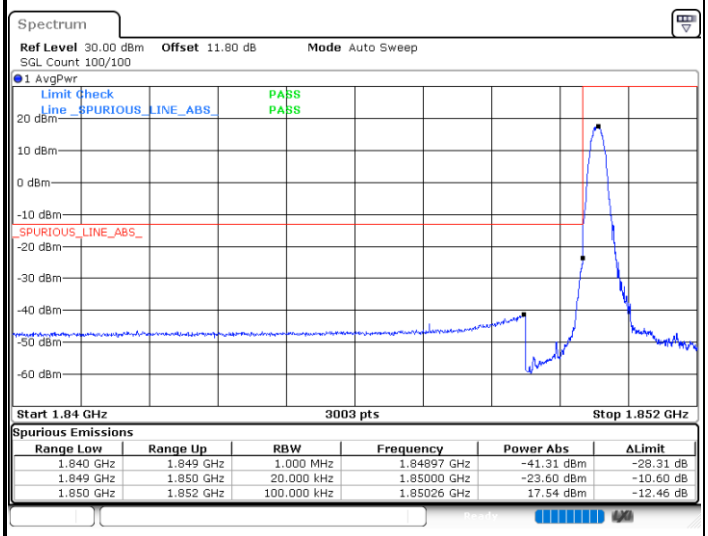

Spurious Emissions

Range Low	Range Up	RBW	Frequency	Power Abs	ΔLimit
1.840 GHz	1.849 GHz	1.000 MHz	1.84897 GHz	-41.31 dBm	-28.31 dB
1.849 GHz	1.850 GHz	20.000 kHz	1.85000 GHz	-23.60 dBm	-10.60 dB
1.850 GHz	1.852 GHz	100.000 kHz	1.85026 GHz	17.54 dBm	-12.46 dB

Date: 25.DEC.2023 17:07:44

Highest Band Edge / 1 RB

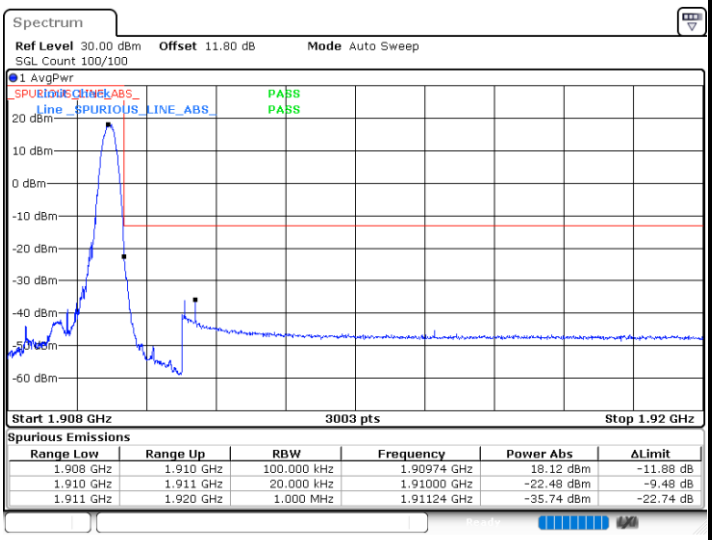

Spurious Emissions

Range Low	Range Up	RBW	Frequency	Power Abs	ΔLimit
1.908 GHz	1.910 GHz	100.000 kHz	1.90974 GHz	18.12 dBm	-11.88 dB
1.910 GHz	1.911 GHz	20.000 kHz	1.91000 GHz	-22.48 dBm	-9.48 dB
1.911 GHz	1.920 GHz	1.000 MHz	1.91124 GHz	-35.74 dBm	-22.74 dB

Date: 25.DEC.2023 17:23:02

Lowest Band Edge / Full RB

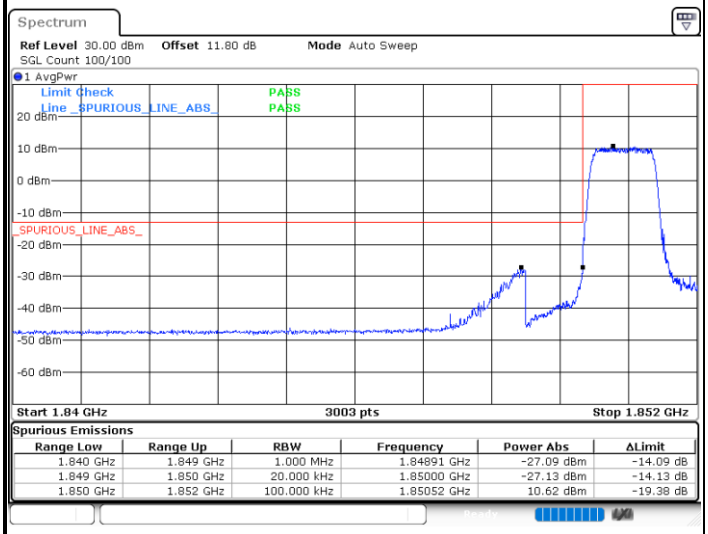

Spurious Emissions

Range Low	Range Up	RBW	Frequency	Power Abs	ΔLimit
1.840 GHz	1.849 GHz	1.000 MHz	1.84891 GHz	-27.09 dBm	-14.09 dB
1.849 GHz	1.850 GHz	20.000 kHz	1.85000 GHz	-27.13 dBm	-14.13 dB
1.850 GHz	1.852 GHz	100.000 kHz	1.85052 GHz	10.62 dBm	-19.38 dB

Date: 25.DEC.2023 17:12:36

Highest Band Edge / Full RB

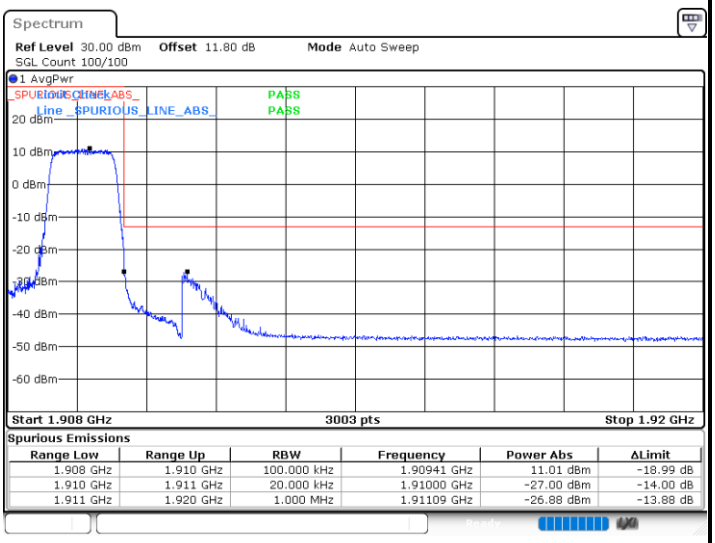

Spurious Emissions

Range Low	Range Up	RBW	Frequency	Power Abs	ΔLimit
1.908 GHz	1.910 GHz	100.000 kHz	1.90941 GHz	11.01 dBm	-18.99 dB
1.910 GHz	1.911 GHz	20.000 kHz	1.91000 GHz	-27.00 dBm	-14.00 dB
1.911 GHz	1.920 GHz	1.000 MHz	1.91109 GHz	-26.88 dBm	-13.88 dB

Date: 25.DEC.2023 17:27:54

LTE Band 2 / 3MHz / QPSK

Lowest Band Edge / Full RB

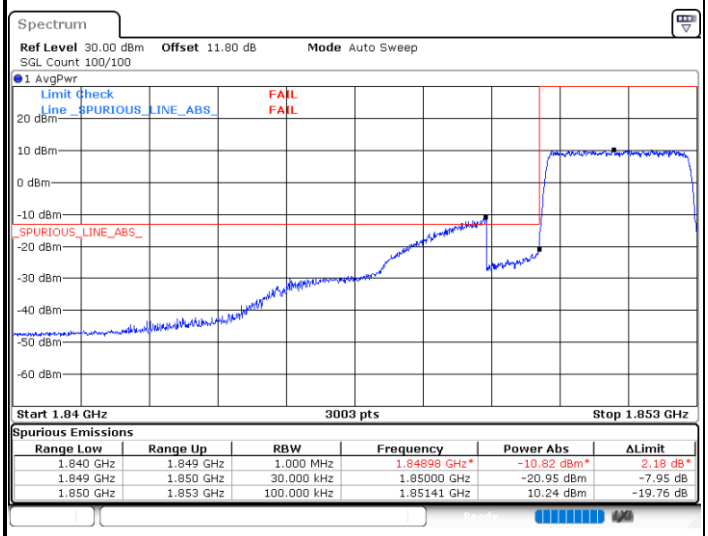

Spurious Emissions

Range Low	Range Up	RBW	Frequency	Power Abs	ΔLimit
1.840 GHz	1.849 GHz	1.000 MHz	1.84898 GHz*	-10.82 dBm*	2.18 dB*
1.849 GHz	1.850 GHz	30.000 kHz	1.85000 GHz	-20.95 dBm	-7.95 dB
1.850 GHz	1.853 GHz	100.000 kHz	1.85141 GHz	10.24 dBm	-19.76 dB

Date: 26.DEC.2023 14:11:31

Highest Band Edge / Full RB

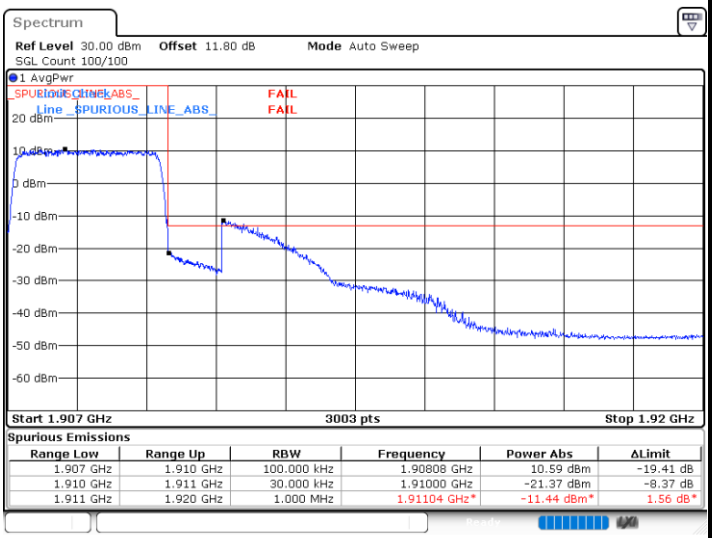

Spurious Emissions

Range Low	Range Up	RBW	Frequency	Power Abs	ΔLimit
1.907 GHz	1.910 GHz	100.000 kHz	1.90808 GHz	10.59 dBm	-19.41 dB
1.910 GHz	1.911 GHz	30.000 kHz	1.91000 GHz	-21.37 dBm	-8.37 dB
1.911 GHz	1.920 GHz	1.000 MHz	1.91104 GHz*	-11.44 dBm*	1.56 dB*

Date: 26.DEC.2023 14:13:26

Conducted Power verify

Power Limit -13 dBm > -14 dBm Pass

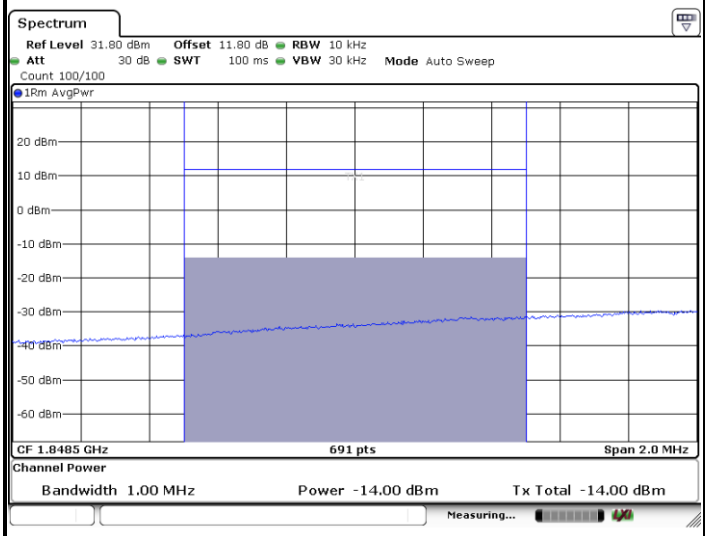

Date: 26.DEC.2023 14:18:56

Conducted Power verify

Power Limit -13 dBm > -14.54 dBm Pass

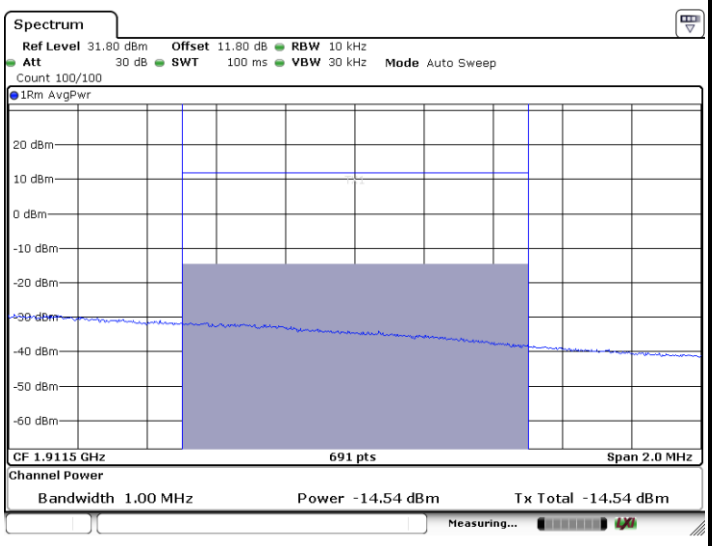

Date: 26.DEC.2023 14:20:16

LTE Band 2 / 3MHz / 16QAM

Lowest Band Edge / Full RB

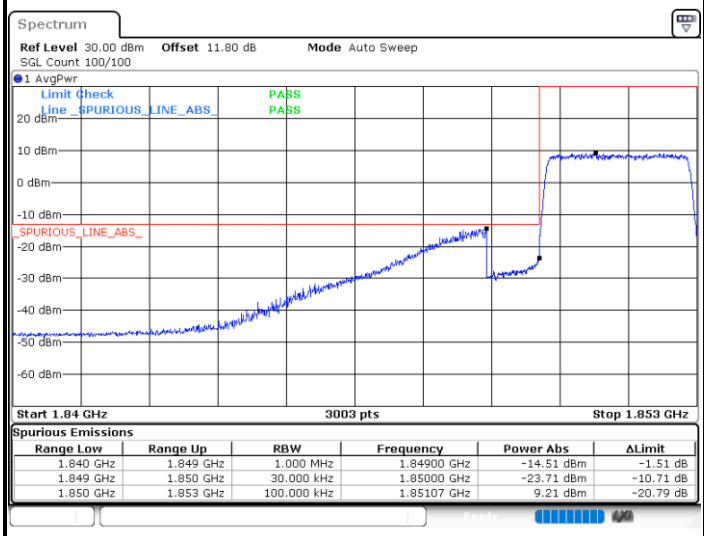

Spurious Emissions

Range Low	Range Up	RBW	Frequency	Power Abs	ΔLimit
1.840 GHz	1.849 GHz	1.000 MHz	1.84900 GHz	-14.51 dBm	-1.51 dB
1.849 GHz	1.850 GHz	30.000 kHz	1.85000 GHz	-23.71 dBm	-10.71 dB
1.850 GHz	1.853 GHz	100.000 kHz	1.85107 GHz	9.21 dBm	-20.79 dB

Date: 26.DEC.2023 14:12:25

Highest Band Edge / Full RB

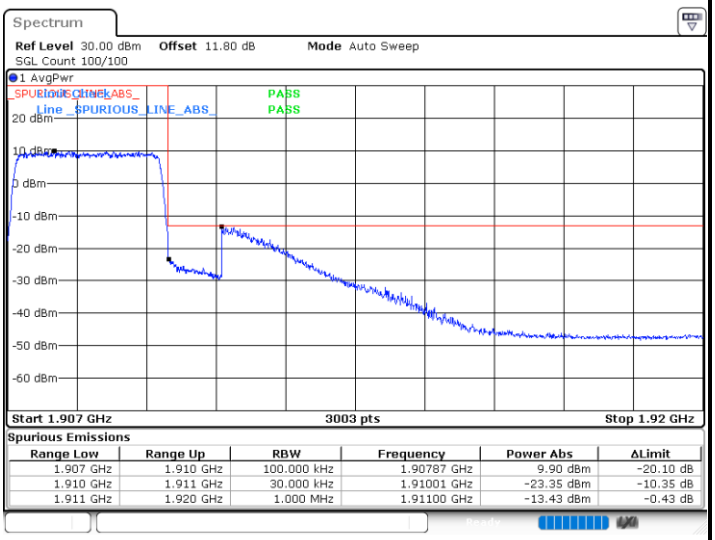

Spurious Emissions

Range Low	Range Up	RBW	Frequency	Power Abs	ΔLimit
1.907 GHz	1.910 GHz	100.000 kHz	1.90787 GHz	9.90 dBm	-20.10 dB
1.910 GHz	1.911 GHz	30.000 kHz	1.91001 GHz	-23.35 dBm	-10.35 dB
1.911 GHz	1.920 GHz	1.000 MHz	1.91100 GHz	-13.43 dBm	-0.43 dB

Date: 26.DEC.2023 10:47:41

LTE Band 2 / 3MHz / 64QAM

Lowest Band Edge / Full RB

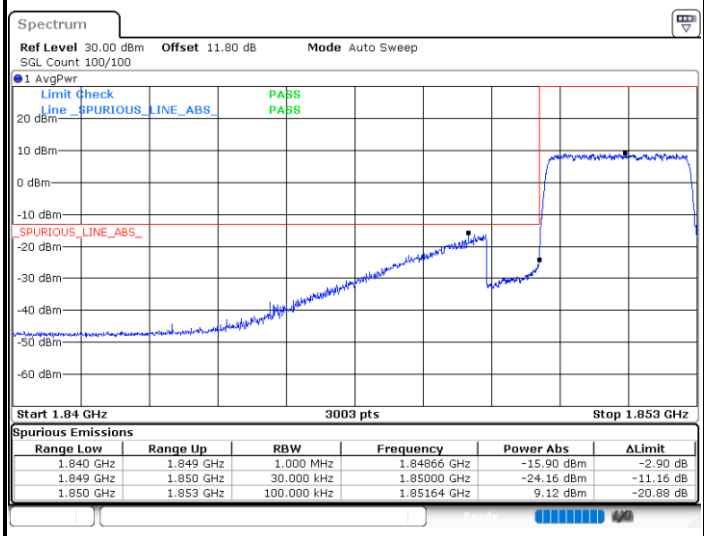

Spurious Emissions

Range Low	Range Up	RBW	Frequency	Power Abs	ΔLimit
1.840 GHz	1.849 GHz	1.000 MHz	1.84866 GHz	-15.90 dBm	-2.90 dB
1.849 GHz	1.850 GHz	30.000 kHz	1.85000 GHz	-24.16 dBm	-11.16 dB
1.850 GHz	1.853 GHz	100.000 kHz	1.85164 GHz	9.12 dBm	-20.88 dB

Date: 26.DEC.2023 09:47:33

Highest Band Edge / Full RB

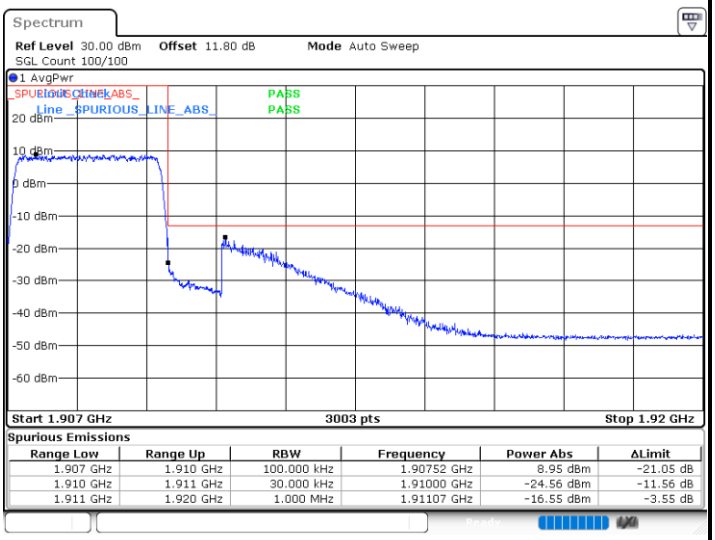

Spurious Emissions

Range Low	Range Up	RBW	Frequency	Power Abs	ΔLimit
1.907 GHz	1.910 GHz	100.000 kHz	1.90752 GHz	8.95 dBm	-21.05 dB
1.910 GHz	1.911 GHz	30.000 kHz	1.91000 GHz	-24.56 dBm	-11.56 dB
1.911 GHz	1.920 GHz	1.000 MHz	1.91107 GHz	-16.55 dBm	-3.55 dB

Date: 26.DEC.2023 10:48:33

LTE Band 2 / 3MHz / 256QAM

Lowest Band Edge / Full RB

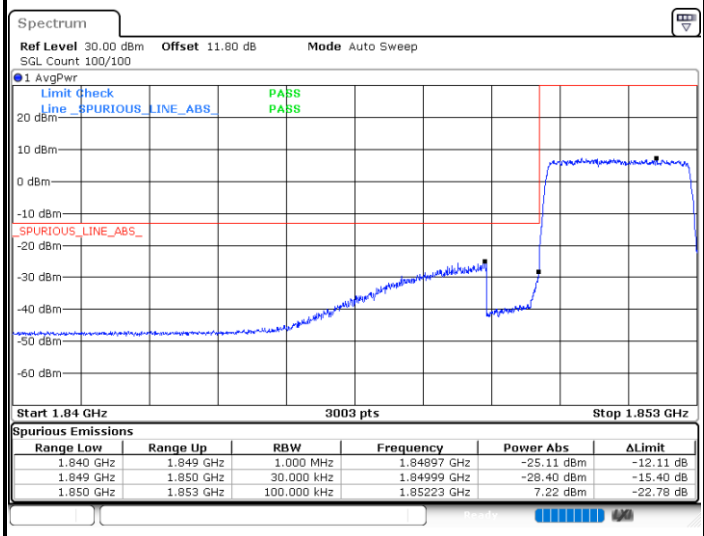

Spurious Emissions

Range Low	Range Up	RBW	Frequency	Power Abs	ΔLimit
1.840 GHz	1.849 GHz	1.000 MHz	1.84897 GHz	-25.11 dBm	-12.11 dB
1.849 GHz	1.850 GHz	30.000 kHz	1.84999 GHz	-28.40 dBm	-15.40 dB
1.850 GHz	1.853 GHz	100.000 kHz	1.85223 GHz	7.22 dBm	-22.78 dB

Date: 26.DEC.2023 09:55:53

Highest Band Edge / Full RB

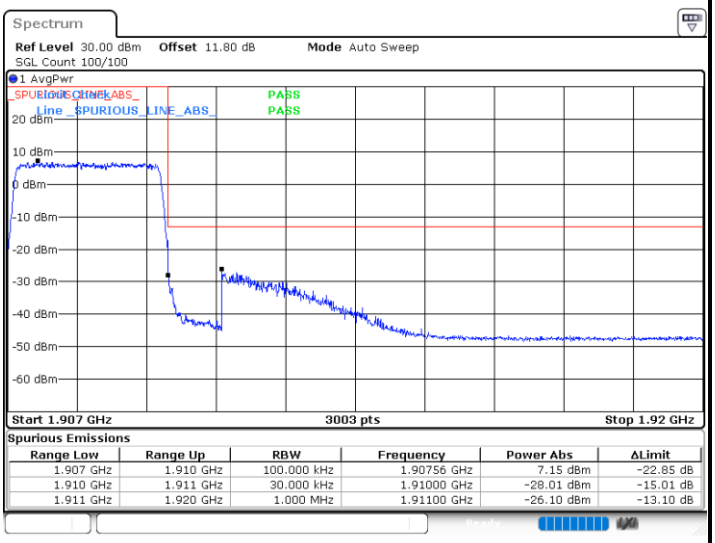

Spurious Emissions

Range Low	Range Up	RBW	Frequency	Power Abs	ΔLimit
1.907 GHz	1.910 GHz	100.000 kHz	1.90756 GHz	7.15 dBm	-22.85 dB
1.910 GHz	1.911 GHz	30.000 kHz	1.91000 GHz	-28.01 dBm	-15.01 dB
1.911 GHz	1.920 GHz	1.000 MHz	1.91100 GHz	-26.10 dBm	-13.10 dB

Date: 26.DEC.2023 10:49:25

LTE Band 2 / 5MHz / QPSK

Lowest Band Edge / Full RB

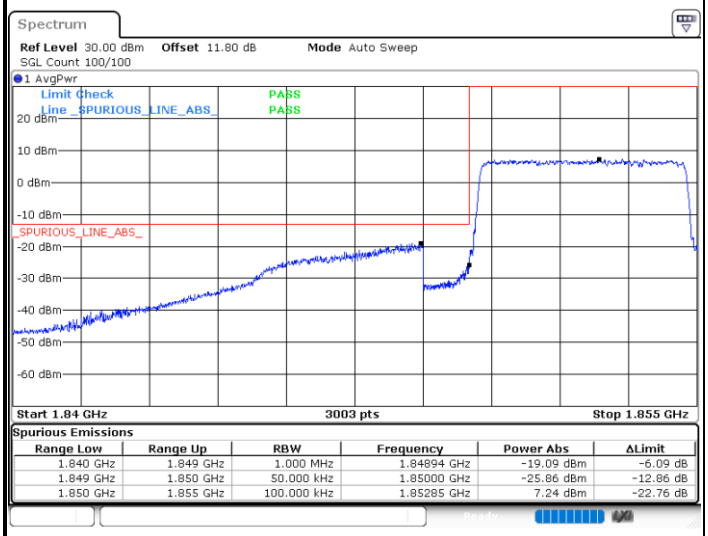

Spurious Emissions

Range Low	Range Up	RBW	Frequency	Power Abs	ΔLimit
1.840 GHz	1.849 GHz	1.000 MHz	1.84894 GHz	-19.09 dBm	-6.09 dB
1.849 GHz	1.850 GHz	50.000 kHz	1.85000 GHz	-25.86 dBm	-12.86 dB
1.850 GHz	1.855 GHz	100.000 kHz	1.85285 GHz	7.24 dBm	-22.76 dB

Date: 26.DEC.2023 10:56:03

Highest Band Edge / Full RB

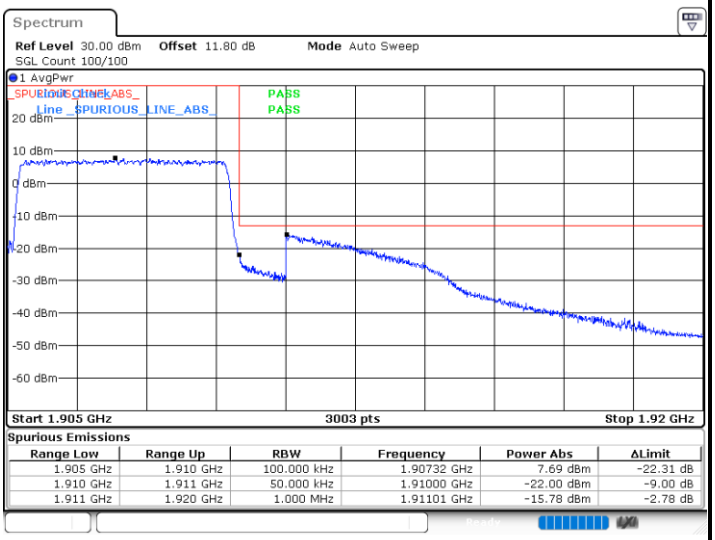

Spurious Emissions

Range Low	Range Up	RBW	Frequency	Power Abs	ΔLimit
1.905 GHz	1.910 GHz	100.000 kHz	1.90732 GHz	7.69 dBm	-22.31 dB
1.910 GHz	1.911 GHz	50.000 kHz	1.91000 GHz	-22.00 dBm	-9.00 dB
1.911 GHz	1.920 GHz	1.000 MHz	1.91101 GHz	-15.78 dBm	-2.78 dB

Date: 26.DEC.2023 11:09:31

LTE Band 2 / 5MHz / 16QAM

Lowest Band Edge / Full RB

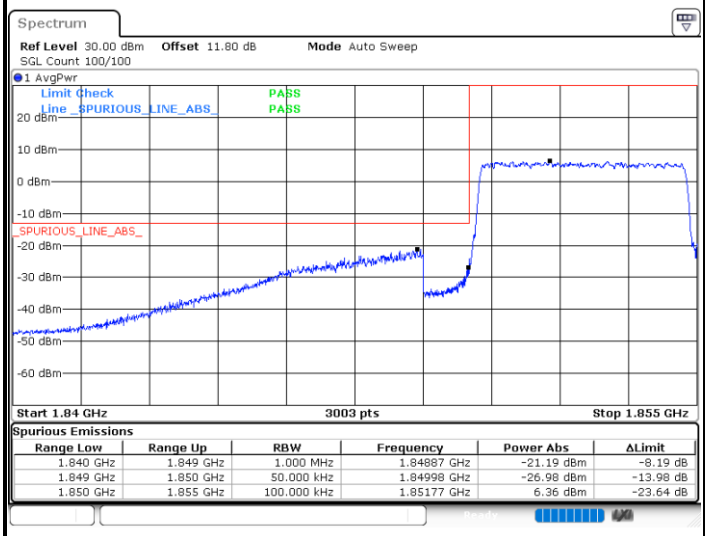

Spurious Emissions

Range Low	Range Up	RBW	Frequency	Power Abs	ΔLimit
1.840 GHz	1.849 GHz	1.000 MHz	1.84887 GHz	-21.19 dBm	-8.19 dB
1.849 GHz	1.850 GHz	50.000 kHz	1.84998 GHz	-26.98 dBm	-13.98 dB
1.850 GHz	1.855 GHz	100.000 kHz	1.85177 GHz	6.36 dBm	-23.64 dB

Date: 26.DEC.2023 10:56:55

Highest Band Edge / Full RB

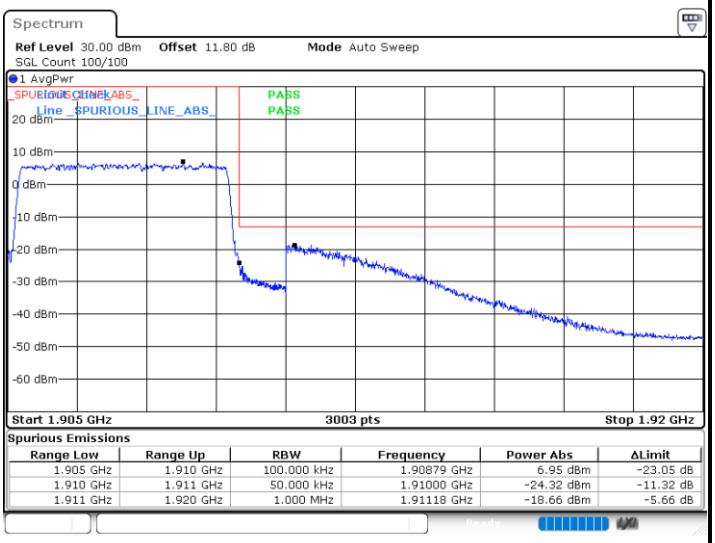

Spurious Emissions

Range Low	Range Up	RBW	Frequency	Power Abs	ΔLimit
1.905 GHz	1.910 GHz	100.000 kHz	1.90879 GHz	6.95 dBm	-23.05 dB
1.910 GHz	1.911 GHz	50.000 kHz	1.91000 GHz	-24.32 dBm	-11.32 dB
1.911 GHz	1.920 GHz	1.000 MHz	1.91118 GHz	-18.66 dBm	-5.66 dB

Date: 26.DEC.2023 11:10:23

LTE Band 2 / 5MHz / 64QAM

Lowest Band Edge / Full RB

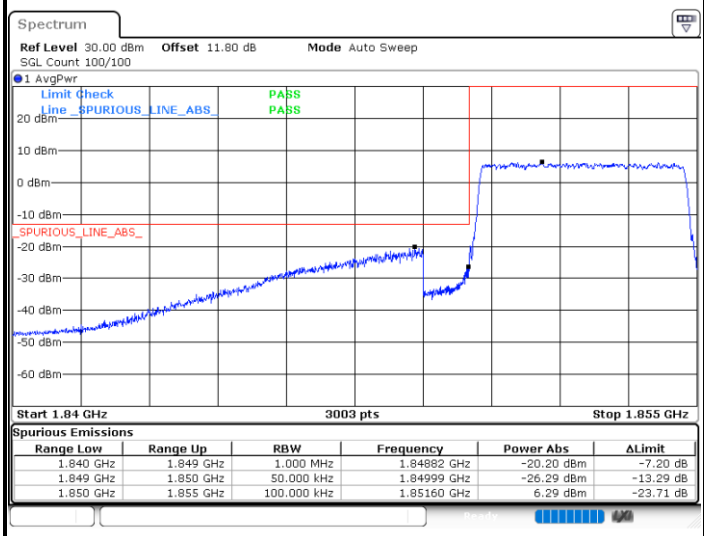

Spurious Emissions

Range Low	Range Up	RBW	Frequency	Power Abs	ΔLimit
1.840 GHz	1.849 GHz	1.000 MHz	1.84882 GHz	-20.20 dBm	-7.20 dB
1.849 GHz	1.850 GHz	50.000 kHz	1.84999 GHz	-26.29 dBm	-13.29 dB
1.850 GHz	1.855 GHz	100.000 kHz	1.85160 GHz	6.29 dBm	-23.71 dB

Date: 26.DEC.2023 10:57:47

Highest Band Edge / Full RB

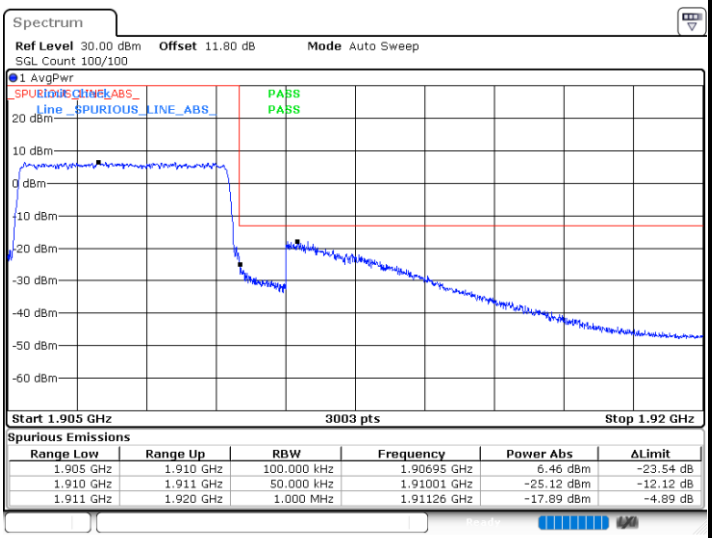

Spurious Emissions

Range Low	Range Up	RBW	Frequency	Power Abs	ΔLimit
1.905 GHz	1.910 GHz	100.000 kHz	1.90695 GHz	6.46 dBm	-23.54 dB
1.910 GHz	1.911 GHz	50.000 kHz	1.91001 GHz	-25.12 dBm	-12.12 dB
1.911 GHz	1.920 GHz	1.000 MHz	1.91126 GHz	-17.89 dBm	-4.89 dB

Date: 26.DEC.2023 11:11:15

LTE Band 2 / 5MHz / 256QAM

Lowest Band Edge / Full RB

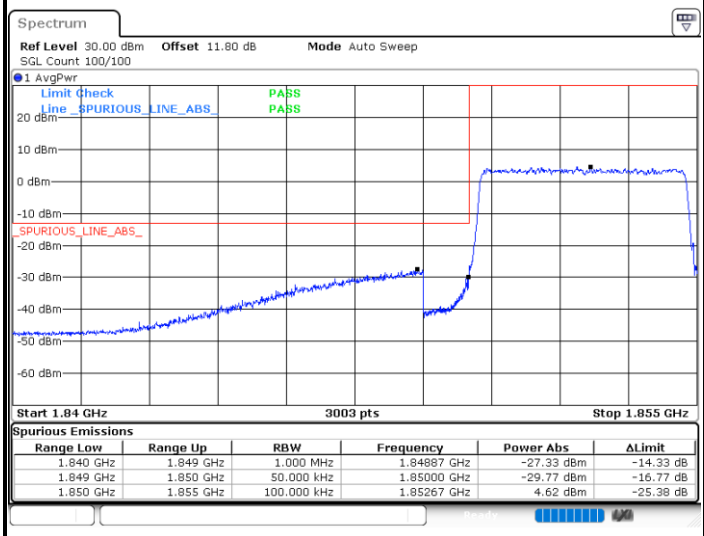

Spurious Emissions

Range Low	Range Up	RBW	Frequency	Power Abs	ΔLimit
1.840 GHz	1.849 GHz	1.000 MHz	1.84887 GHz	-27.33 dBm	-14.33 dB
1.849 GHz	1.850 GHz	50.000 kHz	1.85000 GHz	-29.77 dBm	-16.77 dB
1.850 GHz	1.855 GHz	100.000 kHz	1.85267 GHz	4.62 dBm	-25.38 dB

Date: 26.DEC.2023 10:58:39

Highest Band Edge / Full RB

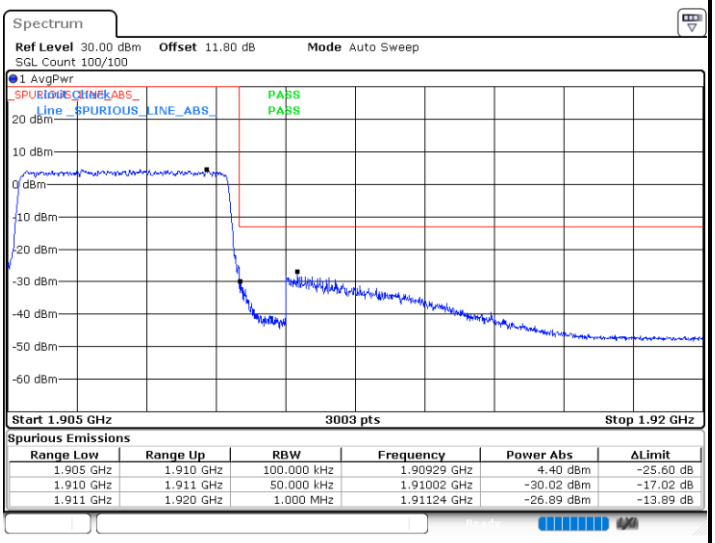

Spurious Emissions

Range Low	Range Up	RBW	Frequency	Power Abs	ΔLimit
1.905 GHz	1.910 GHz	100.000 kHz	1.90929 GHz	4.40 dBm	-25.60 dB
1.910 GHz	1.911 GHz	50.000 kHz	1.91002 GHz	-30.02 dBm	-17.02 dB
1.911 GHz	1.920 GHz	1.000 MHz	1.91124 GHz	-26.89 dBm	-13.89 dB

Date: 26.DEC.2023 11:12:07

LTE Band 2 / 10MHz / QPSK

Lowest Band Edge / Full RB

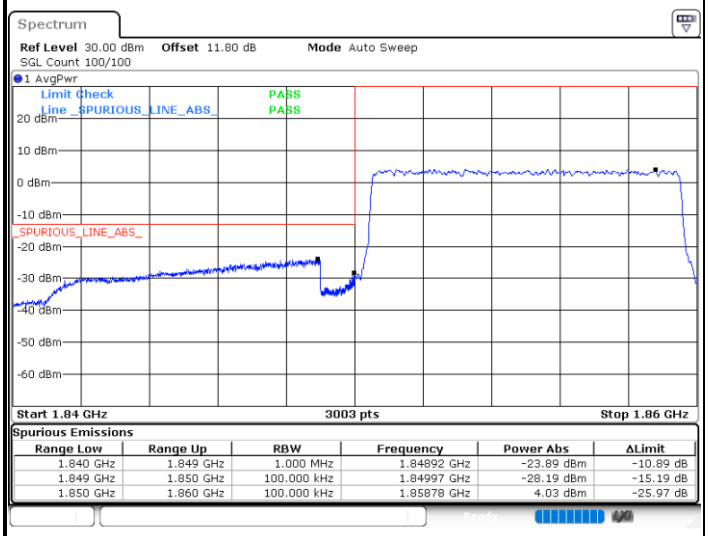

Spurious Emissions

Range Low	Range Up	RBW	Frequency	Power Abs	ΔLimit
1.840 GHz	1.849 GHz	1.000 MHz	1.84892 GHz	-23.89 dBm	-10.89 dB
1.849 GHz	1.850 GHz	100.000 kHz	1.84997 GHz	-28.19 dBm	-15.19 dB
1.850 GHz	1.860 GHz	100.000 kHz	1.85878 GHz	4.03 dBm	-25.97 dB

Date: 26.DEC.2023 11:18:01

Highest Band Edge / Full RB

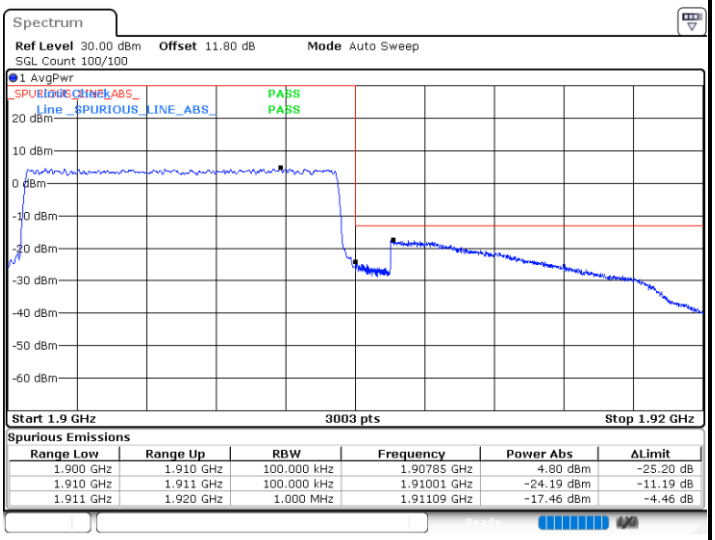

Spurious Emissions

Range Low	Range Up	RBW	Frequency	Power Abs	ΔLimit
1.900 GHz	1.910 GHz	100.000 kHz	1.90785 GHz	4.80 dBm	-25.20 dB
1.910 GHz	1.911 GHz	100.000 kHz	1.91001 GHz	-24.19 dBm	-11.19 dB
1.911 GHz	1.920 GHz	1.000 MHz	1.91109 GHz	-17.46 dBm	-4.46 dB

Date: 26.DEC.2023 11:32:15

LTE Band 2 / 10MHz / 16QAM

Lowest Band Edge / Full RB

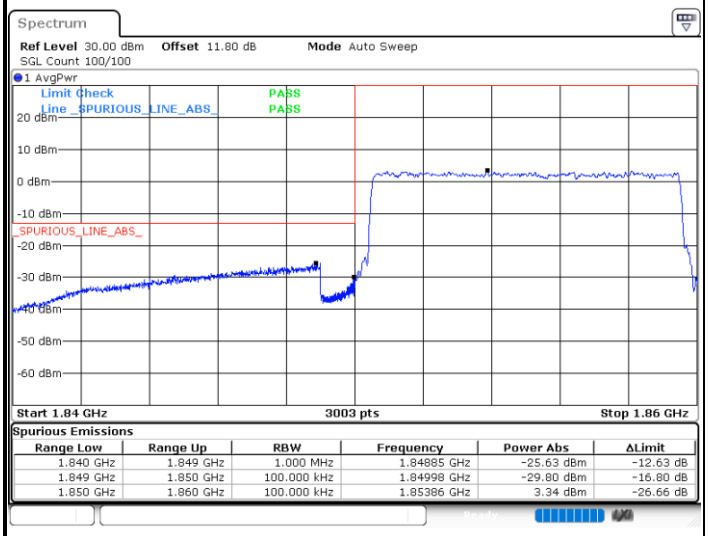

Spurious Emissions

Range Low	Range Up	RBW	Frequency	Power Abs	ΔLimit
1.840 GHz	1.849 GHz	1.000 MHz	1.84885 GHz	-25.63 dBm	-12.63 dB
1.849 GHz	1.850 GHz	100.000 kHz	1.84998 GHz	-29.80 dBm	-16.80 dB
1.850 GHz	1.860 GHz	100.000 kHz	1.85386 GHz	3.34 dBm	-26.66 dB

Date: 26.DEC.2023 11:18:53

Highest Band Edge / Full RB

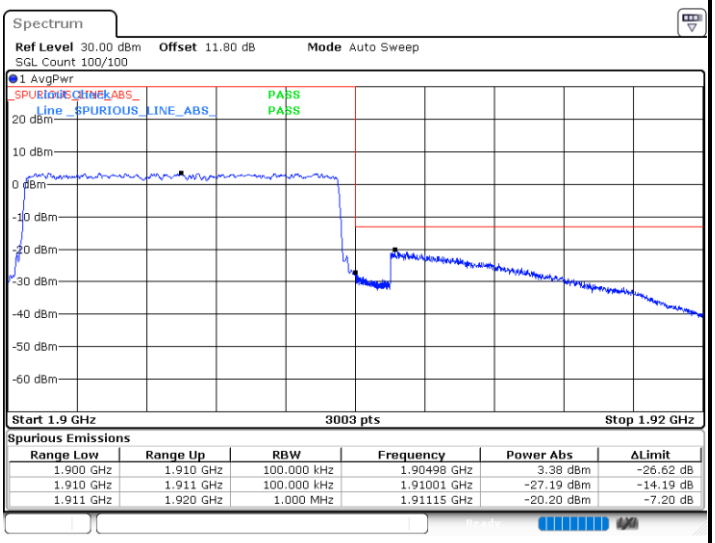

Spurious Emissions

Range Low	Range Up	RBW	Frequency	Power Abs	ΔLimit
1.900 GHz	1.910 GHz	100.000 kHz	1.90498 GHz	3.38 dBm	-26.62 dB
1.910 GHz	1.911 GHz	100.000 kHz	1.91001 GHz	-27.19 dBm	-14.19 dB
1.911 GHz	1.920 GHz	1.000 MHz	1.91115 GHz	-20.20 dBm	-7.20 dB

Date: 26.DEC.2023 11:33:07