Test Mode :	802.11g	Test Channel :	11

100kHz PSD reference Level	High Channel Plot
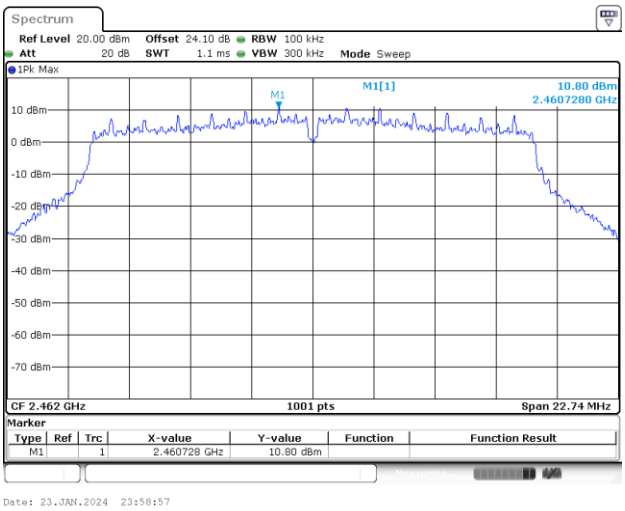	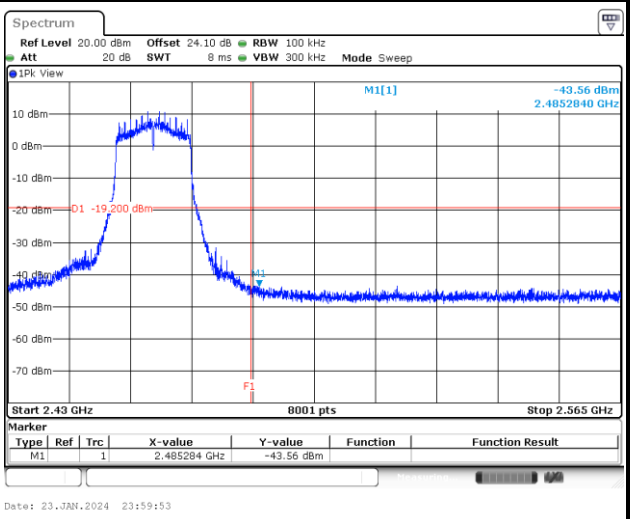
Spurious Emission 30MHz~1GHz	**Spurious Emission 1GHz~26.5GHz**
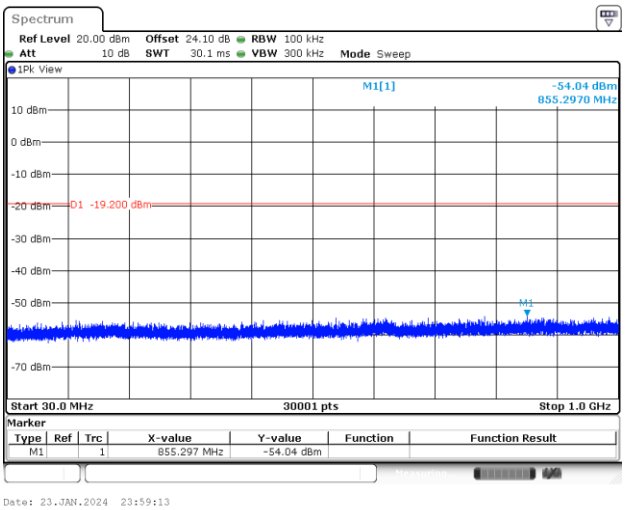	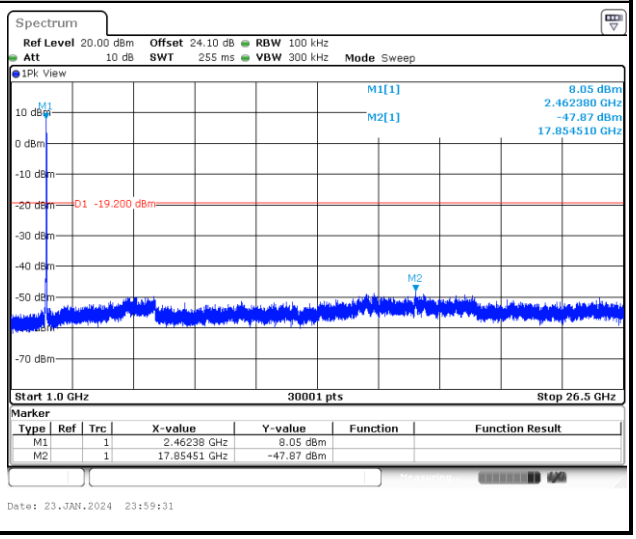

Test Mode :	802.11n HT20	Test Channel :	01

100kHz PSD reference Level

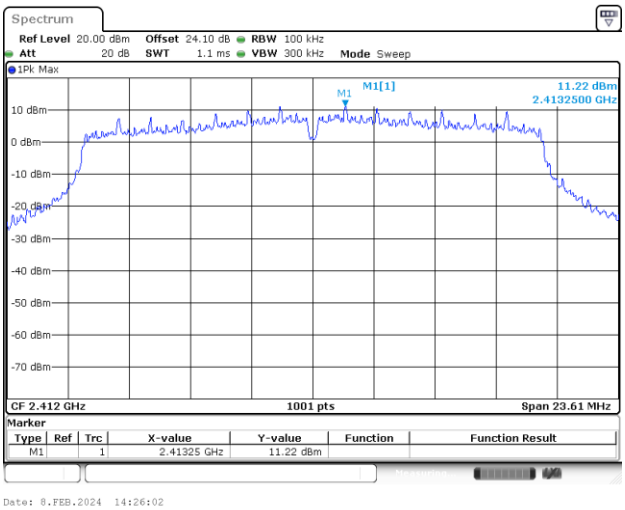

Low Channel Plot

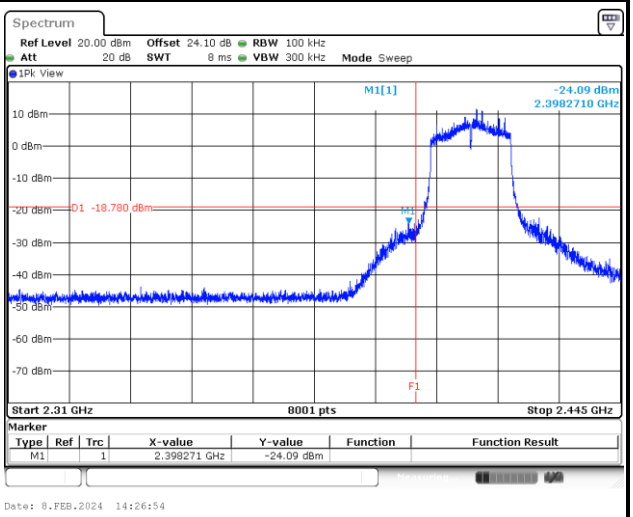

Spurious Emission 30MHz~1GHz

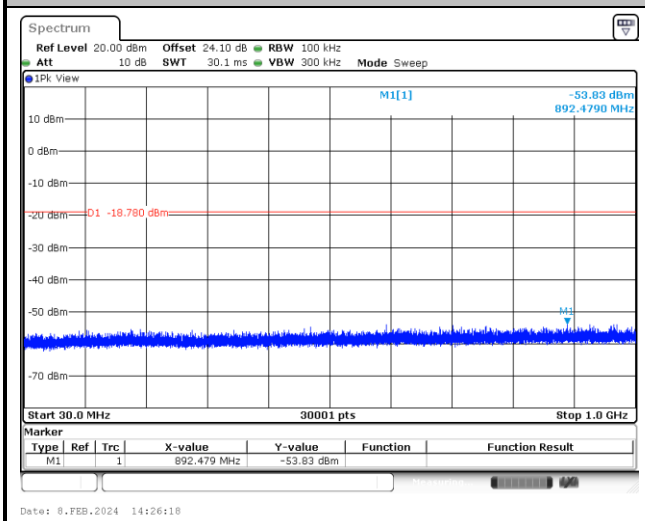

Spurious Emission 1GHz~26.5GHz

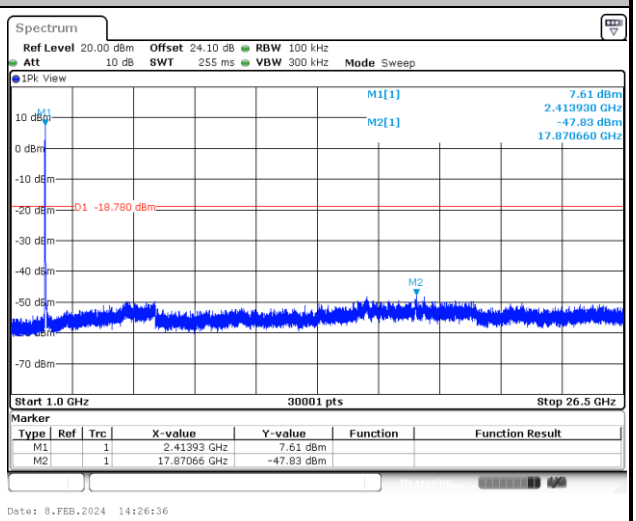

Test Mode :	802.11n HT20	Test Channel :	06

100kHz PSD reference Level	Middle Channel Plot
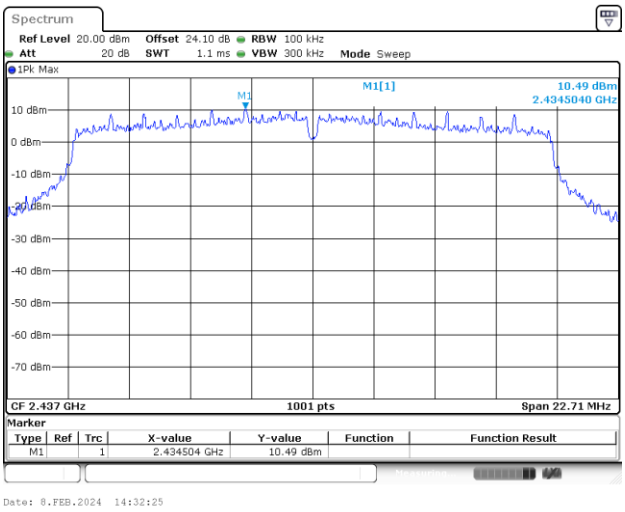	

Spurious Emission 30MHz~1GHz	Spurious Emission 1GHz~26.5GHz
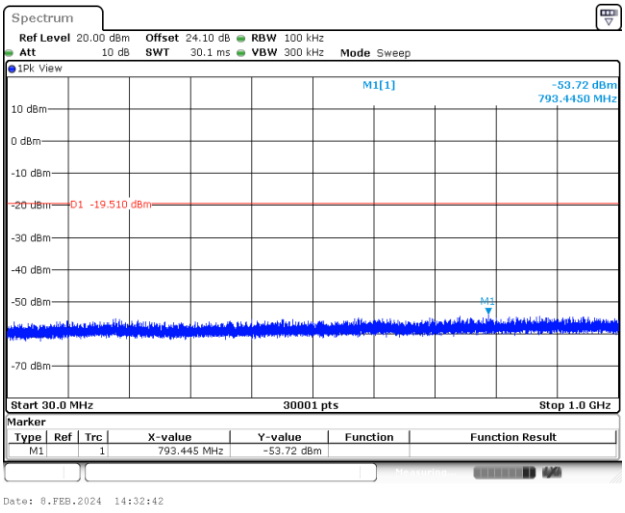	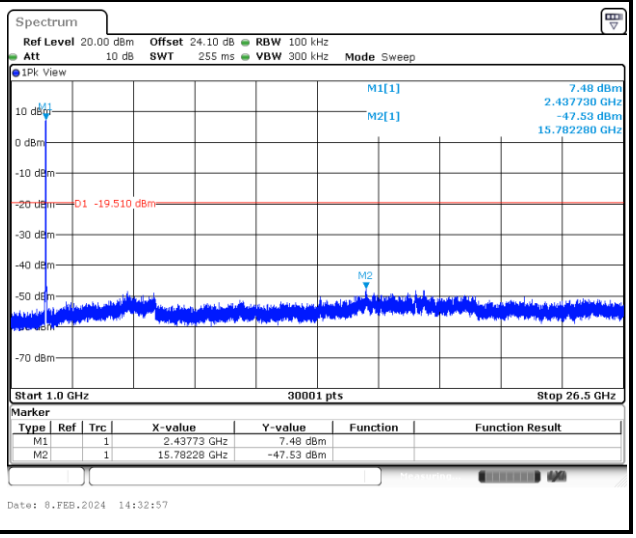

Test Mode :	802.11n HT20	Test Channel :	11

100kHz PSD reference Level	High Channel Plot
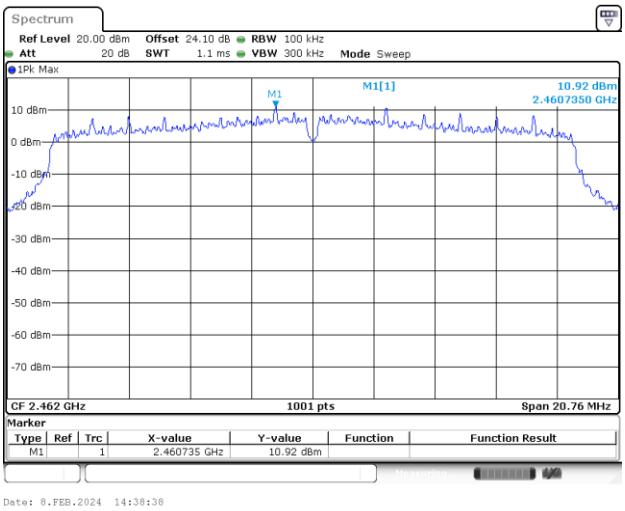	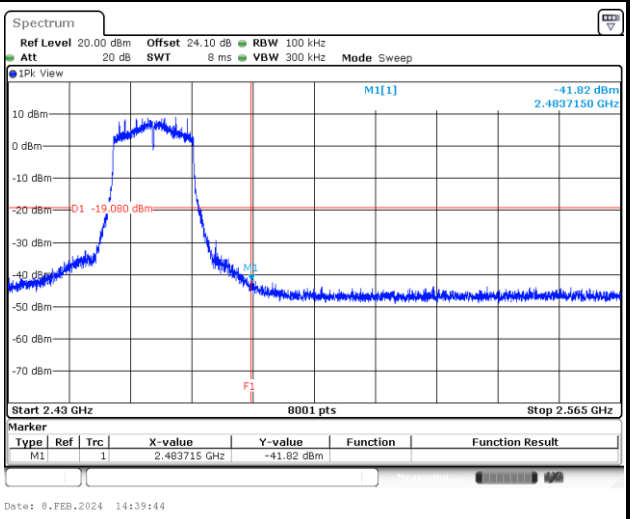
Spurious Emission 30MHz~1GHz	**Spurious Emission 1GHz~26.5GHz**
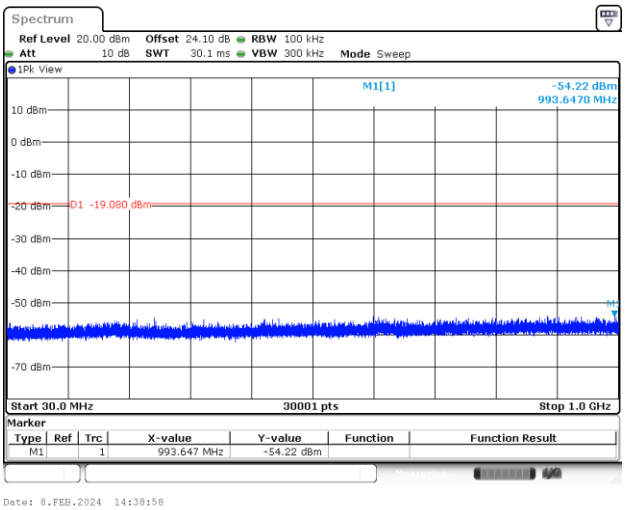	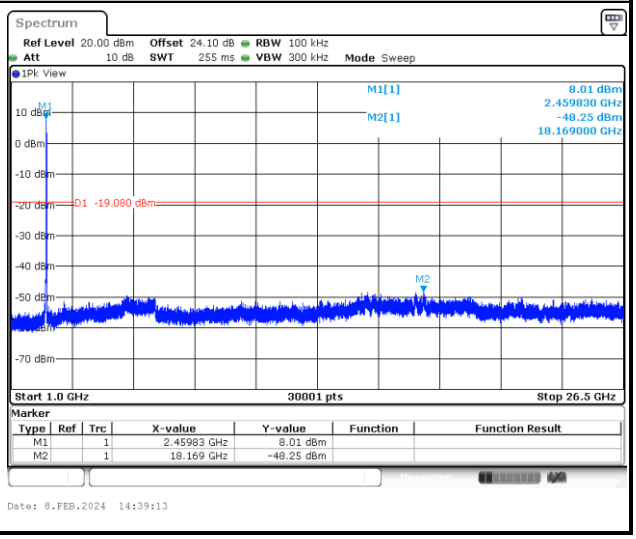

Test Mode :	802.11n HT40	Test Channel :	03

100kHz PSD reference Level	Low Channel Plot
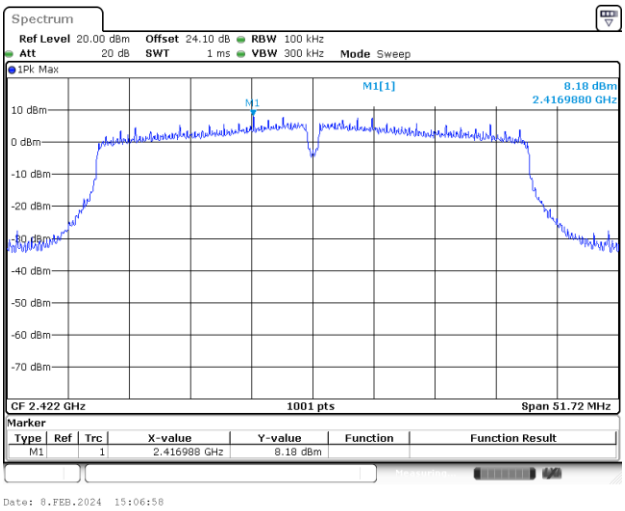	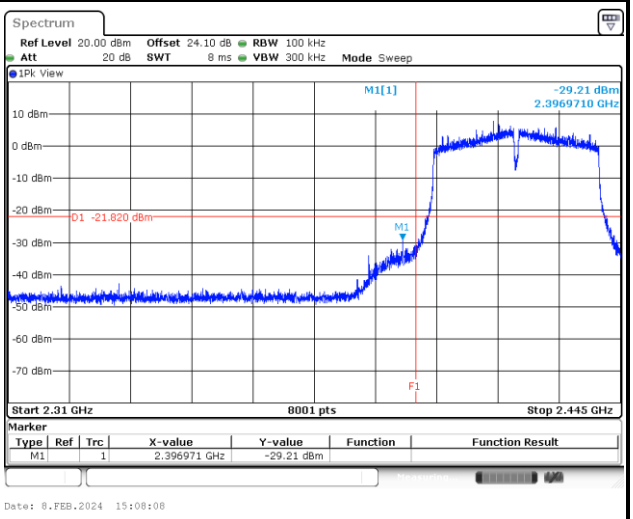
Spurious Emission 30MHz~1GHz	**Spurious Emission 1GHz~26.5GHz**
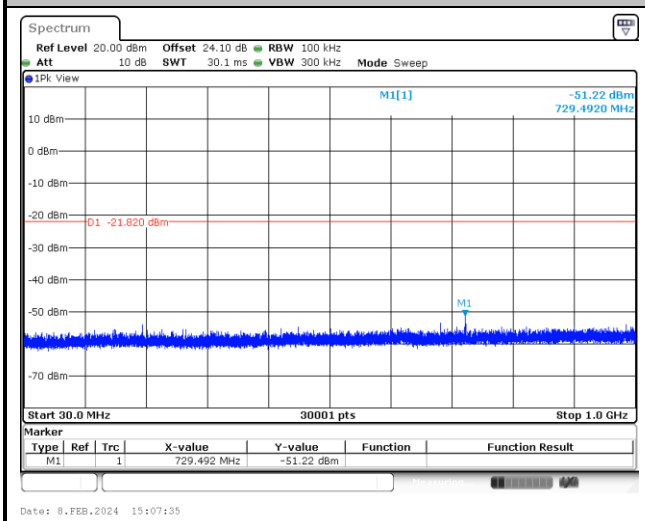	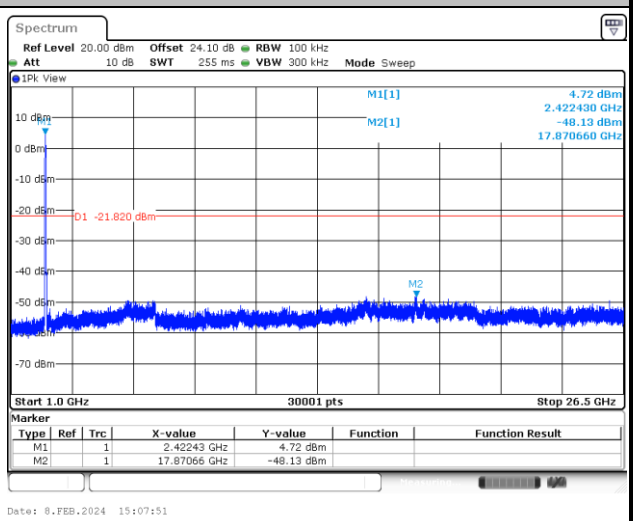

Test Mode :	802.11n HT40	Test Channel :	06

100kHz PSD reference Level	Middle Channel Plot
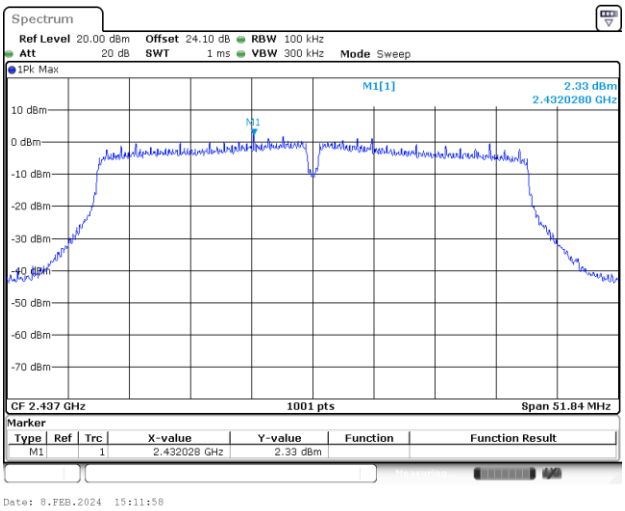	

Spurious Emission 30MHz~1GHz	Spurious Emission 1GHz~26.5GHz
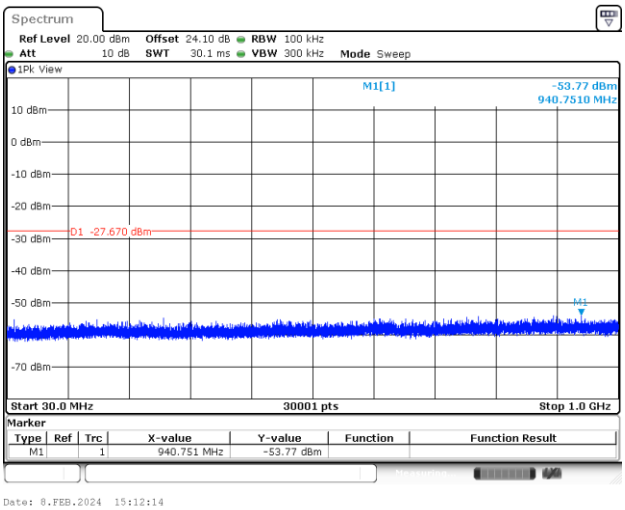	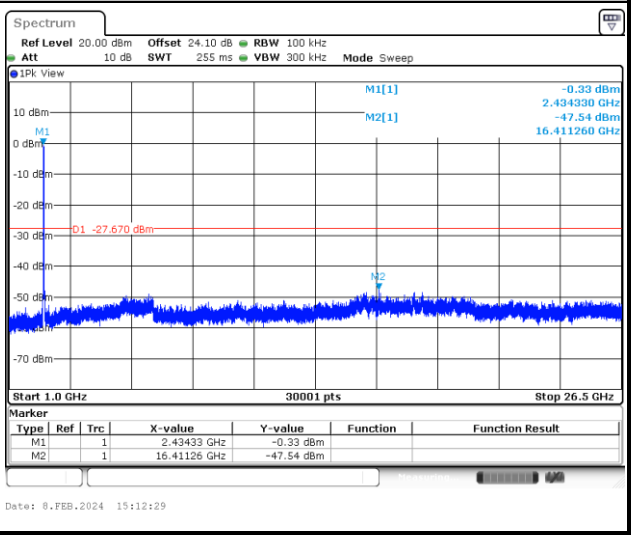

Test Mode :	802.11n HT40	Test Channel :	09

100kHz PSD reference Level

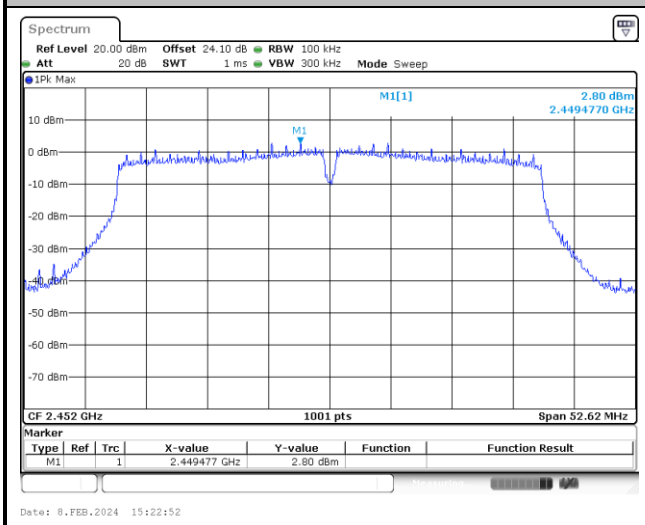

High Channel Plot

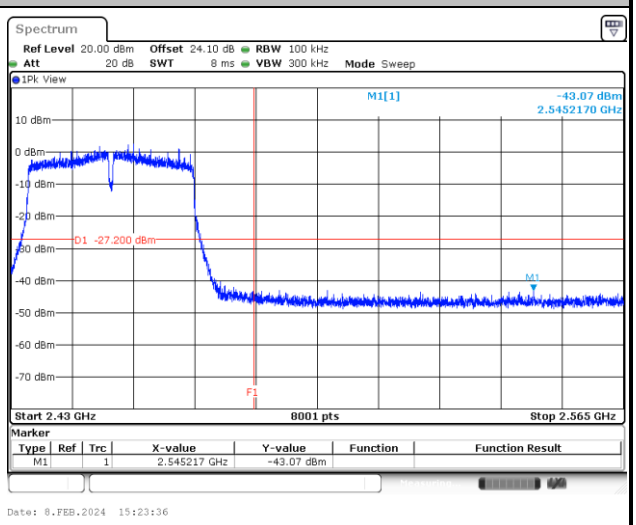

Spurious Emission 30MHz~1GHz

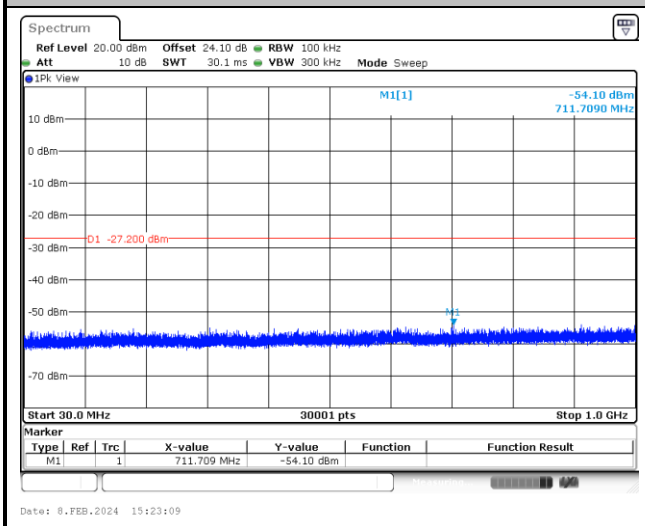

Spurious Emission 1GHz~26.5GHz

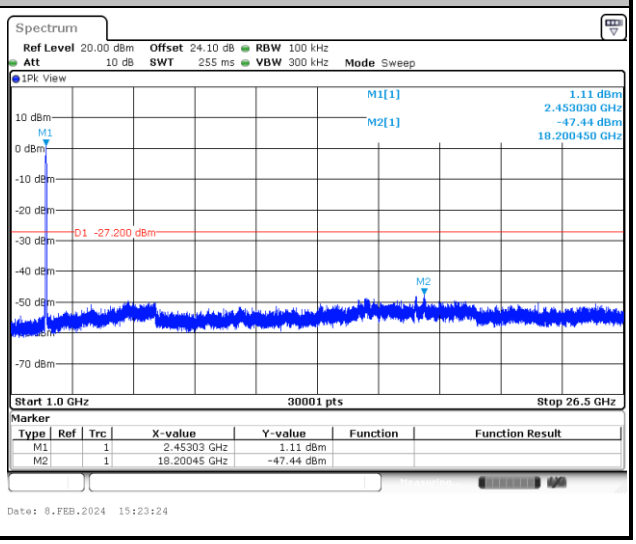

Test Mode :	802.11ax HE20_FullRU	Test Channel :	01

100kHz PSD reference Level	Low Channel Plot
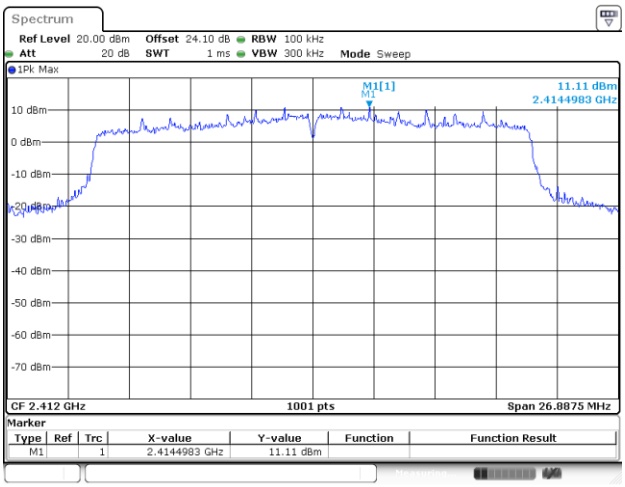	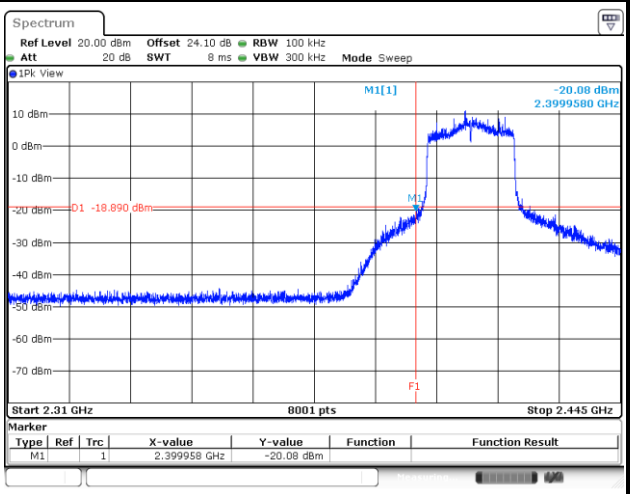
Spurious Emission 30MHz~1GHz	**Spurious Emission 1GHz~26.5GHz**
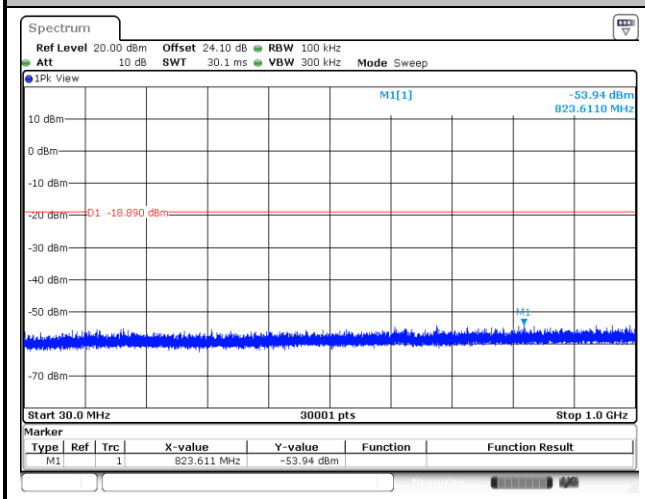	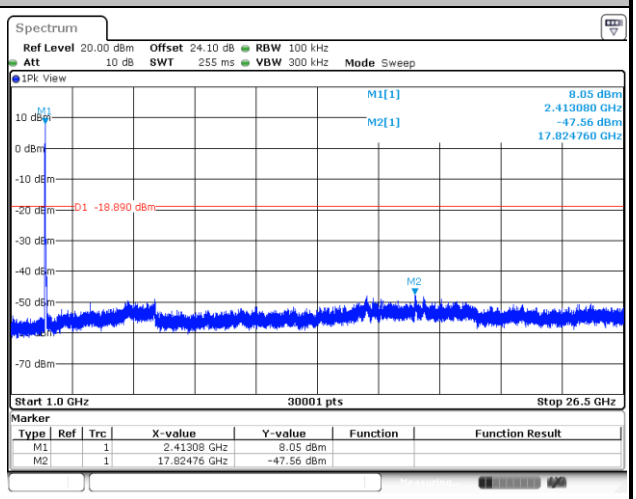

Test Mode :	802.11ax HE20_FullRU	Test Channel :	06

100kHz PSD reference Level	Middle Channel Plot
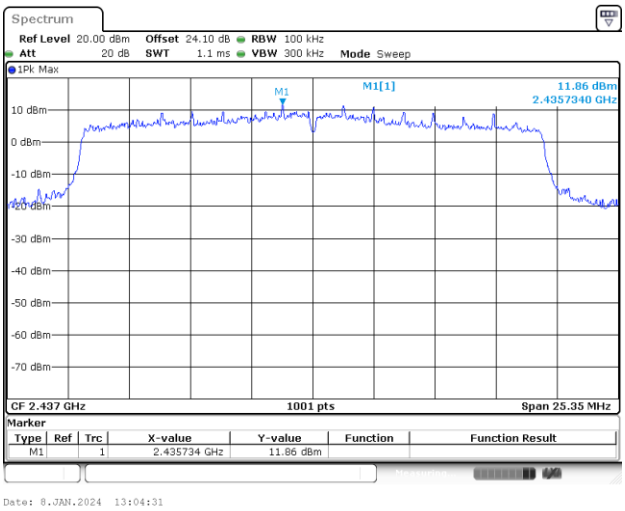	

Spurious Emission 30MHz~1GHz	Spurious Emission 1GHz~26.5GHz
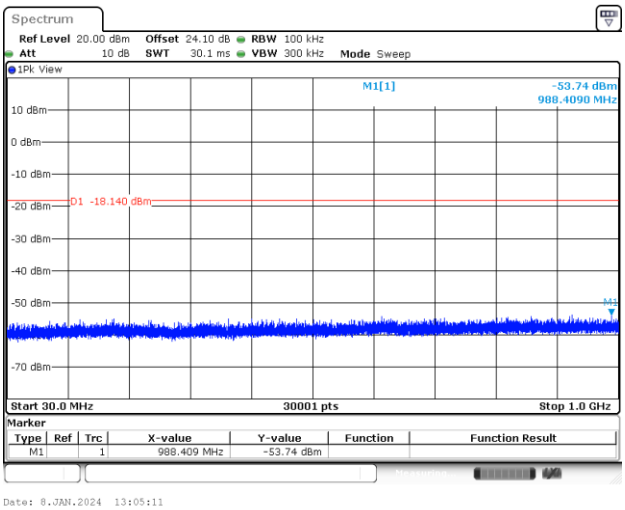	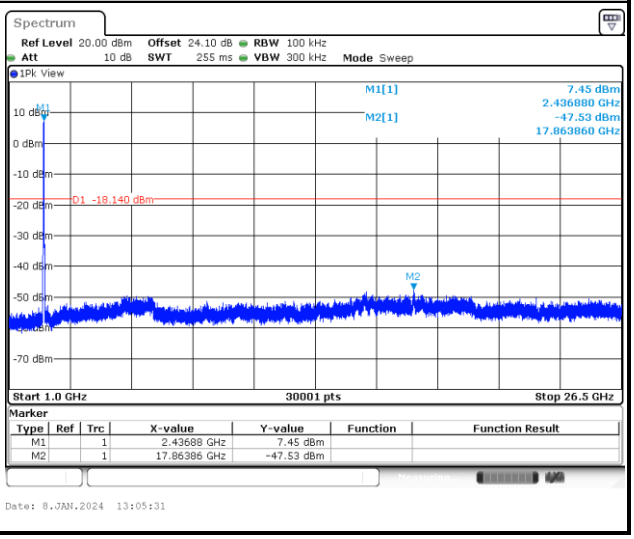

Test Mode :	802.11ax HE20_FullRU	Test Channel :	11

100kHz PSD reference Level	High Channel Plot
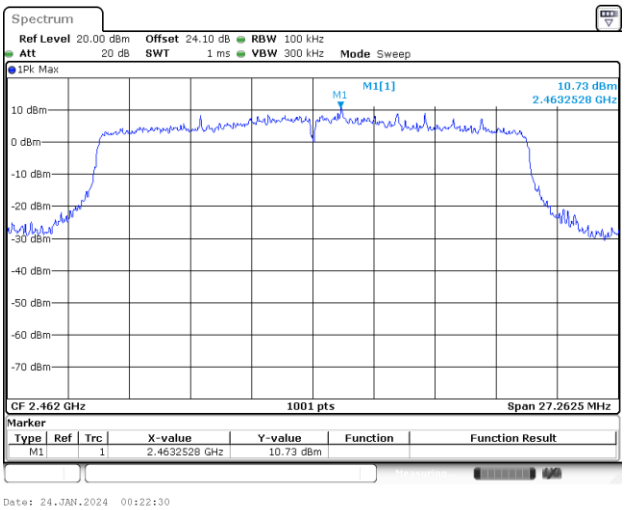	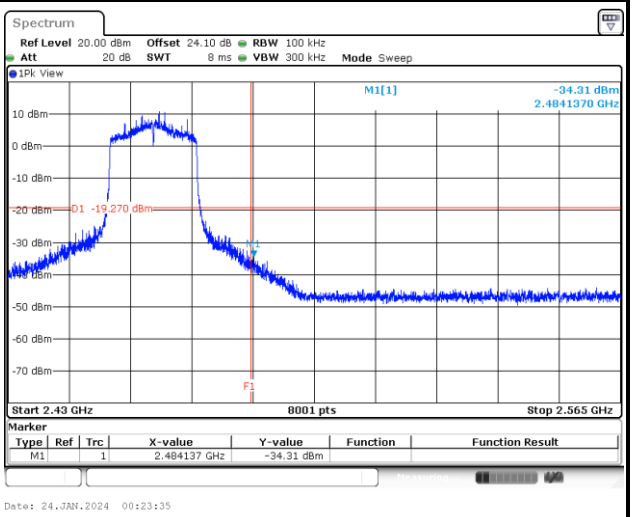
Spurious Emission 30MHz~1GHz	**Spurious Emission 1GHz~26.5GHz**
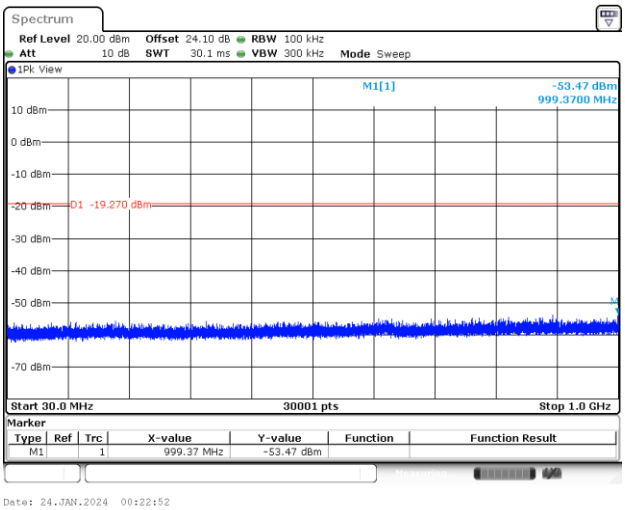	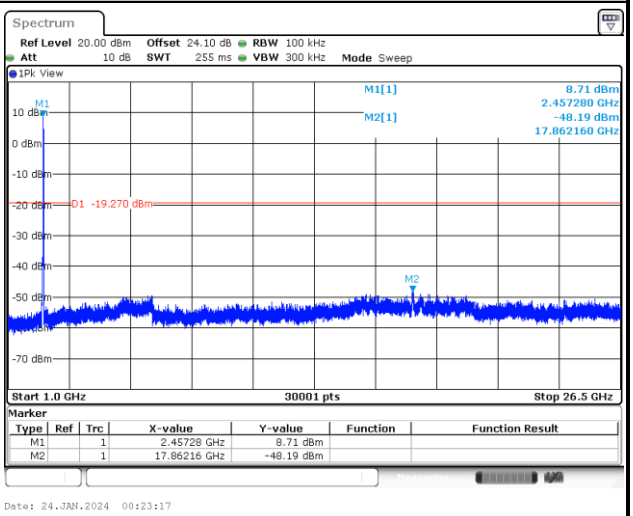

Test Mode :	802.11ax HE40_FullRU	Test Channel :	03

100kHz PSD reference Level	Low Channel Plot
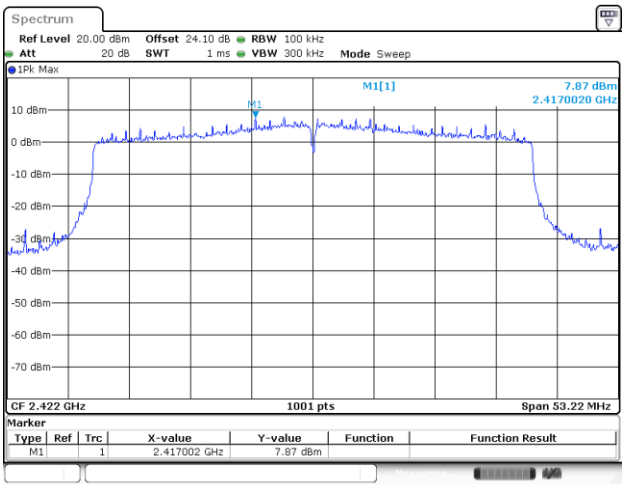	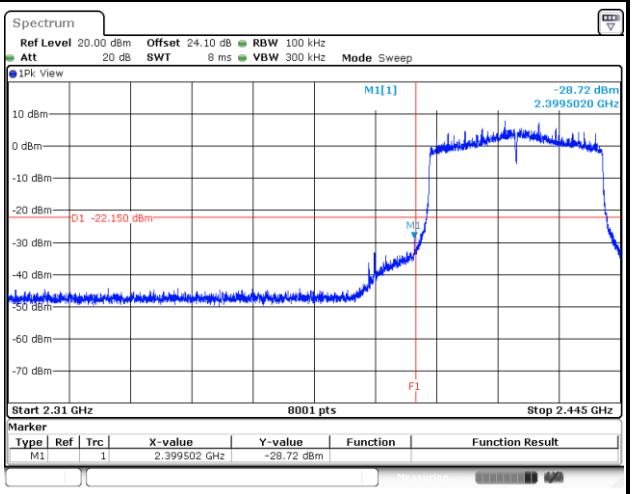
Spurious Emission 30MHz~1GHz	**Spurious Emission 1GHz~26.5GHz**
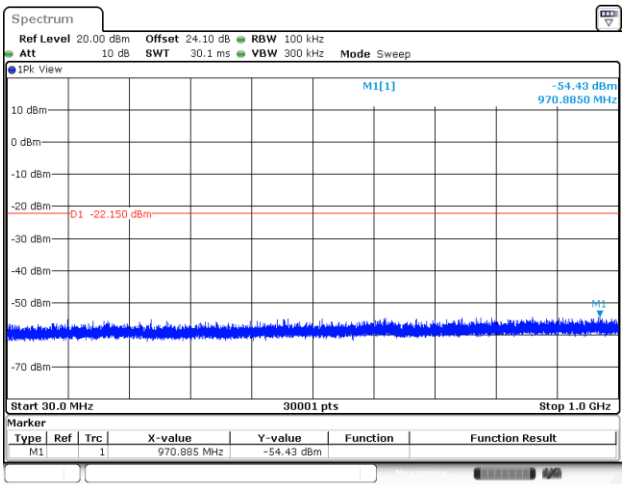	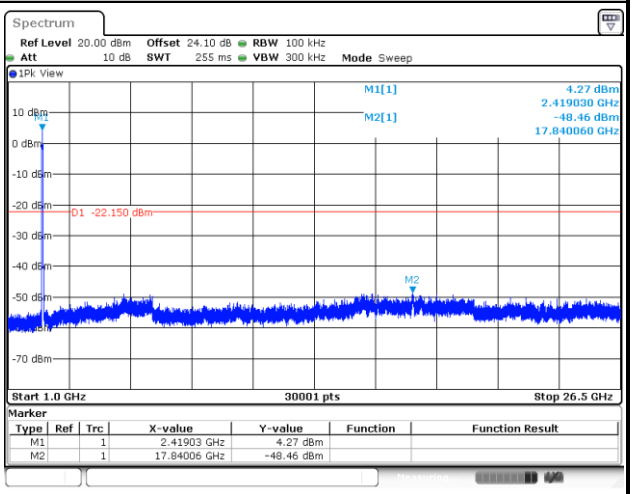

Test Mode :	802.11ax HE40_FullRU	Test Channel :	06

100kHz PSD reference Level	Middle Channel Plot
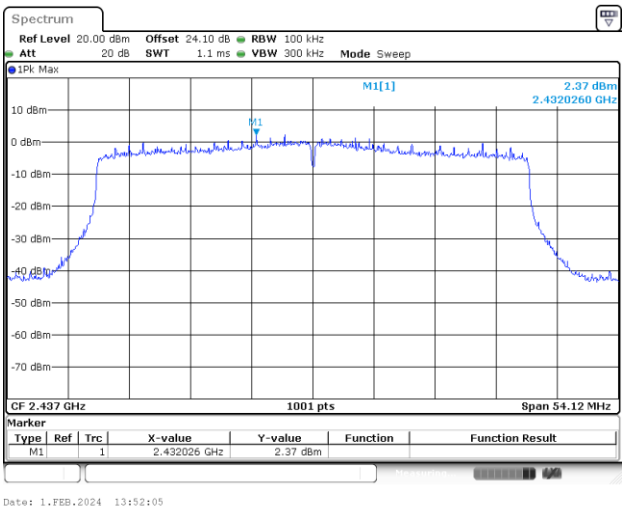	

Spurious Emission 30MHz~1GHz	Spurious Emission 1GHz~26.5GHz
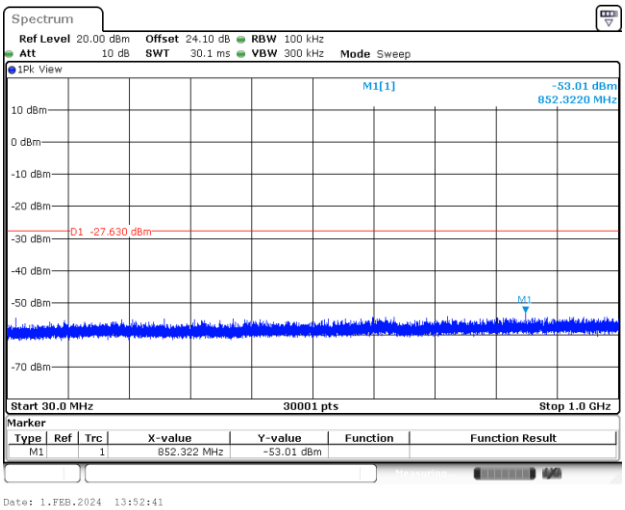	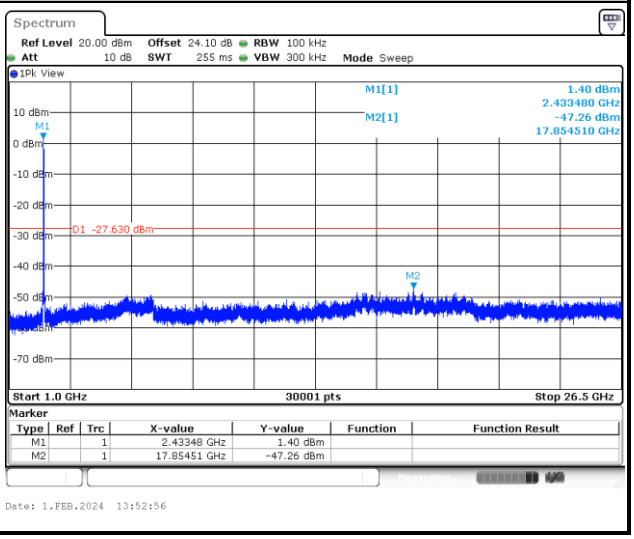

Test Mode :	802.11ax HE40_FullRU	Test Channel :	09

100kHz PSD reference Level

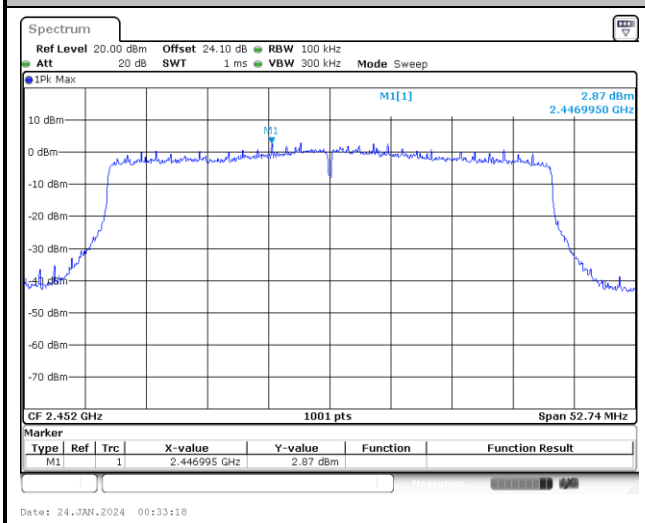

High Channel Plot

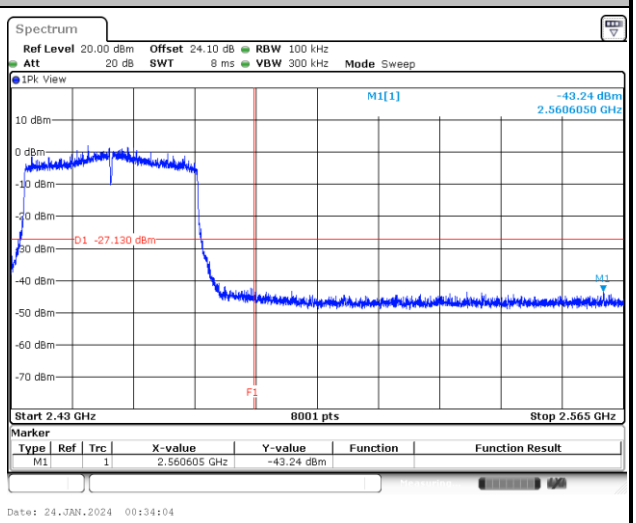

Spurious Emission 30MHz~1GHz

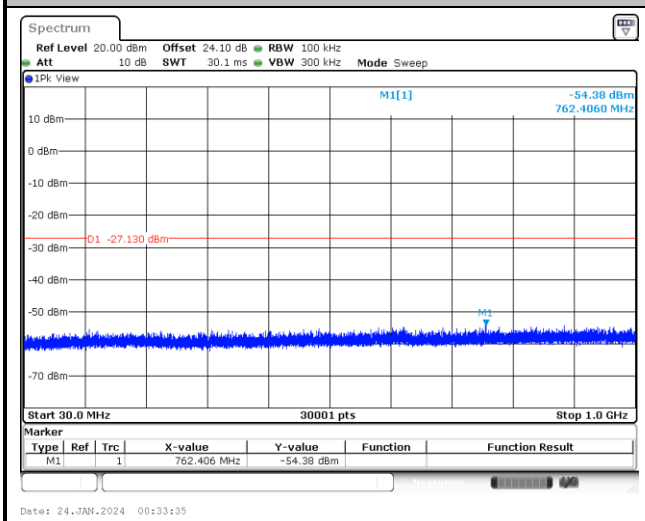

Spurious Emission 1GHz~26.5GHz

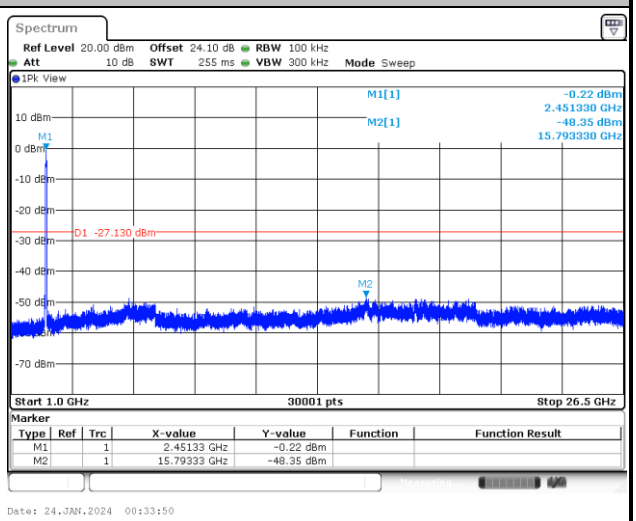

Appendix B. AC Conducted Emission Test Results

Test Engineer :	Louis Chung	**Temperature :**	17.2~21.3℃
		Relative Humidity :	55.3~61.7%

EUT Information

Report NO :	3D0512
Test Mode :	Mode 1
Test Voltage :	120Vac/60Hz
Phase :	Line

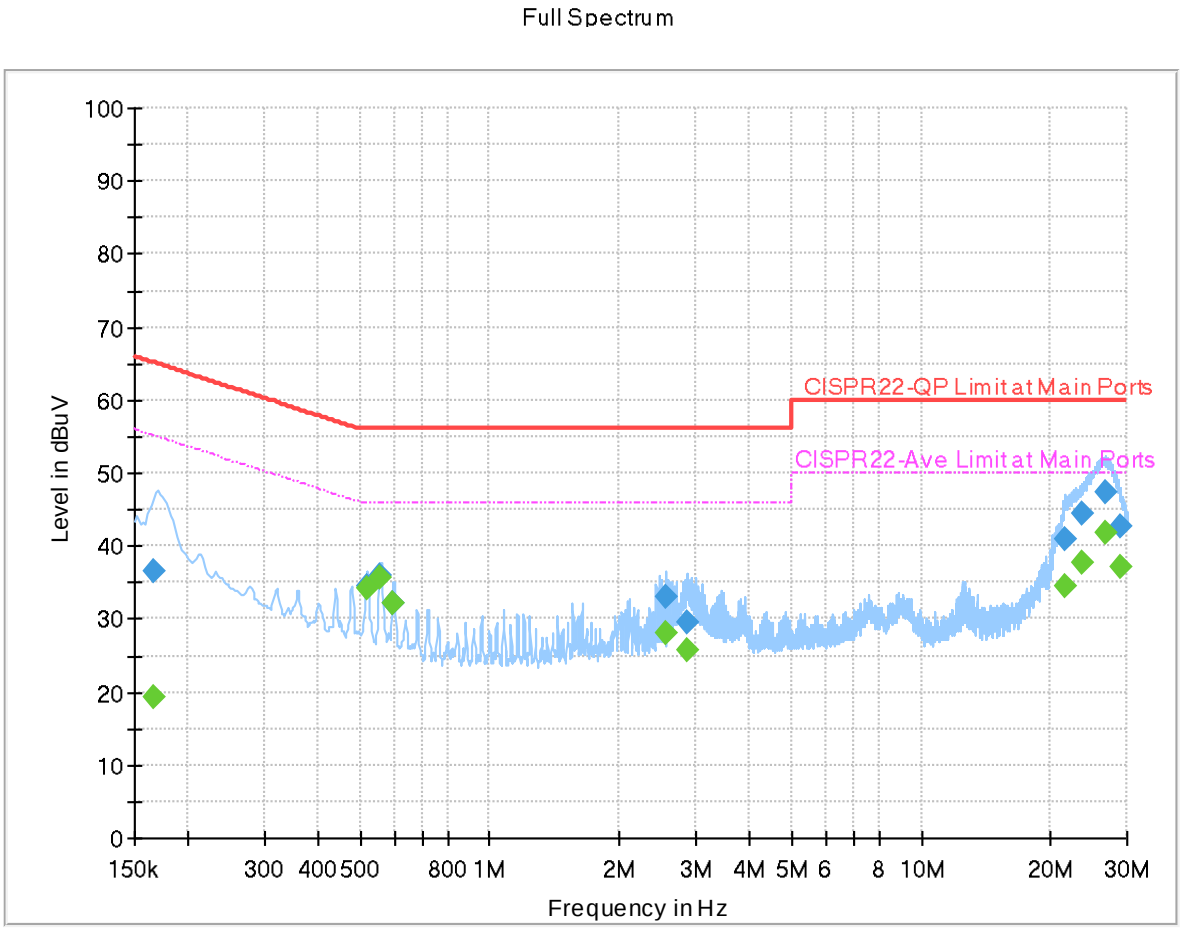

Final_Result

Frequency (MHz)	QuasiPeak (dBuV)	CAverage (dBuV)	Limit (dBuV)	Margin (dB)	Line	Filter	Corr. (dB)
0.165750	---	19.35	55.17	35.82	L1	OFF	19.9
0.165750	36.65	---	65.17	28.52	L1	OFF	19.9
0.517920	---	34.19	46.00	11.81	L1	OFF	19.9
0.517920	34.53	---	56.00	21.47	L1	OFF	19.9
0.557880	---	35.75	46.00	10.25	L1	OFF	19.9
0.557880	35.89	---	56.00	20.11	L1	OFF	19.9
0.598380	---	32.12	46.00	13.88	L1	OFF	19.9
0.598380	32.29	---	56.00	23.71	L1	OFF	19.9
2.549490	---	27.96	46.00	18.04	L1	OFF	20.0
2.549490	32.93	---	56.00	23.07	L1	OFF	20.0
2.869890	---	25.83	46.00	20.17	L1	OFF	20.0
2.869890	29.47	---	56.00	26.53	L1	OFF	20.0
21.636420	---	34.63	50.00	15.37	L1	OFF	20.1
21.636420	40.97	---	60.00	19.03	L1	OFF	20.1
23.688870	---	37.67	50.00	12.33	L1	OFF	20.2
23.688870	44.34	---	60.00	15.66	L1	OFF	20.2
26.646000	---	41.89	50.00	8.11	L1	OFF	20.2
26.646000	47.35	---	60.00	12.65	L1	OFF	20.2
29.038920	---	37.23	50.00	12.77	L1	OFF	20.2

29.038920	**42.58**	**---**	**60.00**	**17.42**	**L1**	**OFF**	**20.2**

EUT Information

Report NO :	3D0512
Test Mode :	Mode 1
Test Voltage :	120Vac/60Hz
Phase :	Neutral

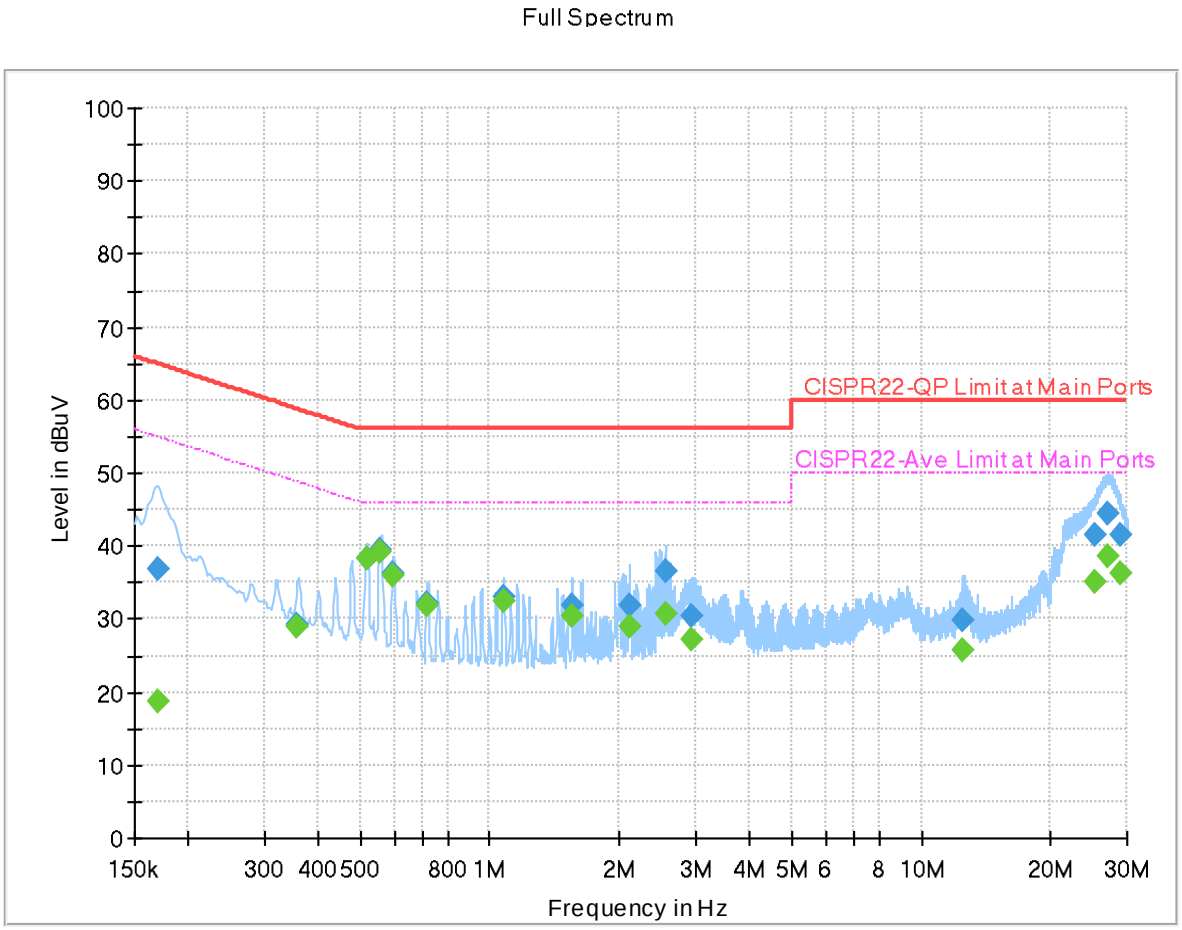

Final_Result

Frequency (MHz)	QuasiPeak (dBuV)	CAverage (dBuV)	Limit (dBuV)	Margin (dB)	Line	Filter	Corr. (dB)
0.170430	---	18.79	54.94	36.15	N	OFF	19.9
0.170430	36.75	---	64.94	28.19	N	OFF	19.9
0.358350	---	28.84	48.77	19.93	N	OFF	19.9
0.358350	29.34	---	58.77	29.43	N	OFF	19.9
0.517470	---	38.18	46.00	7.82	N	OFF	19.9
0.517470	38.42	---	56.00	17.58	N	OFF	19.9
0.558600	---	39.20	46.00	6.80	N	OFF	19.9
0.558600	39.40	---	56.00	16.60	N	OFF	19.9
0.597840	---	36.11	46.00	9.89	N	OFF	19.9
0.597840	36.28	---	56.00	19.72	N	OFF	19.9
0.716100	---	31.79	46.00	14.21	N	OFF	19.9
0.716100	32.18	---	56.00	23.82	N	OFF	19.9
1.074120	---	32.32	46.00	13.68	N	OFF	20.0
1.074120	33.05	---	56.00	22.95	N	OFF	20.0
1.551750	---	30.36	46.00	15.64	N	OFF	20.0
1.551750	31.85	---	56.00	24.15	N	OFF	20.0
2.111640	---	29.06	46.00	16.94	N	OFF	20.0
2.111640	31.98	---	56.00	24.02	N	OFF	20.0
2.549670	---	30.78	46.00	15.22	N	OFF	20.0

2.549670	36.44	---	56.00	19.56	N	OFF	20.0
2.946750	---	27.28	46.00	18.72	N	OFF	20.0
2.946750	30.50	---	56.00	25.50	N	OFF	20.0
12.496110	---	25.87	50.00	24.13	N	OFF	20.1
12.496110	29.88	---	60.00	30.12	N	OFF	20.1
25.197000	---	35.03	50.00	14.97	N	OFF	20.2
25.197000	41.39	---	60.00	18.61	N	OFF	20.2
27.028500	---	38.47	50.00	11.53	N	OFF	20.2
27.028500	44.44	---	60.00	15.56	N	OFF	20.2
28.833900	---	36.23	50.00	13.77	N	OFF	20.2
28.833900	41.65	---	60.00	18.35	N	OFF	20.2

Appendix C. Radiated Spurious Emission

Test Engineer :	Fu Chen, Sam Chou and Troye Hsieh	Temperature :	18.1~20.8°C
		Relative Humidity :	47.2~66.1%

2.4GHz 2400~2483.5MHz

WIFI 802.11b (Band Edge @ 3m)

WIFI Ant.	Note	Frequency	Level	Margin	Limit Line	Read Level	Antenna Factor	Path Loss	Preamp Factor	Ant Pos	Table Pos	Peak Avg.	Pol.
0+1		(MHz)	(dBμV/m)	(dB)	(dBμV/m)	(dBμV)	(dB/m)	(dB)	(dB)	(cm)	(deg)	(P/A)	(H/V)
802.11b CH 01 2412MHz		2387.805	51.67	-22.33	74	41.9	27.48	17.09	34.8	250	317	P	H
		2388.435	40.66	-13.34	54	30.88	27.48	17.1	34.8	250	317	A	H
	*	2412	110.81	-	-	100.98	27.5	17.13	34.8	250	317	P	H
	*	2412	107.63	-	-	97.8	27.5	17.13	34.8	250	317	A	H
													H
		2388.96	51.39	-22.61	74	41.6	27.49	17.1	34.8	100	272	P	V
		2388.33	41.41	-12.59	54	31.63	27.48	17.1	34.8	100	272	A	V
	*	2412	109.65	-	-	99.82	27.5	17.13	34.8	100	272	P	V
	*	2412	106.46	-	-	96.63	27.5	17.13	34.8	100	272	A	V
													V
802.11b CH 06 2437MHz		2342	51.05	-22.95	74	41.5	27.3	17.04	34.79	250	314	P	H
		2390	40.12	-13.88	54	30.32	27.5	17.1	34.8	250	314	A	H
	*	2437	109.96	-	-	100	27.6	17.16	34.8	250	314	P	H
	*	2437	107	-	-	97.04	27.6	17.16	34.8	250	314	A	H
		2488.16	52.17	-21.83	74	42.03	27.7	17.24	34.8	250	314	P	H
		2483.52	41.12	-12.88	54	30.99	27.7	17.23	34.8	250	314	A	H
		2382.8	50.69	-23.31	74	40.97	27.43	17.09	34.8	100	270	P	V
		2390	40.27	-13.73	54	30.47	27.5	17.1	34.8	100	270	A	V
	*	2437	109.94	-	-	99.98	27.6	17.16	34.8	100	270	P	V
	*	2437	106.74	-	-	96.78	27.6	17.16	34.8	100	270	A	V
		2484.24	52.28	-21.72	74	42.15	27.7	17.23	34.8	100	270	P	V
		2483.52	41.62	-12.38	54	31.49	27.7	17.23	34.8	100	270	A	V

WIFI Ant. 0+1	Note	Frequency (MHz)	Level (dBμV/m)	Margin (dB)	Limit Line (dBμV/m)	Read Level (dBμV)	Antenna Factor (dB/m)	Path Loss (dB)	Preamp Factor (dB)	Ant Pos (cm)	Table Pos (deg)	Peak Avg. (P/A)	Pol. (H/V)
802.11b CH 11 2462MHz	*	2462	110.3	-	-	100.38	27.52	17.2	34.8	306	302	P	H
	*	2462	107.16	-	-	97.24	27.52	17.2	34.8	306	302	A	H
		2486.8	56.68	-17.32	74	46.54	27.7	17.24	34.8	306	302	P	H
		2486.8	49.53	-4.47	54	39.39	27.7	17.24	34.8	306	302	A	H
													H
													H
	*	2462	110.15	-	-	100.23	27.52	17.2	34.8	100	265	P	V
	*	2462	107.01	-	-	97.09	27.52	17.2	34.8	100	265	A	V
		2486.96	54.66	-19.34	74	44.52	27.7	17.24	34.8	100	265	P	V
		2486.76	46.86	-7.14	54	36.72	27.7	17.24	34.8	100	265	A	V
													V
													V
Remark	1. No other spurious found. 2. All results are PASS against Peak and Average limit line.												

2.4GHz 2400~2483.5MHz

WIFI 802.11b (Harmonic @ 3m)

WIFI Ant. 0+1	Note	Frequency (MHz)	Level (dBμV/m)	Margin (dB)	Limit Line (dBμV/m)	Read Level (dBμV)	Antenna Factor (dB/m)	Path Loss (dB)	Preamp Factor (dB)	Ant Pos (cm)	Table Pos (deg)	Peak Avg. (P/A)	Pol. (H/V)
802.11b CH 01 2412MHz		4824	42.6	-31.4	74	55.74	32.54	12.12	57.8	-	-	P	H
													H
													H
													H
													H
													H
													H
													H
													H
													H
													H
													H
		4824	42.66	-31.34	74	55.8	32.54	12.12	57.8	-	-	P	V
													V
													V
													V
													V
													V
													V
													V
													V
													V
													V
													V

WIFI Ant. 0+1	Note	Frequency (MHz)	Level (dBµV/m)	Margin (dB)	Limit Line (dBµV/m)	Read Level (dBµV)	Antenna Factor (dB/m)	Path Loss (dB)	Preamp Factor (dB)	Ant Pos (cm)	Table Pos (deg)	Peak Avg. (P/A)	Pol. (H/V)
		4874	42.72	-31.28	74	55.73	32.7	12.11	57.82	-	-	P	H
		7311	44.86	-29.14	74	51.81	36.86	14.64	58.45	-	-	P	H
													H
													H
													H
													H
													H
													H
													H
													H
													H
802.11b CH 06 2437MHz													H
		4874	42.4	-31.6	74	55.41	32.7	12.11	57.82	-	-	P	V
		7311	45.72	-28.28	74	52.67	36.86	14.64	58.45	-	-	P	V
													V
													V
													V
													V
													V
													V
													V
													V
													V
													V

WIFI Ant. 0+1	Note	Frequency (MHz)	Level (dBμV/m)	Margin (dB)	Limit Line (dBμV/m)	Read Level (dBμV)	Antenna Factor (dB/m)	Path Loss (dB)	Preamp Factor (dB)	Ant Pos (cm)	Table Pos (deg)	Peak Avg. (P/A)	Pol. (H/V)
		4924	42.78	-31.22	74	55.69	32.84	12.09	57.84	-	-	P	H
		7386	43.58	-30.42	74	50.99	36.48	14.53	58.42	-	-	P	H
													H
													H
													H
													H
													H
													H
													H
													H
													H
802.11b CH 11 2462MHz													H
		4924	42.08	-31.92	74	54.99	32.84	12.09	57.84	-	-	P	V
		7386	44.68	-29.32	74	52.09	36.48	14.53	58.42	-	-	P	V
													V
													V
													V
													V
													V
													V
													V
													V
													V
													V
Remark	1. No other spurious found. 2. All results are PASS against Peak and Average limit line. 3. The emission position marked as "-" means no suspected emission found with sufficient margin against limit line or noise floor only.												

2.4GHz 2400~2483.5MHz

WIFI 802.11g (Band Edge @ 3m)

WIFI Ant. 0+1	Note	Frequency (MHz)	Level (dBμV/m)	Margin (dB)	Limit Line (dBμV/m)	Read Level (dBμV)	Antenna Factor (dB/m)	Path Loss (dB)	Preamp Factor (dB)	Ant Pos (cm)	Table Pos (deg)	Peak Avg. (P/A)	Pol. (H/V)
802.11g CH 01 2412MHz		2390	55.79	-18.21	74	45.99	27.5	17.1	34.8	115	296	P	H
		2390	46.28	-7.72	54	36.48	27.5	17.1	34.8	115	296	A	H
	*	2412	114.16	-	-	104.33	27.5	17.13	34.8	115	296	P	H
	*	2412	106.59	-	-	96.76	27.5	17.13	34.8	115	296	A	H
													H
													H
		2390	55.45	-18.55	74	45.65	27.5	17.1	34.8	103	95	P	V
		2390	46.08	-7.92	54	36.28	27.5	17.1	34.8	103	95	A	V
	*	2412	115.34	-	-	105.51	27.5	17.13	34.8	103	95	P	V
	*	2412	107.51	-	-	97.68	27.5	17.13	34.8	103	95	A	V
													V
													V
802.11g CH 06 2437MHz		2378.96	51.01	-22.99	74	41.34	27.39	17.08	34.8	100	302	P	H
		2390	40.71	-13.29	54	30.91	27.5	17.1	34.8	100	302	A	H
	*	2437	115.35	-	-	105.39	27.6	17.16	34.8	100	302	P	H
	*	2437	107.6	-	-	97.64	27.6	17.16	34.8	100	302	A	H
		2486.48	53.23	-20.77	74	43.09	27.7	17.24	34.8	100	302	P	H
		2483.52	42.97	-11.03	54	32.84	27.7	17.23	34.8	100	302	A	H
		2382.16	50.97	-23.03	74	41.26	27.42	17.09	34.8	100	268	P	V
		2390	40.45	-13.55	54	30.65	27.5	17.1	34.8	100	268	A	V
	*	2437	115.54	-	-	105.58	27.6	17.16	34.8	100	268	P	V
	*	2437	108.08	-	-	98.12	27.6	17.16	34.8	100	268	A	V
		2485.2	53.69	-20.31	74	43.56	27.7	17.23	34.8	100	268	P	V
		2483.6	42.68	-11.32	54	32.55	27.7	17.23	34.8	100	268	A	V

WIFI Ant. 0+1	Note	Frequency (MHz)	Level (dBµV/m)	Margin (dB)	Limit Line (dBµV/m)	Read Level (dBµV)	Antenna Factor (dB/m)	Path Loss (dB)	Preamp Factor (dB)	Ant Pos (cm)	Table Pos (deg)	Peak Avg. (P/A)	Pol. (H/V)
802.11g CH 11 2462MHz	*	2462	112.06	-	-	102.14	27.52	17.2	34.8	105	284	P	H
	*	2462	104.19	-	-	94.27	27.52	17.2	34.8	105	284	A	H
		2483.8	60.11	-13.89	74	49.98	27.7	17.23	34.8	105	284	P	H
		2483.56	49.95	-4.05	54	39.82	27.7	17.23	34.8	105	284	A	H
													H
													H
	*	2462	112.75	-	-	102.83	27.52	17.2	34.8	181	271	P	V
	*	2462	105.21	-	-	95.29	27.52	17.2	34.8	181	271	A	V
		2483.68	61.7	-12.3	74	51.57	27.7	17.23	34.8	181	271	P	V
		2483.84	49.44	-4.56	54	39.31	27.7	17.23	34.8	181	271	A	V
													V
													V
Remark	1. No other spurious found. 2. All results are PASS against Peak and Average limit line.												

2.4GHz 2400~2483.5MHz

WIFI 802.11g (Harmonic @ 3m)

WIFI Ant. 0+1	Note	Frequency (MHz)	Level (dBμV/m)	Margin (dB)	Limit Line (dBμV/m)	Read Level (dBμV)	Antenna Factor (dB/m)	Path Loss (dB)	Preamp Factor (dB)	Ant Pos (cm)	Table Pos (deg)	Peak Avg. (P/A)	Pol. (H/V)
802.11g CH 01 2412MHz		4824	40.36	-33.64	74	53.5	32.54	12.12	57.8	-	-	P	H
													H
													H
													H
													H
													H
													H
													H
													H
													H
													H
													H
		4824	41.85	-32.15	74	54.99	32.54	12.12	57.8	-	-	P	V
													V
													V
													V
													V
													V
													V
													V
													V
													V
													V
													V

WIFI Ant. 0+1	Note	Frequency (MHz)	Level (dBµV/m)	Margin (dB)	Limit Line (dBµV/m)	Read Level (dBµV)	Antenna Factor (dB/m)	Path Loss (dB)	Preamp Factor (dB)	Ant Pos (cm)	Table Pos (deg)	Peak Avg. (P/A)	Pol. (H/V)
802.11g CH 06 2437MHz		4874	41.19	-32.81	74	54.2	32.7	12.11	57.82	-	-	P	H
		7311	44.55	-29.45	74	51.5	36.86	14.64	58.45	-	-	P	H
													H
													H
													H
													H
													H
													H
													H
													H
													H
													H
		4874	41.63	-32.37	74	54.64	32.7	12.11	57.82	-	-	P	V
		7311	45.27	-28.73	74	52.22	36.86	14.64	58.45	-	-	P	V
													V
													V
													V
													V
													V
													V
													V
													V
													V
													V

WIFI Ant. 0+1	Note	Frequency (MHz)	Level (dBμV/m)	Margin (dB)	Limit Line (dBμV/m)	Read Level (dBμV)	Antenna Factor (dB/m)	Path Loss (dB)	Preamp Factor (dB)	Ant Pos (cm)	Table Pos (deg)	Peak Avg. (P/A)	Pol. (H/V)
802.11g CH 11 2462MHz		4924	41.85	-32.15	74	54.76	32.84	12.09	57.84	-	-	P	H
		7386	43.5	-30.5	74	50.91	36.48	14.53	58.42	-	-	P	H
													H
													H
													H
													H
													H
													H
													H
													H
													H
													H
		4924	41.74	-32.26	74	54.65	32.84	12.09	57.84	-	-	P	V
		7386	43.77	-30.23	74	51.18	36.48	14.53	58.42	-	-	P	V
													V
													V
													V
													V
													V
													V
													V
													V
													V
													V

Remark

1. No other spurious found.
2. All results are PASS against Peak and Average limit line.
3. The emission position marked as "-" means no suspected emission found with sufficient margin against limit line or noise floor only.

2.4GHz 2400~2483.5MHz

WIFI 802.11n HT40 (Band Edge @ 3m)

WIFI Ant. 0+1	Note	Frequency (MHz)	Level (dBμV/m)	Margin (dB)	Limit Line (dBμV/m)	Read Level (dBμV)	Antenna Factor (dB/m)	Path Loss (dB)	Preamp Factor (dB)	Ant Pos (cm)	Table Pos (deg)	Peak Avg. (P/A)	Pol. (H/V)
802.11n HT40 CH 06 2437MHz		2390	59.08	-14.92	74	49.28	27.5	17.1	34.8	115	306	P	H
		2390	48.79	-5.21	54	38.99	27.5	17.1	34.8	115	306	A	H
	*	2437	111.41	-	-	101.45	27.6	17.16	34.8	115	306	P	H
	*	2437	103.74	-	-	93.78	27.6	17.16	34.8	115	306	A	H
		2484.08	62.4	-11.6	74	52.27	27.7	17.23	34.8	115	306	P	H
		2483.52	51.34	-2.66	54	41.21	27.7	17.23	34.8	115	306	A	H
		2390	55.45	-18.55	74	45.65	27.5	17.1	34.8	100	78	P	V
		2388.56	43.97	-10.03	54	34.18	27.49	17.1	34.8	100	78	A	V
	*	2437	112.44	-	-	102.48	27.6	17.16	34.8	100	78	P	V
	*	2437	105.1	-	-	95.14	27.6	17.16	34.8	100	78	A	V
		2485.12	60.78	-13.22	74	50.65	27.7	17.23	34.8	100	78	P	V
		2483.52	49.67	-4.33	54	39.54	27.7	17.23	34.8	100	78	A	V
Remark	1. No other spurious found. 2. All results are PASS against Peak and Average limit line.												

2.4GHz 2400~2483.5MHz

WIFI 802.11n HT40 (Harmonic @ 3m)

WIFI Ant. 0+1	Note	Frequency (MHz)	Level (dBμV/m)	Margin (dB)	Limit Line (dBμV/m)	Read Level (dBμV)	Antenna Factor (dB/m)	Path Loss (dB)	Preamp Factor (dB)	Ant Pos (cm)	Table Pos (deg)	Peak Avg. (P/A)	Pol. (H/V)
		4874	42.18	-31.82	74	55.19	32.7	12.11	57.82	-	-	P	H
		7311	45.84	-28.16	74	52.79	36.86	14.64	58.45	-	-	P	H
													H
													H
													H
													H
													H
													H
													H
													H
802.11n													H
HT40													H
CH 06		4874	42.32	-31.68	74	55.33	32.7	12.11	57.82	-	-	P	V
2437MHz		7311	44.28	-29.72	74	51.23	36.86	14.64	58.45	-	-	P	V
													V
													V
													V
													V
													V
													V
													V
													V
													V
													V

Remark

1. No other spurious found.
2. All results are PASS against Peak and Average limit line.
3. The emission position marked as "-" means no suspected emission found with sufficient margin against limit line or noise floor only.

2.4GHz 2400~2483.5MHz

WIFI 802.11ax HE20 Full (Band Edge @ 3m)

WIFI Ant. 0+1	Note	Frequency (MHz)	Level (dBμV/m)	Margin (dB)	Limit Line (dBμV/m)	Read Level (dBμV)	Antenna Factor (dB/m)	Path Loss (dB)	Preamp Factor (dB)	Ant Pos (cm)	Table Pos (deg)	Peak Avg. (P/A)	Pol. (H/V)
		2390	58.69	-15.31	74	48.89	27.5	17.1	34.8	115	296	P	H
		2390	47.34	-6.66	54	37.54	27.5	17.1	34.8	115	296	A	H
	*	2412	114.81	-	-	104.98	27.5	17.13	34.8	115	296	P	H
	*	2412	105.4	-	-	95.57	27.5	17.13	34.8	115	296	A	H
802.11ax													H
HE20 Full													H
CH 01		2389.8	59.84	-14.16	74	50.04	27.5	17.1	34.8	107	108	P	V
2412MHz		2390	49.15	-4.85	54	39.35	27.5	17.1	34.8	107	108	A	V
	*	2412	116	-	-	106.17	27.5	17.13	34.8	107	108	P	V
	*	2412	106.09	-	-	96.26	27.5	17.13	34.8	107	108	A	V
													V
													V
		2343.76	50.78	-23.22	74	41.23	27.3	17.04	34.79	200	305	P	H
		2390	40.72	-13.28	54	30.92	27.5	17.1	34.8	200	305	A	H
	*	2437	116.61	-	-	106.65	27.6	17.16	34.8	200	305	P	H
	*	2437	107.57	-	-	97.61	27.6	17.16	34.8	200	305	A	H
802.11ax		2485.2	53.13	-20.87	74	43	27.7	17.23	34.8	200	305	P	H
HE20 Full		2483.52	42.89	-11.11	54	32.76	27.7	17.23	34.8	200	305	A	H
CH 06		2375.76	51.31	-22.69	74	41.67	27.36	17.08	34.8	100	265	P	V
2437MHz		2390	40.65	-13.35	54	30.85	27.5	17.1	34.8	100	265	A	V
	*	2437	116.93	-	-	106.97	27.6	17.16	34.8	100	265	P	V
	*	2437	108.17	-	-	98.21	27.6	17.16	34.8	100	265	A	V
		2483.52	57.12	-16.88	74	46.99	27.7	17.23	34.8	100	265	P	V
		2483.52	44.56	-9.44	54	34.43	27.7	17.23	34.8	100	265	A	V

WIFI Ant. 0+1	Note	Frequency (MHz)	Level (dBµV/m)	Margin (dB)	Limit Line (dBµV/m)	Read Level (dBµV)	Antenna Factor (dB/m)	Path Loss (dB)	Preamp Factor (dB)	Ant Pos (cm)	Table Pos (deg)	Peak Avg. (P/A)	Pol. (H/V)
	*	2462	113.09	-	-	103.17	27.52	17.2	34.8	104	295	P	H
	*	2462	104.07	-	-	94.15	27.52	17.2	34.8	104	295	A	H
		2483.72	62.69	-11.31	74	52.56	27.7	17.23	34.8	104	295	P	H
		2483.52	51.12	-2.88	54	40.99	27.7	17.23	34.8	104	295	A	H
802.11ax													H
HE20 Full													H
CH 11	*	2462	112.8	-	-	102.88	27.52	17.2	34.8	172	268	P	V
2462MHz	*	2462	103.62	-	-	93.7	27.52	17.2	34.8	172	268	A	V
		2483.6	62.49	-11.51	74	52.36	27.7	17.23	34.8	172	268	P	V
		2483.52	50.13	-3.87	54	40	27.7	17.23	34.8	172	268	A	V
													V
													V
Remark	1. No other spurious found. 2. All results are PASS against Peak and Average limit line.												

2.4GHz 2400~2483.5MHz

WIFI 802.11 ax HE20 Full (Harmonic @ 3m)

WIFI Ant. 0+1	Note	Frequency (MHz)	Level (dBμV/m)	Margin (dB)	Limit Line (dBμV/m)	Read Level (dBμV)	Antenna Factor (dB/m)	Path Loss (dB)	Preamp Factor (dB)	Ant Pos (cm)	Table Pos (deg)	Peak Avg. (P/A)	Pol. (H/V)
		4824	40.84	-33.16	74	53.98	32.54	12.12	57.8	-	-	P	H
													H
													H
													H
													H
													H
													H
													H
													H
													H
802.11ax													H
HE20 Full													H
CH 01		4824	41.09	-32.91	74	54.23	32.54	12.12	57.8	-	-	P	V
2412MHz													V
													V
													V
													V
													V
													V
													V
													V
													V
													V
													V

WIFI Ant. 0+1	Note	Frequency (MHz)	Level (dBµV/m)	Margin (dB)	Limit Line (dBµV/m)	Read Level (dBµV)	Antenna Factor (dB/m)	Path Loss (dB)	Preamp Factor (dB)	Ant Pos (cm)	Table Pos (deg)	Peak Avg. (P/A)	Pol. (H/V)
		4874	41.71	-32.29	74	54.72	32.7	12.11	57.82	-	-	P	H
		7311	44	-30	74	50.95	36.86	14.64	58.45	-	-	P	H
													H
													H
													H
													H
													H
													H
													H
													H
802.11ax													H
HE20 Full													H
CH 06		4874	41.88	-32.12	74	54.89	32.7	12.11	57.82	-	-	P	V
2437MHz		7311	44.33	-29.67	74	51.28	36.86	14.64	58.45	-	-	P	V
													V
													V
													V
													V
													V
													V
													V
													V
													V
													V

WIFI Ant. 0+1	Note	Frequency (MHz)	Level (dBμV/m)	Margin (dB)	Limit Line (dBμV/m)	Read Level (dBμV)	Antenna Factor (dB/m)	Path Loss (dB)	Preamp Factor (dB)	Ant Pos (cm)	Table Pos (deg)	Peak Avg. (P/A)	Pol. (H/V)
802.11ax HE20 Full CH 11 2462MHz		4924	41.3	-32.7	74	54.21	32.84	12.09	57.84	-	-	P	H
		7386	44.36	-29.64	74	51.77	36.48	14.53	58.42	-	-	P	H
													H
													H
													H
													H
													H
													H
													H
													H
													H
													H
		4924	41.24	-32.76	74	54.15	32.84	12.09	57.84	-	-	P	V
		7386	43.96	-30.04	74	51.37	36.48	14.53	58.42	-	-	P	V
													V
													V
													V
													V
													V
													V
													V
													V
													V
													V
Remark	1. No other spurious found. 2. All results are PASS against Peak and Average limit line. 3. The emission position marked as "-" means no suspected emission found with sufficient margin against limit line or noise floor only.												

2.4GHz 2400~2483.5MHz

WIFI 802.11ax HE20 Partial 106 (Band Edge @ 3m)

WIFI Ant. 0+1	Note	Frequency (MHz)	Level (dBμV/m)	Margin (dB)	Limit Line (dBμV/m)	Read Level (dBμV)	Antenna Factor (dB/m)	Path Loss (dB)	Preamp Factor (dB)	Ant Pos (cm)	Table Pos (deg)	Peak Avg. (P/A)	Pol. (H/V)
802.11ax HE20 Partial 106/53 CH 01 2412MHz		2356.305	51.47	-22.53	74	41.9	27.3	17.06	34.79	103	303	P	H
		2388.855	41.2	-12.8	54	31.41	27.49	17.1	34.8	103	303	A	H
	*	2412	106.97	-	-	97.14	27.5	17.13	34.8	103	303	P	H
	*	2412	98.67	-	-	88.84	27.5	17.13	34.8	103	303	A	H
													H
													H
		2386.125	51.63	-22.37	74	41.88	27.46	17.09	34.8	104	122	P	V
		2389.905	41.64	-12.36	54	31.84	27.5	17.1	34.8	104	122	A	V
	*	2412	108.85	-	-	99.02	27.5	17.13	34.8	104	122	P	V
	*	2412	100.7	-	-	90.87	27.5	17.13	34.8	104	122	A	V
													V
													V
802.11ax HE20 Partial 106/54 CH 11 2462MHz	*	2462	101.86	-	-	91.94	27.52	17.2	34.8	108	313	P	H
	*	2462	93.51	-	-	83.59	27.52	17.2	34.8	108	313	A	H
		2486.32	52.57	-21.43	74	42.43	27.7	17.24	34.8	108	313	P	H
		2484.88	41.85	-12.15	54	31.72	27.7	17.23	34.8	108	313	A	H
													H
													H
	*	2462	103.36	-	-	93.44	27.52	17.2	34.8	130	273	P	V
	*	2462	94.76	-	-	84.84	27.52	17.2	34.8	130	273	A	V
		2486	51.55	-22.45	74	41.42	27.7	17.23	34.8	130	273	P	V
		2487.4	41.94	-12.06	54	31.8	27.7	17.24	34.8	130	273	A	V
													V
													V
Remark	1. No other spurious found. 2. All results are PASS against Peak and Average limit line.												

2.4GHz 2400~2483.5MHz

WIFI 802.11ax HE40 Full (Band Edge @ 3m)

WIFI Ant. 0+1	Note	Frequency (MHz)	Level (dBμV/m)	Margin (dB)	Limit Line (dBμV/m)	Read Level (dBμV)	Antenna Factor (dB/m)	Path Loss (dB)	Preamp Factor (dB)	Ant Pos (cm)	Table Pos (deg)	Peak Avg. (P/A)	Pol. (H/V)
802.11ax HE40 Full CH 03 2422MHz		2390	57.4	-16.6	74	47.6	27.5	17.1	34.8	100	275	P	H
		2390	47.72	-6.28	54	37.92	27.5	17.1	34.8	100	275	A	H
	*	2422	107.5	-	-	97.64	27.52	17.14	34.8	100	275	P	H
	*	2422	98.54	-	-	88.68	27.52	17.14	34.8	100	275	A	H
		2487.36	58.67	-15.33	74	48.53	27.7	17.24	34.8	100	275	P	H
		2483.52	45.84	-8.16	54	35.71	27.7	17.23	34.8	100	275	A	H
		2389.68	63.1	-10.9	74	53.3	27.5	17.1	34.8	100	94	P	V
		2390	51.36	-2.64	54	41.56	27.5	17.1	34.8	100	94	A	V
	*	2422	112.98	-	-	103.12	27.52	17.14	34.8	100	94	P	V
	*	2422	103.1	-	-	93.24	27.52	17.14	34.8	100	94	A	V
		2487.04	57.58	-16.42	74	47.44	27.7	17.24	34.8	100	94	P	V
		2486.4	44.7	-9.3	54	34.56	27.7	17.24	34.8	100	94	A	V
802.11ax HE40 Full CH 06 2437MHz		2389.84	58.15	-15.85	74	48.35	27.5	17.1	34.8	107	282	P	H
		2390	46.86	-7.14	54	37.06	27.5	17.1	34.8	107	282	A	H
	*	2437	109.14	-	-	99.18	27.6	17.16	34.8	107	282	P	H
	*	2437	100.19	-	-	90.23	27.6	17.16	34.8	107	282	A	H
		2484.08	64.86	-9.14	74	54.73	27.7	17.23	34.8	107	282	P	H
		2483.52	52.32	-1.68	54	42.19	27.7	17.23	34.8	107	282	A	H
		2389.68	53.12	-20.88	74	43.32	27.5	17.1	34.8	157	268	P	V
		2390	43.17	-10.83	54	33.37	27.5	17.1	34.8	157	268	A	V
	*	2437	112.04	-	-	102.08	27.6	17.16	34.8	157	268	P	V
	*	2437	104.22	-	-	94.26	27.6	17.16	34.8	157	268	A	V
		2483.84	64.6	-9.4	74	54.47	27.7	17.23	34.8	157	268	P	V
		2483.52	52.38	-1.62	54	42.25	27.7	17.23	34.8	157	268	A	V

WIFI Ant. 0+1	Note	Frequency (MHz)	Level (dBμV/m)	Margin (dB)	Limit Line (dBμV/m)	Read Level (dBμV)	Antenna Factor (dB/m)	Path Loss (dB)	Preamp Factor (dB)	Ant Pos (cm)	Table Pos (deg)	Peak Avg. (P/A)	Pol. (H/V)
802.11ax HE40 Full CH 09 2452MHz		2354.96	50.81	-23.19	74	41.25	27.3	17.05	34.79	105	318	P	H
		2390	39.95	-14.05	54	30.15	27.5	17.1	34.8	105	318	A	H
	*	2452	106.41	-	-	96.52	27.5	17.19	34.8	105	318	P	H
	*	2452	97.83	-	-	87.94	27.5	17.19	34.8	105	318	A	H
		2483.76	65.31	-8.69	74	55.18	27.7	17.23	34.8	105	318	P	H
		2483.52	51.73	-2.27	54	41.6	27.7	17.23	34.8	105	318	A	H
		2383.28	51.14	-22.86	74	41.42	27.43	17.09	34.8	103	89	P	V
		2389.68	39.96	-14.04	54	30.16	27.5	17.1	34.8	103	89	A	V
	*	2452	107.14	-	-	97.25	27.5	17.19	34.8	103	89	P	V
	*	2452	98.77	-	-	88.88	27.5	17.19	34.8	103	89	A	V
		2486	63.3	-10.7	74	53.17	27.7	17.23	34.8	103	89	P	V
		2485.76	50.7	-3.3	54	40.57	27.7	17.23	34.8	103	89	A	V
Remark	1. No other spurious found. 2. All results are PASS against Peak and Average limit line.												

2.4GHz 2400~2483.5MHz

WIFI 802.11 ax HE40 Full (Harmonic @ 3m)

WIFI Ant. 0+1	Note	Frequency (MHz)	Level (dBμV/m)	Margin (dB)	Limit Line (dBμV/m)	Read Level (dBμV)	Antenna Factor (dB/m)	Path Loss (dB)	Preamp Factor (dB)	Ant Pos (cm)	Table Pos (deg)	Peak Avg. (P/A)	Pol. (H/V)
		4844	41.52	-32.48	74	54.55	32.66	12.12	57.81	-	-	P	H
		7266	43.62	-30.38	74	50.48	36.9	14.71	58.47	-	-	P	H
													H
													H
													H
													H
													H
													H
													H
													H
802.11ax													H
HE40 Full													H
CH 03		4844	41.36	-32.64	74	54.39	32.66	12.12	57.81	-	-	P	V
2422MHz		7266	44.82	-29.18	74	51.68	36.9	14.71	58.47	-	-	P	V
													V
													V
													V
													V
													V
													V
													V
													V
													V
													V

WIFI Ant. 0+1	Note	Frequency (MHz)	Level (dBµV/m)	Margin (dB)	Limit Line (dBµV/m)	Read Level (dBµV)	Antenna Factor (dB/m)	Path Loss (dB)	Preamp Factor (dB)	Ant Pos (cm)	Table Pos (deg)	Peak Avg. (P/A)	Pol. (H/V)
		4874	41.23	-32.77	74	54.24	32.7	12.11	57.82	-	-	P	H
		7311	44.08	-29.92	74	51.03	36.86	14.64	58.45	-	-	P	H
													H
													H
													H
													H
													H
													H
													H
													H
802.11ax													H
HE40 Full													H
CH 06		4874	41.1	-32.9	74	54.11	32.7	12.11	57.82	-	-	P	V
2437MHz		7311	44.66	-29.34	74	51.61	36.86	14.64	58.45	-	-	P	V
													V
													V
													V
													V
													V
													V
													V
													V
													V
													V

WIFI Ant. 0+1	Note	Frequency (MHz)	Level (dBμV/m)	Margin (dB)	Limit Line (dBμV/m)	Read Level (dBμV)	Antenna Factor (dB/m)	Path Loss (dB)	Preamp Factor (dB)	Ant Pos (cm)	Table Pos (deg)	Peak Avg. (P/A)	Pol. (H/V)
		4904	42.75	-31.25	74	55.76	32.72	12.1	57.83	-	-	P	H
		7356	43.99	-30.01	74	51.19	36.66	14.57	58.43	-	-	P	H
													H
													H
													H
													H
													H
													H
													H
													H
802.11ax													H
HE40 Full													H
CH 09		4904	41.66	-32.34	74	54.67	32.72	12.1	57.83	-	-	P	V
2452MHz		7356	43.12	-30.88	74	50.32	36.66	14.57	58.43	-	-	P	V
													V
													V
													V
													V
													V
													V
													V
													V
													V
													V

Remark

1. No other spurious found.
2. All results are PASS against Peak and Average limit line.
3. The emission position marked as "-" means no suspected emission found with sufficient margin against limit line or noise floor only.

2.4GHz 2400~2483.5MHz

WIFI 802.11ax HE40 Partial 242 (Band Edge @ 3m)

WIFI Ant. 0+1	Note	Frequency (MHz)	Level (dBμV/m)	Margin (dB)	Limit Line (dBμV/m)	Read Level (dBμV)	Antenna Factor (dB/m)	Path Loss (dB)	Preamp Factor (dB)	Ant Pos (cm)	Table Pos (deg)	Peak Avg. (P/A)	Pol. (H/V)
802.11ax HE40 Partial 242/61 CH 03 2422MHz		2390	54.8	-19.2	74	45.07	27.5	17.1	34.87	130	280	P	H
		2389.84	44.44	-9.56	54	34.71	27.5	17.1	34.87	130	280	A	H
	*	2422	103.57	-	-	93.78	27.52	17.14	34.87	130	280	P	H
	*	2422	96.06	-	-	86.27	27.52	17.14	34.87	130	280	A	H
		2484.24	53	-21	74	42.93	27.7	17.23	34.86	130	280	P	H
		2484.4	43.43	-10.57	54	33.36	27.7	17.23	34.86	130	280	A	H
		2390	55.79	-18.21	74	46.06	27.5	17.1	34.87	105	95	P	V
		2390	46.55	-7.45	54	36.82	27.5	17.1	34.87	105	95	A	V
	*	2422	107.6	-	-	97.81	27.52	17.14	34.87	105	95	P	V
	*	2422	99.19	-	-	89.4	27.52	17.14	34.87	105	95	A	V
		2484.24	56.13	-17.87	74	46.06	27.7	17.23	34.86	105	95	P	V
		2484.16	44.97	-9.03	54	34.9	27.7	17.23	34.86	105	95	A	V
802.11ax HE40 Partial 242/62 CH 09 2452MHz		2381.52	50.81	-23.19	74	41.1	27.42	17.09	34.8	100	296	P	H
		2355.28	41.65	-12.35	54	32.09	27.3	17.05	34.79	100	296	A	H
	*	2452	99.75	-	-	89.86	27.5	17.19	34.8	100	296	P	H
	*	2452	92.05	-	-	82.16	27.5	17.19	34.8	100	296	A	H
		2483.6	58.51	-15.49	74	48.38	27.7	17.23	34.8	100	296	P	H
		2483.52	50.23	-3.77	54	40.1	27.7	17.23	34.8	100	296	A	H
		2361.68	50.89	-23.11	74	41.32	27.3	17.06	34.79	104	91	P	V
		2386.16	42.06	-11.94	54	32.31	27.46	17.09	34.8	104	91	A	V
	*	2452	99.88	-	-	89.99	27.5	17.19	34.8	104	91	P	V
	*	2452	91.48	-	-	81.59	27.5	17.19	34.8	104	91	A	V
		2485.04	58.01	-15.99	74	47.88	27.7	17.23	34.8	104	91	P	V
		2484.64	49.77	-4.23	54	39.64	27.7	17.23	34.8	104	91	A	V
Remark	1. No other spurious found. 2. All results are PASS against Peak and Average limit line.												

2.4GHz 2400~2483.5MHz

WIFI 802.11ax HE40 Partial 242 (Harmonic @ 3m)

WIFI Ant. 0+1	Note	Frequency (MHz)	Level (dBμV/m)	Margin (dB)	Limit Line (dBμV/m)	Read Level (dBμV)	Antenna Factor (dB/m)	Path Loss (dB)	Preamp Factor (dB)	Ant Pos (cm)	Table Pos (deg)	Peak Avg. (P/A)	Pol. (H/V)
		4844	41.46	-32.54	74	54.49	32.66	12.12	57.81	-	-	P	H
		7266	43.41	-30.59	74	50.27	36.9	14.71	58.47	-	-	P	H
													H
													H
													H
													H
													H
													H
													H
802.11ax													H
HE40													H
Partial													H
242/61		4844	41.36	-32.64	74	54.39	32.66	12.12	57.81	-	-	P	V
CH 03		7266	43.78	-30.22	74	50.64	36.9	14.71	58.47	-	-	P	V
2422MHz													V
													V
													V
													V
													V
													V
													V
													V
													V
													V

WIFI Ant. 0+1	Note	Frequency (MHz)	Level (dBμV/m)	Margin (dB)	Limit Line (dBμV/m)	Read Level (dBμV)	Antenna Factor (dB/m)	Path Loss (dB)	Preamp Factor (dB)	Ant Pos (cm)	Table Pos (deg)	Peak Avg. (P/A)	Pol. (H/V)
		4904	40.6	-33.4	74	53.61	32.72	12.1	57.83	-	-	P	H
		7356	43.14	-30.86	74	50.34	36.66	14.57	58.43	-	-	P	H
													H
													H
													H
													H
													H
													H
													H
802.11ax													H
HE40													H
Partial													H
242/62		4904	41.31	-32.69	74	54.32	32.72	12.1	57.83	-	-	P	V
CH 09		7356	43.55	-30.45	74	50.75	36.66	14.57	58.43	-	-	P	V
2452MHz													V
													V
													V
													V
													V
													V
													V
													V
													V
													V
													V
Remark	1. No other spurious found. 2. All results are PASS against Peak and Average limit line. 3. The emission position marked as "-" means no suspected emission found with sufficient margin against limit line or noise floor only.												

Emission below 1GHz

2.4GHz WIFI 802.11ax HE40 (LF)

WIFI Ant. 0+1	Note	Frequency (MHz)	Level (dBμV/m)	Margin (dB)	Limit Line (dBμV/m)	Read Level (dBμV)	Antenna Factor (dB/m)	Path Loss (dB)	Preamp Factor (dB)	Ant Pos (cm)	Table Pos (deg)	Peak Avg. (P/A)	Pol. (H/V)
2.4GHz 802.11ax HE40 LF		30.27	21.18	-18.82	40	28.74	23.91	0.99	32.46	-	-	P	H
		122.88	18.18	-25.32	43.5	30.96	17.41	1.89	32.08	-	-	P	H
		294.33	20.32	-25.68	46	30.33	19	2.83	31.84	-	-	P	H
		855.8	32.9	-13.1	46	30.82	29.14	4.56	31.62	-	-	P	H
		939.8	33.97	-12.03	46	30.27	29.95	4.85	31.1	-	-	P	H
		958	34.52	-11.48	46	29.56	30.94	4.92	30.9	-	-	P	H
													H
													H
													H
													H
													H
													H
		54.03	23.65	-16.35	40	41.88	12.63	1.31	32.17	-	-	P	V
		58.89	24.25	-15.75	40	43.19	11.81	1.37	32.12	-	-	P	V
		122.88	22.82	-20.68	43.5	35.6	17.41	1.89	32.08	-	-	P	V
		860.7	32.45	-13.55	46	30.37	29.13	4.56	31.61	-	-	P	V
		930.7	33.39	-12.61	46	30.29	29.51	4.78	31.19	-	-	P	V
		958	34.05	-11.95	46	29.09	30.94	4.92	30.9	-	-	P	V
													V
													V
													V
													V
													V
													V
Remark	1. No other spurious found. 2. All results are PASS against limit line. 3. The emission position marked as "-" means no suspected emission found and emission level has at least 6dB margin against limit or emission is noise floor only.												

Note symbol

*	**Fundamental Frequency** which can be ignored. However, the level of any unwanted emissions shall not exceed the level of the fundamental frequency.
!	Test result is **Margin** line.
P/A	**P**eak or **A**verage
H/V	**H**orizontal or **V**ertical

A calculation example for radiated spurious emission is shown as below:

WIFI	Note	Frequency	Level	Margin	Limit	Read	Antenna	Path	Preamp	Ant	Table	Peak	Pol.
Ant.					Line	Level	Factor	Loss	Factor	Pos	Pos	Avg.	
0+1		(MHz)	(dBμV/m)	(dB)	(dBμV/m)	(dBμV)	(dB/m)	(dB)	(dB)	(cm)	(deg)	(P/A)	(H/V)
802.11b CH 01 2412MHz		2390	55.45	-18.55	74	54.51	32.22	4.58	35.86	103	308	P	H
		2390	43.54	-10.46	54	42.6	32.22	4.58	35.86	103	308	A	H

1. Path Loss(dB) = Cable loss(dB) + Filter loss(dB) + Attenuator loss(dB)
2. Level(dBμV/m) =

Antenna Factor(dB/m) + Path Loss(dB) + Read Level(dBμV) - Preamp Factor(dB)

3. Margin (dB) = Level(dBμV/m) – Limit Line(dBμV/m)

For Peak Limit @ 2390MHz:

1. Level(dBμV/m)

= Antenna Factor(dB/m) + Path Loss(dB) + Read Level(dBμV) - Preamp Factor(dB)

= 32.22(dB/m) + 4.58(dB) + 54.51(dBμV) – 35.86 (dB)

= 55.45 (dBμV/m)

2. Margin (dB)

= Level(dBμV/m) – Limit Line(dBμV/m)

= 55.45(dBμV/m) – 74(dBμV/m)

= -18.55(dB)

For Average Limit @ 2390MHz:

1. Level(dBμV/m)

= Antenna Factor(dB/m) + Path Loss(dB) + Read Level(dBμV) - Preamp Factor(dB)

= 32.22(dB/m) + 4.58(dB) + 42.6(dBμV) – 35.86 (dB)

= 43.54 (dBμV/m)

2. Margin (dB)

= Level(dBμV/m) – Limit Line(dBμV/m)

= 43.54(dBμV/m) – 54(dBμV/m)

= -10.46(dB)

Both peak and average measured complies with the limit line, so test result is "PASS".

Appendix D. Radiated Spurious Emission Plots

Test Engineer :	Fu Chen, Sam Chou and Troye Hsieh	**Temperature :**	18.1~20.8°C
		Relative Humidity :	47.2~66.1%

Note symbol

-L	**Low channel location**
-R	**High channel location**

2.4GHz 2400~2483.5MHz

WIFI 802.11b (Band Edge @ 3m)

WIFI	2.4GHz 2400~2483.5MHz Band Edge @ 3m	
ANT	802.11b CH01 2412MHz	
0+1	Horizontal	Fundamental
Peak	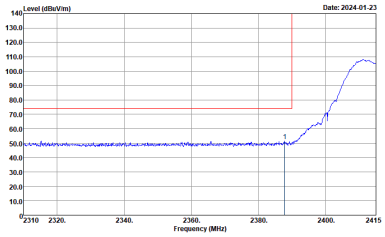 Site : 03CH11-HY Condition : PEAK_BE_74 3m 9120D_01620_230817 HORIZONTAL : RBW:1000.000KHz VBW:3000.000KHz SWT:Auto	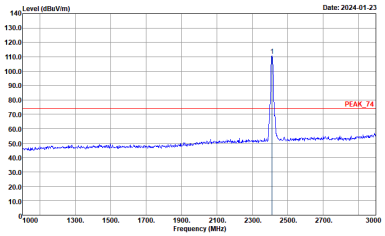 Site : 03CH11-HY Condition : PEAK_74 3m 9120D_01620_230817 HORIZONTAL : RBW:1000.000KHz VBW:3000.000KHz SWT:Auto
Avg.	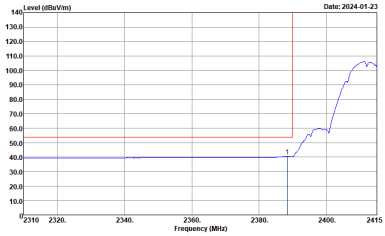 Site : 03CH11-HY Condition : AVG_BE_54 3m 9120D_01620_230817 HORIZONTAL : RBW:1000.000KHz VBW:0.010KHz SWT:Auto	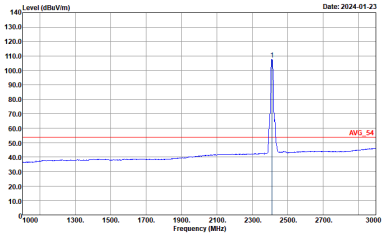 Site : 03CH11-HY Condition : AVG_54 3m 9120D_01620_230817 HORIZONTAL : RBW:1000.000KHz VBW:0.010KHz SWT:Auto

WIFI	2.4GHz 2400~2483.5MHz Band Edge @ 3m	
ANT	802.11b CH01 2412MHz	
0+1	Vertical	Fundamental
Peak	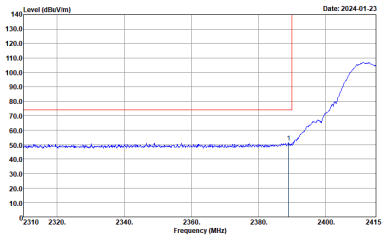	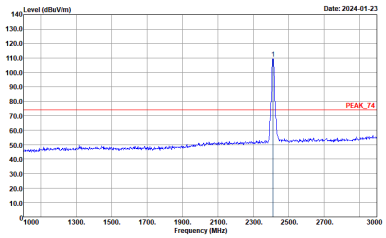
Avg.	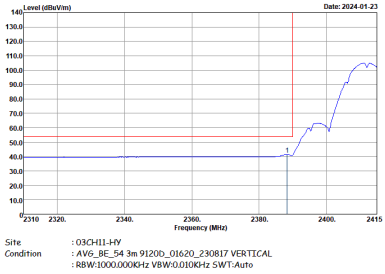	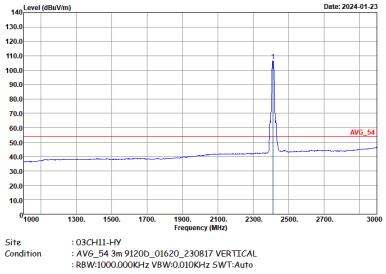

WIFI	2.4GHz 2400~2483.5MHz Band Edge @ 3m	
ANT	802.11b CH06 2437MHz - L	
0+1	Horizontal	Fundamental
Peak	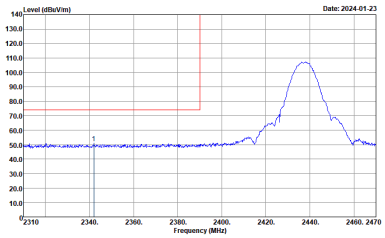	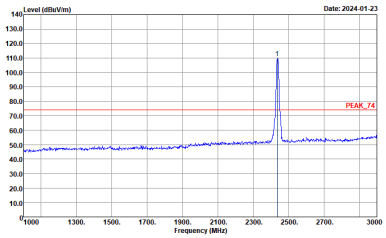
Avg.	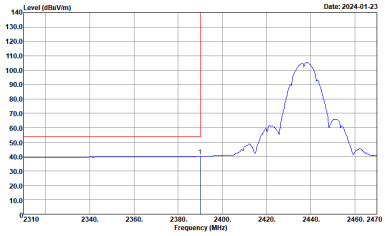	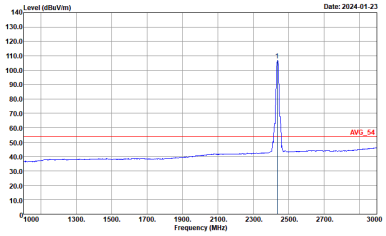

WIFI	2.4GHz 2400~2483.5MHz Band Edge @ 3m	
ANT	802.11b CH06 2437MHz - R	
0+1	Horizontal	Fundamental
Peak	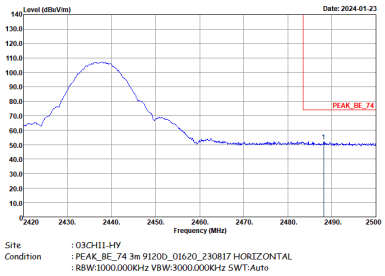	Left blank
Avg.	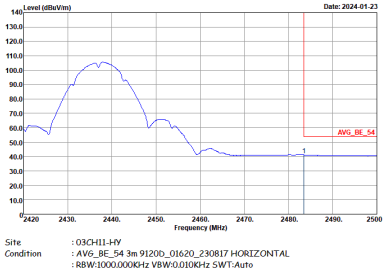	Left blank

WIFI	2.4GHz 2400~2483.5MHz Band Edge @ 3m	
ANT	802.11b CH06 2437MHz - L	
0+1	Vertical	Fundamental
Peak	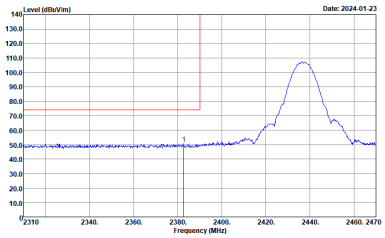	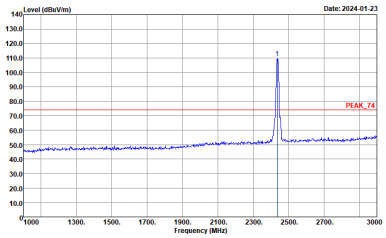
Avg.	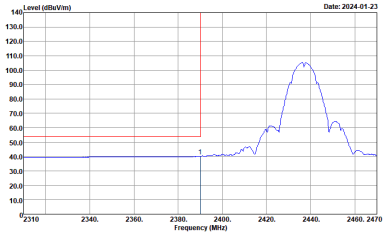	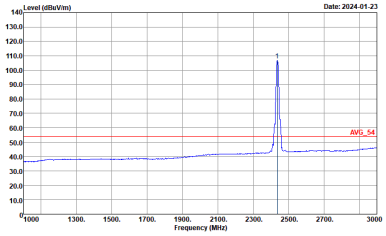

WIFI	2.4GHz 2400~2483.5MHz Band Edge @ 3m	
ANT	802.11b CH06 2437MHz - R	
0+1	Vertical	Fundamental
Peak	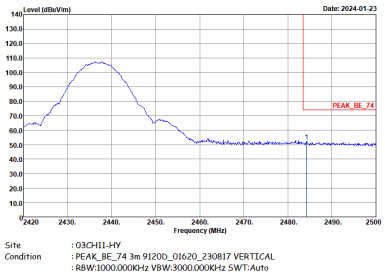	Left blank
Avg.	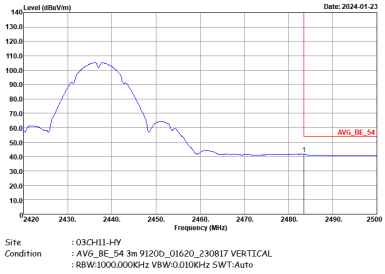	Left blank

WIFI	2.4GHz 2400~2483.5MHz Band Edge @ 3m	
ANT	802.11b CH11 2462MHz	
0+1	Horizontal	Fundamental
Peak	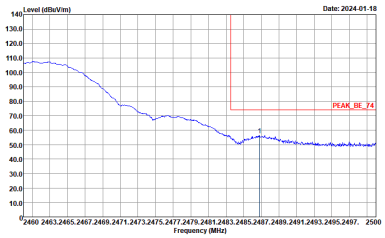 Site : 03CH11-HY Condition : PEAK_BE_74 3m 9120D_01620_230817 HORIZONTAL : RBW:1000.000KHz VBW:3000.000KHz SWT:Auto	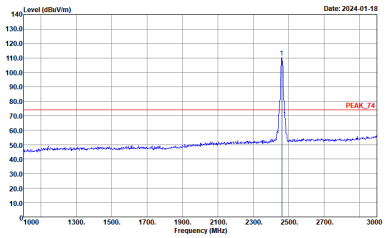 Site : 03CH11-HY Condition : PEAK_74 3m 9120D_01620_230817 HORIZONTAL : RBW:1000.000KHz VBW:3000.000KHz SWT:Auto
Avg.	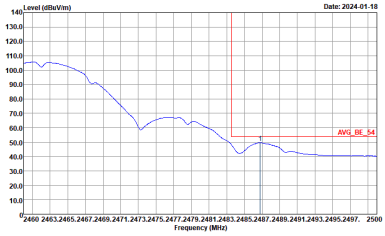 Site : 03CH11-HY Condition : AVG_BE_54 3m 9120D_01620_230817 HORIZONTAL : RBW:1000.000KHz VBW:0.010KHz SWT:Auto	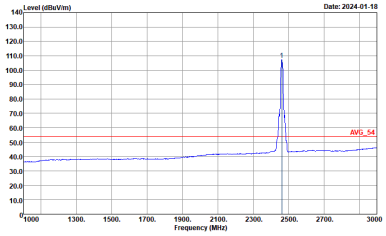 Site : 03CH11-HY Condition : AVG_54 3m 9120D_01620_230817 HORIZONTAL : RBW:1000.000KHz VBW:0.010KHz SWT:Auto

WIFI	2.4GHz 2400~2483.5MHz Band Edge @ 3m	
ANT	802.11b CH11 2462MHz	
0+1	Vertical	Fundamental
Peak	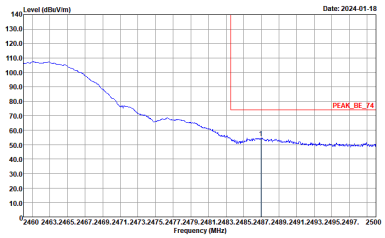 Site : 03CH11-HY Condition : PEAK_BE_74 3m 9120D_01620_230817 VERTICAL : RBW:1000.000KHz VBW:3000.000KHz SWT:Auto	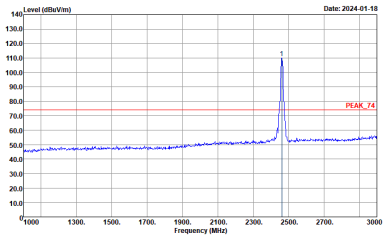 Site : 03CH11-HY Condition : PEAK_74 3m 9120D_01620_230817 VERTICAL : RBW:1000.000KHz VBW:3000.000KHz SWT:Auto
Avg.	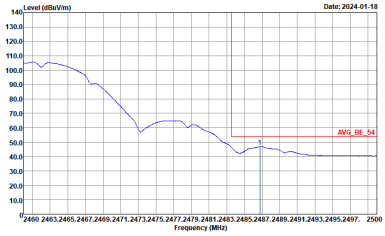 Site : 03CH11-HY Condition : AVG_BE_54 3m 9120D_01620_230817 VERTICAL : RBW:1000.000KHz VBW:0.010KHz SWT:Auto	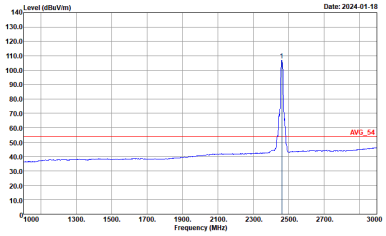 Site : 03CH11-HY Condition : AVG_54 3m 9120D_01620_230817 VERTICAL : RBW:1000.000KHz VBW:0.010KHz SWT:Auto

2.4GHz 2400~2483.5MHz

WIFI 802.11g (Band Edge @ 3m)

WIFI	2.4GHz 2400~2483.5MHz Band Edge @ 3m	
ANT	802.11g CH01 2412MHz	
0+1	Horizontal	Fundamental
Peak	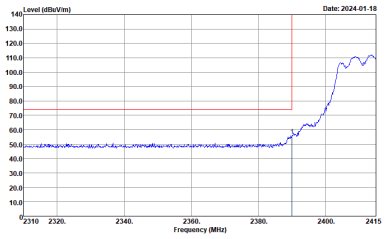 Site : 03CH11-HY Condition : PEAK_BE_74 3m 9120D_01620_230817 HORIZONTAL : RBW:1000.000KHz VBW:3000.000KHz SWT:Auto	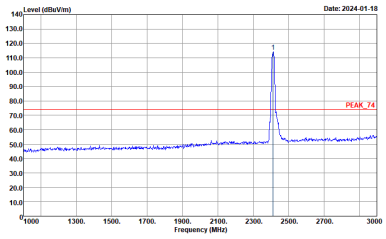 Site : 03CH11-HY Condition : PEAK_74 3m 9120D_01620_230817 HORIZONTAL : RBW:1000.000KHz VBW:3000.000KHz SWT:Auto
Avg.	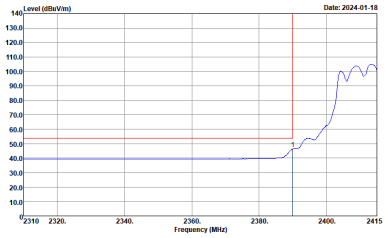 Site : 03CH11-HY Condition : AVG_BE_54 3m 9120D_01620_230817 HORIZONTAL : RBW:1000.000KHz VBW:0.010KHz SWT:Auto	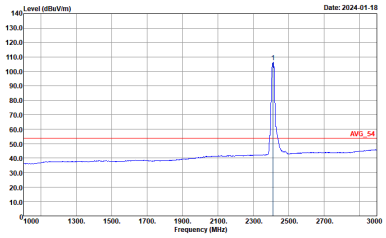 Site : 03CH11-HY Condition : AVG_54 3m 9120D_01620_230817 HORIZONTAL : RBW:1000.000KHz VBW:0.010KHz SWT:Auto

WIFI	2.4GHz 2400~2483.5MHz Band Edge @ 3m	
ANT	802.11g CH01 2412MHz	
0+1	Vertical	Fundamental
Peak	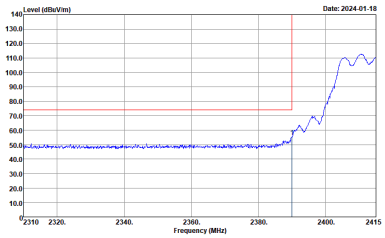	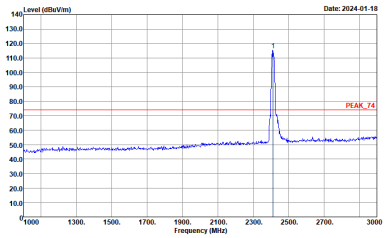
Avg.	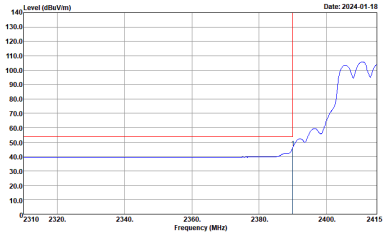	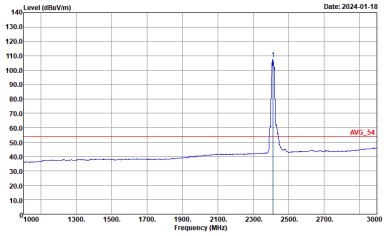

WIFI	2.4GHz 2400~2483.5MHz Band Edge @ 3m	
ANT	802.11g CH06 2437MHz - L	
0+1	Horizontal	Fundamental
Peak	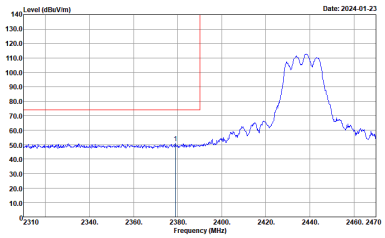	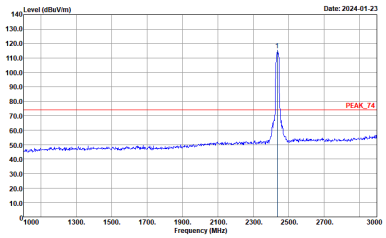
Avg.	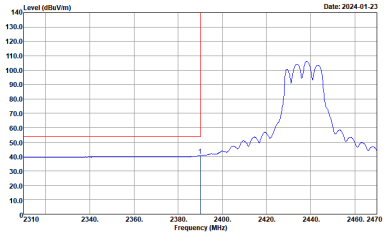	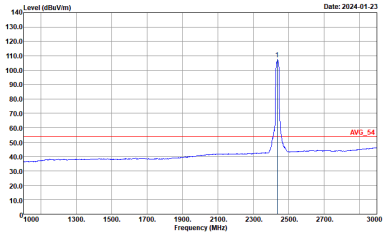

WIFI	2.4GHz 2400~2483.5MHz Band Edge @ 3m	
ANT	802.11g CH06 2437MHz - R	
0+1	Horizontal	Fundamental
Peak	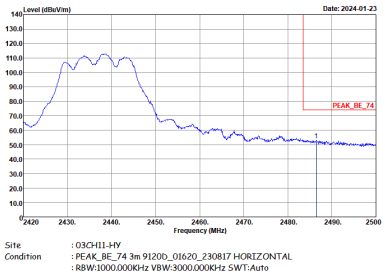	Left blank
Avg.	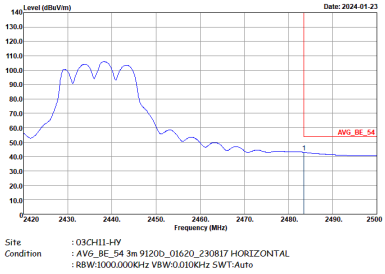	Left blank

WIFI	2.4GHz 2400~2483.5MHz Band Edge @ 3m	
ANT	802.11g CH06 2437MHz - L	
0+1	Vertical	Fundamental
Peak	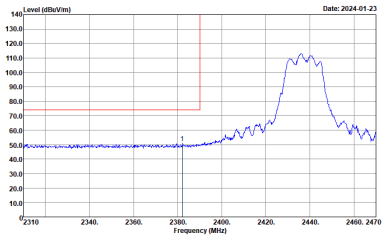	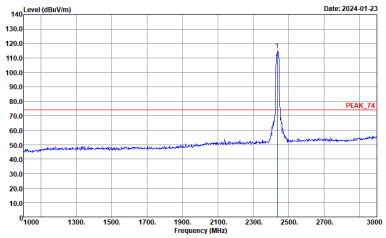
Avg.	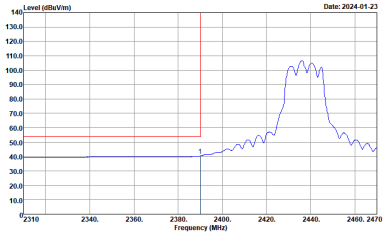	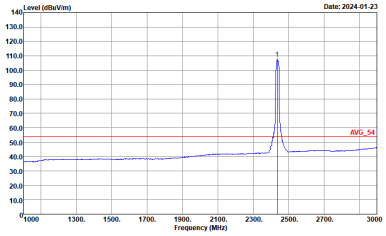

WIFI	2.4GHz 2400~2483.5MHz Band Edge @ 3m	
ANT	802.11g CH06 2437MHz - R	
0+1	Vertical	Fundamental
Peak	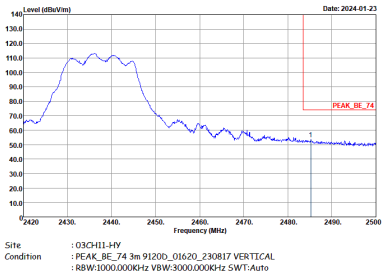	Left Blank
Avg.	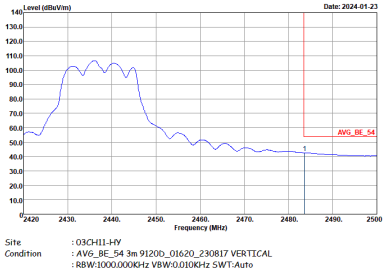	Left Blank

WIFI	2.4GHz 2400~2483.5MHz Band Edge @ 3m	
ANT	802.11g CH11 2462MHz	
0+1	Horizontal	Fundamental
Peak	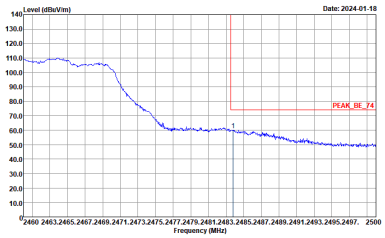	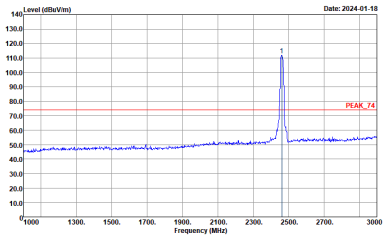
Avg.	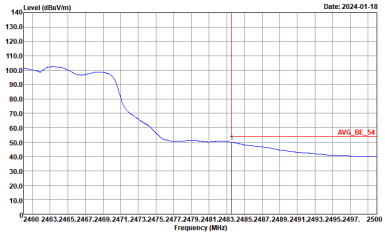	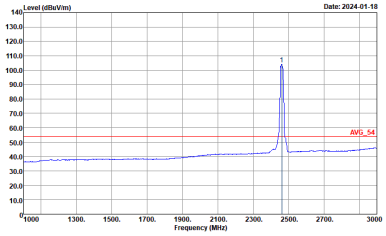

WIFI	2.4GHz 2400~2483.5MHz Band Edge @ 3m	
ANT	802.11g CH11 2462MHz	
0+1	Vertical	Fundamental
Peak	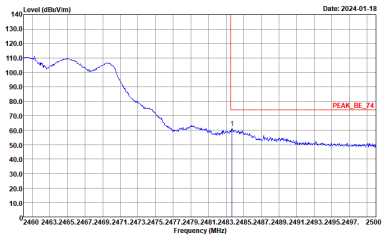	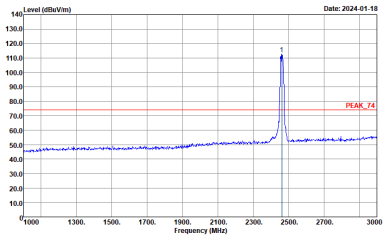
Avg.	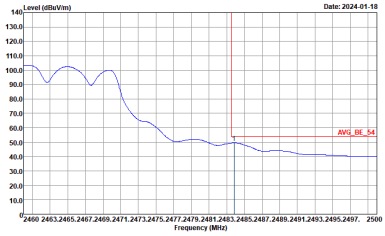	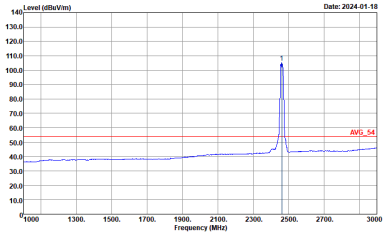

2.4GHz 2400~2483.5MHz

WIFI 802.11n HT40 (Band Edge @ 3m)

WIFI	2.4GHz 2400~2483.5MHz Band Edge @ 3m	
ANT	802.11n HT40 CH06 2437MHz - L	
0+1	Horizontal	Fundamental
Peak	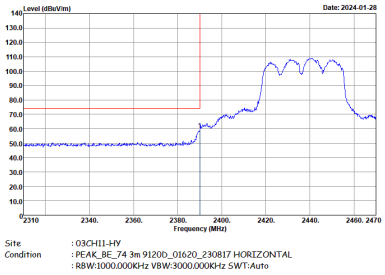	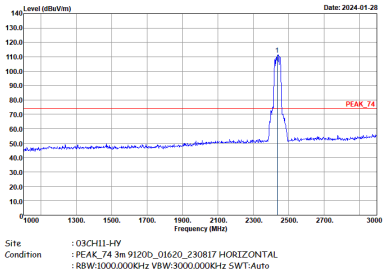
Avg.	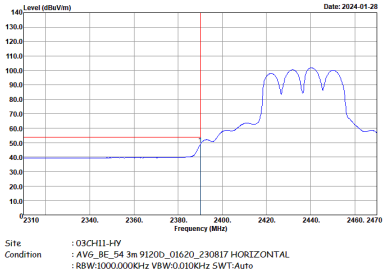	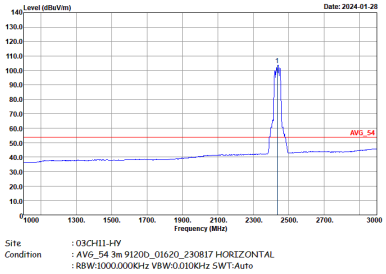

WIFI	2.4GHz 2400~2483.5MHz Band Edge @ 3m	
ANT	802.11n HT40 CH06 2437MHz - R	
0+1	Horizontal	Fundamental
Peak	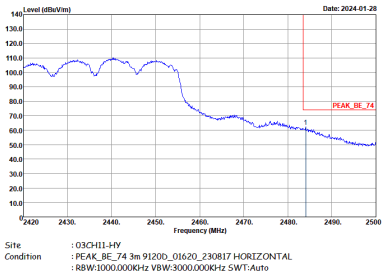	Left blank
Avg.	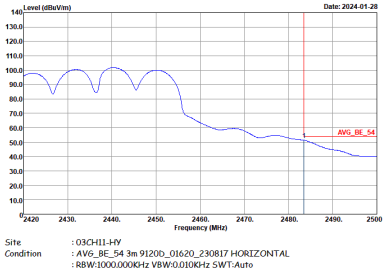	Left blank

WIFI	2.4GHz 2400~2483.5MHz Band Edge @ 3m	
ANT	802.11n HT40 CH06 2437MHz - L	
0+1	Vertical	Fundamental
Peak	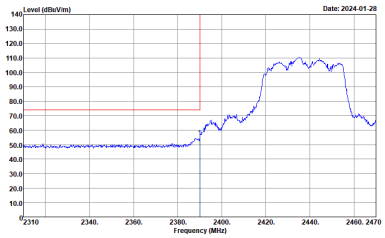	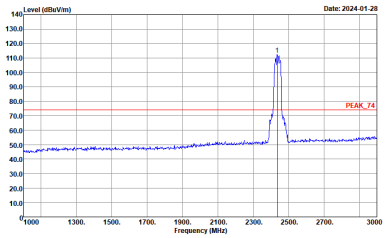
Avg.	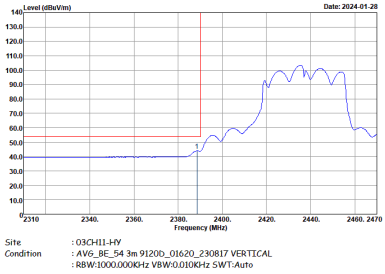	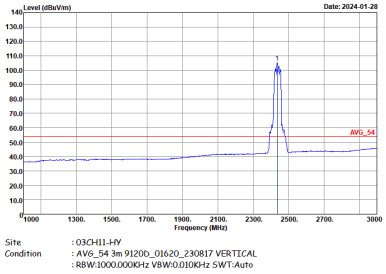

WIFI	2.4GHz 2400~2483.5MHz Band Edge @ 3m	
ANT	802.11n HT40 CH06 2437MHz - R	
0+1	Vertical	Fundamental
Peak	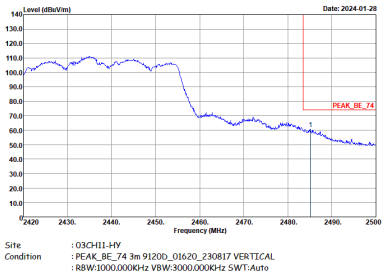	Left blank
Avg.	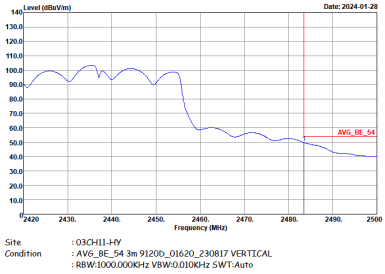	Left blank

2.4GHz 2400~2483.5MHz

WIFI 802.11ax HE20 Full (Band Edge @ 3m)

WIFI	2.4GHz 2400~2483.5MHz Band Edge @ 3m	
ANT	802.11ax HE20 Full CH01 2412MHz	
0+1	Horizontal	Fundamental
Peak	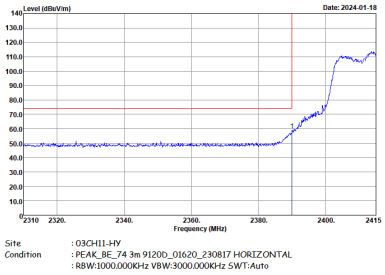	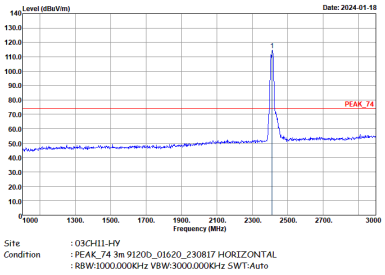
Avg.	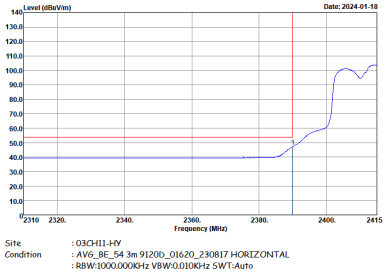	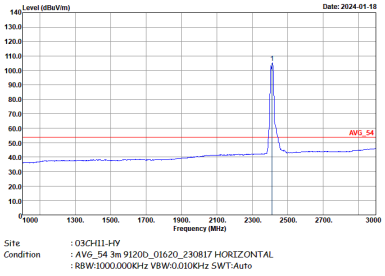

WIFI	2.4GHz 2400~2483.5MHz Band Edge @ 3m	
ANT	802.11ax HE20 Full CH01 2412MHz	
0+1	Vertical	Fundamental
Peak	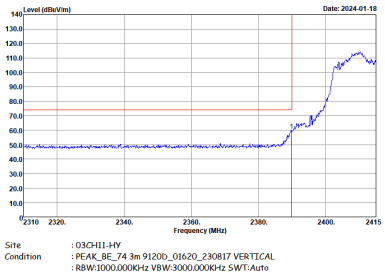	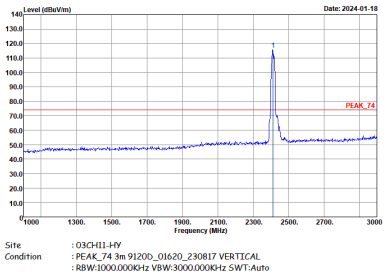
Avg.	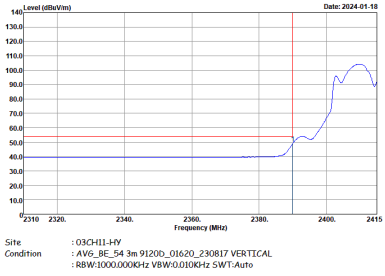	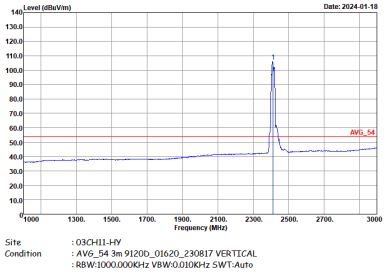

WIFI	2.4GHz 2400~2483.5MHz Band Edge @ 3m	
ANT	802.11ax HE20 Full CH06 2437MHz - L	
0+1	Horizontal	Fundamental
Peak	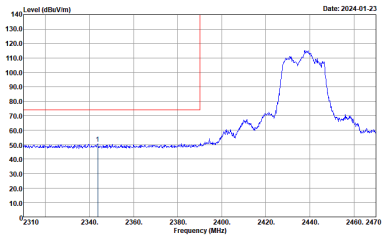	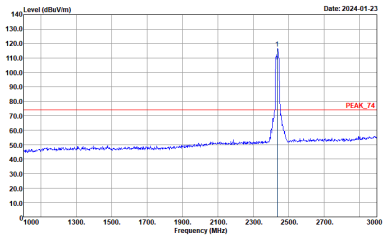
Avg.	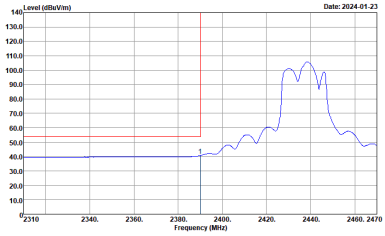	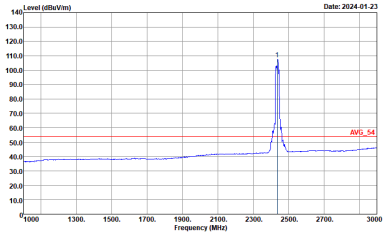

WIFI	2.4GHz 2400~2483.5MHz Band Edge @ 3m	
ANT	802.11ax HE20 Full CH06 2437MHz - R	
0+1	Horizontal	Fundamental
Peak	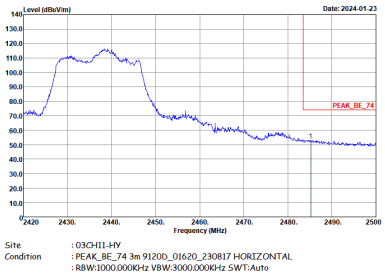	Left blank
Avg.	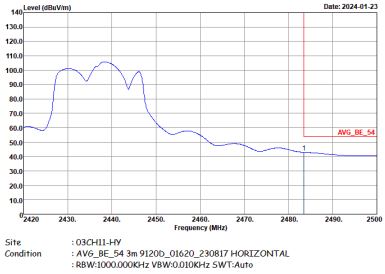	Left blank

WIFI	2.4GHz 2400~2483.5MHz Band Edge @ 3m	
ANT	802.11ax HE20 Full CH06 2437MHz - L	
0+1	Vertical	Fundamental
Peak	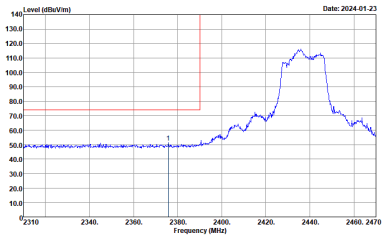	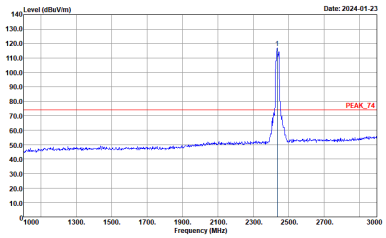
Avg.	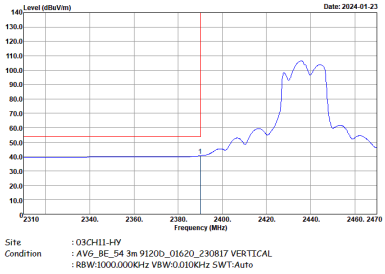	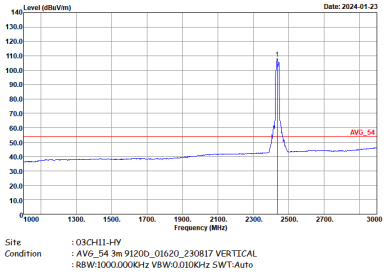

WIFI	2.4GHz 2400~2483.5MHz Band Edge @ 3m	
ANT	802.11ax HE20 Full CH06 2437MHz - R	
0+1	Vertical	Fundamental
Peak	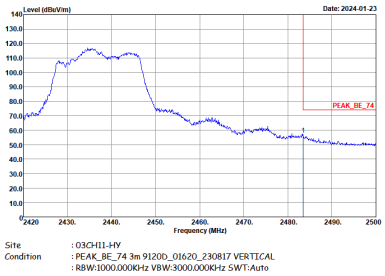	Left blank
Avg.	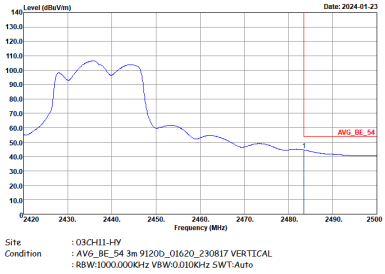	Left blank

WIFI	2.4GHz 2400~2483.5MHz Band Edge @ 3m	
ANT	802.11ax HE20 Full CH11 2462MHz	
0+1	Horizontal	Fundamental
Peak	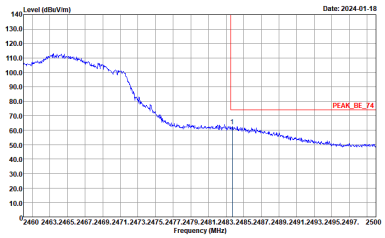 Site : 03CH11-HY Condition : PEAK_BE_74 3m 9120D_01620_230817 HORIZONTAL : RBW:1000.000KHz VBW:3000.000KHz SWT:Auto	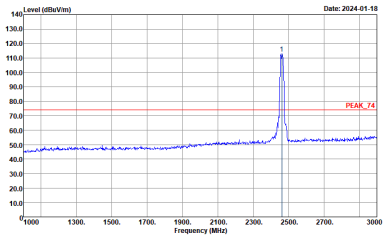 Site : 03CH11-HY Condition : PEAK_74 3m 9120D_01620_230817 HORIZONTAL : RBW:1000.000KHz VBW:3000.000KHz SWT:Auto
Avg.	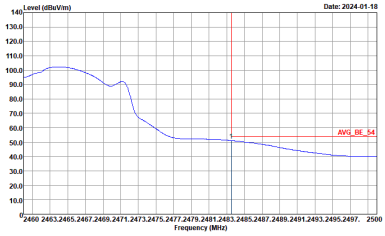 Site : 03CH11-HY Condition : AVG_BE_54 3m 9120D_01620_230817 HORIZONTAL : RBW:1000.000KHz VBW:0.010KHz SWT:Auto	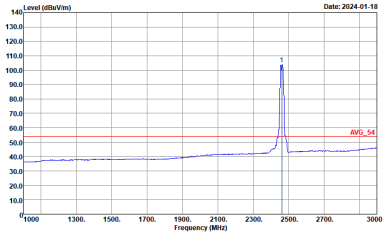 Site : 03CH11-HY Condition : AVG_54 3m 9120D_01620_230817 HORIZONTAL : RBW:1000.000KHz VBW:0.010KHz SWT:Auto

WIFI	2.4GHz 2400~2483.5MHz Band Edge @ 3m	
ANT	802.11ax HE20 Full CH11 2462MHz	
0+1	Vertical	Fundamental
Peak	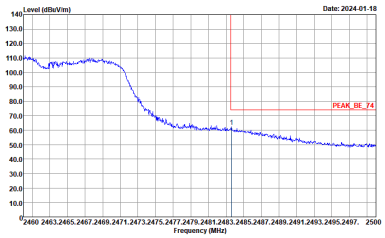	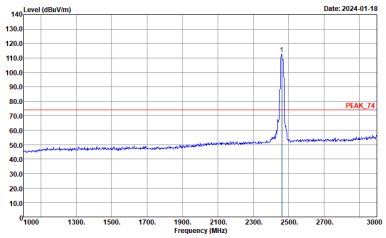
Avg.	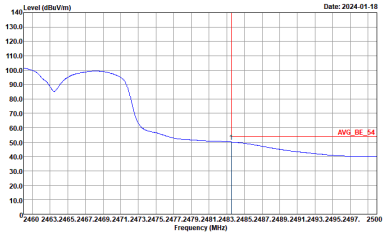	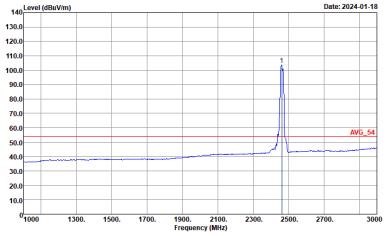

2.4GHz 2400~2483.5MHz

WIFI 802.11ax HE20 Partial 106 (Band Edge @ 3m)

WIFI	2.4GHz 2400~2483.5MHz Band Edge @ 3m	
ANT	802.11ax HE20 Partial 106/53 CH01 2412MHz	
0+1	Horizontal	Fundamental
Peak	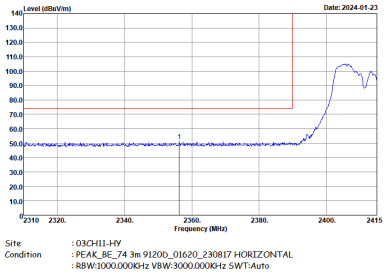	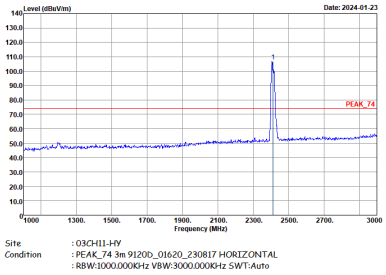
Avg.	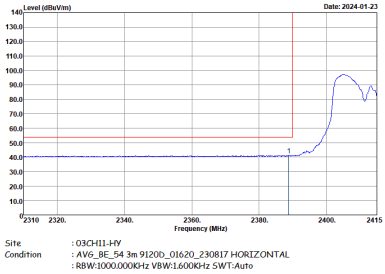	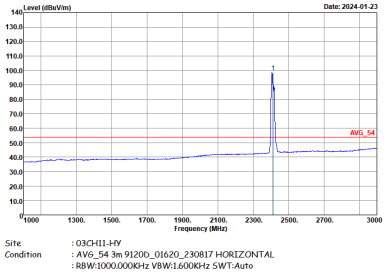

WIFI	2.4GHz 2400~2483.5MHz Band Edge @ 3m	
ANT	802.11ax HE20 Partial 106/53 CH01 2412MHz	
0+1	Vertical	Fundamental
Peak	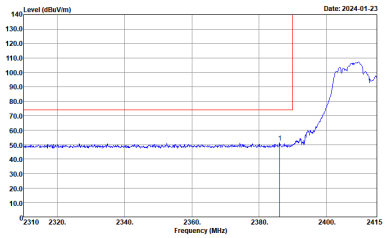	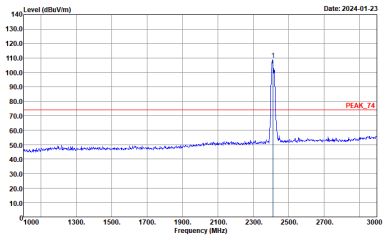
Avg.	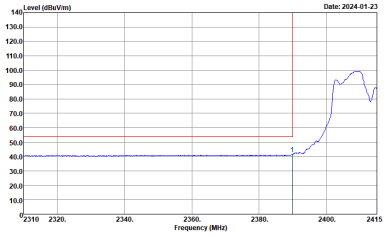	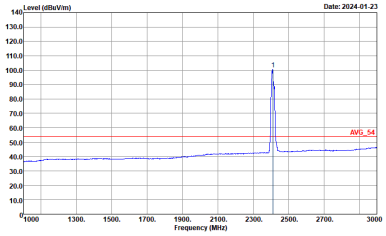

WIFI	2.4GHz 2400~2483.5MHz Band Edge @ 3m	
ANT	802.11ax HE20 Partial 106/54 CH11 2462MHz	
0+1	Horizontal	Fundamental
Peak	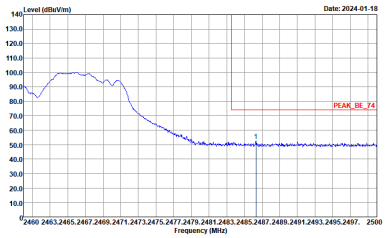 Site : 03CH11-HY Condition : PEAK_BE_74 3m 9120D_01620_230817 HORIZONTAL : RBW:1000.000KHz VBW:3000.000KHz SWT:Auto	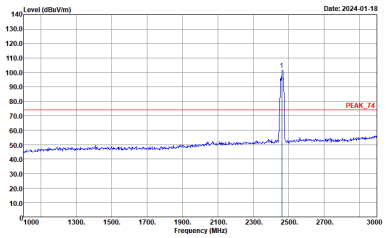 Site : 03CH11-HY Condition : PEAK_74 3m 9120D_01620_230817 HORIZONTAL : RBW:1000.000KHz VBW:3000.000KHz SWT:Auto
Avg.	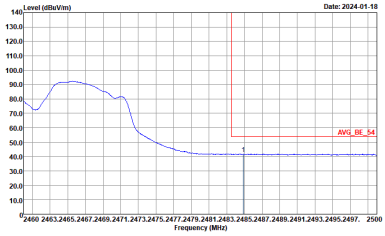 Site : 03CH11-HY Condition : AVG_BE_54 3m 9120D_01620_230817 HORIZONTAL : RBW:1000.000KHz VBW:1.600KHz SWT:Auto	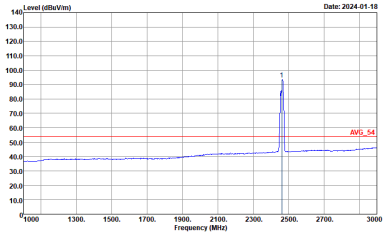 Site : 03CH11-HY Condition : AVG_54 3m 9120D_01620_230817 HORIZONTAL : RBW:1000.000KHz VBW:1.600KHz SWT:Auto

WIFI	2.4GHz 2400~2483.5MHz Band Edge @ 3m	
ANT	802.11ax HE20 Partial 106/54 CH11 2462MHz	
0+1	Vertical	Fundamental
Peak	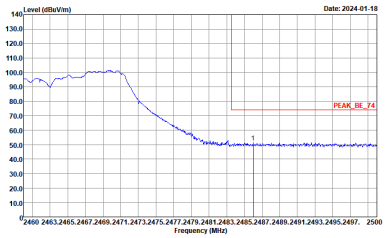	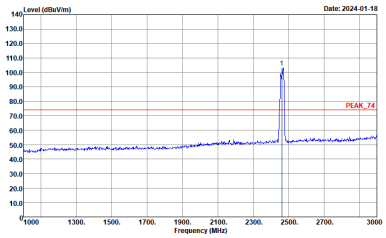
Avg.	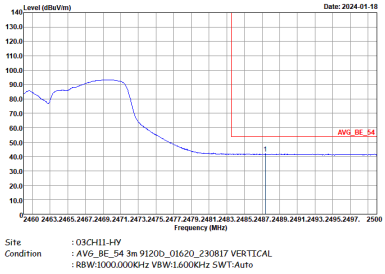	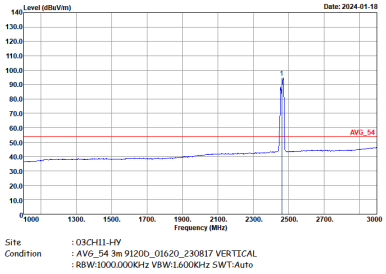

2.4GHz 2400~2483.5MHz

WIFI 802.11ax HE40 Full (Band Edge @ 3m)

WIFI	2.4GHz 2400~2483.5MHz Band Edge @ 3m	
ANT	802.11ax HE40 Full CH03 2422MHz - L	
0+1	Horizontal	Fundamental
Peak	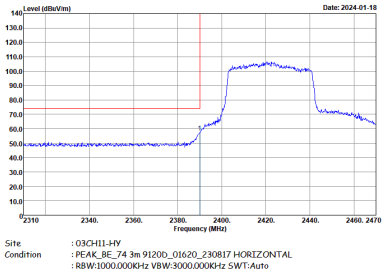	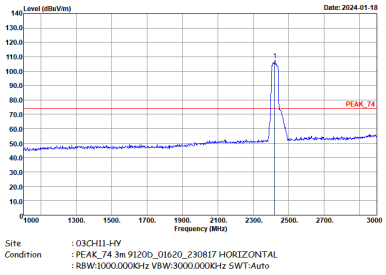
Avg.	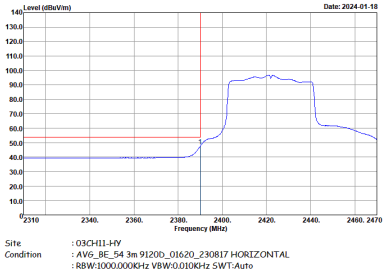	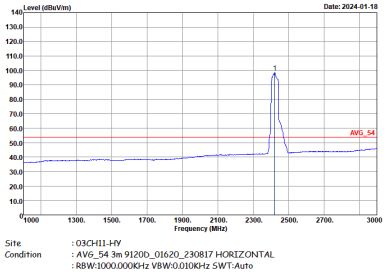

WIFI	2.4GHz 2400~2483.5MHz Band Edge @ 3m	
ANT	802.11ax HE40 Full CH03 2422MHz - R	
0+1	Horizontal	Fundamental
Peak	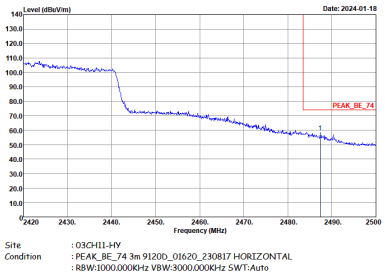	Left blank
Avg.	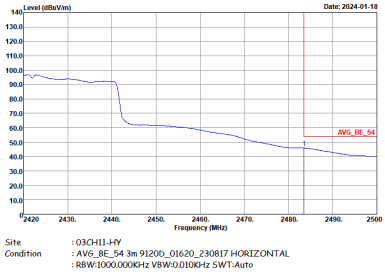	Left blank

WIFI	2.4GHz 2400~2483.5MHz Band Edge @ 3m	
ANT	802.11ax HE40 Full CH03 2422MHz - L	
0+1	Vertical	Fundamental
Peak	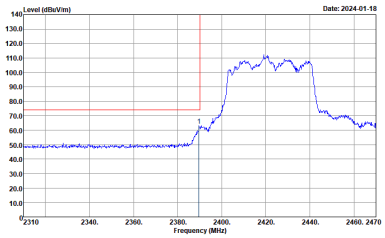	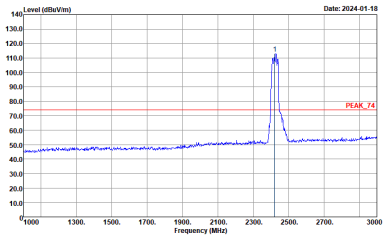
Avg.	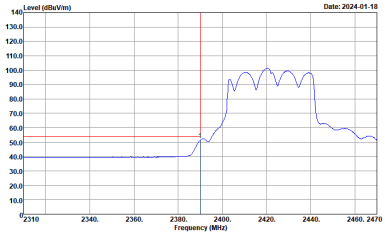	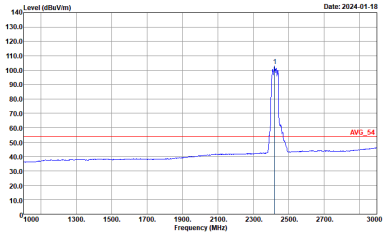

WIFI	2.4GHz 2400~2483.5MHz Band Edge @ 3m	
ANT	802.11ax HE40 Full CH03 2422MHz - R	
0+1	Vertical	Fundamental
Peak	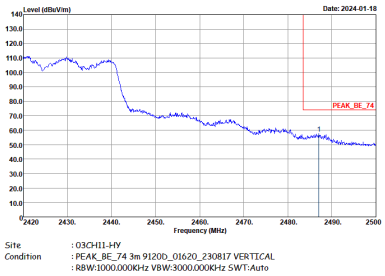	Left blank
Avg.	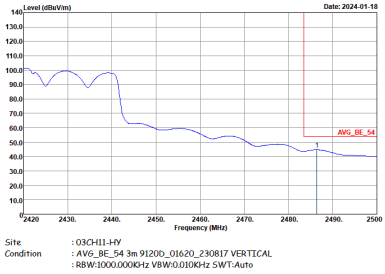	Left blank

WIFI	2.4GHz 2400~2483.5MHz Band Edge @ 3m	
ANT	802.11ax HE40 Full CH06 2437MHz - L	
0+1	Horizontal	Fundamental
Peak	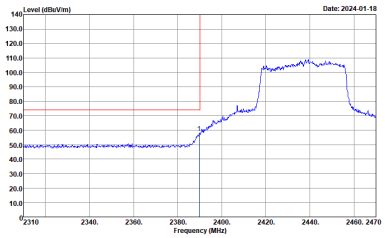	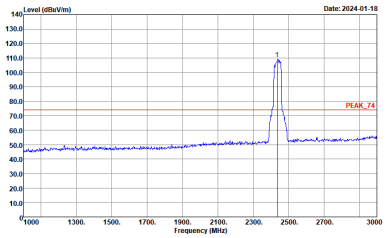
Avg.	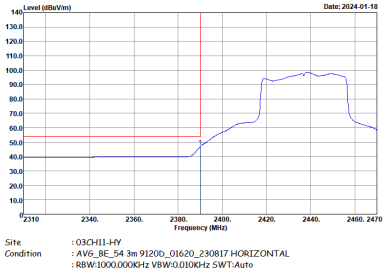	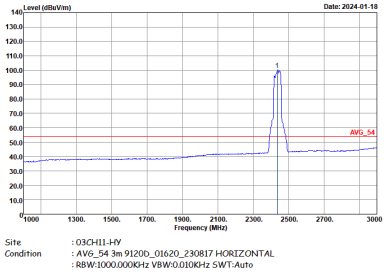

WIFI	2.4GHz 2400~2483.5MHz Band Edge @ 3m	
ANT	802.11ax HE40 Full CH06 2437MHz - R	
0+1	Horizontal	Fundamental
Peak	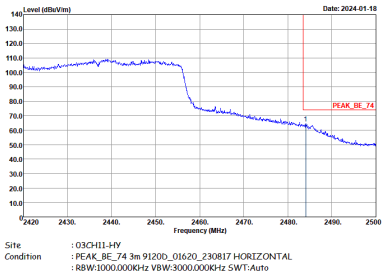	Left blank
Avg.	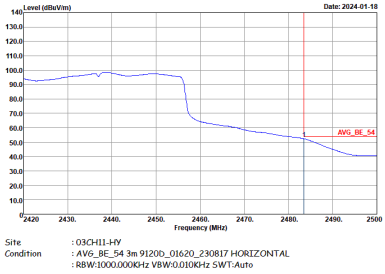	Left blank

WIFI	2.4GHz 2400~2483.5MHz Band Edge @ 3m	
ANT	802.11ax HE40 Full CH06 2437MHz - L	
0+1	Vertical	Fundamental
Peak	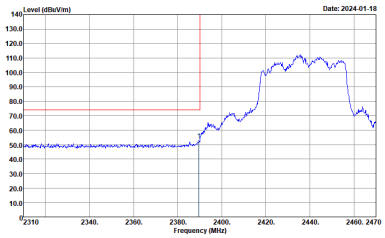	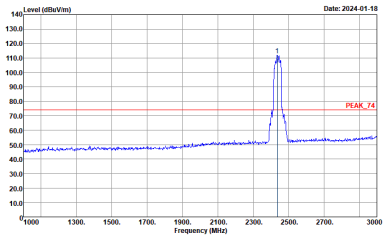
Avg.	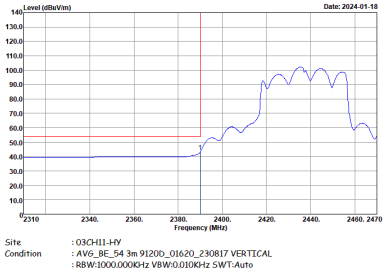	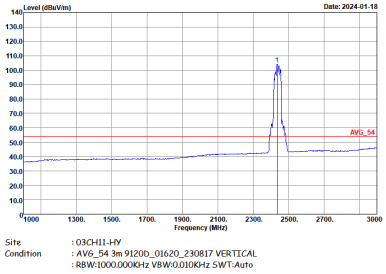

WIFI	2.4GHz 2400~2483.5MHz Band Edge @ 3m	
ANT	802.11ax HE40 Full CH06 2437MHz - R	
0+1	Vertical	Fundamental
Peak	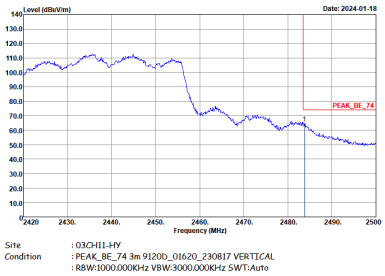	Left blank
Avg.	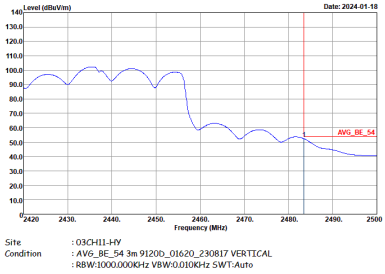	Left blank

WIFI	2.4GHz 2400~2483.5MHz Band Edge @ 3m	
ANT	802.11ax HE40 Full CH09 2452MHz - L	
0+1	Horizontal	Fundamental
Peak	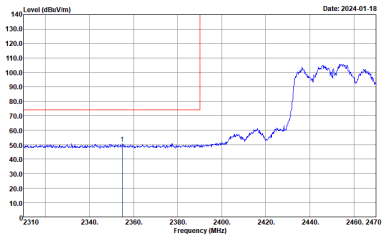	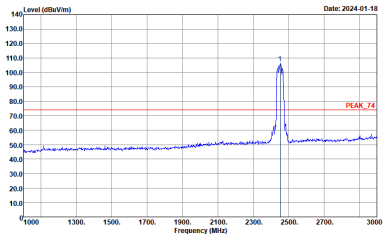
Avg.	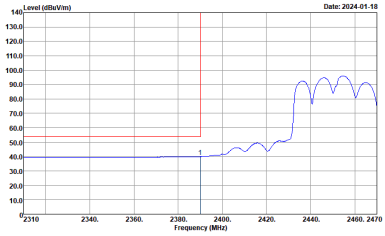	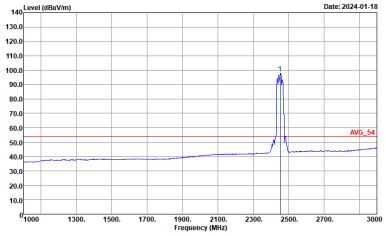

WIFI	2.4GHz 2400~2483.5MHz Band Edge @ 3m	
ANT	802.11ax HE40 Full CH09 2452MHz - R	
0+1	Horizontal	Fundamental
Peak	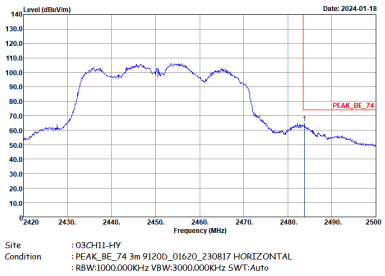	Left blank
Avg.	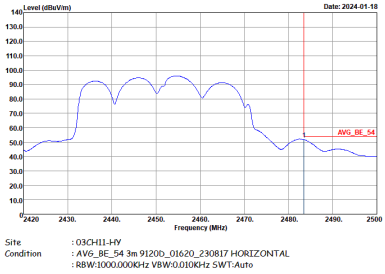	Left blank

WIFI	2.4GHz 2400~2483.5MHz Band Edge @ 3m	
ANT	802.11ax HE40 Full CH09 2452MHz - L	
0+1	Vertical	Fundamental
Peak	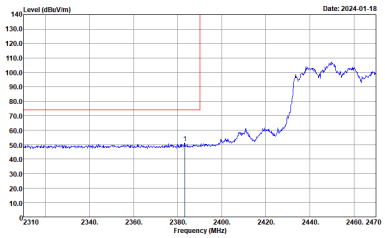	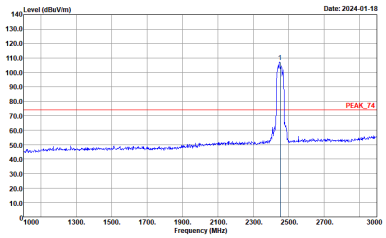
Avg.	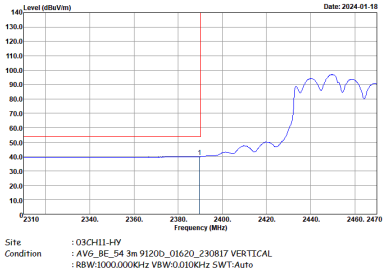	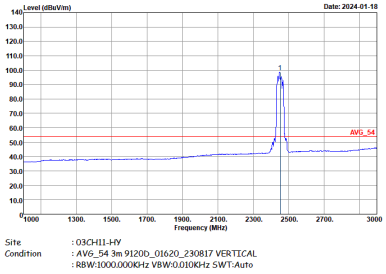

WIFI	2.4GHz 2400~2483.5MHz Band Edge @ 3m	
ANT	802.11ax HE40 Full CH09 2452MHz - R	
0+1	Vertical	Fundamental
Peak	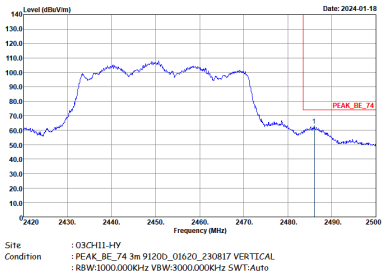	Left blank
Avg.	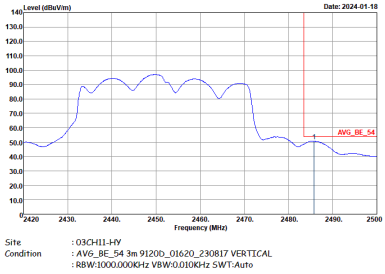	Left blank

2.4GHz 2400~2483.5MHz

WIFI 802.11ax HE40 Partial 242 (Band Edge @ 3m)

WIFI	2.4GHz 2400~2483.5MHz Band Edge @ 3m	
ANT	802.11ax HE40 Partial 242/61 CH03 2422MHz - L	
0+1	Horizontal	Fundamental
Peak	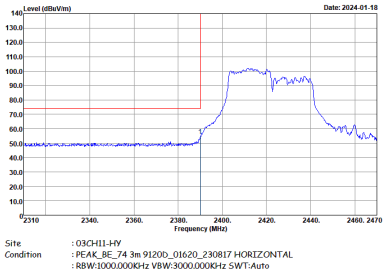	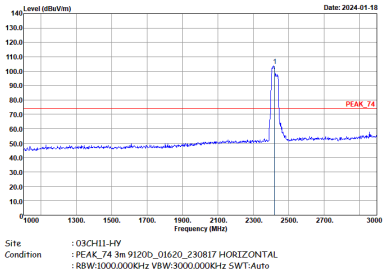
Avg.	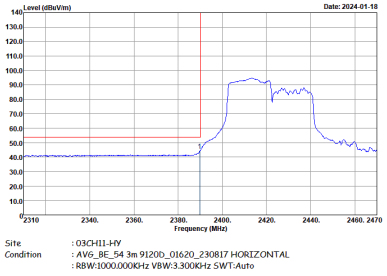	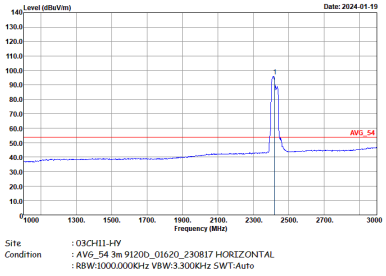

WIFI	2.4GHz 2400~2483.5MHz Band Edge @ 3m	
ANT	802.11ax HE40 Partial 242/61 CH03 2422MHz - R	
0+1	Horizontal	Fundamental
Peak	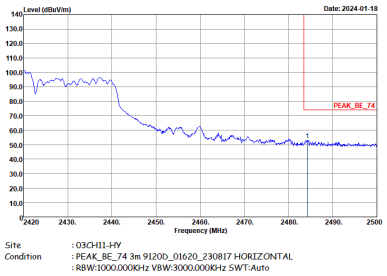	Left blank
Avg.	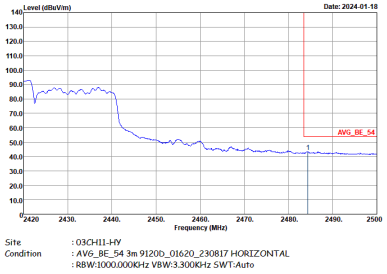	Left blank

WIFI	2.4GHz 2400~2483.5MHz Band Edge @ 3m	
ANT	802.11ax HE40 Partial 242/61 CH03 2422MHz - L	
0+1	Vertical	Fundamental
Peak	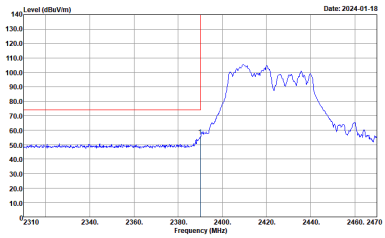	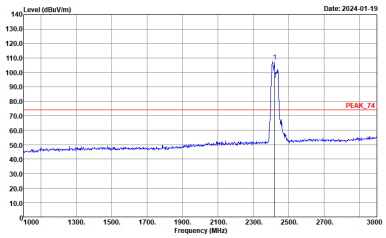
Avg.	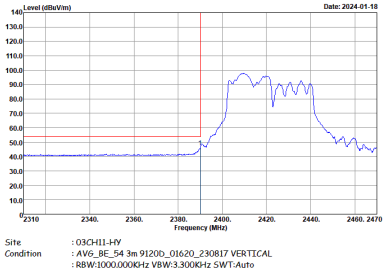	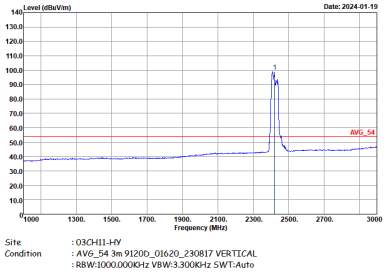

WIFI	2.4GHz 2400~2483.5MHz Band Edge @ 3m	
ANT	802.11ax HE40 Partial 242/61 CH03 2422MHz - R	
0+1	Vertical	Fundamental
Peak	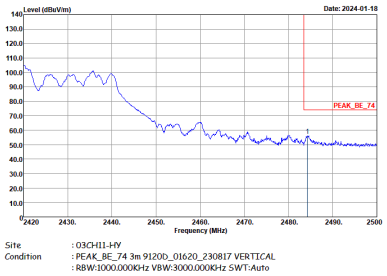	Left blank
Avg.	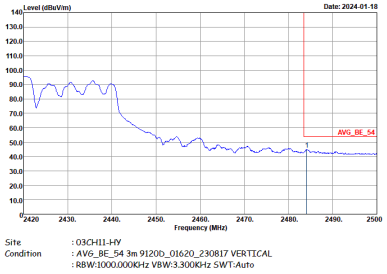	Left blank

WIFI	2.4GHz 2400~2483.5MHz Band Edge @ 3m	
ANT	802.11ax HE40 Partial 242/62 CH09 2452MHz - L	
0+1	Horizontal	Fundamental
Peak	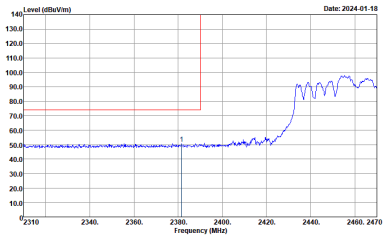	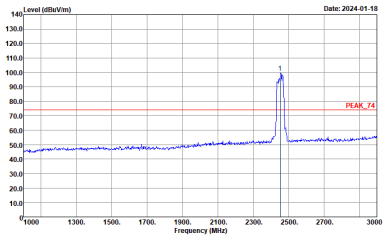
Avg.	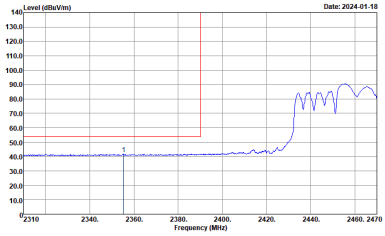	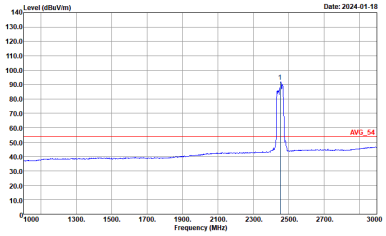

WIFI	2.4GHz 2400~2483.5MHz Band Edge @ 3m	
ANT	802.11ax HE40 Partial 242/62 CH09 2452MHz - R	
0+1	Horizontal	Fundamental
Peak	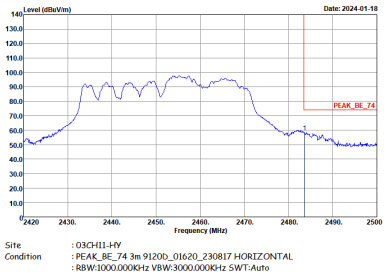	Left blank
Avg.	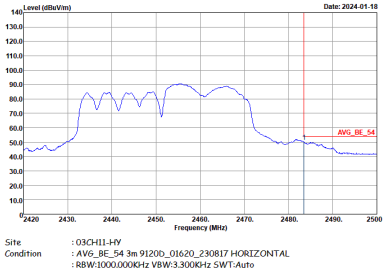	Left blank

WIFI	2.4GHz 2400~2483.5MHz Band Edge @ 3m	
ANT	802.11ax HE40 Partial 242/62 CH09 2452MHz - L	
0+1	Vertical	Fundamental
Peak	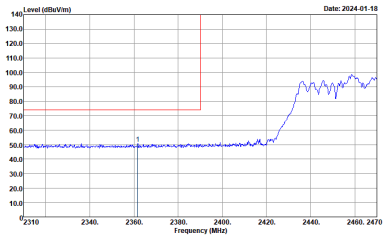	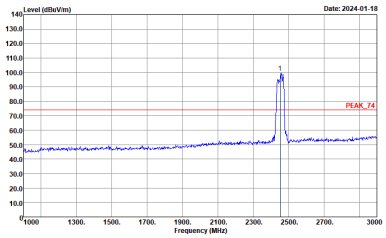
Avg.	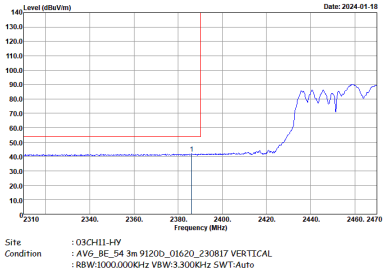	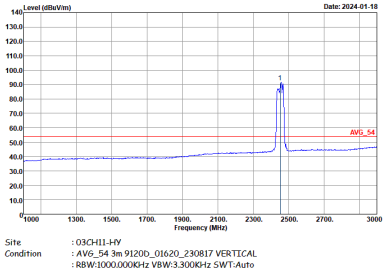

WIFI	2.4GHz 2400~2483.5MHz Band Edge @ 3m	
ANT	802.11ax HE40 Partial 242/62 CH09 2452MHz - R	
0+1	Vertical	Fundamental
Peak	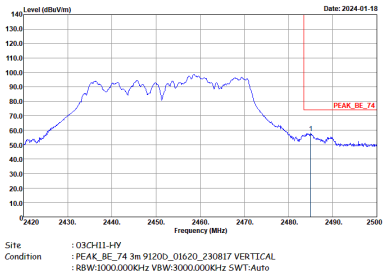	Left blank
Avg.	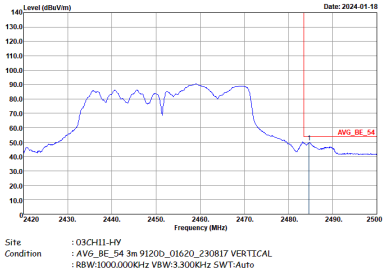	Left blank

2.4GHz 2400~2483.5MHz

WIFI 802.11b (Harmonic @ 3m)

WIFI	2.4GHz 2400~2483.5MHz Harmonic @ 3m	
ANT	802.11b CH01 2412MHz	
0+1	Horizontal	Vertical
Peak Avg.	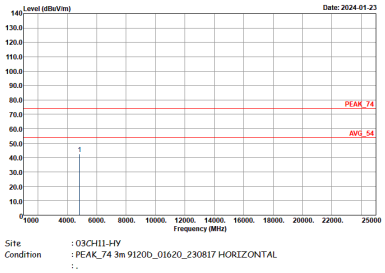	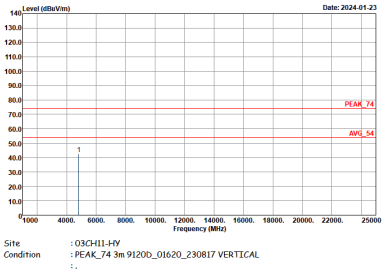

WIFI	2.4GHz 2400~2483.5MHz Harmonic @ 3m	
ANT	802.11b CH06 2437MHz	
0+1	Horizontal	Vertical
Peak Avg.	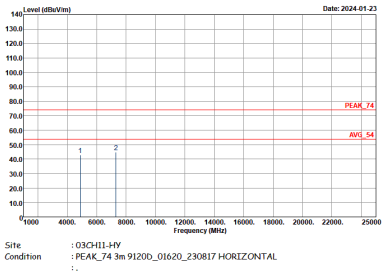	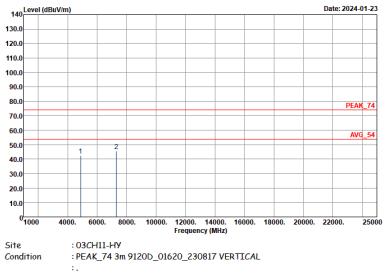

WIFI	2.4GHz 2400~2483.5MHz Harmonic @ 3m	
ANT	802.11b CH11 2462MHz	
0+1	Horizontal	Vertical
Peak Avg.	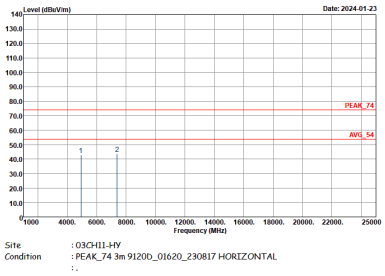	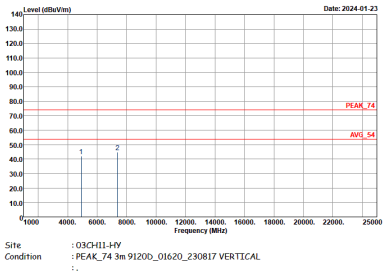

2.4GHz 2400~2483.5MHz

WIFI 802.11g (Harmonic @ 3m)

WIFI	2.4GHz 2400~2483.5MHz Harmonic @ 3m	
ANT	802.11g CH01 2412MHz	
0+1	Horizontal	Vertical
Peak Avg.	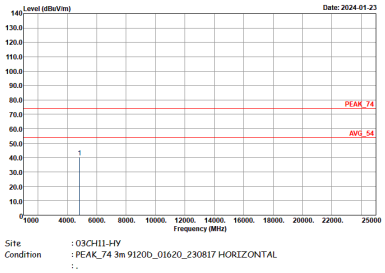	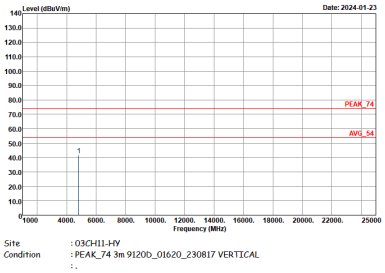

WIFI	2.4GHz 2400~2483.5MHz Harmonic @ 3m	
ANT	802.11g CH06 2437MHz	
0+1	Horizontal	Vertical
Peak Avg.	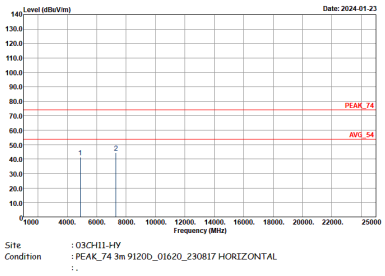	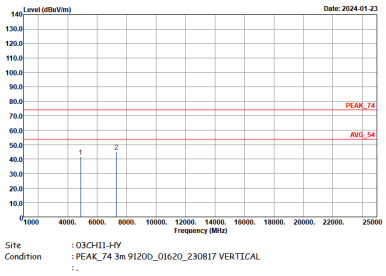

WIFI	2.4GHz 2400~2483.5MHz Harmonic @ 3m	
ANT	802.11g CH11 2462MHz	
0+1	Horizontal	Vertical
Peak Avg.	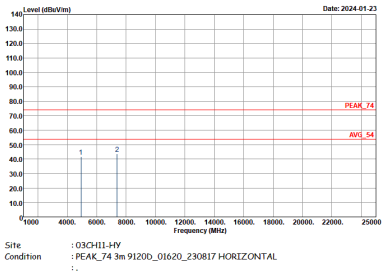	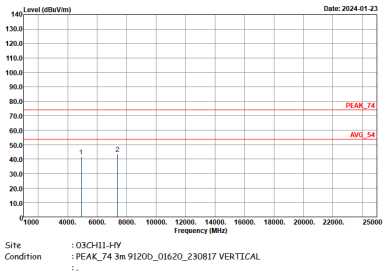

2.4GHz 2400~2483.5MHz

WIFI 802.11n HT40 (Harmonic @ 3m)

WIFI	2.4GHz 2400~2483.5MHz Harmonic @ 3m	
ANT	802.11n HT40 CH06 2437MHz	
0+1	Horizontal	Vertical
Peak Avg.	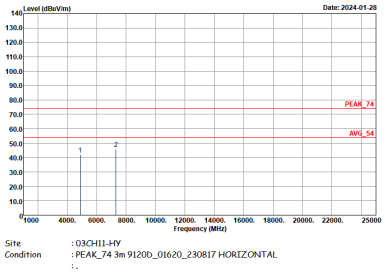	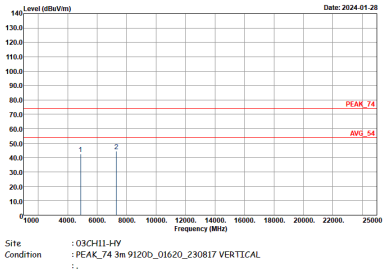

2.4GHz 2400~2483.5MHz

WIFI 802.11ax HE20 Full (Harmonic @ 3m)

WIFI	2.4GHz 2400~2483.5MHz Harmonic @ 3m	
ANT	802.11ax HE20 Full CH01 2412MHz	
0+1	Horizontal	Vertical
Peak Avg.	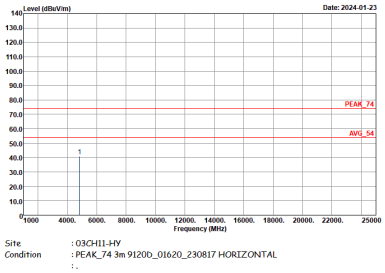	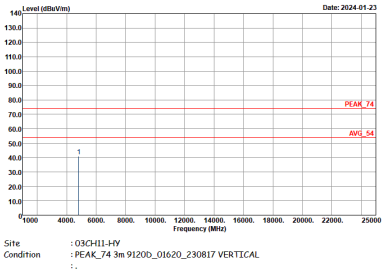

WIFI	2.4GHz 2400~2483.5MHz Harmonic @ 3m	
ANT	802.11ax HE20 Full CH06 2437MHz	
0+1	Horizontal	Vertical
Peak Avg.	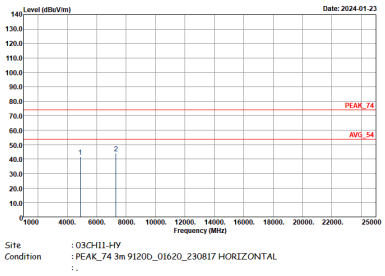	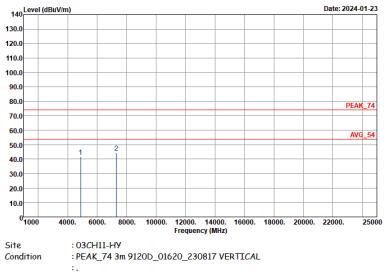

WIFI	2.4GHz 2400~2483.5MHz Harmonic @ 3m	
ANT	802.11ax HE20 Full CH11 2462MHz	
0+1	Horizontal	Vertical
Peak Avg.	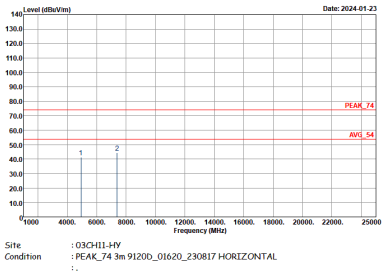	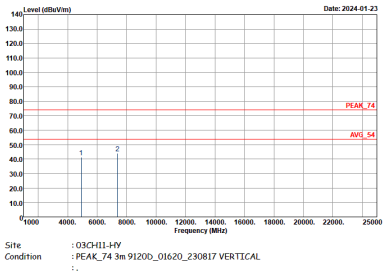

2.4GHz 2400~2483.5MHz

WIFI 802.11ax HE40 Full (Harmonic @ 3m)

WIFI	2.4GHz 2400~2483.5MHz Harmonic @ 3m	
ANT	802.11ax HE40 Full CH03 2422MHz	
0+1	Horizontal	Vertical
Peak Avg.	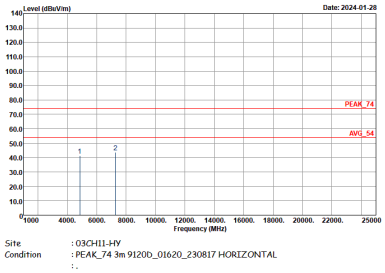	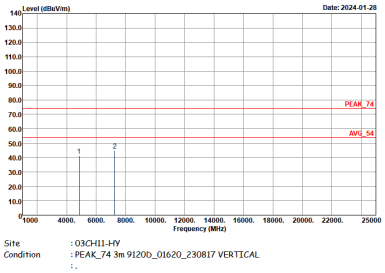

WIFI	2.4GHz 2400~2483.5MHz Harmonic @ 3m	
ANT	802.11ax HE40 Full CH06 2437MHz	
0+1	Horizontal	Vertical
Peak Avg.	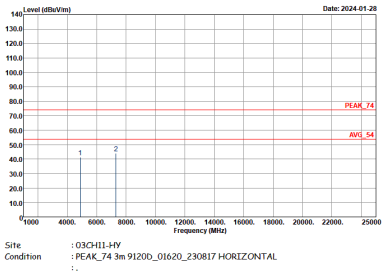	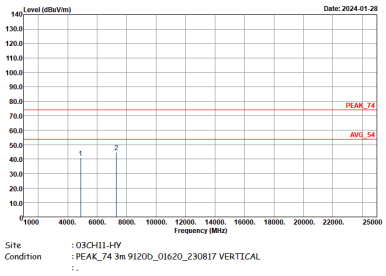

WIFI	2.4GHz 2400~2483.5MHz Harmonic @ 3m	
ANT	802.11ax HE40 Full CH09 2452MHz	
0+1	Horizontal	Vertical
Peak Avg.	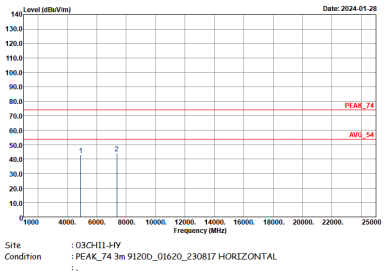	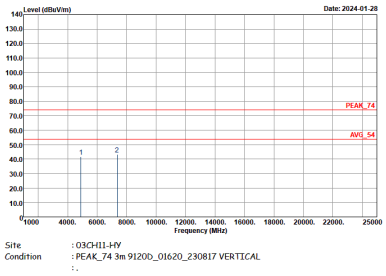

2.4GHz 2400~2483.5MHz

WIFI 802.11ax HE40 Partial 242 (Harmonic @ 3m)

WIFI	2.4GHz 2400~2483.5MHz Harmonic @ 3m	
ANT	802.11ax HE40 Partial 242/61 CH03 2422MHz	
0+1	Horizontal	Vertical
Peak Avg.	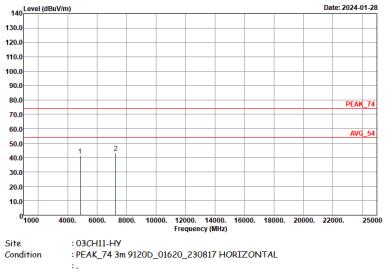	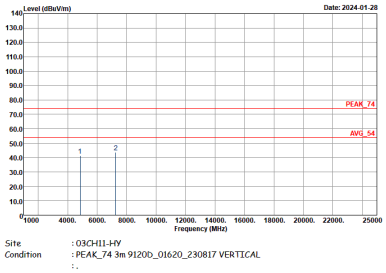

WIFI	2.4GHz 2400~2483.5MHz Harmonic @ 3m	
ANT	802.11ax HE40 Partial 242/62 CH09 2452MHz	
0+1	Horizontal	Vertical
Peak Avg.	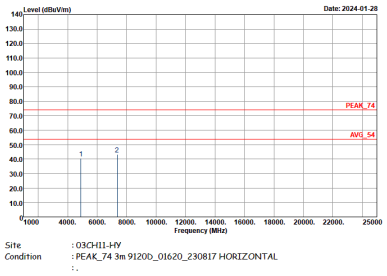	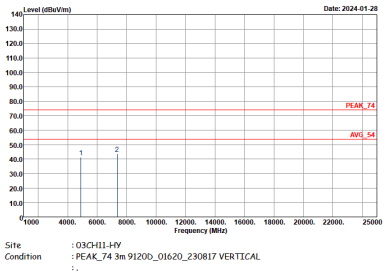

Emission below 1GHz

2.4GHz WIFI 802.11ax HE40 Full (LF)

WIFI	2.4GHz 2400~2483.5MHz	
ANT	802.11ax HE40 Full LF	
0+1	Horizontal	Vertical
QP / Peak	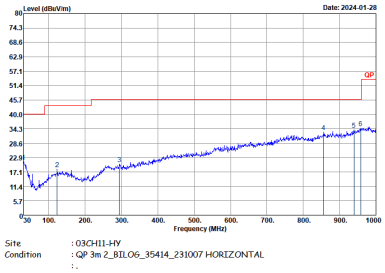	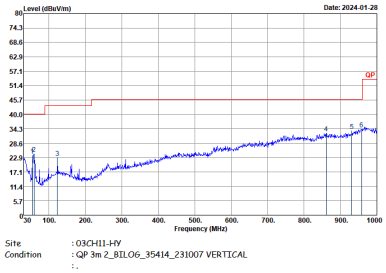

Appendix E. Duty Cycle Plots

Antenna	Band	Duty Cycle(%)	T(us)	1/T(kHz)	VBW Setting
0+1	802.11b	98.22	-	-	10Hz
0+1	802.11g	99.29	-	-	10Hz
0+1	2.4GHz 802.11ac VHT40	99.71	-	-	10Hz
0+1	2.4GHz 802.11ax HE20 Full RU	99.58	-	-	10Hz
0+1	2.4GHz 802.11ax HE20 106 RU	96.78	662	1.511	1.6K
0+1	2.4GHz 802.11ax HE40 Full RU	99.64	-	-	10Hz
0+1	2.4GHz 802.11ax HE40 242 RU	94.32	332	3.012	3.3KHz

MIMO <Ant. 0+1>

802.11b	802.11g
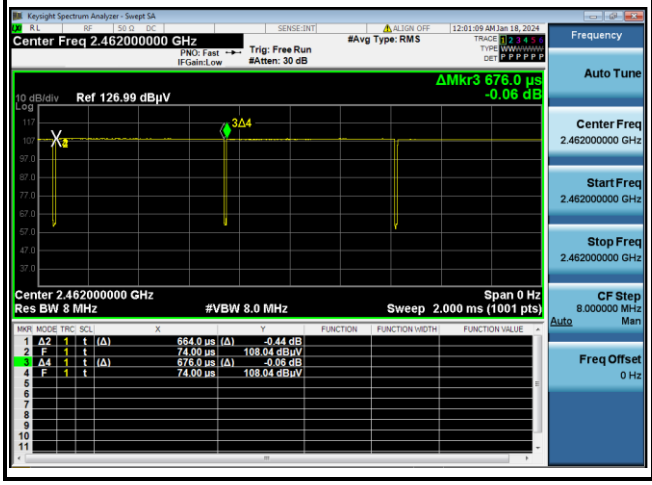	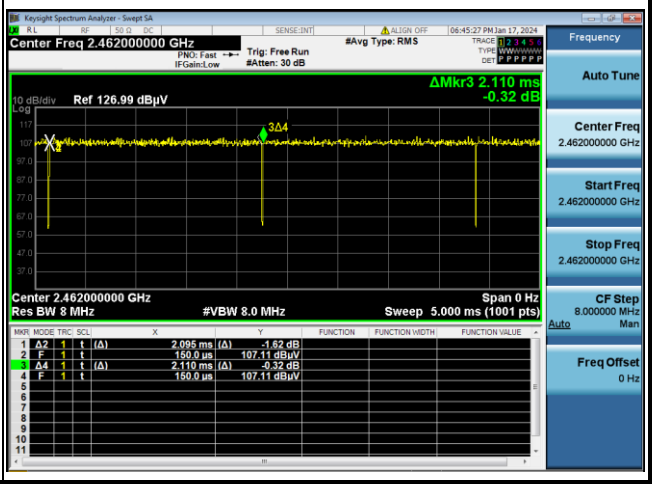

2.4GHz 802.11ac VHT40

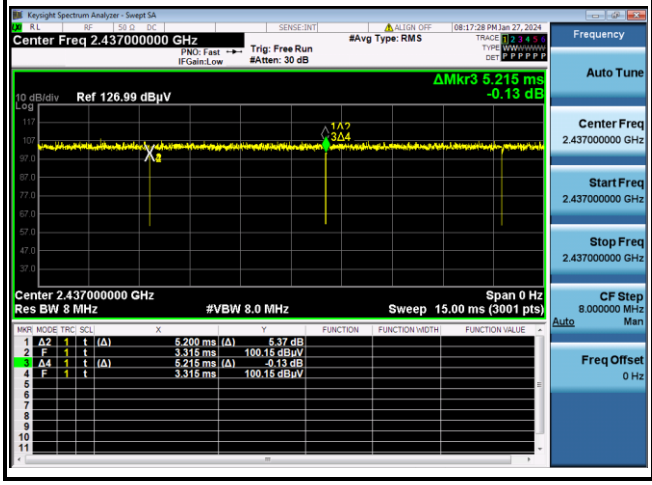

2.4GHz 802.11ax HE20 Full RU

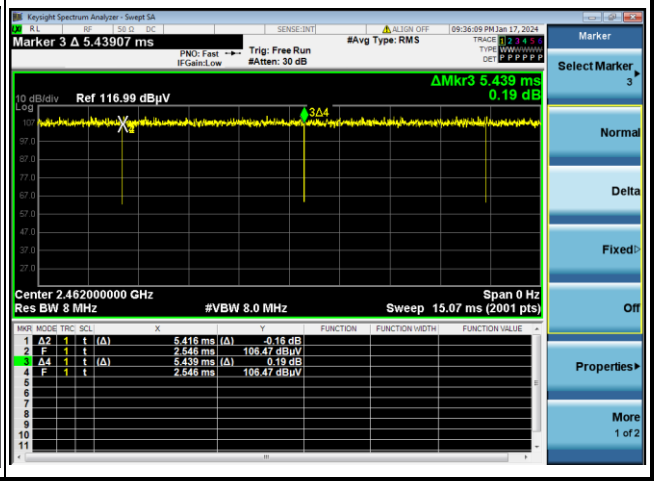

2.4GHz 802.11ax HE20 106 RU

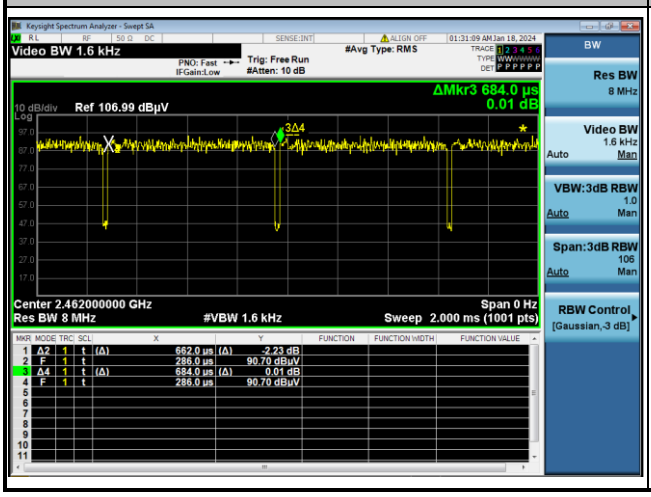

2.4GHz 802.11ax HE40 Full RU

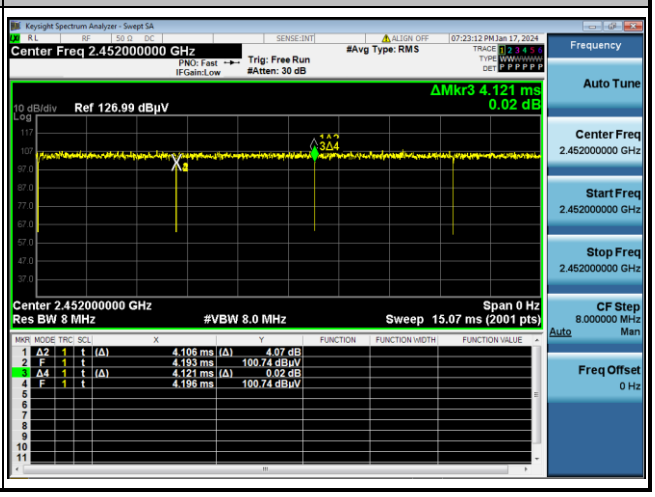
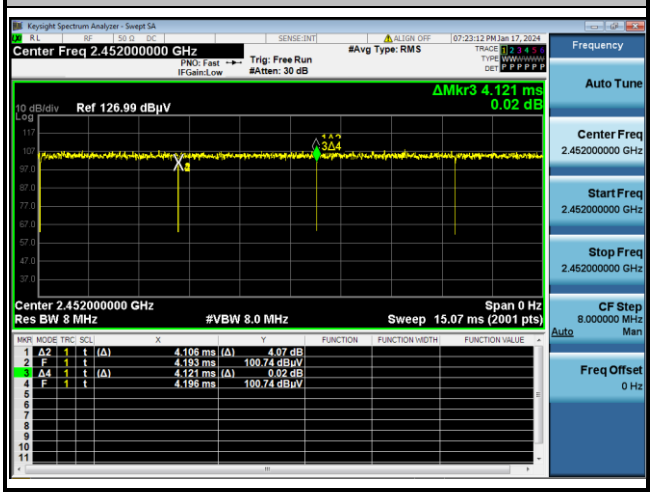
2.4GHz 802.11ax HE40 Full RU