<2Mbps>

CSE Plot on Low Ch between 30MHz ~ 1 GHz

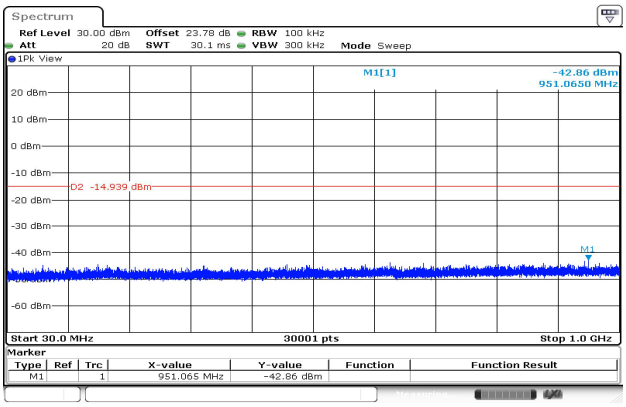

CSE Plot on Low Ch between 1GHz ~ 26.5GHz

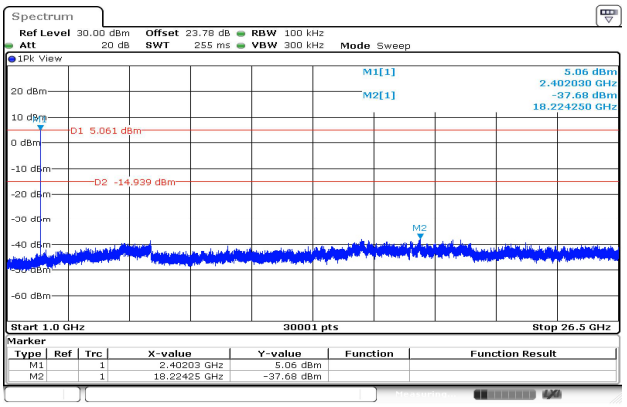

CSE Plot on Mid. Ch between 30MHz ~ 1 GHz

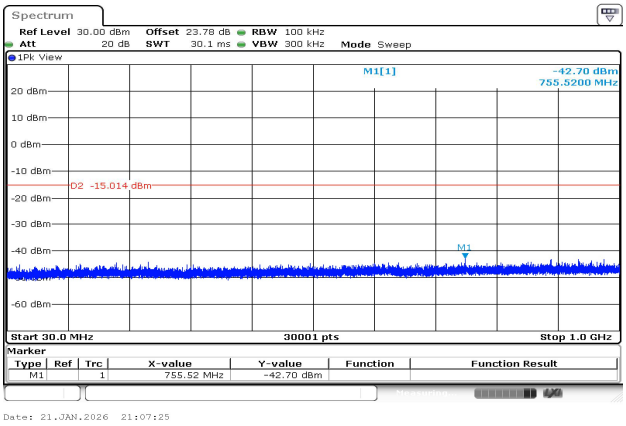

CSE Plot on Mid. Ch between 1GHz ~ 26.5GHz

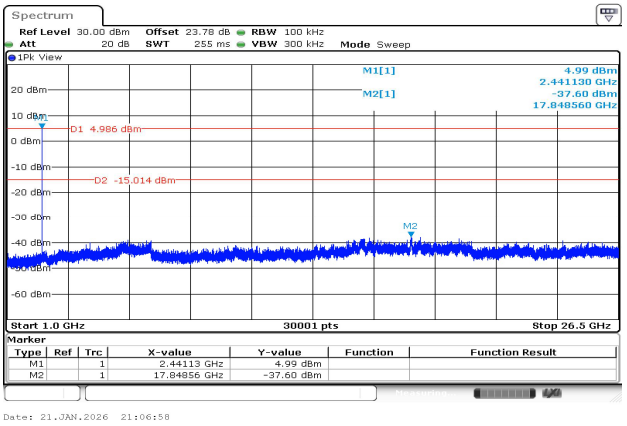

CSE Plot on High Ch between 30MHz ~ 1 GHz

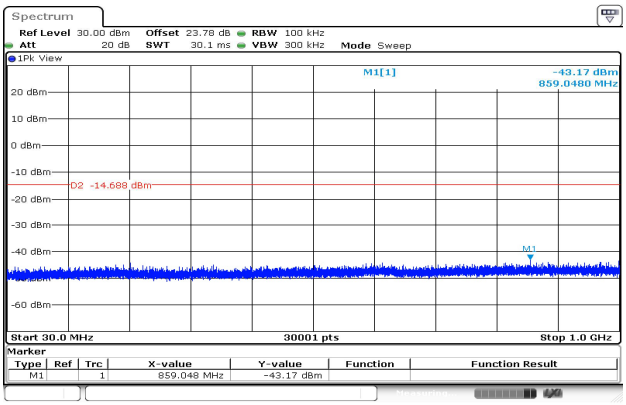

CSE Plot on High Ch between 1GHz ~ 26.5GHz

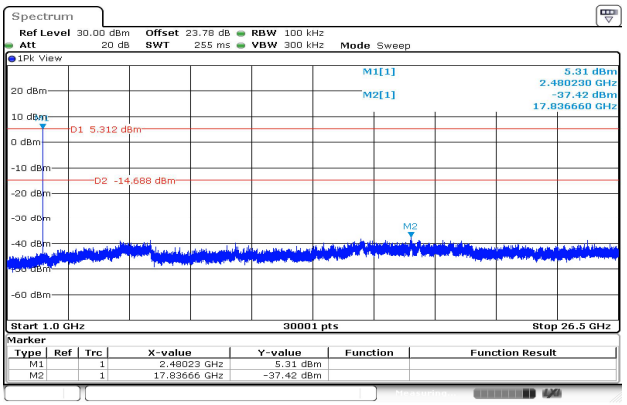

<3Mbps>

CSE Plot on Low Ch between 30MHz ~ 1 GHz

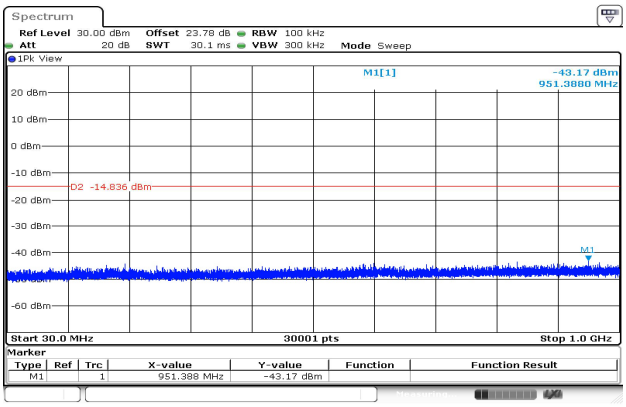

CSE Plot on Low Ch between 1GHz ~ 26.5GHz

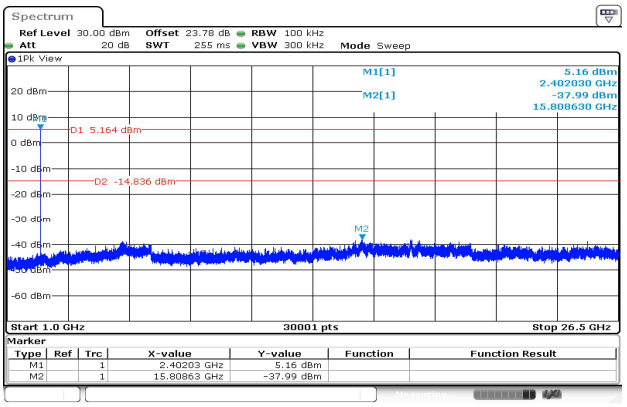

CSE Plot on Mid. Ch between 30MHz ~ 1 GHz

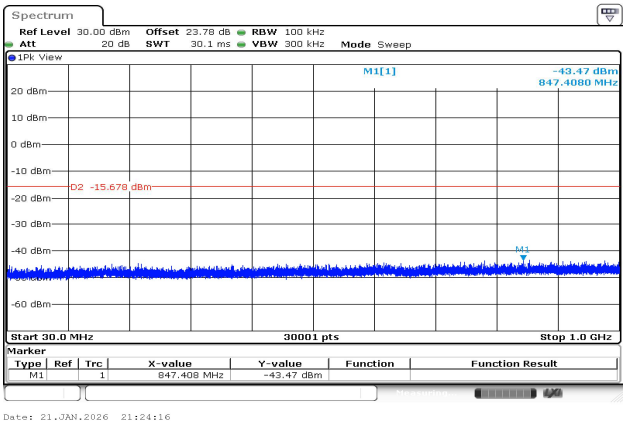

CSE Plot on Mid. Ch between 1GHz ~ 26.5GHz

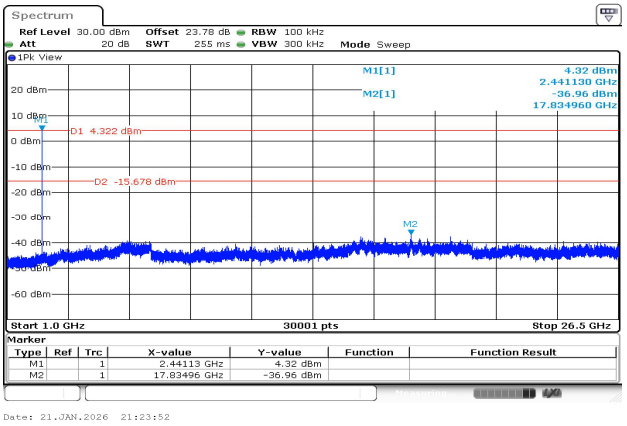

CSE Plot on High Ch between 30MHz ~ 1 GHz

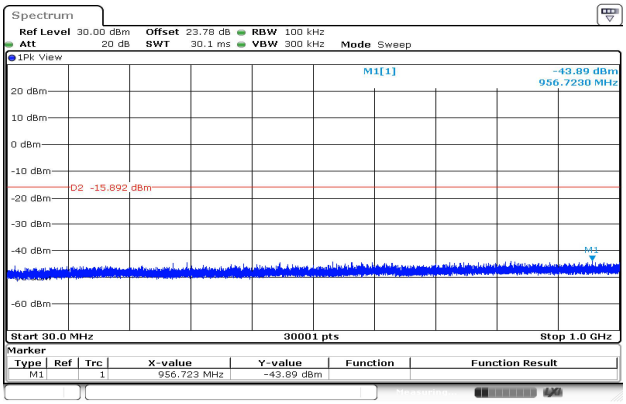

CSE Plot on High Ch between 1GHz ~ 26.5GHz

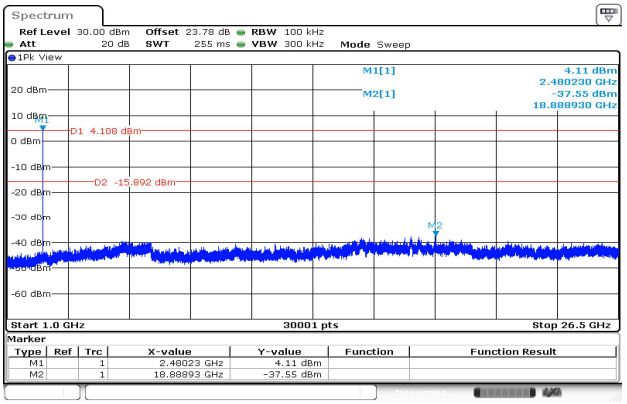

Appendix B. AC Conducted Emission Test Results

Test Engineer :	Brian Chen	**Temperature :**	23~26℃
		Relative Humidity :	45~55%

EUT Information

Report NO :	5N2836
Test Mode :	Mode 1
Test Voltage :	120Vac/60Hz
Phase :	Line

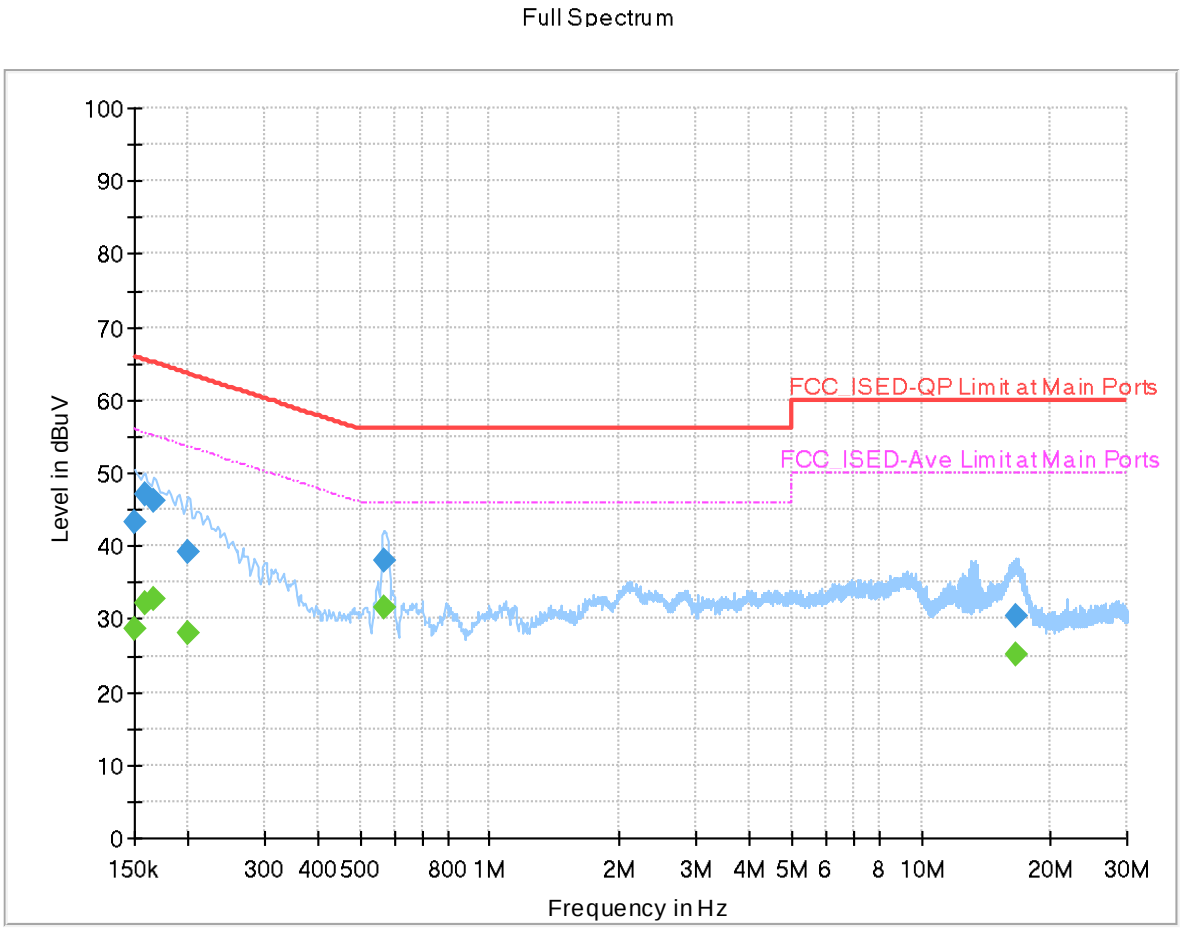

Final_Result

Frequency (MHz)	QuasiPeak (dBuV)	CAverage (dBuV)	Limit (dBuV)	Margin (dB)	Line	Filter	Corr. (dB)
0.150000	---	28.65	56.00	27.35	L1	ON	20.2
0.150000	43.25	---	66.00	22.75	L1	ON	20.2
0.159000	---	32.14	55.52	23.38	L1	ON	20.1
0.159000	47.08	---	65.52	18.44	L1	ON	20.1
0.165750	---	32.74	55.17	22.43	L1	ON	20.1
0.165750	46.13	---	65.17	19.04	L1	ON	20.1
0.199500	---	28.06	53.63	25.57	L1	ON	20.1
0.199500	39.11	---	63.63	24.52	L1	ON	20.1
0.566250	---	31.71	46.00	14.29	L1	ON	20.0
0.566250	38.15	---	56.00	17.85	L1	ON	20.0
16.563750	---	25.22	50.00	24.78	L1	ON	20.7
16.563750	30.45	---	60.00	29.55	L1	ON	20.7

EUT Information

Report NO :	5N2836
Test Mode :	Mode 1
Test Voltage :	120Vac/60Hz
Phase :	Neutral

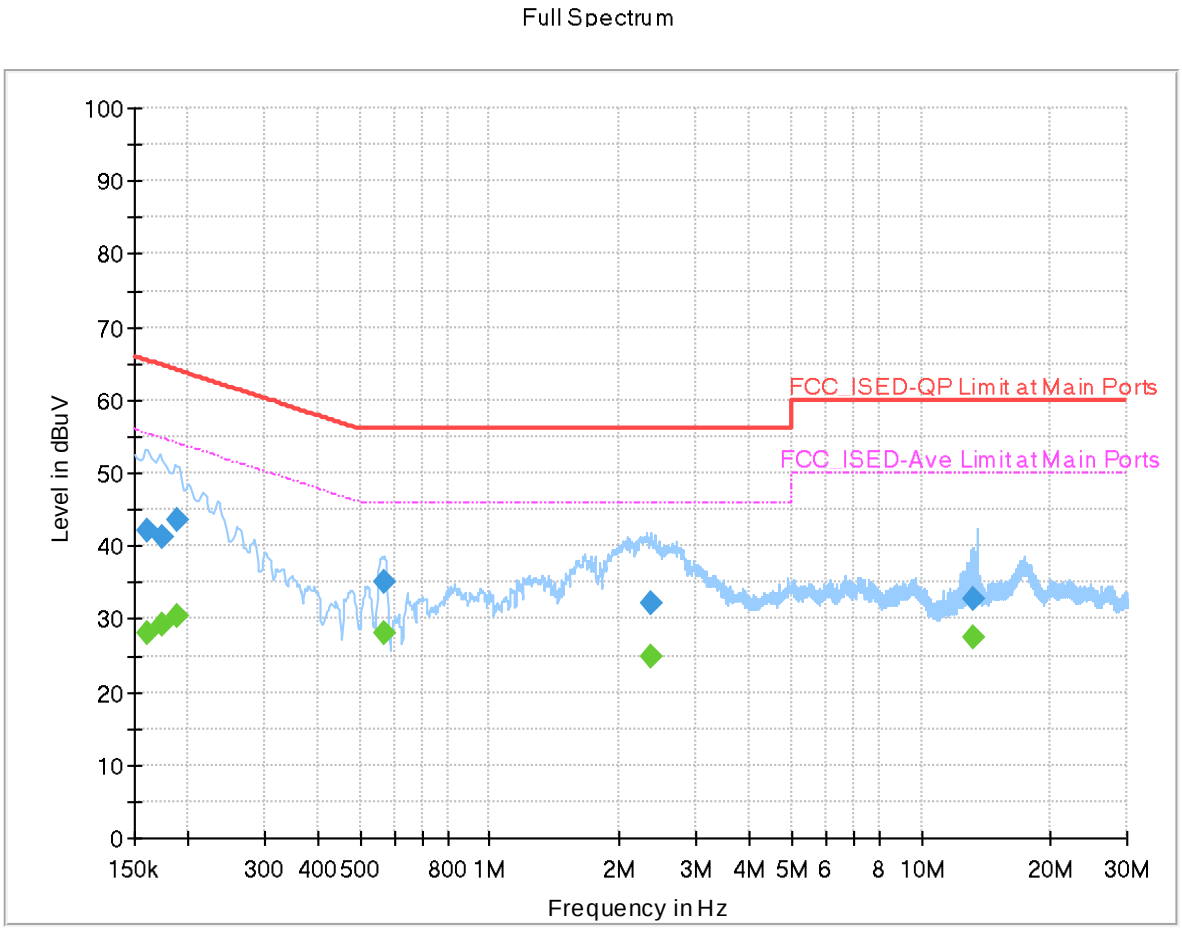

Final_Result

Frequency (MHz)	QuasiPeak (dBuV)	CAverage (dBuV)	Limit (dBuV)	Margin (dB)	Line	Filter	Corr. (dB)
0.161250	---	28.03	55.40	27.37	N	ON	20.1
0.161250	41.96	---	65.40	23.44	N	ON	20.1
0.174750	---	29.13	54.73	25.60	N	ON	20.1
0.174750	41.16	---	64.73	23.57	N	ON	20.1
0.188250	---	30.40	54.11	23.71	N	ON	20.1
0.188250	43.69	---	64.11	20.42	N	ON	20.1
0.570750	---	28.18	46.00	17.82	N	ON	20.0
0.570750	35.10	---	56.00	20.90	N	ON	20.0
2.366250	---	24.93	46.00	21.07	N	ON	20.0
2.366250	32.09	---	56.00	23.91	N	ON	20.0
13.161750	---	27.58	50.00	22.42	N	ON	20.6
13.161750	32.80	---	60.00	27.20	N	ON	20.6

Appendix C. Radiated Spurious Emission Test Data

Test Engineer :	Daniel Lee, Bill Chang, Fu Chen and, Troye Hsieh	**Temperature :**	20.1~21.9°C
		Relative Humidity :	50.1~66.9%

Note symbol

-L	**Low channel location**
-R	**High channel location**

C1.Radiated Spurious Emission Test Modes

Mode	Band (MHz)	Antenna	Modulation	Channel	Frequency	Data Rate	RU	Remark
Mode 1	2400-2483.5	6	Bluetooth BR_GFSK	00	2402	3Mbps	-	-
Mode 2	2400-2483.5	6	Bluetooth BR_GFSK	39	2441	3Mbps	-	-
Mode 3	2400-2483.5	6	Bluetooth BR_GFSK	78	2480	3Mbps	-	-
Mode 26	2400-2483.5	7	Bluetooth BR_GFSK	00	2402	3Mbps	-	-
Mode 27	2400-2483.5	7	Bluetooth BR_GFSK	39	2441	3Mbps	-	-
Mode 28	2400-2483.5	7	Bluetooth BR_GFSK	78	2480	3Mbps	-	-
Mode 45	2400-2483.5	7	Bluetooth BR_GFSK	78	2480	3Mbps	-	SHF
Mode 46	2400-2483.5	7	Bluetooth BR_GFSK	78	2480	3Mbps	-	LF

C2.Summary of each worse mode

Mode	Modulation	Ch.	Freq. (MHz)	Level (dBuV/m)	Limit (dBuV/m)	Margin (dB)	Pol.	Peak Avg.	Result	RU	Remark
1	Bluetooth BR_GFSK	00	2338.80	53.95	74.00	-20.05	V	Peak	Pass	-	Band Edge
	Bluetooth BR_GFSK	00	4804.00	40.33	74.00	-33.67	H	Peak	Pass	-	Harmonic
2	Bluetooth BR_GFSK	39	2493.86	54.15	74.00	-19.85	H	Peak	Pass	-	Band Edge
	Bluetooth BR_GFSK	39	7323.00	42.77	74.00	-31.23	V	Peak	Pass	-	Harmonic
3	Bluetooth BR_GFSK	78	2492.60	54.85	74.00	-19.15	V	Peak	Pass	-	Band Edge
	Bluetooth BR_GFSK	78	7440.00	42.79	74.00	-31.21	V	Peak	Pass	-	Harmonic
26	Bluetooth BR_GFSK	00	2377.25	53.92	74.00	-20.08	V	Peak	Pass	-	Band Edge
	Bluetooth BR_GFSK	00	4804.00	39.18	74.00	-34.82	V	Peak	Pass	-	Harmonic
27	Bluetooth BR_GFSK	39	2493.51	54.52	74.00	-19.48	V	Peak	Pass	-	Band Edge
	Bluetooth BR_GFSK	39	7323.00	41.29	74.00	-32.71	V	Peak	Pass	-	Harmonic
28	Bluetooth BR_GFSK	78	2490.48	55.16	74.00	-18.84	V	Peak	Pass	-	Band Edge

C2.Summary of each worse mode

Mode	Modulation	Ch.	Freq. (MHz)	Level (dBuV/m)	Limit (dBuV/m)	Margin (dB)	Pol.	Peak Avg.	Result	RU	Remark
28	Bluetooth BR_GFSK	78	4960.00	41.98	74.00	-32.02	H	Peak	Pass	-	Harmonic
45	SHF	78	24917.02	40.73	74.00	-33.27	H	Peak	Pass	-	SHF
46	LF	78	44.55	33.61	40.00	-6.39	V	QP	Pass	-	LF

Mode	1	
	Band Edge	
	2400-2483.5_Bluetooth BR_GFSK_CH00_2402MHz	
ANT	6	
Pol.	Horizontal	Fundamental
Peak	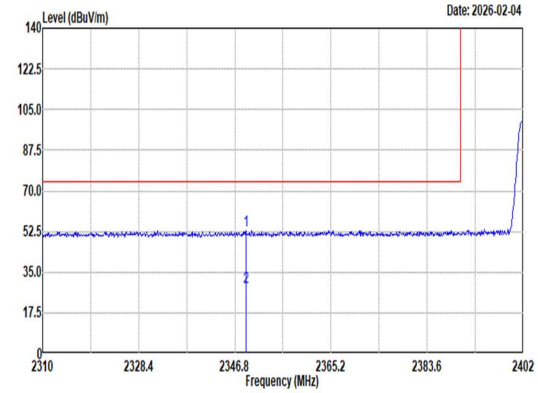 Site : 03CH11-HY Condition: PEAK_BE_74 3m 9120D_01620_250915 HORIZONTAL : RBW:1000.000kHz VBW:3000.000kHz SWT:Auto Freq Level Limit Line Margin Read Level Ant Factor Cable Loss Preamp Factor Aux Factor APos TPos Remark MHz dBuV/m dBuV/m dB dBuV dB/m dB dB dB cm deg 1 2348.92 53.07 74.00 -20.93 42.25 27.20 6.74 33.24 10.12 307 81 Peak 2 2348.92 28.29 54.00 -25.71 -- -- -- -- -- -- -- AVERAGE	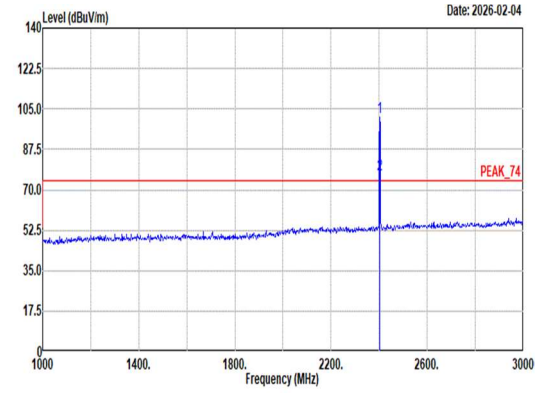 Site : 03CH11-HY Condition: PEAK_74 3m 9120D_01620_250915 HORIZONTAL : RBW:1000.000kHz VBW:3000.000kHz SWT:Auto Freq Level Limit Line Margin Read Level Ant Factor Cable Loss Preamp Factor Aux Factor APos TPos Remark MHz dBuV/m dBuV/m dB dBuV dB/m dB dB dB cm deg 1 2402.00 101.43 ------ ------ 90.36 27.32 6.82 33.19 10.12 307 81 Peak 2 2402.00 76.65 ------ ------ -- -- -- -- -- -- -- Average

Mode	1	
	Band Edge	
	2400-2483.5_Bluetooth BR_GFSK_CH00_2402MHz	
ANT	6	
Pol.	Vertical	Fundamental
Peak	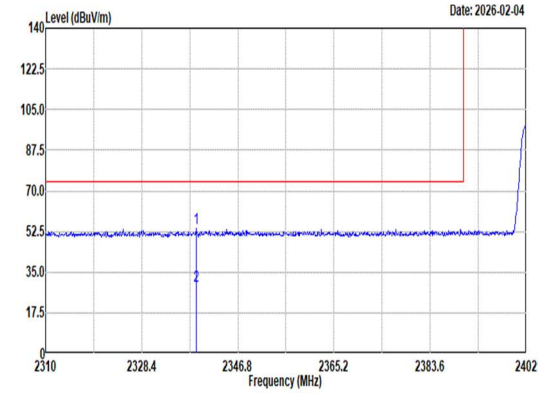 Site : 03CH11-HY Condition: PEAK_BE_74 3m 9120D_01620_250915 VERTICAL : RBW:1000.000kHz VBW:3000.000kHz SWT:Auto Freq Level Limit Line Margin Read Level Ant Factor Cable Loss Preamp Factor Aux Factor APos TPos Remark MHz dBuV/m dBuV/m dB dBuV dB/m dB dB dB cm deg 1 2338.80 53.95 74.00 -20.05 43.16 27.20 6.72 33.25 10.12 400 20 Peak 2 2338.80 29.17 54.00 -24.83 -- -- -- -- -- -- -- AVERAGE	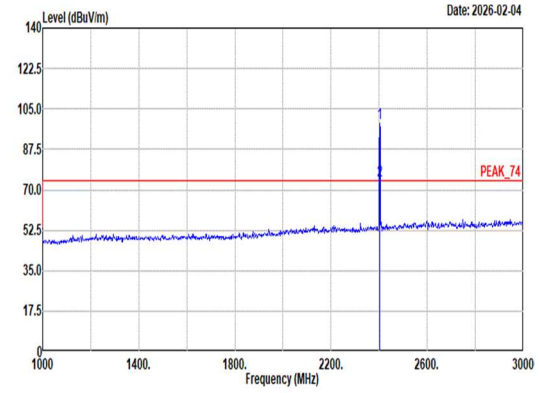 Site : 03CH11-HY Condition: PEAK_74 3m 9120D_01620_250915 VERTICAL : RBW:1000.000kHz VBW:3000.000kHz SWT:Auto Freq Level Limit Line Margin Read Level Ant Factor Cable Loss Preamp Factor Aux Factor APos TPos Remark MHz dBuV/m dBuV/m dB dBuV dB/m dB dB dB cm deg 1 2402.00 98.55 ------ ------ 87.48 27.32 6.82 33.19 10.12 400 20 Peak 2 2402.00 73.77 ------ ------ -- -- -- -- -- -- -- Average

Mode	1	
	Harmonic	
	2400-2483.5_Bluetooth BR_GFSK_CH00_2402MHz	
ANT	6	
Pol.	Horizontal	Vertical
Peak Avg	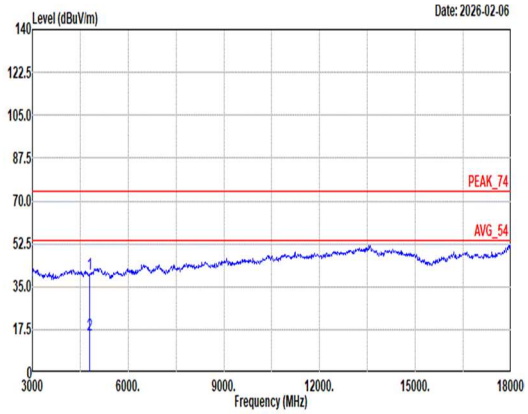 Site : 03CH11-HY Condition: PEAK_74 3m 9120D_01620_250915 HORIZONTAL Freq Level Limit Line Margin Read Level Ant Factor Cable Loss Preamp Factor Aux Factor APos TPos Remark MHz dBuV/m dBuV/m dB dBuV dB/m dB dB dB cm deg 1 4804.00 40.33 74.00 -33.67 63.89 32.32 10.34 67.17 0.95 -- -- Peak 2 4804.00 15.55 54.00 -38.45 39.11 32.32 10.34 67.17 0.95 -- -- Average	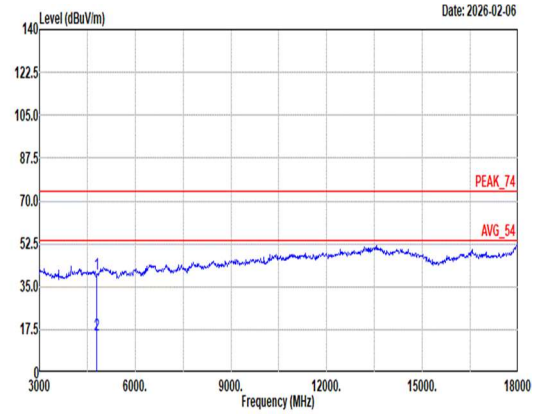 Site : 03CH11-HY Condition: PEAK_74 3m 9120D_01620_250915 VERTICAL Freq Level Limit Line Margin Read Level Ant Factor Cable Loss Preamp Factor Aux Factor APos TPos Remark MHz dBuV/m dBuV/m dB dBuV dB/m dB dB dB cm deg 1 4804.00 40.17 74.00 -33.83 63.73 32.32 10.34 67.17 0.95 -- -- Peak 2 4804.00 15.39 54.00 -38.61 38.95 32.32 10.34 67.17 0.95 -- -- Average

Mode	1	
	Harmonic	
	2400-2483.5_Bluetooth BR_GFSK_CH00_2402MHz	
ANT	6	
Pol.	Horizontal	Vertical
14.47G ~14.5G Avg	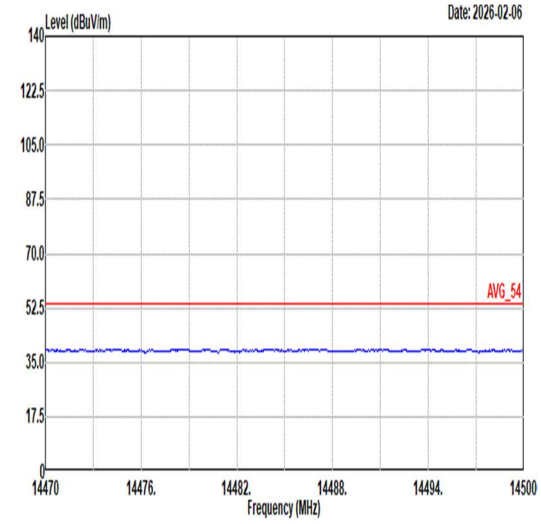 Site : 03CH11-HY Condition: AVG_54 3m 9120D_01620_250915 HORIZONTAL	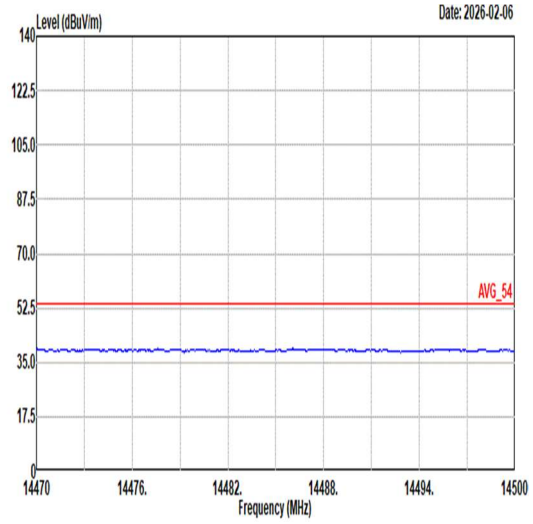 Site : 03CH11-HY Condition: AVG_54 3m 9120D_01620_250915 VERTICAL
17.7G ~18G Avg	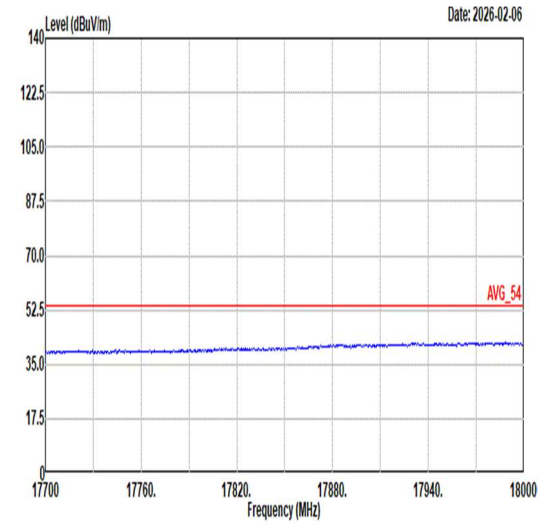 Site : 03CH11-HY Condition: AVG_54 3m 9120D_01620_250915 HORIZONTAL	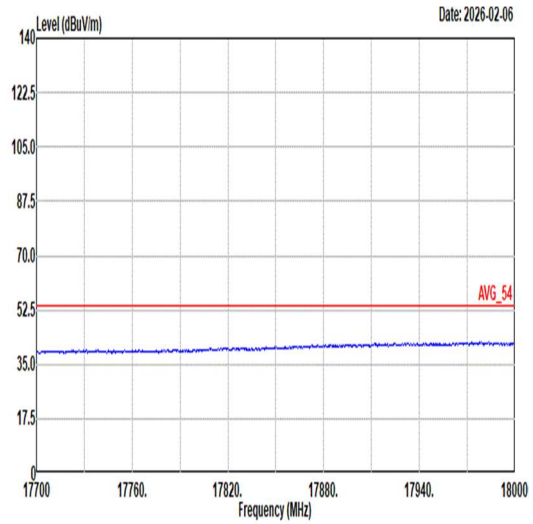 Site : 03CH11-HY Condition: AVG_54 3m 9120D_01620_250915 VERTICAL

Mode	2	
	Band Edge - L	
	2400-2483.5_Bluetooth BR_GFSK_CH39_2441MHz	
ANT	6	
Pol.	Horizontal	Fundamental
Peak	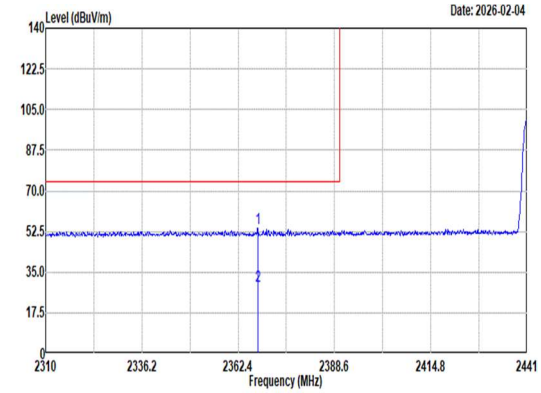 Site : 03CH11-HY Condition: PEAK_BE_74 3m 9120D_01620_250915 HORIZONTAL : RBW:1000.000kHz VBW:3000.000kHz SWT:Auto Freq Level Limit Line Margin Read Level Ant Factor Cable Loss Preamp Factor Aux Factor APos TPos Remark MHz dBuV/m dBuV/m dB dBuV dB/m dB dB dB cm deg 1 2367.77 53.98 74.00 -20.02 43.11 27.20 6.77 33.22 10.12 168 310 Peak 2 2367.77 29.20 54.00 -24.80 -- -- -- -- -- -- -- AVERAGE	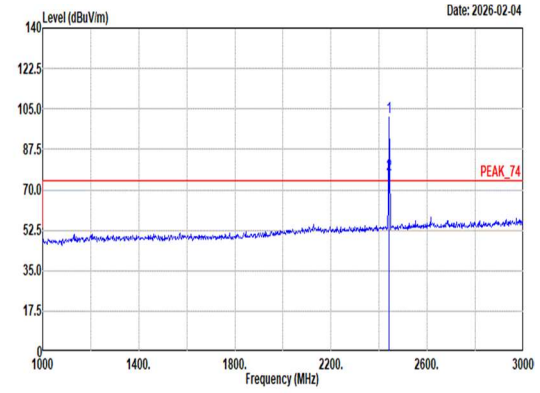 Site : 03CH11-HY Condition: PEAK_74 3m 9120D_01620_250915 HORIZONTAL : RBW:1000.000kHz VBW:3000.000kHz SWT:Auto Freq Level Limit Line Margin Read Level Ant Factor Cable Loss Preamp Factor Aux Factor APos TPos Remark MHz dBuV/m dBuV/m dB dBuV dB/m dB dB dB cm deg 1 2441.00 101.41 ------ ------ 90.09 27.50 6.85 33.15 10.12 168 310 Peak 2 2441.00 76.63 ------ ------ -- -- -- -- -- -- -- Average

Mode	2	
	Band Edge - R	
	2400-2483.5_Bluetooth BR_GFSK_CH39_2441MHz	
ANT	6	
Pol.	Horizontal	Fundamental
Peak	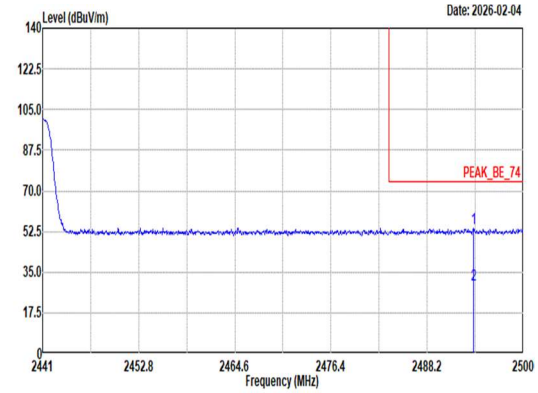 Site : 03CH11-HY Condition: PEAK_BE_74 3m 9120D_01620_250915 HORIZONTAL : RBW:1000.000kHz VBW:3000.000kHz SWT:Auto Limit Read Ant Cable Preamp Aux APos TPos Freq Level Line Margin Level Factor Loss Factor Factor Remark MHz dBuV/m dBuV/m dB dBuV dB/m dB dB dB cm deg 1 2493.86 54.15 74.00 -19.85 42.46 27.80 6.88 33.11 10.12 168 310 Peak 2 2493.86 29.37 54.00 -24.63 -- -- -- -- -- -- -- AVERAGE	Blank

Mode	2	
	Band Edge - L	
	2400-2483.5_Bluetooth BR_GFSK_CH39_2441MHz	
ANT	6	
Pol.	Vertical	Fundamental
Peak	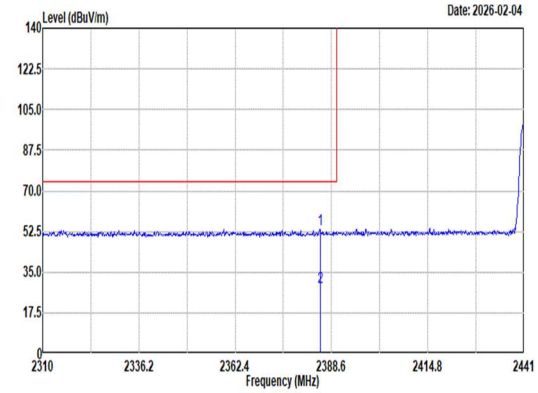 Site : 03CH11-HY Condition: PEAK_BE_74 3m 9120D_01620_250915 VERTICAL : RBW:1000.000kHz VBW:3000.000kHz SWT:Auto Limit Read Ant Cable Preamp Aux APos TPos Freq Level Line Margin Level Factor Loss Factor Factor Remark MHz dBuV/m dBuV/m dB dBuV dB/m dB dB dB cm deg 1 2385.46 53.45 74.00 -20.55 42.49 27.25 6.80 33.21 10.12 335 24 Peak 2 2385.46 28.67 54.00 -25.33 -- -- -- -- -- -- -- AVERAGE	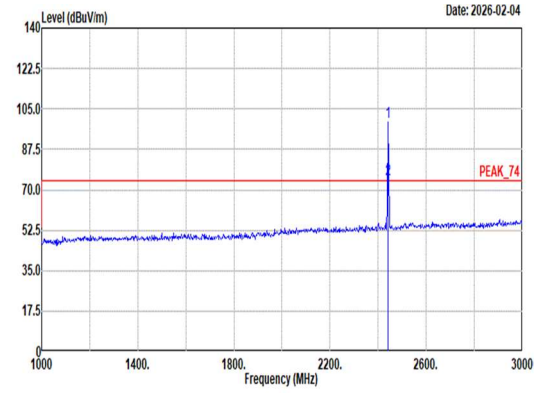 Site : 03CH11-HY Condition: PEAK_74 3m 9120D_01620_250915 VERTICAL : RBW:1000.000kHz VBW:3000.000kHz SWT:Auto Limit Read Ant Cable Preamp Aux APos TPos Freq Level Line Margin Level Factor Loss Factor Factor Remark MHz dBuV/m dBuV/m dB dBuV dB/m dB dB dB cm deg 1 2441.00 99.52 ------ ------ 88.20 27.50 6.85 33.15 10.12 335 24 Peak 2 2441.00 74.74 ------ ------ -- -- -- -- -- -- -- Average

Mode	2	
	Band Edge - R	
	2400-2483.5_Bluetooth BR_GFSK_CH39_2441MHz	
ANT	6	
Pol.	Vertical	Fundamental
Peak	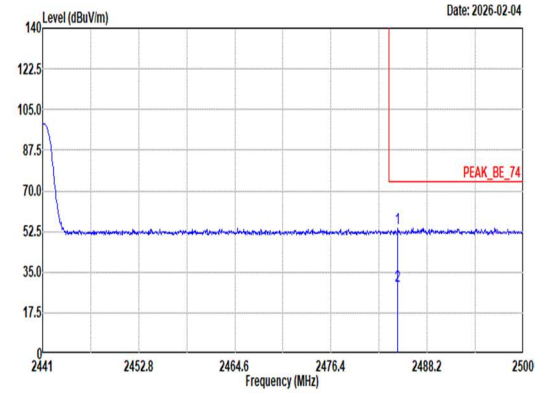 Site : 03CH11-HY Condition: PEAK_BE_74 3m 9120D_01620_250915 VERTICAL : RBW:1000.000kHz VBW:3000.000kHz SWT:Auto Limit Read Ant Cable Preamp Aux APos TPos Freq Level Line Margin Level Factor Loss Factor Factor Remark MHz dBuV/m dBuV/m dB dBuV dB/m dB dB dB cm deg 1 2484.60 53.95 74.00 -20.05 42.38 27.69 6.87 33.11 10.12 335 24 Peak 2 2484.60 29.17 54.00 -24.83 -- -- -- -- -- -- -- AVERAGE	Blank

Mode	2	
	Harmonic	
	2400-2483.5_Bluetooth BR_GFSK_CH39_2441MHz	
ANT	6	
Pol.	Horizontal	Vertical
Peak Avg	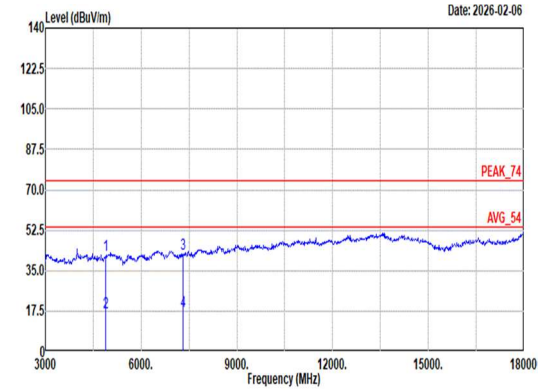 Site : 03CH11-HY Condition: PEAK_74 3m 9120D_01620_250915 HORIZONTAL Freq Level Limit Line Margin Read Level Ant Factor Cable Loss Preamp Factor Aux Factor APos TPos Remark MHz dBuV/m dBuV/m dB dBuV dB/m dB dB dB cm deg 1 4882.00 41.77 74.00 -32.23 64.63 32.63 10.67 67.11 0.95 -- -- Peak 2 4882.00 16.99 54.00 -37.01 -- -- -- -- -- -- -- Average 3 7323.00 42.35 74.00 -31.65 57.71 36.81 13.74 66.10 0.19 -- -- Peak 4 7323.00 17.57 54.00 -36.43 -- -- -- -- -- -- -- Average	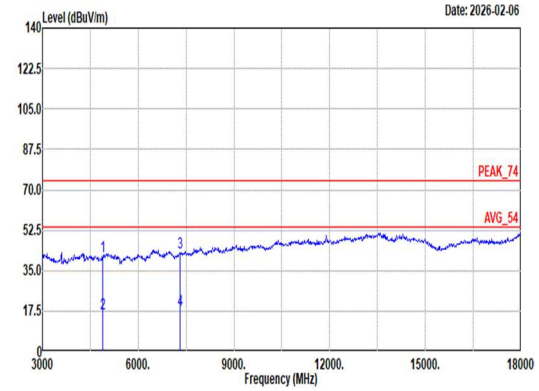 Site : 03CH11-HY Condition: PEAK_74 3m 9120D_01620_250915 VERTICAL Freq Level Limit Line Margin Read Level Ant Factor Cable Loss Preamp Factor Aux Factor APos TPos Remark MHz dBuV/m dBuV/m dB dBuV dB/m dB dB dB cm deg 1 4882.00 40.95 74.00 -33.05 63.81 32.63 10.67 67.11 0.95 -- -- Peak 2 4882.00 16.17 54.00 -37.83 -- -- -- -- -- -- -- Average 3 7323.00 42.77 74.00 -31.23 58.13 36.81 13.74 66.10 0.19 -- -- Peak 4 7323.00 17.99 54.00 -36.01 -- -- -- -- -- -- -- Average

Mode	2	
	Harmonic	
	2400-2483.5_Bluetooth BR_GFSK_CH39_2441MHz	
ANT	6	
Pol.	Horizontal	Vertical
14.47G ~14.5G Avg	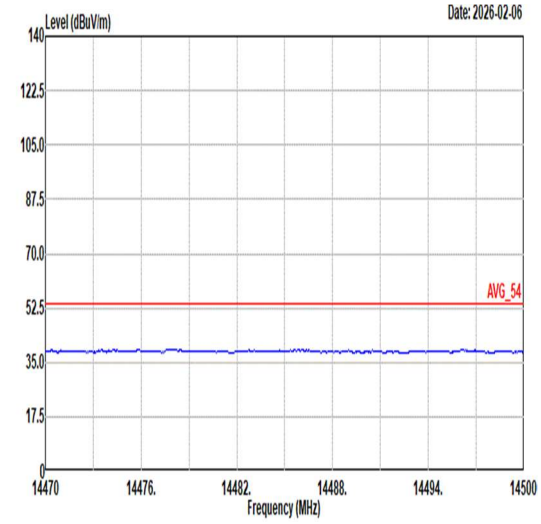 Site : 03CH11-HY Condition: AVG_54 3m 9120D_01620_250915 HORIZONTAL	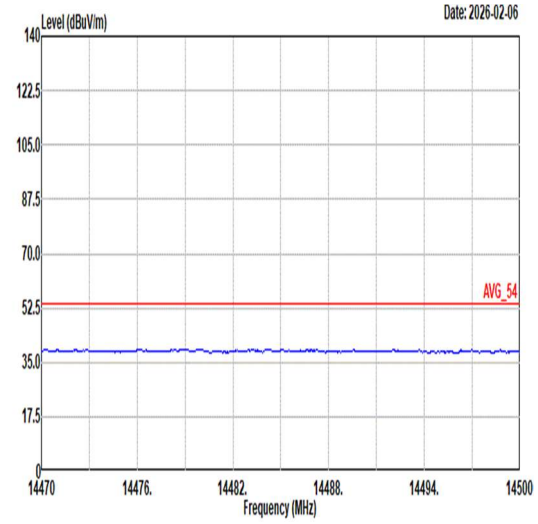 Site : 03CH11-HY Condition: AVG_54 3m 9120D_01620_250915 VERTICAL
17.7G ~18G Avg	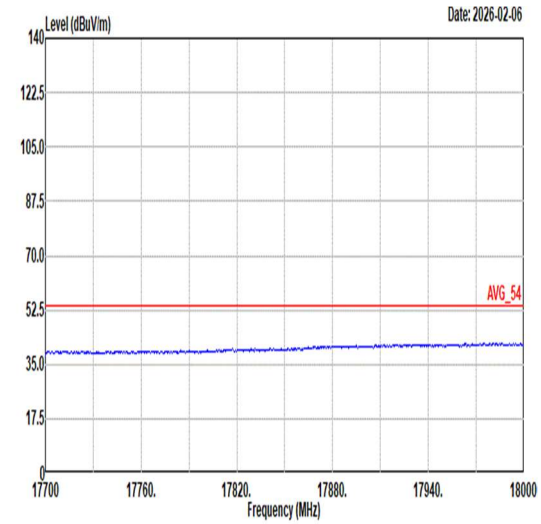 Site : 03CH11-HY Condition: AVG_54 3m 9120D_01620_250915 HORIZONTAL	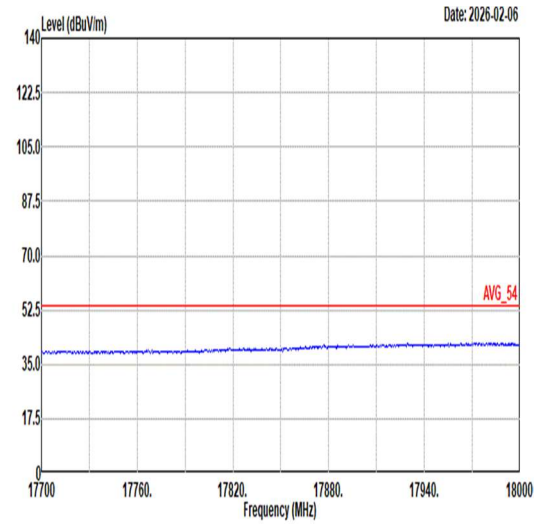 Site : 03CH11-HY Condition: AVG_54 3m 9120D_01620_250915 VERTICAL

Mode	3	
	Band Edge	
	2400-2483.5_Bluetooth BR_GFSK_CH78_2480MHz	
ANT	6	
Pol.	Horizontal	Fundamental
Peak	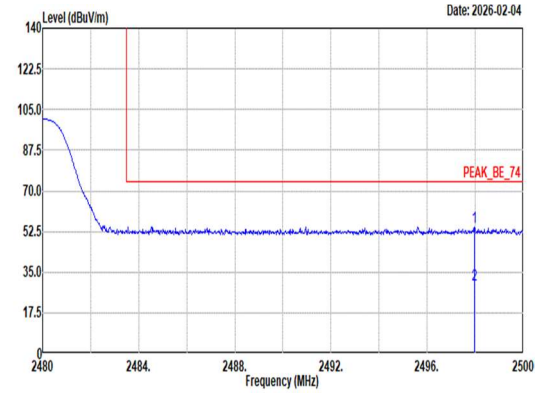 Site : 03CH11-HY Condition: PEAK_BE_74 3m 9120D_01620_250915 HORIZONTAL : RBW:1000.000kHz VBW:3000.000kHz SWT:Auto Freq Level Limit Line Margin Read Level Ant Factor Cable Loss Preamp Factor Aux Factor APos TPos Remark MHz dBuV/m dBuV/m dB dBuV dB/m dB dB dB cm deg 1 2497.96 54.56 74.00 -19.44 42.86 27.80 6.88 33.10 10.12 100 310 Peak 2 2497.96 29.78 54.00 -24.22 -- -- -- -- -- -- -- AVERAGE	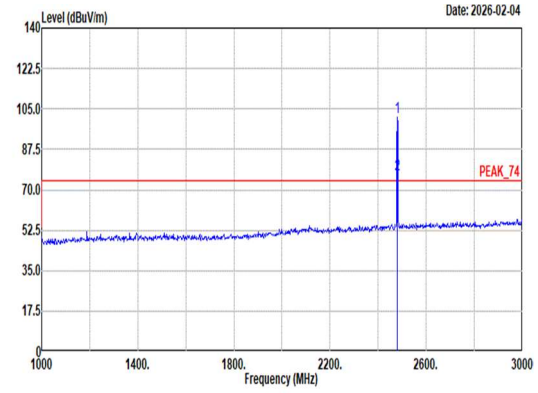 Site : 03CH11-HY Condition: PEAK_74 3m 9120D_01620_250915 HORIZONTAL : RBW:1000.000kHz VBW:3000.000kHz SWT:Auto Freq Level Limit Line Margin Read Level Ant Factor Cable Loss Preamp Factor Aux Factor APos TPos Remark MHz dBuV/m dBuV/m dB dBuV dB/m dB dB dB cm deg 1 2480.00 101.44 ------ ------ 89.97 27.60 6.87 33.12 10.12 100 310 Peak 2 2480.00 76.66 ------ ------ -- -- -- -- -- -- -- Average

Mode	3	
	Band Edge	
	2400-2483.5_Bluetooth BR_GFSK_CH78_2480MHz	
ANT	6	
Pol.	Vertical	Fundamental
Peak	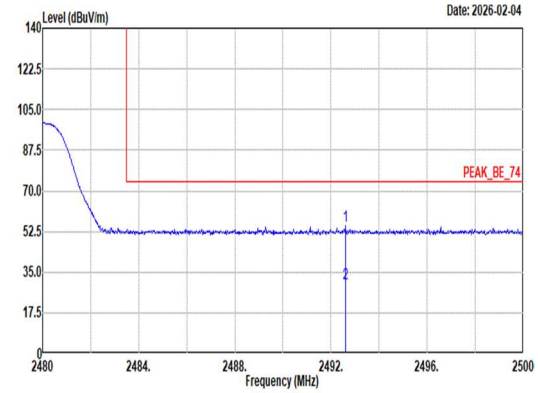 Site : 03CH11-HY Condition: PEAK_BE_74 3m 9120D_01620_250915 VERTICAL : RBW:1000.000kHz VBW:3000.000kHz SWT:Auto Freq Level Limit Line Margin Read Level Ant Factor Cable Loss Preamp Factor Aux Factor APos TPos Remark MHz dBuV/m dBuV/m dB dBuV dB/m dB dB dB cm deg 1 2492.60 54.85 74.00 -19.15 43.16 27.80 6.88 33.11 10.12 368 22 Peak 2 2492.60 30.07 54.00 -23.93 -- -- -- -- -- -- -- AVERAGE	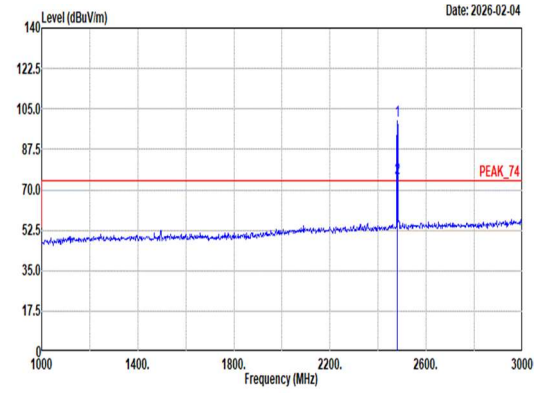 Site : 03CH11-HY Condition: PEAK_74 3m 9120D_01620_250915 VERTICAL : RBW:1000.000kHz VBW:3000.000kHz SWT:Auto Freq Level Limit Line Margin Read Level Ant Factor Cable Loss Preamp Factor Aux Factor APos TPos Remark MHz dBuV/m dBuV/m dB dBuV dB/m dB dB dB cm deg 1 2480.00 99.92 ------ ------ 88.45 27.60 6.87 33.12 10.12 368 22 Peak 2 2480.00 75.14 ------ ------ -- -- -- -- -- -- -- Average

Mode	3	
	Harmonic	
	2400-2483.5_Bluetooth BR_GFSK_CH78_2480MHz	
ANT	6	
Pol.	Horizontal	Vertical
Peak Avg	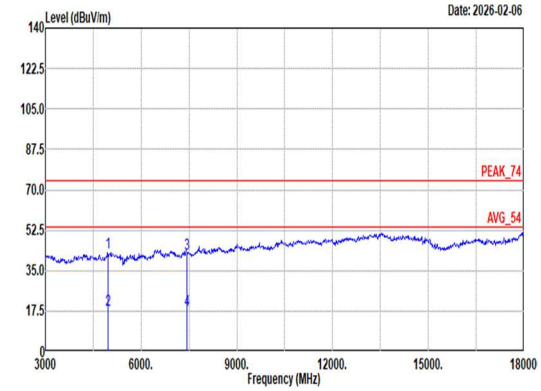 Site : 03CH11-HY Condition: PEAK_74 3m 9120D_01620_250915 HORIZONTAL Freq Level Limit Line Margin Read Level Ant Factor Cable Loss Preamp Factor Aux Factor APos TPos Remark MHz dBuV/m dBuV/m dB dBuV dB/m dB dB dB cm deg 1 4960.00 42.66 74.00 -31.34 64.80 32.94 11.01 67.05 0.96 -- -- Peak 2 4960.00 17.88 54.00 -36.12 -- -- -- -- -- -- -- Average 3 7440.00 42.50 74.00 -31.50 58.35 36.30 13.86 66.19 0.18 -- -- Peak 4 7440.00 17.72 54.00 -36.28 -- -- -- -- -- -- -- Average	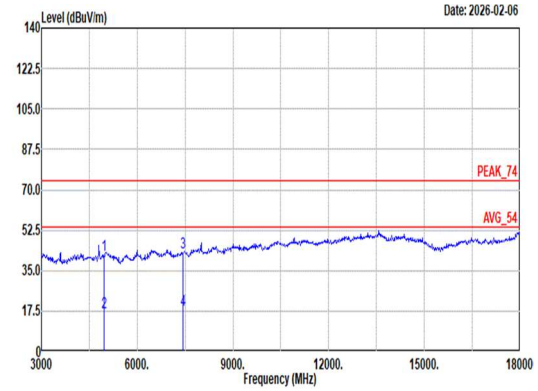 Site : 03CH11-HY Condition: PEAK_74 3m 9120D_01620_250915 VERTICAL Freq Level Limit Line Margin Read Level Ant Factor Cable Loss Preamp Factor Aux Factor APos TPos Remark MHz dBuV/m dBuV/m dB dBuV dB/m dB dB dB cm deg 1 4960.00 41.71 74.00 -32.29 63.85 32.94 11.01 67.05 0.96 -- -- Peak 2 4960.00 16.93 54.00 -37.07 -- -- -- -- -- -- -- Average 3 7440.00 42.79 74.00 -31.21 58.64 36.30 13.86 66.19 0.18 -- -- Peak 4 7440.00 18.01 54.00 -35.99 -- -- -- -- -- -- -- Average

Mode	3	
	Harmonic	
	2400-2483.5_Bluetooth BR_GFSK_CH78_2480MHz	
ANT	6	
Pol.	Horizontal	Vertical
14.47G ~14.5G Avg	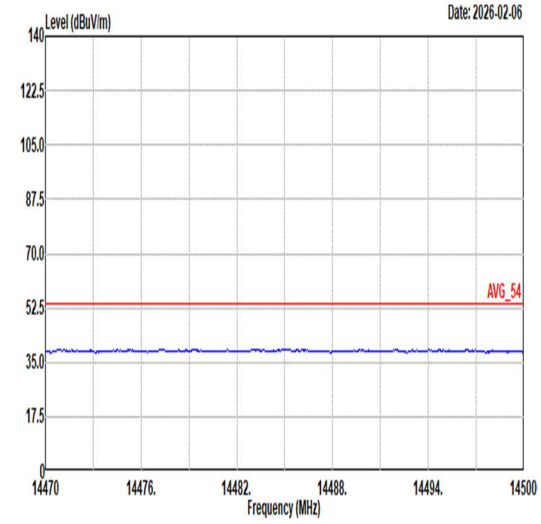 Site : 03CH11-HY Condition: AVG_54 3m 9120D_01620_250915 HORIZONTAL	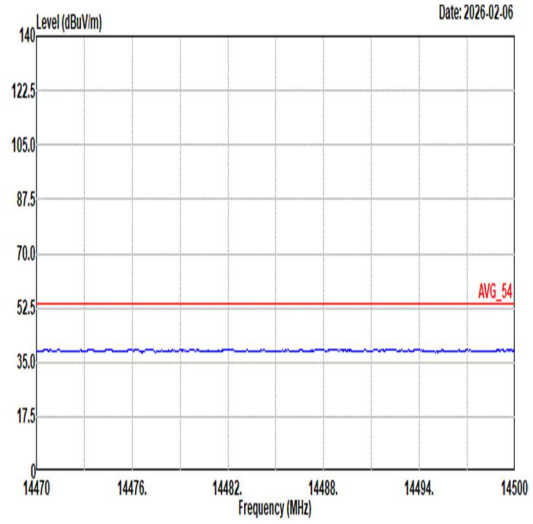 Site : 03CH11-HY Condition: AVG_54 3m 9120D_01620_250915 VERTICAL
17.7G ~18G Avg	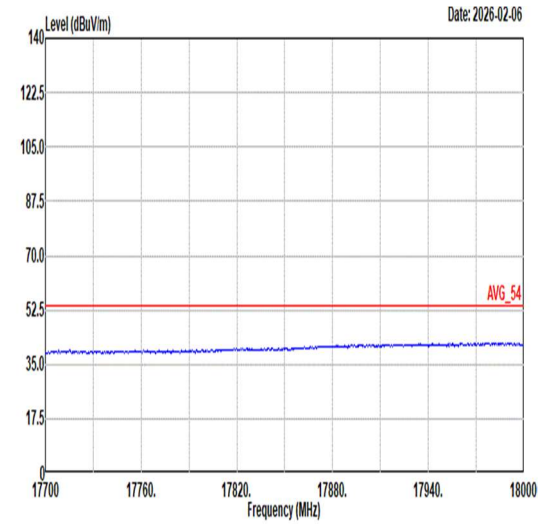 Site : 03CH11-HY Condition: AVG_54 3m 9120D_01620_250915 HORIZONTAL	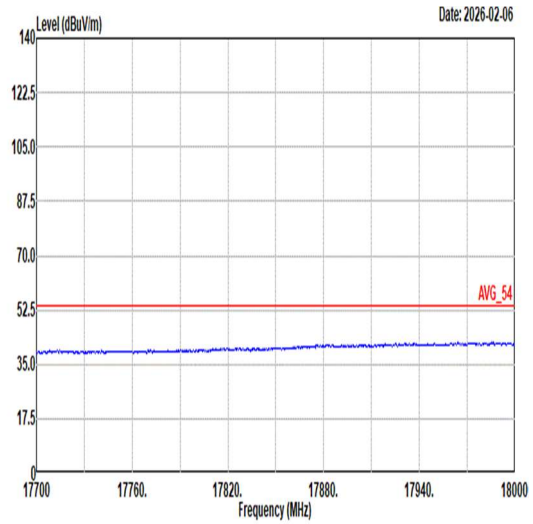 Site : 03CH11-HY Condition: AVG_54 3m 9120D_01620_250915 VERTICAL

Mode	26	
	Band Edge	
	2400-2483.5_Bluetooth BR_GFSK_CH00_2402MHz	
ANT	7	
Pol.	Horizontal	Fundamental
Peak	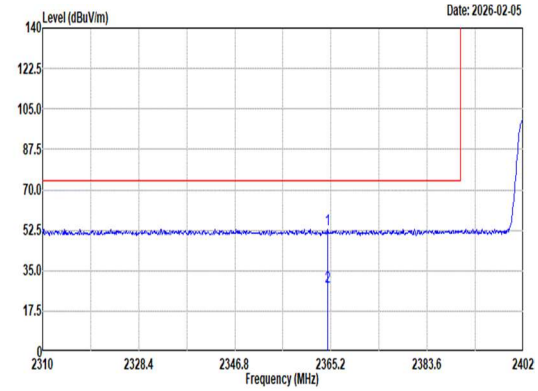 Site : 03CH11-HY Condition: PEAK_BE_74 3m 9120D_01620_250915 HORIZONTAL : RBW:1000.000kHz VBW:3000.000kHz SWT:Auto Freq Level Limit Line Margin Read Level Ant Factor Cable Loss Preamp Factor Aux Factor APos TPos Remark MHz dBuV/m dBuV/m dB dBuV dB/m dB dB dB cm deg 1 2364.56 53.00 74.00 -21.00 42.14 27.20 6.76 33.22 10.12 400 60 Peak 2 2364.56 28.22 54.00 -25.78 -- -- -- -- -- -- -- Average	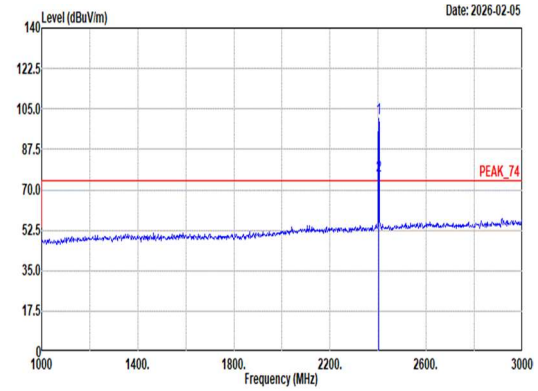 Site : 03CH11-HY Condition: PEAK_74 3m 9120D_01620_250915 HORIZONTAL : RBW:1000.000kHz VBW:3000.000kHz SWT:Auto Freq Level Limit Line Margin Read Level Ant Factor Cable Loss Preamp Factor Aux Factor APos TPos Remark MHz dBuV/m dBuV/m dB dBuV dB/m dB dB dB cm deg 1 2402.00 100.98 ------ ------ 89.91 27.32 6.82 33.19 10.12 400 60 Peak 2 2402.00 76.20 ------ ------ -- -- -- -- -- -- -- Average