Mode	127	
	Band Edge - R	
	U-NII-2A_5.25-5.35_802.11ax HE40_CH54_Full RU_5270MHz	
ANT	6+7	
Pol.	Vertical	Fundamental
Peak	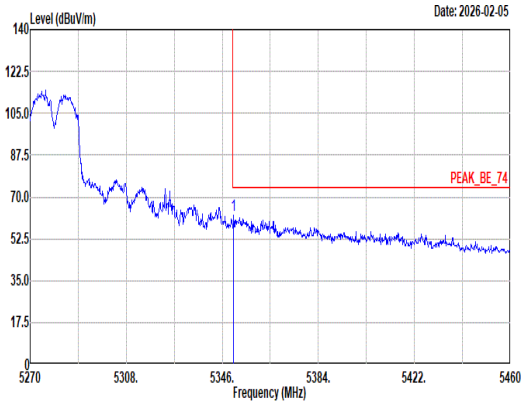 Site : 03CH20-HY Condition: PEAK_BE_74 3m HF_9120D_02360_251105 VERTICAL : RBW:1000.000kHz VBW:3000.000kHz SWT:Auto Limit Read Ant Cable Preamp Aux APos TPos Freq Level Line Margin Level Factor Loss Factor Factor Remark MHz dBuV/m dBuV/m dB dBuV dB/m dB dB dB cm deg 1 5350.56 62.12 74.00 -11.88 53.83 32.90 13.11 37.72 0.00 259 360 Peak	Blank
Avg	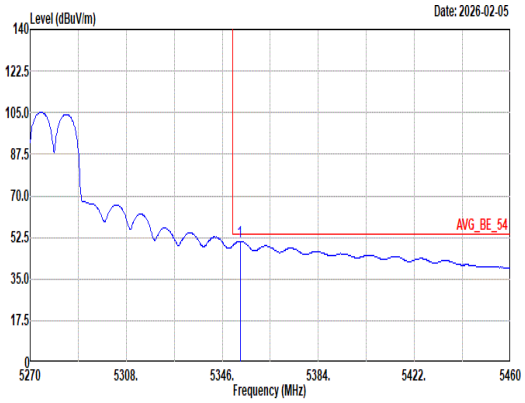 Site : 03CH20-HY Condition: AVG_BE_54 3m HF_9120D_02360_251105 VERTICAL : RBW:1000.000kHz VBW:0.010kHz SWT:Auto Limit Read Ant Cable Preamp Aux APos TPos Freq Level Line Margin Level Factor Loss Factor Factor Remark MHz dBuV/m dBuV/m dB dBuV dB/m dB dB dB cm deg 1 5353.03 50.90 54.00 -3.10 42.63 32.89 13.11 37.73 0.00 259 360 Average	Blank

Mode	127	
	Harmonic	
	U-NII-2A_5.25-5.35_802.11ax HE40_CH54_Full RU_5270MHz	
ANT	6+7	
Pol.	Horizontal	Vertical
Peak Avg	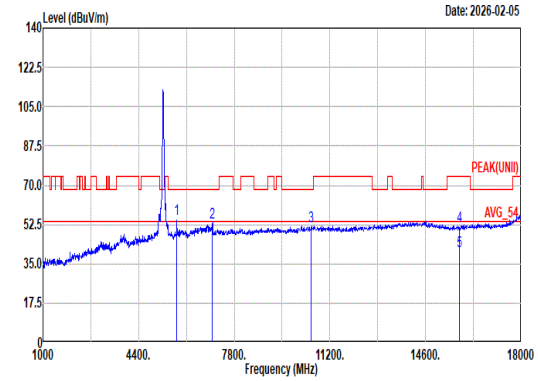 Site : 03CH20-HY Condition: PEAK(UNII) 3m HF_9120D_02360_251105 HORIZONTAL Freq Level Limit Line Margin Read Level Ant Factor Cable Loss Preamp Factor Aux Factor APos TPos Remark MHz dBuV/m dBuV/m dB dBuV dB/m dB dB dB cm deg 1 5760.00 55.09 68.20 -13.11 45.42 33.86 13.59 37.78 0.00 250 344 Peak 2 7027.00 53.59 68.20 -14.61 39.03 36.01 15.18 37.94 1.31 250 4 Peak 3 10540.00 51.66 68.20 -16.54 35.23 38.78 18.56 41.40 0.49 -- -- Peak 4 15810.00 51.68 74.00 -22.32 34.60 38.00 23.02 44.35 0.41 300 37 Peak 5 15810.00 40.79 54.00 -13.21 23.71 38.00 23.02 44.35 0.41 300 37 Average	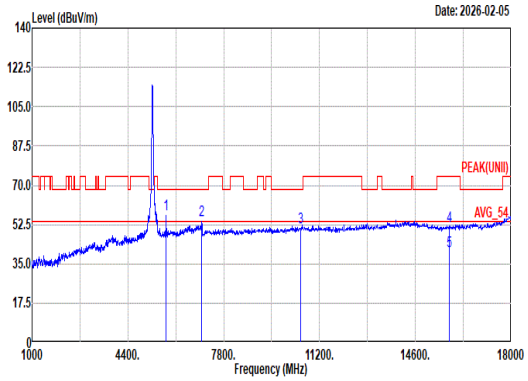 Site : 03CH20-HY Condition: PEAK(UNII) 3m HF_9120D_02360_251105 VERTICAL Freq Level Limit Line Margin Read Level Ant Factor Cable Loss Preamp Factor Aux Factor APos TPos Remark MHz dBuV/m dBuV/m dB dBuV dB/m dB dB dB cm deg 1 5760.00 57.11 68.20 -11.09 47.44 33.86 13.59 37.78 0.00 250 29 Peak 2 7027.00 54.57 68.20 -13.63 40.01 36.01 15.18 37.94 1.31 150 345 Peak 3 10540.00 51.46 68.20 -16.74 35.03 38.78 18.56 41.40 0.49 -- -- Peak 4 15810.00 51.93 74.00 -22.07 34.85 38.00 23.02 44.35 0.41 300 272 Peak 5 15810.00 40.82 54.00 -13.18 23.74 38.00 23.02 44.35 0.41 300 272 Average

Mode	127	
	Harmonic	
	U-NII-2A_5.25-5.35_802.11ax HE40_CH54_Full RU_5270MHz	
ANT	6+7	
Pol.	Horizontal	Vertical
10G ~18G Avg	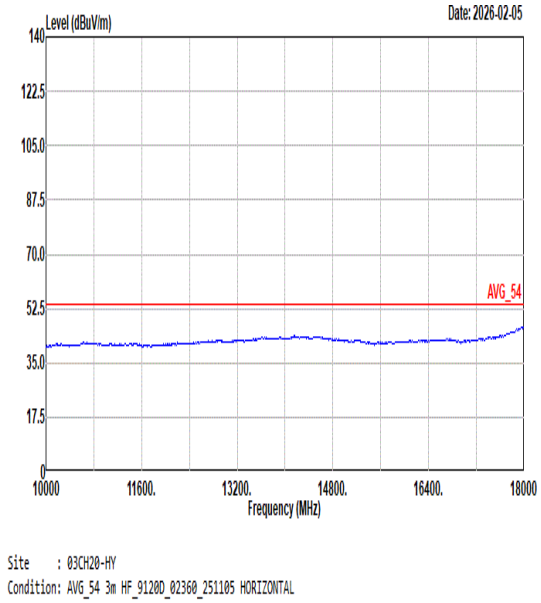	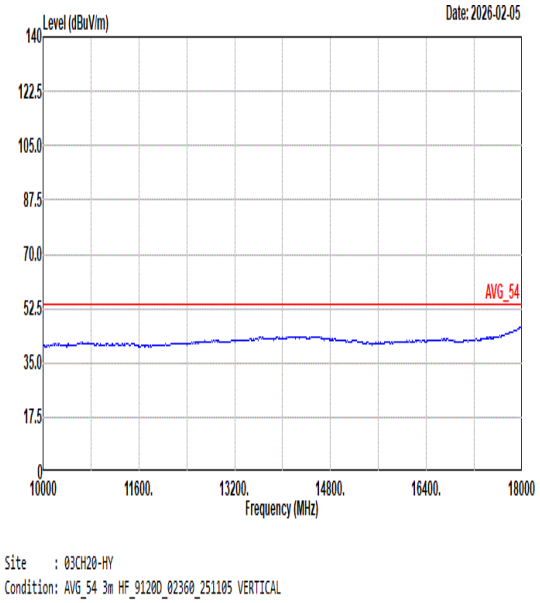

Mode	129	
	Band Edge - L	
	U-NII-2A_5.25-5.35_802.11ax HE40_CH54_Full RU_5270MHz	
ANT	6+7	
Pol.	Horizontal	Fundamental
Peak	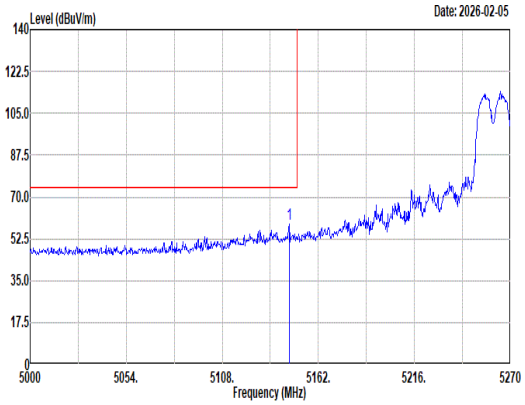 Site : 03CH20-HY Condition: PEAK_BE_74 3m HF_9120D_02360_251105 HORIZONTAL : RBW:1000.000kHz VBW:3000.000kHz SWT:Auto Freq Level Limit Line Margin Read Level Ant Factor Cable Loss Preamp Factor Aux Factor APos TPos Remark MHz dBuV/m dBuV/m dB dBuV dB/m dB dB dB cm deg 1 5145.53 58.47 74.00 -15.53 50.13 33.08 12.89 37.63 0.00 100 353 Peak	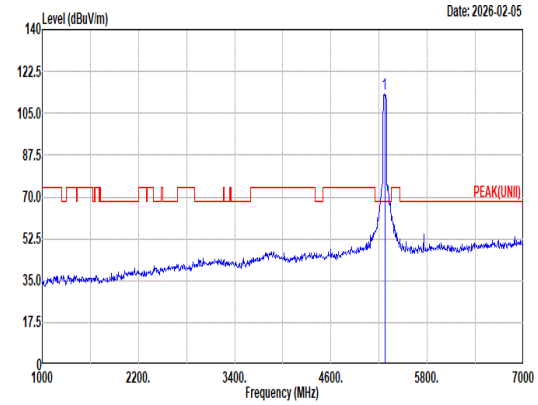 Site : 03CH20-HY Condition: PEAK(UNII) 3m HF_9120D_02360_251105 HORIZONTAL : RBW:1000.000kHz VBW:3000.000kHz SWT:Auto Freq Level Limit Line Margin Read Level Ant Factor Cable Loss Preamp Factor Aux Factor APos TPos Remark MHz dBuV/m dBuV/m dB dBuV dB/m dB dB dB cm deg 1 5270.00 112.83 ------ ------ 104.54 32.94 13.04 37.69 0.00 100 353 Peak
Avg	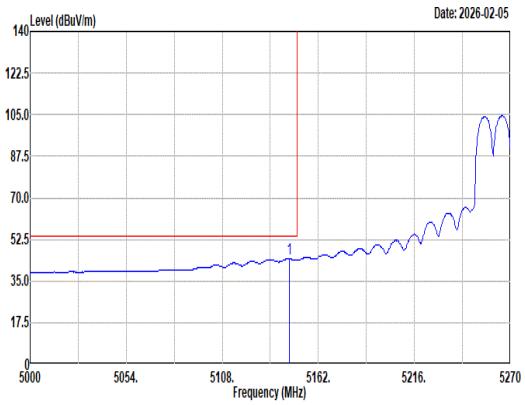 Site : 03CH20-HY Condition: AVG_BE_54 3m HF_9120D_02360_251105 HORIZONTAL : RBW:1000.000kHz VBW:0.010kHz SWT:Auto Freq Level Limit Line Margin Read Level Ant Factor Cable Loss Preamp Factor Aux Factor APos TPos Remark MHz dBuV/m dBuV/m dB dBuV dB/m dB dB dB cm deg 1 5145.53 44.41 54.00 -9.59 36.07 33.08 12.89 37.63 0.00 100 353 Average	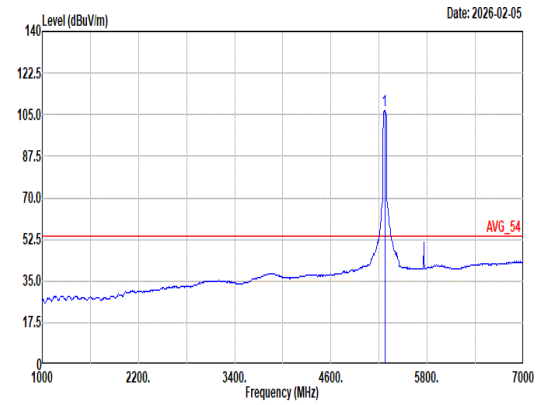 Site : 03CH20-HY Condition: AVG_54 3m HF_9120D_02360_251105 HORIZONTAL : RBW:1000.000kHz VBW:0.010kHz SWT:Auto Freq Level Limit Line Margin Read Level Ant Factor Cable Loss Preamp Factor Aux Factor APos TPos Remark MHz dBuV/m dBuV/m dB dBuV dB/m dB dB dB cm deg 1 5270.00 106.56 ------ ------ 98.30 32.91 13.04 37.69 0.00 100 353 Average

Mode	129	
	Band Edge - R	
	U-NII-2A_5.25-5.35_802.11ax HE40_CH54_Full RU_5270MHz	
ANT	6+7	
Pol.	Horizontal	Fundamental
Peak	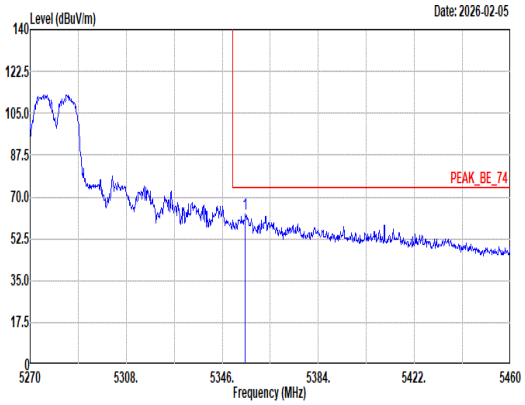 Site : 03CH20-HY Condition: PEAK_BE_74 3m HF_9120D_02360_251105 HORIZONTAL : RBW:1000.000kHz VBW:3000.000kHz SWT:Auto Limit Read Ant Cable Preamp Aux APos TPos Freq Level Line Margin Level Factor Loss Factor Factor Remark MHz dBuV/m dBuV/m dB dBuV dB/m dB dB dB cm deg 1 5355.12 62.92 74.00 -11.08 54.65 32.89 13.11 37.73 0.00 100 353 Peak	Blank
Avg	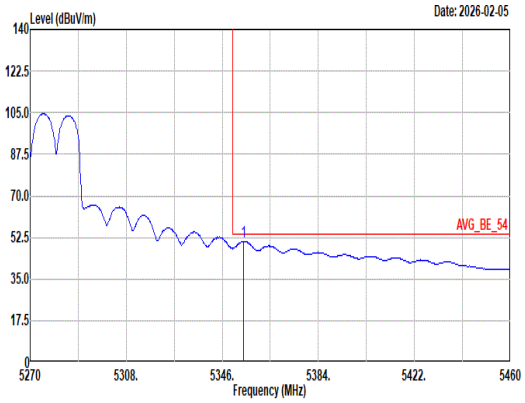 Site : 03CH20-HY Condition: AVG_BE_54 3m HF_9120D_02360_251105 HORIZONTAL : RBW:1000.000kHz VBW:0.010kHz SWT:Auto Limit Read Ant Cable Preamp Aux APos TPos Freq Level Line Margin Level Factor Loss Factor Factor Remark MHz dBuV/m dBuV/m dB dBuV dB/m dB dB dB cm deg 1 5354.36 50.93 54.00 -3.07 42.66 32.89 13.11 37.73 0.00 100 353 Average	Blank

Mode	129	
	Band Edge - L	
	U-NII-2A_5.25-5.35_802.11ax HE40_CH54_Full RU_5270MHz	
ANT	6+7	
Pol.	Vertical	Fundamental
Peak	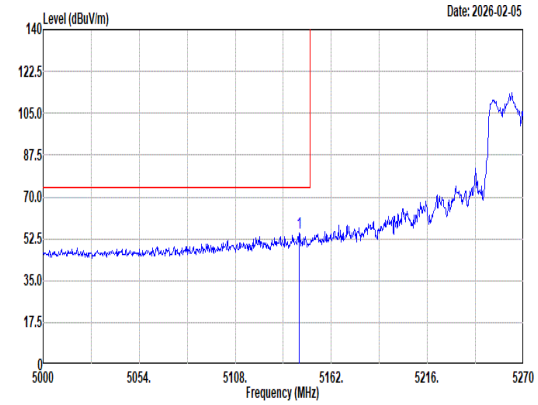 Site : 03CH20-HY Condition: PEAK_BE_74 3m HF_9120D_02360_251105 VERTICAL : RBW:1000.000kHz VBW:3000.000kHz SWT:Auto Freq Level Limit Line Margin Read Level Ant Factor Cable Loss Preamp Factor Aux Factor APos TPos Remark MHz dBuV/m dBuV/m dB dBuV dB/m dB dB dB cm deg 1 5143.91 55.19 74.00 -18.81 46.85 33.08 12.89 37.63 0.00 100 12 Peak	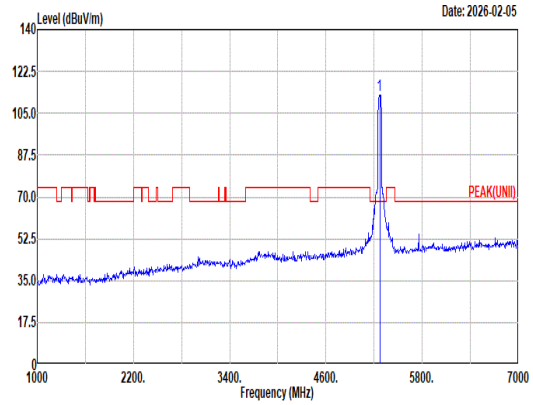 Site : 03CH20-HY Condition: PEAK(UNII) 3m HF_9120D_02360_251105 VERTICAL : RBW:1000.000kHz VBW:3000.000kHz SWT:Auto Freq Level Limit Line Margin Read Level Ant Factor Cable Loss Preamp Factor Aux Factor APos TPos Remark MHz dBuV/m dBuV/m dB dBuV dB/m dB dB dB cm deg 1 5270.00 112.78 ------ ------ 104.52 32.91 13.04 37.69 0.00 100 12 Peak
Avg	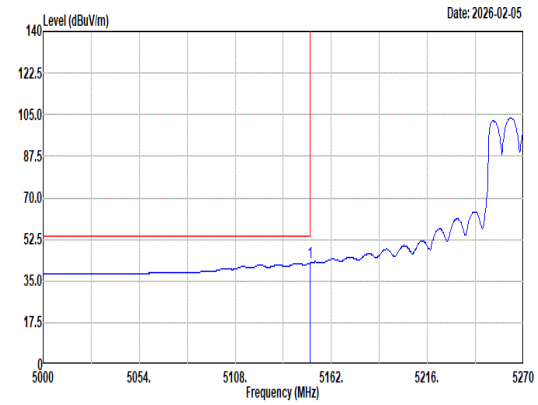 Site : 03CH20-HY Condition: AVG_BE_54 3m HF_9120D_02360_251105 VERTICAL : RBW:1000.000kHz VBW:0.010kHz SWT:Auto Freq Level Limit Line Margin Read Level Ant Factor Cable Loss Preamp Factor Aux Factor APos TPos Remark MHz dBuV/m dBuV/m dB dBuV dB/m dB dB dB cm deg 1 5149.85 42.56 54.00 -11.44 34.20 33.10 12.90 37.64 0.00 100 12 Average	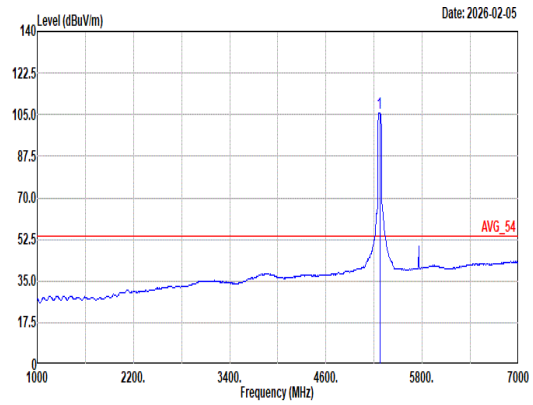 Site : 03CH20-HY Condition: AVG_54 3m HF_9120D_02360_251105 VERTICAL : RBW:1000.000kHz VBW:0.010kHz SWT:Auto Freq Level Limit Line Margin Read Level Ant Factor Cable Loss Preamp Factor Aux Factor APos TPos Remark MHz dBuV/m dBuV/m dB dBuV dB/m dB dB dB cm deg 1 5270.00 105.68 ------ ------ 97.42 32.91 13.04 37.69 0.00 100 12 Average

Mode	129	
	Band Edge - R	
	U-NII-2A_5.25-5.35_802.11ax HE40_CH54_Full RU_5270MHz	
ANT	6+7	
Pol.	Vertical	Fundamental
Peak	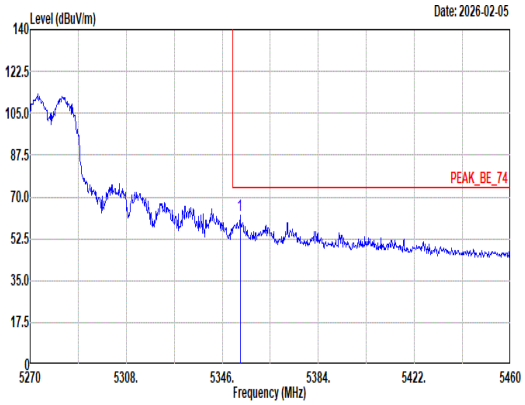 Site : 03CH20-HY Condition: PEAK_BE_74 3m HF_9120D_02360_251105 VERTICAL : RBW:1000.000kHz VBW:3000.000kHz SWT:Auto Limit Read Ant Cable Preamp Aux APos TPos Freq Level Line Margin Level Factor Loss Factor Factor Remark MHz dBuV/m dBuV/m dB dBuV dB/m dB dB dB cm deg 1 5353.03 62.30 74.00 -11.70 54.03 32.89 13.11 37.73 0.00 100 12 Peak	Blank
Avg	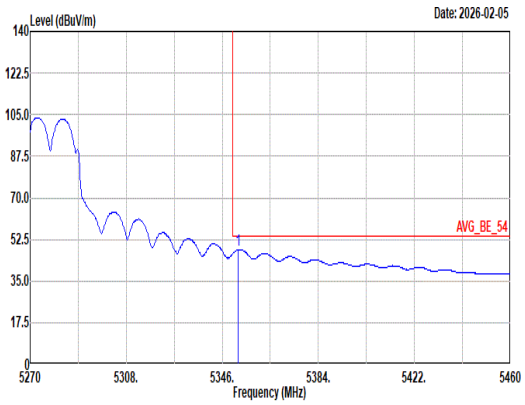 Site : 03CH20-HY Condition: AVG_BE_54 3m HF_9120D_02360_251105 VERTICAL : RBW:1000.000kHz VBW:0.010kHz SWT:Auto Limit Read Ant Cable Preamp Aux APos TPos Freq Level Line Margin Level Factor Loss Factor Factor Remark MHz dBuV/m dBuV/m dB dBuV dB/m dB dB dB cm deg 1 5352.27 48.30 54.00 -5.70 40.01 32.90 13.11 37.72 0.00 100 12 Average	Blank

Mode	129	
	Harmonic	
	U-NII-2A_5.25-5.35_802.11ax HE40_CH54_Full RU_5270MHz	
ANT	6+7	
Pol.	Horizontal	Vertical
Peak Avg	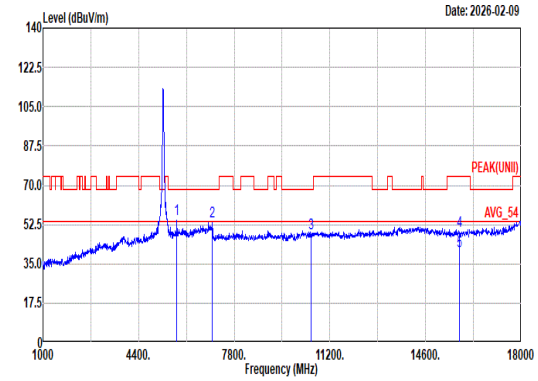 Site : 03CH20-HY Condition: PEAK(UNII) 3m HF_9120D_02360_251105 HORIZONTAL Freq Level Limit Line Margin Read Level Ant Factor Cable Loss Preamp Factor Aux Factor APos TPos Remark MHz dBuV/m dBuV/m dB dBuV dB/m dB dB dB cm deg 1 5760.00 55.15 68.20 -13.05 45.48 33.86 13.59 37.78 0.00 200 354 Peak 2 7027.00 53.77 68.20 -14.43 39.21 36.01 15.18 37.94 1.31 100 305 Peak 3 10540.00 48.64 68.20 -19.56 32.21 38.78 18.56 41.40 0.49 -- -- Peak 4 15810.00 49.55 74.00 -24.45 32.47 38.00 23.02 44.35 0.41 200 123 Peak 5 15810.00 40.77 54.00 -13.23 23.69 38.00 23.02 44.35 0.41 200 123 Average	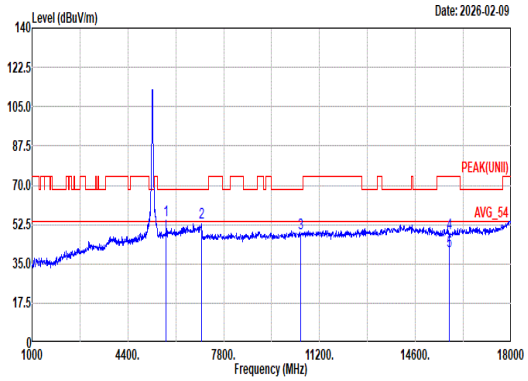 Site : 03CH20-HY Condition: PEAK(UNII) 3m HF_9120D_02360_251105 VERTICAL Freq Level Limit Line Margin Read Level Ant Factor Cable Loss Preamp Factor Aux Factor APos TPos Remark MHz dBuV/m dBuV/m dB dBuV dB/m dB dB dB cm deg 1 5760.00 54.17 68.20 -14.03 44.50 33.86 13.59 37.78 0.00 100 359 Peak 2 7027.00 53.27 68.20 -14.93 38.71 36.01 15.18 37.94 1.31 100 4 Peak 3 10540.00 48.78 68.20 -19.42 32.35 38.78 18.56 41.40 0.49 -- -- Peak 4 15810.00 48.75 74.00 -25.25 31.67 38.00 23.02 44.35 0.41 103 321 Peak 5 15810.00 40.87 54.00 -13.13 23.79 38.00 23.02 44.35 0.41 103 321 Average

Mode	129	
	Harmonic	
	U-NII-2A_5.25-5.35_802.11ax HE40_CH54_Full RU_5270MHz	
ANT	6+7	
Pol.	Horizontal	Vertical
10G ~18G Avg	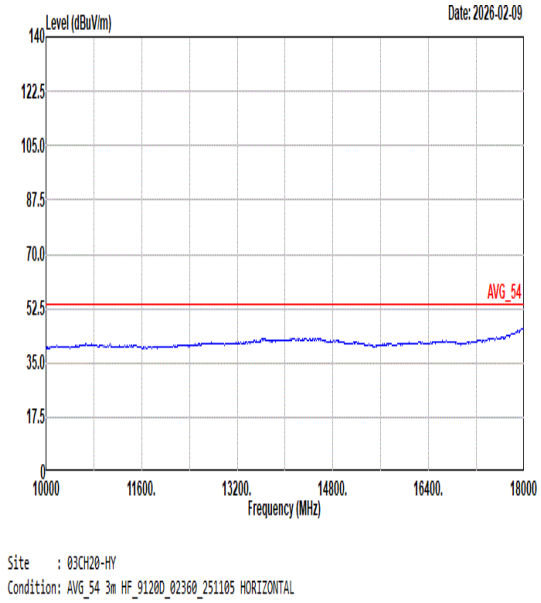	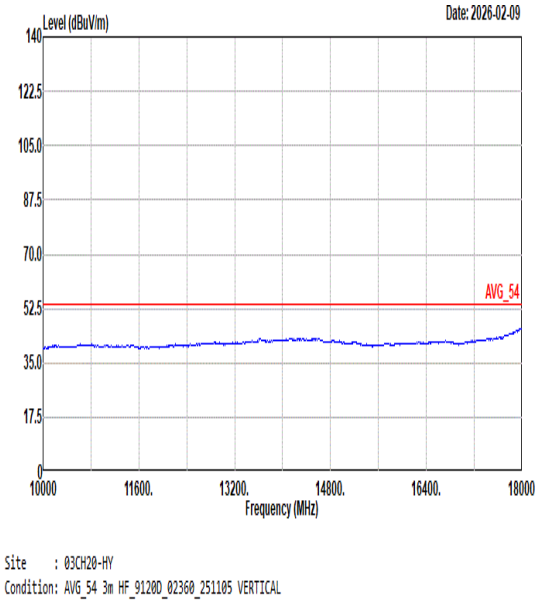

Mode	128	
	Band Edge - L	
	U-NII-2A_5.25-5.35_802.11ax HE40_CH54_Full RU_5270MHz	
ANT	6+7	
Pol.	Horizontal	Fundamental
Peak	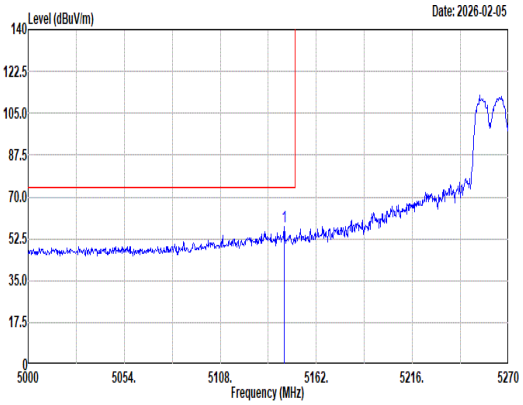 Site : 03CH20-HY Condition: PEAK_BE_74 3m HF_9120D_02360_251105 HORIZONTAL : RBW:1000.000kHz VBW:3000.000kHz SWT:Auto Freq Level Limit Line Margin Read Level Ant Factor Cable Loss Preamp Factor Aux Factor APos TPos Remark MHz dBuV/m dBuV/m dB dBuV dB/m dB dB dB cm deg 1 5143.91 57.45 74.00 -16.55 49.11 33.08 12.89 37.63 0.00 100 345 Peak	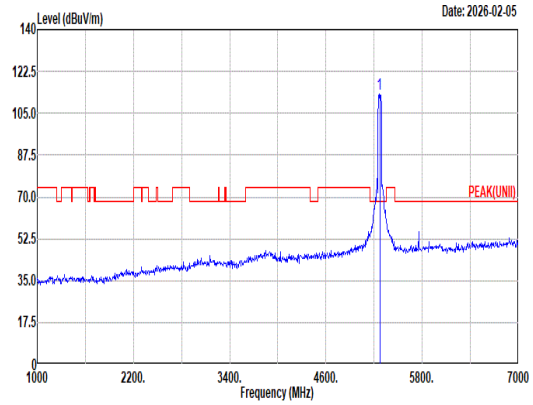 Site : 03CH20-HY Condition: PEAK(UNII) 3m HF_9120D_02360_251105 HORIZONTAL : RBW:1000.000kHz VBW:3000.000kHz SWT:Auto Freq Level Limit Line Margin Read Level Ant Factor Cable Loss Preamp Factor Aux Factor APos TPos Remark MHz dBuV/m dBuV/m dB dBuV dB/m dB dB dB cm deg 1 5270.00 113.11 ------ ------ 104.82 32.94 13.04 37.69 0.00 100 345 Peak
Avg	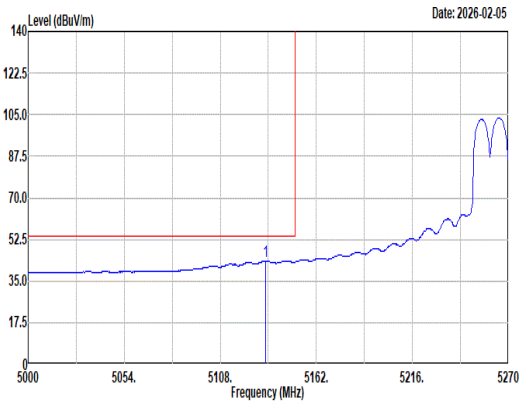 Site : 03CH20-HY Condition: AVG_BE_54 3m HF_9120D_02360_251105 HORIZONTAL : RBW:1000.000kHz VBW:0.010kHz SWT:Auto Freq Level Limit Line Margin Read Level Ant Factor Cable Loss Preamp Factor Aux Factor APos TPos Remark MHz dBuV/m dBuV/m dB dBuV dB/m dB dB dB cm deg 1 5133.65 43.45 54.00 -10.55 35.18 33.03 12.87 37.63 0.00 100 345 Average	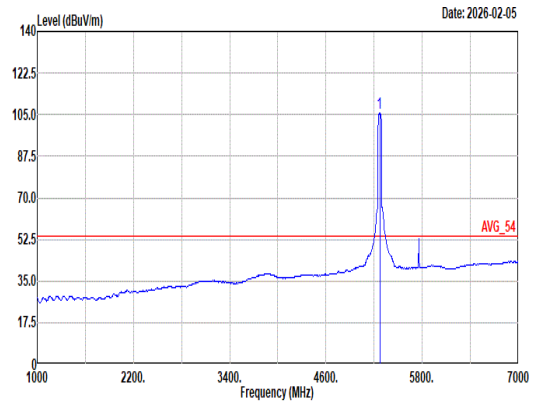 Site : 03CH20-HY Condition: AVG_54 3m HF_9120D_02360_251105 HORIZONTAL : RBW:1000.000kHz VBW:0.010kHz SWT:Auto Freq Level Limit Line Margin Read Level Ant Factor Cable Loss Preamp Factor Aux Factor APos TPos Remark MHz dBuV/m dBuV/m dB dBuV dB/m dB dB dB cm deg 1 5270.00 105.73 ------ ------ 97.47 32.91 13.04 37.69 0.00 100 345 Average

Mode	128	
	Band Edge - R	
	U-NII-2A_5.25-5.35_802.11ax HE40_CH54_Full RU_5270MHz	
ANT	6+7	
Pol.	Horizontal	Fundamental
Peak	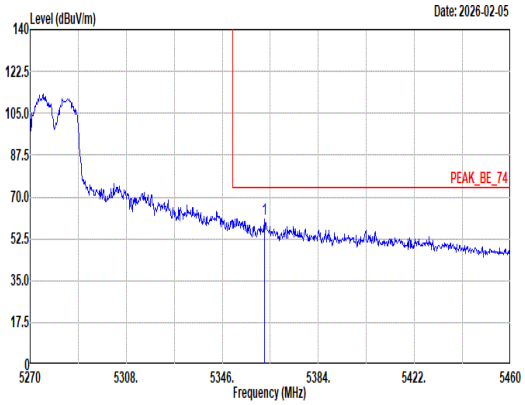 Site : 03CH20-HY Condition: PEAK_BE_74 3m HF_9120D_02360_251105 HORIZONTAL : RBW:1000.000kHz VBW:3000.000kHz SWT:Auto Limit Read Ant Cable Preamp Aux APos TPos Freq Level Line Margin Level Factor Loss Factor Factor Remark MHz dBuV/m dBuV/m dB dBuV dB/m dB dB dB cm deg 1 5362.72 60.91 74.00 -13.09 52.65 32.87 13.12 37.73 0.00 100 345 Peak	Blank
Avg	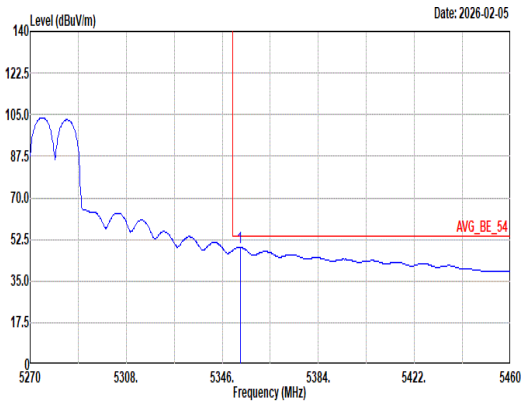 Site : 03CH20-HY Condition: AVG_BE_54 3m HF_9120D_02360_251105 HORIZONTAL : RBW:1000.000kHz VBW:0.010kHz SWT:Auto Limit Read Ant Cable Preamp Aux APos TPos Freq Level Line Margin Level Factor Loss Factor Factor Remark MHz dBuV/m dBuV/m dB dBuV dB/m dB dB dB cm deg 1 5353.03 49.28 54.00 -4.72 41.01 32.89 13.11 37.73 0.00 100 345 Average	Blank

Mode	128	
	Band Edge - L	
	U-NII-2A_5.25-5.35_802.11ax HE40_CH54_Full RU_5270MHz	
ANT	6+7	
Pol.	Vertical	Fundamental
Peak	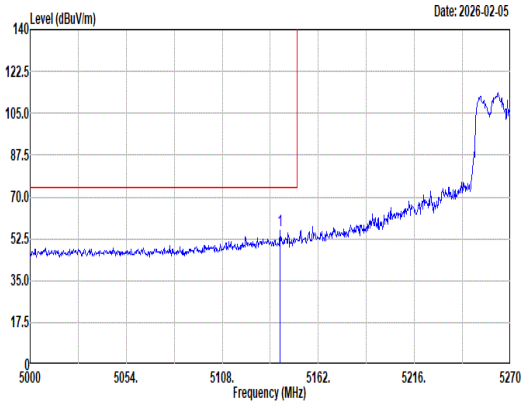 Site : 03CH20-HY Condition: PEAK_BE_74 3m HF_9120D_02360_251105 VERTICAL : RBW:1000.000kHz VBW:3000.000kHz SWT:Auto Freq Level Limit Line Margin Read Level Ant Factor Cable Loss Preamp Factor Aux Factor APos TPos Remark MHz dBuV/m dBuV/m dB dBuV dB/m dB dB dB cm deg 1 5140.40 55.93 74.00 -18.07 47.62 33.06 12.88 37.63 0.00 109 10 Peak	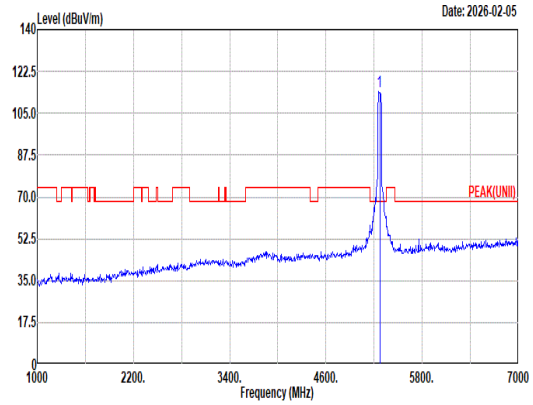 Site : 03CH20-HY Condition: PEAK(UNII) 3m HF_9120D_02360_251105 VERTICAL : RBW:1000.000kHz VBW:3000.000kHz SWT:Auto Freq Level Limit Line Margin Read Level Ant Factor Cable Loss Preamp Factor Aux Factor APos TPos Remark MHz dBuV/m dBuV/m dB dBuV dB/m dB dB dB cm deg 1 5270.00 114.03 ------ ------ 105.72 32.96 13.03 37.68 0.00 109 10 Peak
Avg	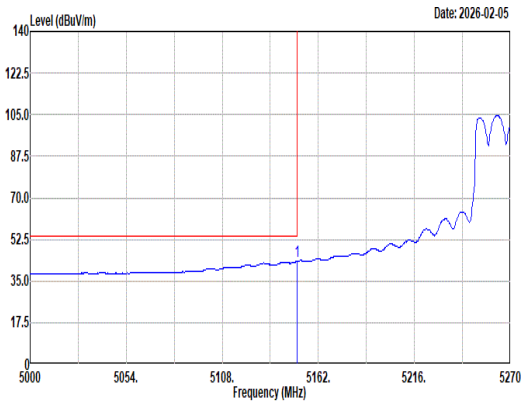 Site : 03CH20-HY Condition: AVG_BE_54 3m HF_9120D_02360_251105 VERTICAL : RBW:1000.000kHz VBW:0.010kHz SWT:Auto Freq Level Limit Line Margin Read Level Ant Factor Cable Loss Preamp Factor Aux Factor APos TPos Remark MHz dBuV/m dBuV/m dB dBuV dB/m dB dB dB cm deg 1 5149.85 43.31 54.00 -10.69 34.95 33.10 12.90 37.64 0.00 109 10 Average	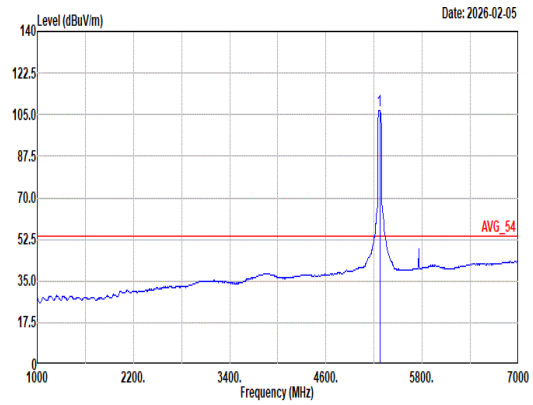 Site : 03CH20-HY Condition: AVG_54 3m HF_9120D_02360_251105 VERTICAL : RBW:1000.000kHz VBW:0.010kHz SWT:Auto Freq Level Limit Line Margin Read Level Ant Factor Cable Loss Preamp Factor Aux Factor APos TPos Remark MHz dBuV/m dBuV/m dB dBuV dB/m dB dB dB cm deg 1 5270.00 106.69 ------ ------ 98.43 32.91 13.04 37.69 0.00 109 10 Average

Mode	128	
	Band Edge - R	
	U-NII-2A_5.25-5.35_802.11ax HE40_CH54_Full RU_5270MHz	
ANT	6+7	
Pol.	Vertical	Fundamental
Peak	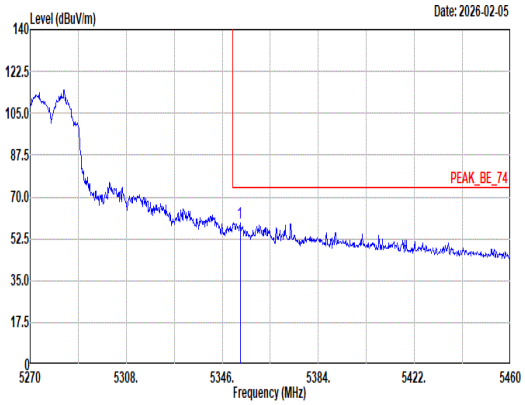 Site : 03CH20-HY Condition: PEAK_BE_74 3m HF_9120D_02360_251105 VERTICAL : RBW:1000.000kHz VBW:3000.000kHz SWT:Auto Limit Read Ant Cable Preamp Aux APos TPos Freq Level Line Margin Level Factor Loss Factor Factor Remark MHz dBuV/m dBuV/m dB dBuV dB/m dB dB dB cm deg 1 5353.03 59.19 74.00 -14.81 50.92 32.89 13.11 37.73 0.00 109 10 Peak	Blank
Avg	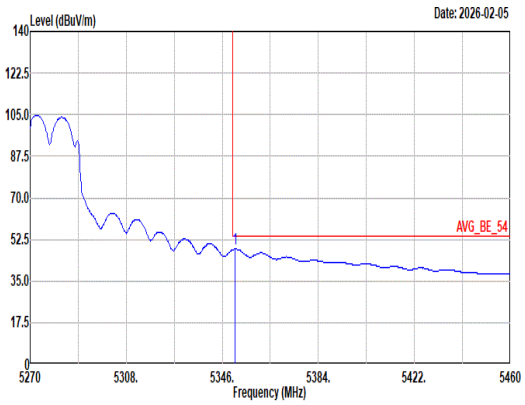 Site : 03CH20-HY Condition: AVG_BE_54 3m HF_9120D_02360_251105 VERTICAL : RBW:1000.000kHz VBW:0.010kHz SWT:Auto Limit Read Ant Cable Preamp Aux APos TPos Freq Level Line Margin Level Factor Loss Factor Factor Remark MHz dBuV/m dBuV/m dB dBuV dB/m dB dB dB cm deg 1 5351.13 48.51 54.00 -5.49 40.22 32.90 13.11 37.72 0.00 109 10 Average	Blank

Mode	128	
	Harmonic	
	U-NII-2A_5.25-5.35_802.11ax HE40_CH54_Full RU_5270MHz	
ANT	6+7	
Pol.	Horizontal	Vertical
Peak Avg	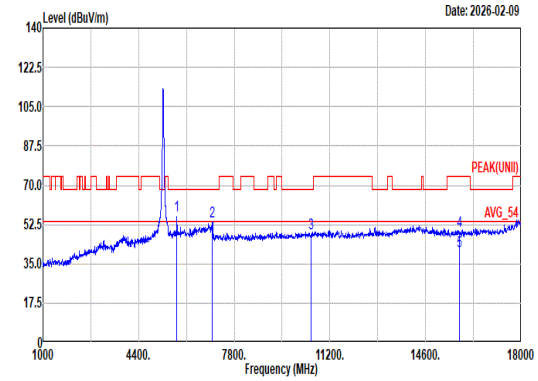 Site : 03CH20-HY Condition: PEAK(UNII) 3m HF_9120D_02360_251105 HORIZONTAL	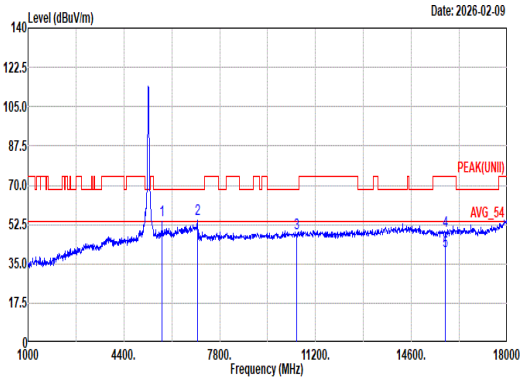 Site : 03CH20-HY Condition: PEAK(UNII) 3m HF_9120D_02360_251105 VERTICAL

Horizontal:

	Freq	Level	Limit Line	Margin	Read Level	Ant Factor	Cable Loss	Preamp Factor	Aux Factor	APos	TPos	Remark
	MHz	dBuV/m	dBuV/m	dB	dBuV	dB/m	dB	dB	dB	cm	deg	
1	5758.00	56.55	68.20	-11.65	46.89	33.85	13.59	37.78	0.00	200	349	Peak
2	7027.00	54.08	68.20	-14.12	39.52	36.01	15.18	37.94	1.31	100	307	Peak
3	10540.00	48.51	68.20	-19.69	32.08	38.78	18.56	41.40	0.49	--	--	Peak
4	15810.00	49.79	74.00	-24.21	32.71	38.00	23.02	44.35	0.41	100	108	Peak
5	15810.00	40.83	54.00	-13.17	23.75	38.00	23.02	44.35	0.41	100	108	Average

Vertical:

	Freq	Level	Limit Line	Margin	Read Level	Ant Factor	Cable Loss	Preamp Factor	Aux Factor	APos	TPos	Remark
	MHz	dBuV/m	dBuV/m	dB	dBuV	dB/m	dB	dB	dB	cm	deg	
1	5760.00	54.40	68.20	-13.80	44.73	33.86	13.59	37.78	0.00	100	2	Peak
2	7027.00	54.93	68.20	-13.27	40.37	36.01	15.18	37.94	1.31	100	6	Peak
3	10540.00	48.37	68.20	-19.83	31.94	38.78	18.56	41.40	0.49	--	--	Peak
4	15810.00	49.44	74.00	-24.56	32.36	38.00	23.02	44.35	0.41	300	30	Peak
5	15810.00	40.78	54.00	-13.22	23.70	38.00	23.02	44.35	0.41	300	30	Average

Mode	128	
	Harmonic	
	U-NII-2A_5.25-5.35_802.11ax HE40_CH54_Full RU_5270MHz	
ANT	6+7	
Pol.	Horizontal	Vertical
10G ~18G Avg	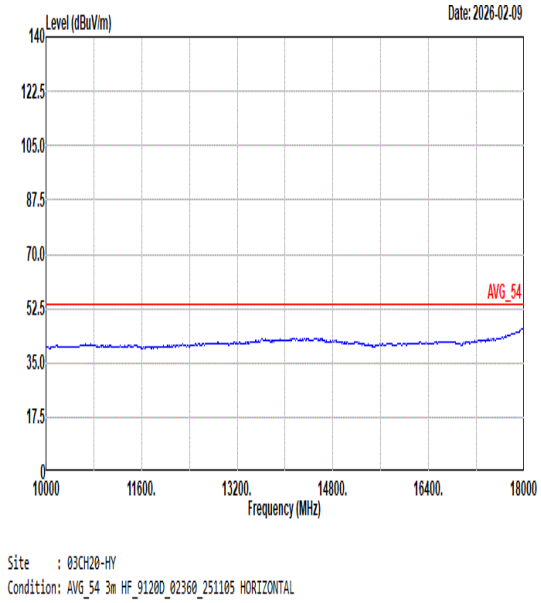	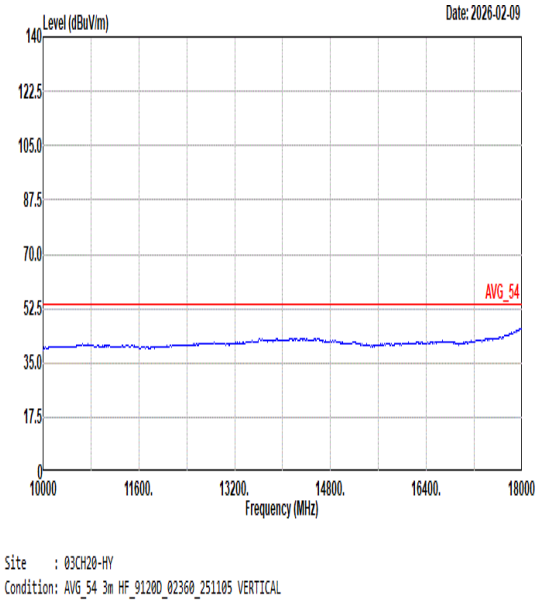

Appendix D. Duty Cycle Plots

<Sample 5>

Antenna	Band	Duty Cycle (%)	T(us)	1/T(kHz)	VBW Setting
6+7	802.11a	99.15	-	-	10Hz
6+7	5GHz 802.11ax HE20 Full RU	99.63	-	-	10Hz
6+7	5GHz 802.11ax HE20 106 RU	99.69	-	-	10Hz
6+7	5GHz 802.11ax HE40 Full RU	99.68	-	-	10Hz
6+7	5GHz 802.11ax HE40 242 RU	99.28	-	-	10Hz
6+7	5GHz 802.11ax HE80 Full RU	99.11	-	-	10Hz
6+7	5GHz 802.11ax HE80 484 RU	98.74	-	-	10Hz
6+7	5GHz 802.11ax HE160 Full RU	99.24	-	-	10Hz
6+7	5GHz 802.11ax HE160 996 RU	98.85	-	-	10Hz

MIMO <Ant. 6+7>

802.11a

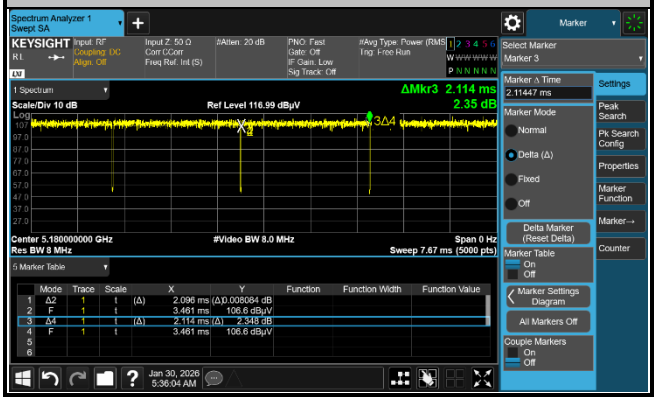

802.11ax HE20

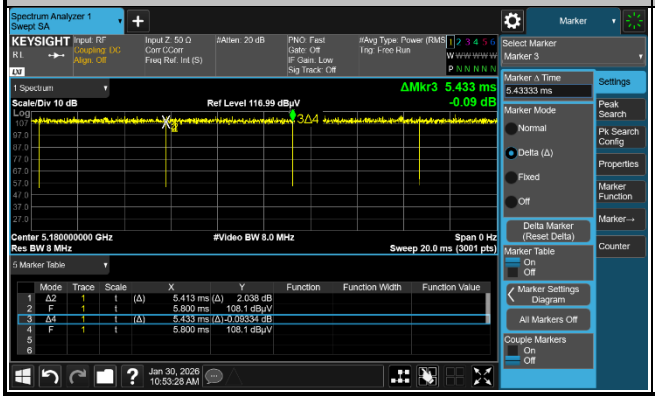

802.11ax HE20 106RU

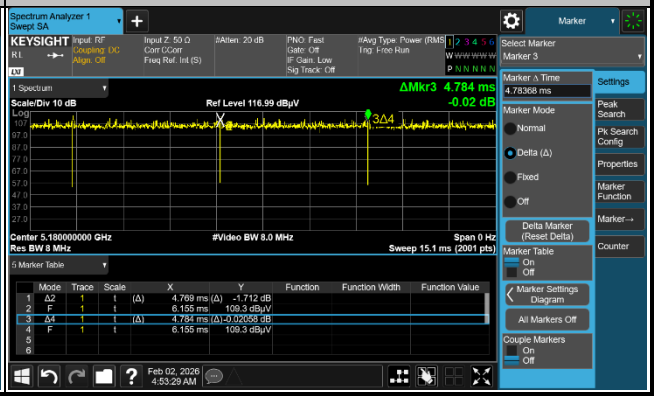

802.11ax HE40

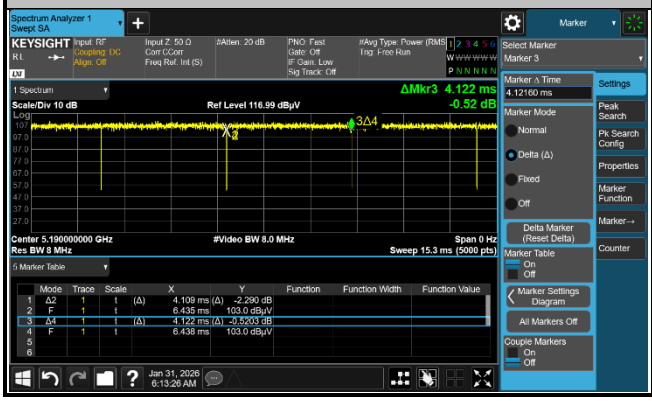

802.11ax HE40 242RU

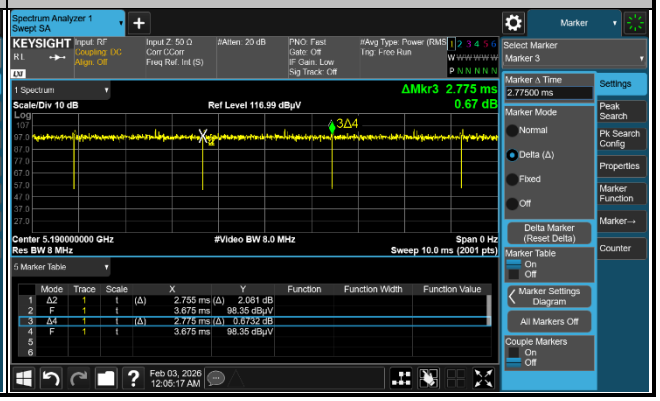

802.11ax HE80

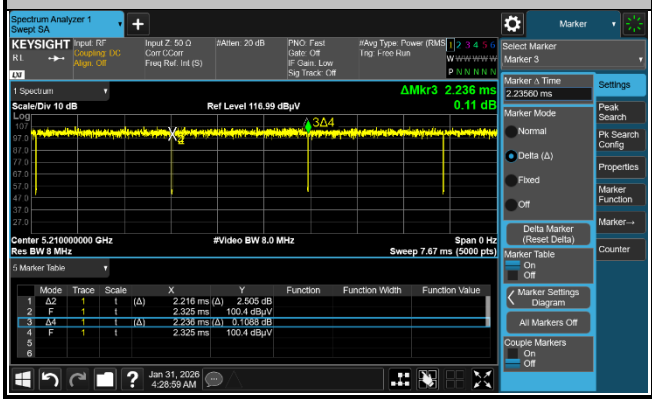

802.11ax HE80 484RU

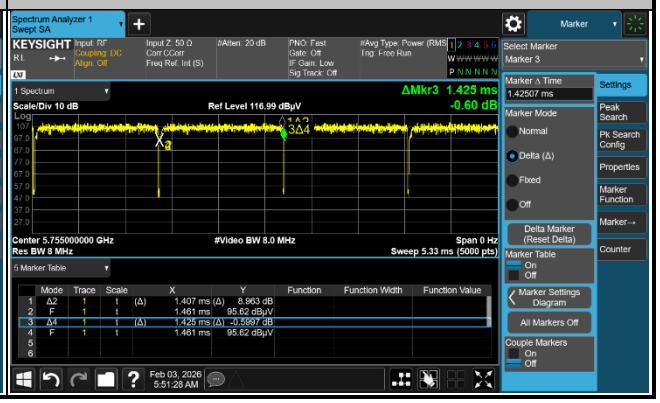

802.11ax HE160

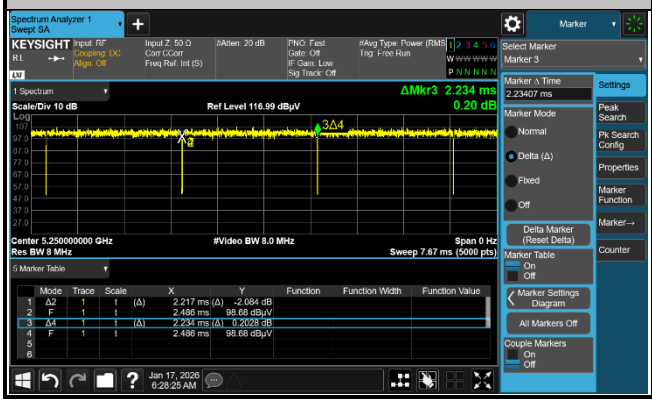

802.11ax HE160 996RU

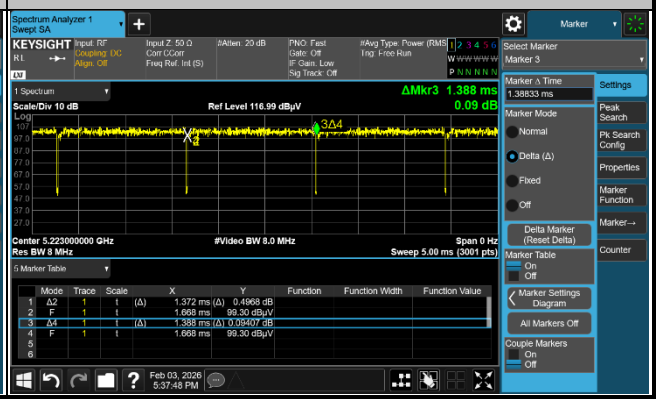

<Sample 1>

Antenna	Band	Duty Cycle (%)	T(us)	1/T(kHz)	VBW Setting
0+1	5GHz 802.11ax HE40 Full RU	99.64	-	-	10Hz

MIMO <Ant. 0+1>

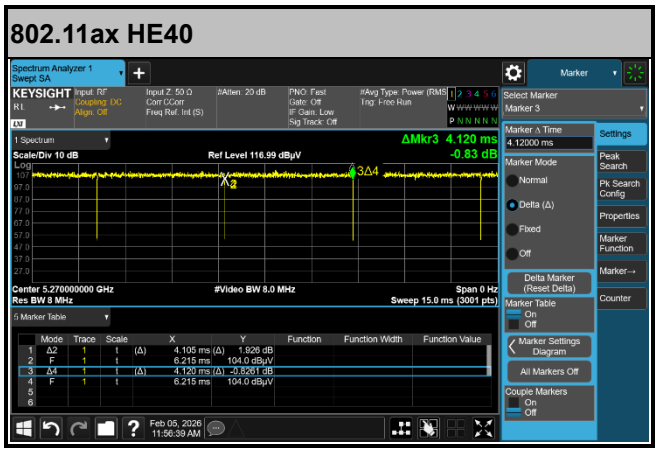

<Sample 3>

Antenna	Band	Duty Cycle (%)	T(us)	1/T(kHz)	VBW Setting
0+1	5GHz 802.11ax HE40 Full RU	99.64	-	-	10Hz

MIMO <Ant. 0+1>

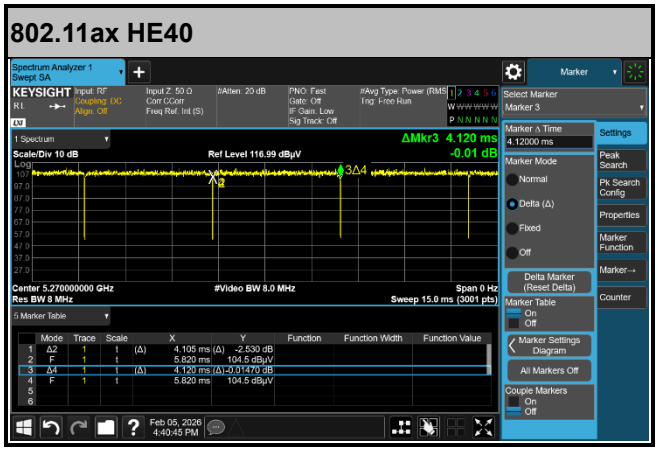

<Sample 4>

Antenna	Band	Duty Cycle (%)	T(us)	1/T(kHz)	VBW Setting
0+1	5GHz 802.11ax HE40 Full RU	99.52	-	-	10Hz

MIMO <Ant. 0+1>

802.11ax HE40