Mode	10	
	Harmonic	
	2400-2483.5_802.11b_CH01_2412MHz	
ANT	6+7	
Pol.	Horizontal	Vertical
14.47G ~14.5G Avg	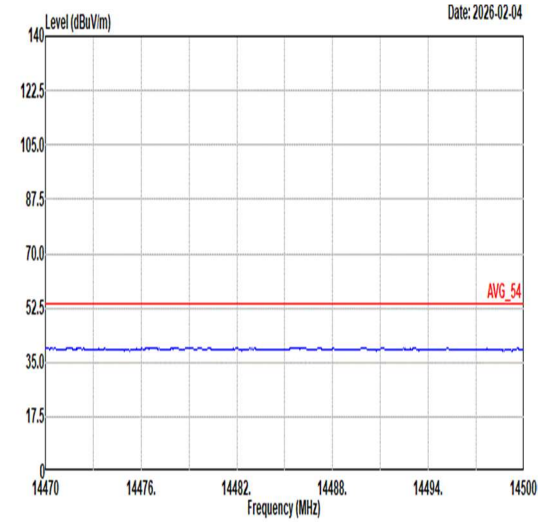 Site : 03CH11-HY Condition: AVG_54 3m 9120D_01620_250915 HORIZONTAL	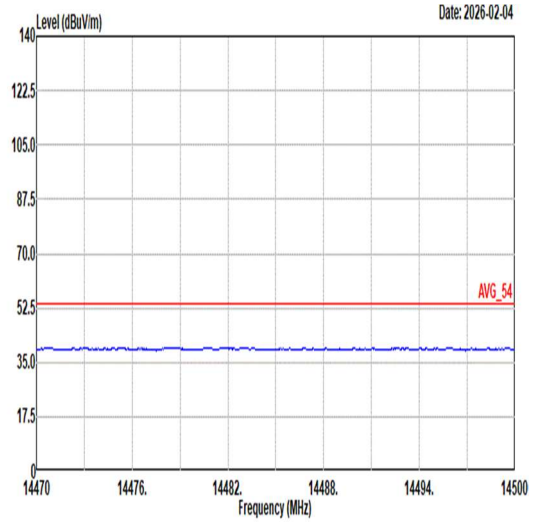 Site : 03CH11-HY Condition: AVG_54 3m 9120D_01620_250915 VERTICAL
17.7G ~18G Avg	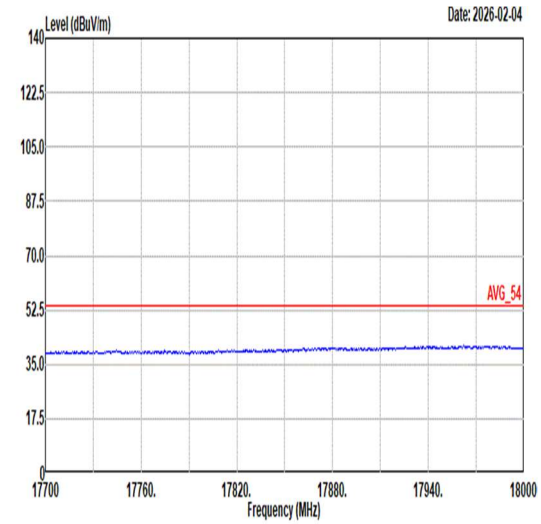 Site : 03CH11-HY Condition: AVG_54 3m 9120D_01620_250915 HORIZONTAL	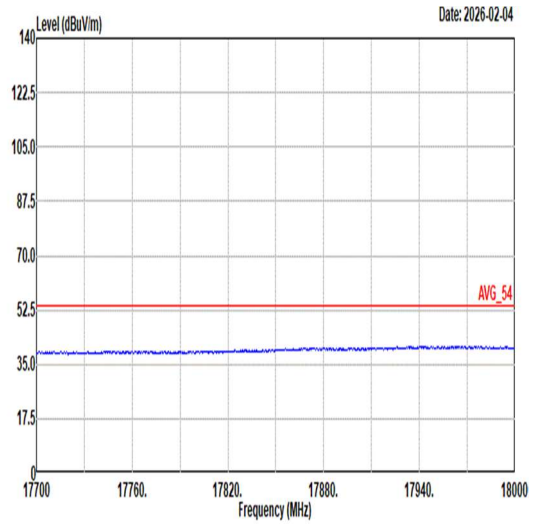 Site : 03CH11-HY Condition: AVG_54 3m 9120D_01620_250915 VERTICAL

Mode	11	
	Band Edge - L	
	2400-2483.5_802.11b_CH06_2437MHz	
ANT	6+7	
Pol.	Horizontal	Fundamental
Peak	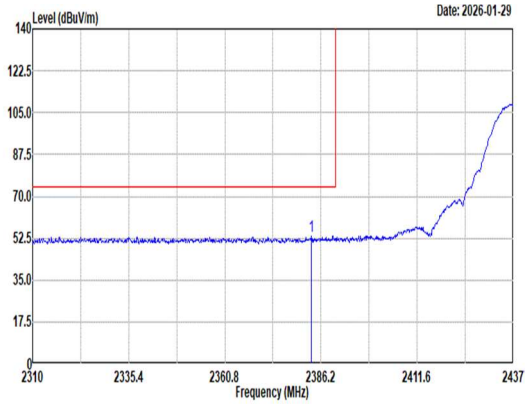 Site : 03CH11-HY Condition: PEAK_BE_74 3m 9120D_01620_250915 HORIZONTAL : RBW:1000.000kHz VBW:3000.000kHz SWT:Auto Freq Level Limit Line Margin Read Level Ant Factor Cable Loss Preamp Factor Aux Factor APos TPos Remark MHz dBuV/m dBuV/m dB dBuV dB/m dB dB dB cm deg 1 2383.66 53.45 74.00 -20.55 42.51 27.24 6.79 33.21 10.12 374 330 Peak	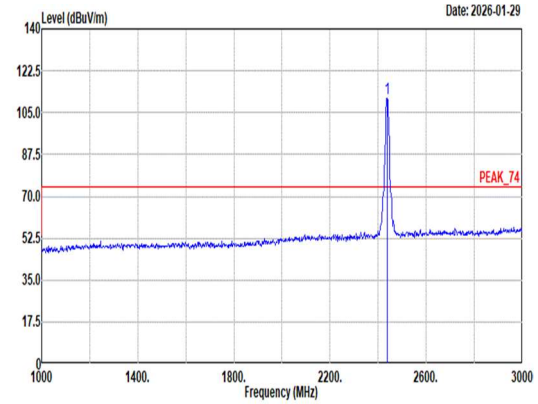 Site : 03CH11-HY Condition: PEAK_74 3m 9120D_01620_250915 HORIZONTAL : RBW:1000.000kHz VBW:3000.000kHz SWT:Auto Freq Level Limit Line Margin Read Level Ant Factor Cable Loss Preamp Factor Aux Factor APos TPos Remark MHz dBuV/m dBuV/m dB dBuV dB/m dB dB dB cm deg 1 2437.00 111.15 ------ ------ 99.85 27.50 6.84 33.16 10.12 374 330 Peak
Avg	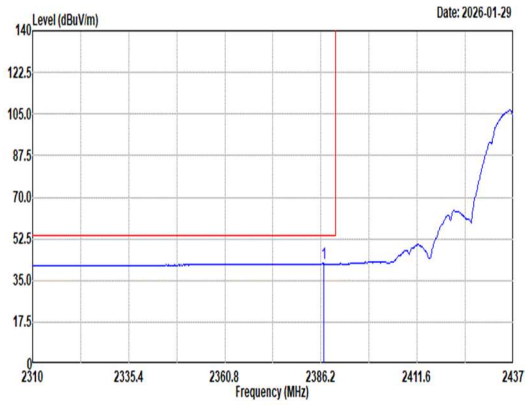 Site : 03CH11-HY Condition: AVG_BE_54 3m 9120D_01620_250915 HORIZONTAL : RBW:1000.000kHz VBW:0.010kHz SWT:Auto Freq Level Limit Line Margin Read Level Ant Factor Cable Loss Preamp Factor Aux Factor APos TPos Remark MHz dBuV/m dBuV/m dB dBuV dB/m dB dB dB cm deg 1 2386.96 42.03 54.00 -11.97 31.04 27.27 6.80 33.20 10.12 374 330 Average	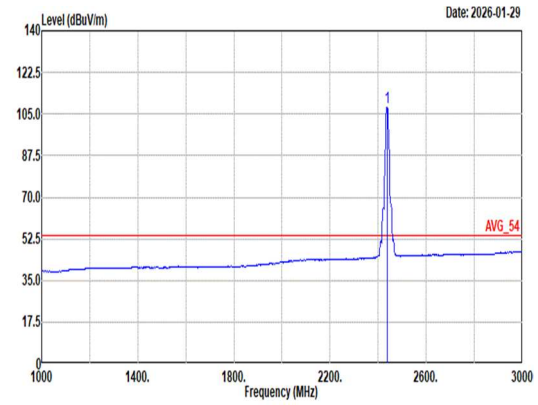 Site : 03CH11-HY Condition: AVG_54 3m 9120D_01620_250915 HORIZONTAL : RBW:1000.000kHz VBW:0.010kHz SWT:Auto Freq Level Limit Line Margin Read Level Ant Factor Cable Loss Preamp Factor Aux Factor APos TPos Remark MHz dBuV/m dBuV/m dB dBuV dB/m dB dB dB cm deg 1 2437.00 107.98 ------ ------ 96.68 27.50 6.84 33.16 10.12 374 330 Average

Mode	11	
	Band Edge - R	
	2400-2483.5_802.11b_CH06_2437MHz	
ANT	6+7	
Pol.	Horizontal	Fundamental
Peak	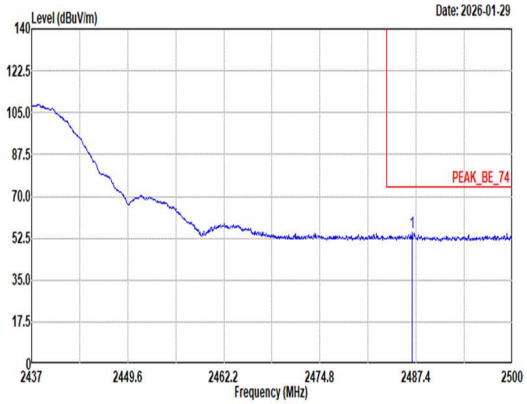 Site : 03CH11-HY Condition: PEAK_BE_74 3m 9120D_01620_250915 HORIZONTAL : RBW:1000.000kHz VBW:3000.000kHz SWT:Auto Limit Read Ant Cable Preamp Aux APos TPos Freq Level Line Margin Level Factor Loss Factor Factor Remark MHz dBuV/m dBuV/m dB dBuV dB/m dB dB dB cm deg 1 2486.83 54.79 74.00 -19.21 43.17 27.74 6.87 33.11 10.12 374 330 Peak	Blank
Avg	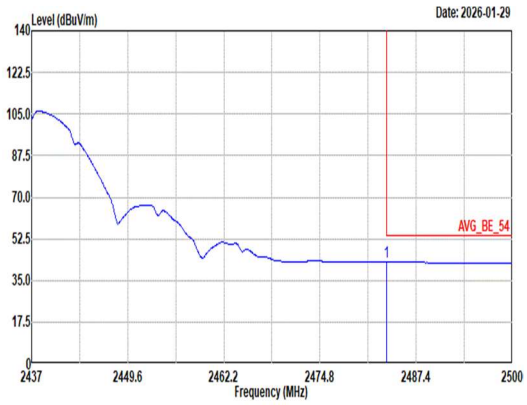 Site : 03CH11-HY Condition: AVG_BE_54 3m 9120D_01620_250915 HORIZONTAL : RBW:1000.000kHz VBW:0.010kHz SWT:Auto Limit Read Ant Cable Preamp Aux APos TPos Freq Level Line Margin Level Factor Loss Factor Factor Remark MHz dBuV/m dBuV/m dB dBuV dB/m dB dB dB cm deg 1 2483.56 42.84 54.00 -11.16 31.30 27.67 6.87 33.12 10.12 374 330 Average	Blank

Mode	11	
	Band Edge - L	
	2400-2483.5_802.11b_CH06_2437MHz	
ANT	6+7	
Pol.	Vertical	Fundamental
Peak	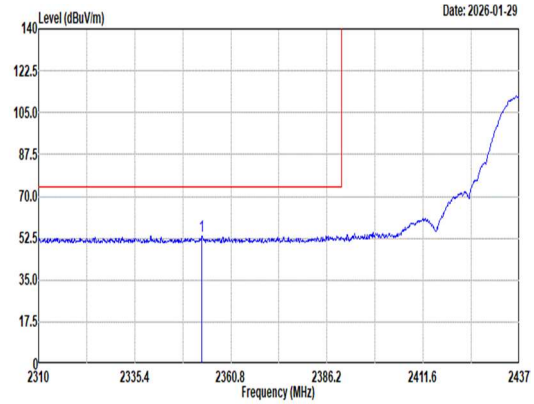 Site : 03CH11-HY Condition: PEAK_BE_74 3m 9120D_01620_250915 VERTICAL : RBW:1000.000kHz VBW:3000.000kHz SWT:Auto Freq Level Limit Line Margin Read Level Ant Factor Cable Loss Preamp Factor Aux Factor APos TPos Remark MHz dBuV/m dBuV/m dB dBuV dB/m dB dB dB cm deg 1 2353.18 53.56 74.00 -20.44 42.74 27.20 6.74 33.24 10.12 394 2 Peak	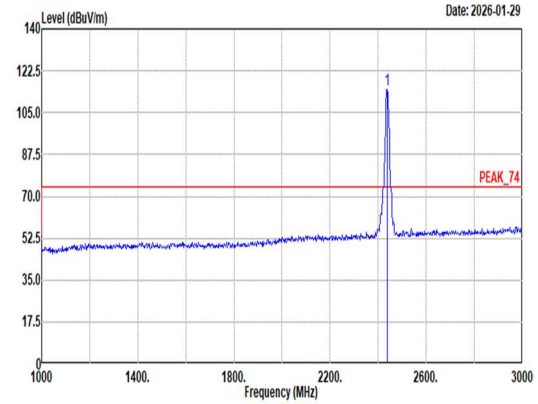 Site : 03CH11-HY Condition: PEAK_74 3m 9120D_01620_250915 VERTICAL : RBW:1000.000kHz VBW:3000.000kHz SWT:Auto Freq Level Limit Line Margin Read Level Ant Factor Cable Loss Preamp Factor Aux Factor APos TPos Remark MHz dBuV/m dBuV/m dB dBuV dB/m dB dB dB cm deg 1 2437.00 114.48 ------ ------ 103.18 27.50 6.84 33.16 10.12 394 2 Peak
Avg	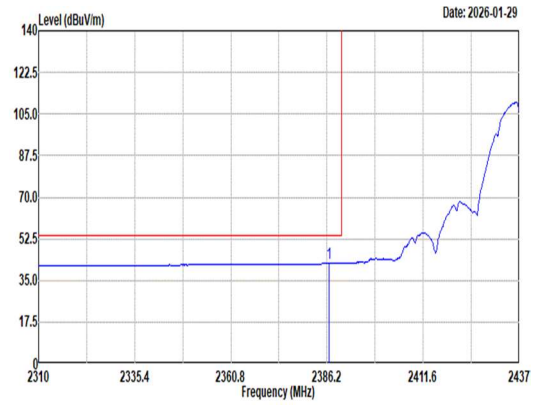 Site : 03CH11-HY Condition: AVG_BE_54 3m 9120D_01620_250915 VERTICAL : RBW:1000.000kHz VBW:0.010kHz SWT:Auto Freq Level Limit Line Margin Read Level Ant Factor Cable Loss Preamp Factor Aux Factor APos TPos Remark MHz dBuV/m dBuV/m dB dBuV dB/m dB dB dB cm deg 1 2386.84 42.46 54.00 -11.54 31.47 27.27 6.80 33.20 10.12 394 2 Average	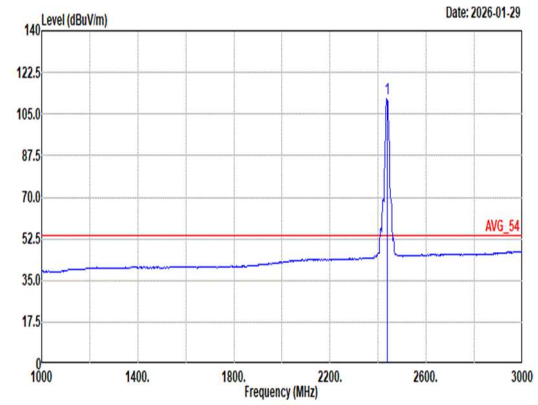 Site : 03CH11-HY Condition: AVG_54 3m 9120D_01620_250915 VERTICAL : RBW:1000.000kHz VBW:0.010kHz SWT:Auto Freq Level Limit Line Margin Read Level Ant Factor Cable Loss Preamp Factor Aux Factor APos TPos Remark MHz dBuV/m dBuV/m dB dBuV dB/m dB dB dB cm deg 1 2437.00 111.32 ------ ------ 100.02 27.50 6.84 33.16 10.12 394 2 Average

Mode	11	
	Band Edge - R	
	2400-2483.5_802.11b_CH06_2437MHz	
ANT	6+7	
Pol.	Vertical	Fundamental
Peak	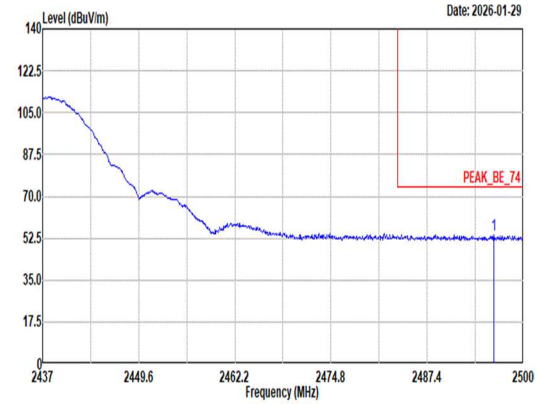 Site : 03CH11-HY Condition: PEAK_BE_74 3m 9120D_01620_250915 VERTICAL : RBW:1000.000kHz VBW:3000.000kHz SWT:Auto Limit Read Ant Cable Preamp Aux APos TPos Freq Level Line Margin Level Factor Loss Factor Factor Remark MHz dBuV/m dBuV/m dB dBuV dB/m dB dB dB cm deg 1 2496.09 54.12 74.00 -19.88 42.42 27.80 6.88 33.10 10.12 394 2 Peak	Blank
Avg	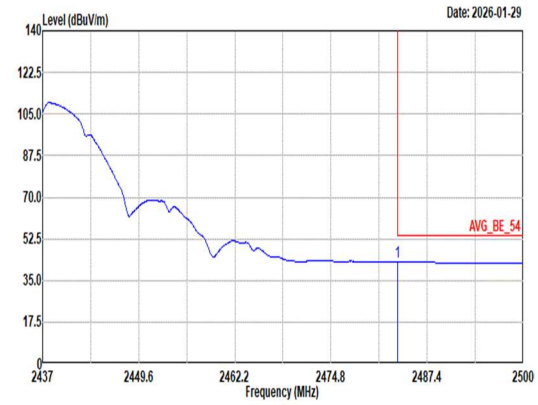 Site : 03CH11-HY Condition: AVG_BE_54 3m 9120D_01620_250915 VERTICAL : RBW:1000.000kHz VBW:0.010kHz SWT:Auto Limit Read Ant Cable Preamp Aux APos TPos Freq Level Line Margin Level Factor Loss Factor Factor Remark MHz dBuV/m dBuV/m dB dBuV dB/m dB dB dB cm deg 1 2483.56 42.86 54.00 -11.14 31.32 27.67 6.87 33.12 10.12 394 2 Average	Blank

Mode	11	
	Harmonic	
	2400-2483.5_802.11b_CH06_2437MHz	
ANT	6+7	
Pol.	Horizontal	Vertical
Peak Avg	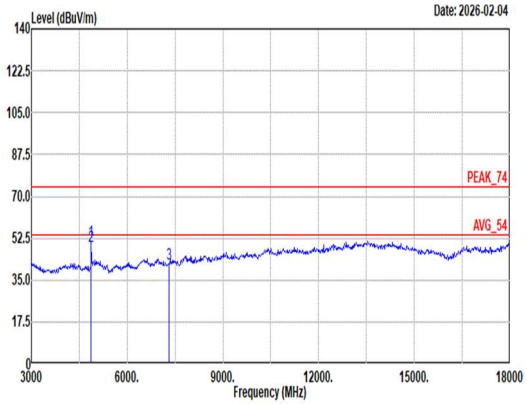 Site : 03CH11-HY Condition: PEAK_74 3m 9120D_01620_250915 HORIZONTAL Freq Level Limit Line Margin Read Level Ant Factor Cable Loss Preamp Factor Aux Factor APos TPos Remark MHz dBuV/m dBuV/m dB dBuV dB/m dB dB dB cm deg 1 4874.00 51.05 74.00 -22.95 73.98 32.60 10.64 67.12 0.95 150 9 Peak 2 4874.00 49.37 54.00 -4.63 72.30 32.60 10.64 67.12 0.95 150 9 Average 3 7311.00 41.63 74.00 -32.37 56.94 36.86 13.73 66.09 0.19 -- -- Peak	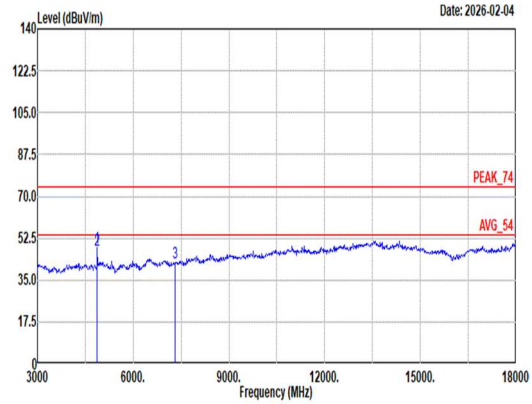 Site : 03CH11-HY Condition: PEAK_74 3m 9120D_01620_250915 VERTICAL Freq Level Limit Line Margin Read Level Ant Factor Cable Loss Preamp Factor Aux Factor APos TPos Remark MHz dBuV/m dBuV/m dB dBuV dB/m dB dB dB cm deg 1 4874.00 48.60 74.00 -25.40 71.53 32.60 10.64 67.12 0.95 100 90 Peak 2 4874.00 47.57 54.00 -6.43 70.50 32.60 10.64 67.12 0.95 100 90 Average 3 7311.00 42.40 74.00 -31.60 57.71 36.86 13.73 66.09 0.19 -- -- Peak

Mode	11	
	Harmonic	
	2400-2483.5_802.11b_CH06_2437MHz	
ANT	6+7	
Pol.	Horizontal	Vertical
14.47G ~14.5G Avg	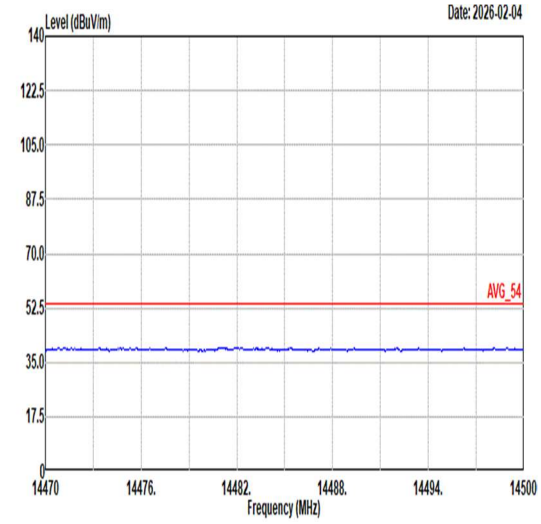 Site : 03CH11-HY Condition: AVG_54 3m 9120D_01620_250915 HORIZONTAL	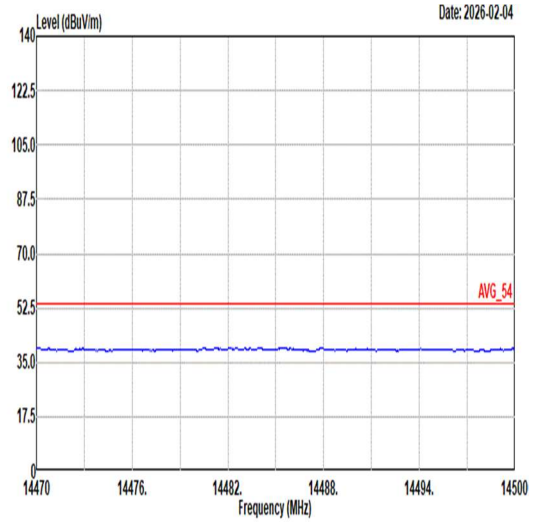 Site : 03CH11-HY Condition: AVG_54 3m 9120D_01620_250915 VERTICAL
17.7G ~18G Avg	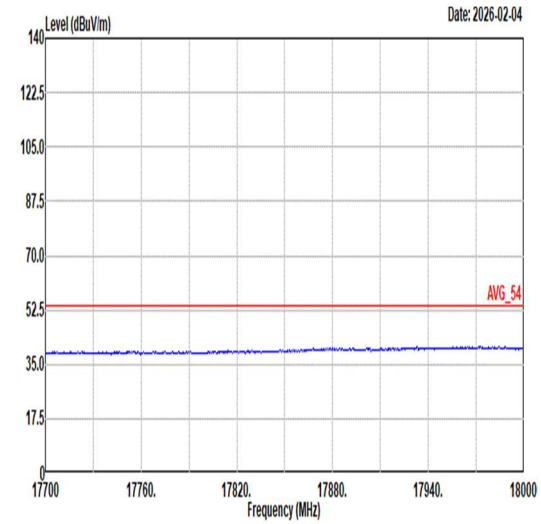 Site : 03CH11-HY Condition: AVG_54 3m 9120D_01620_250915 HORIZONTAL	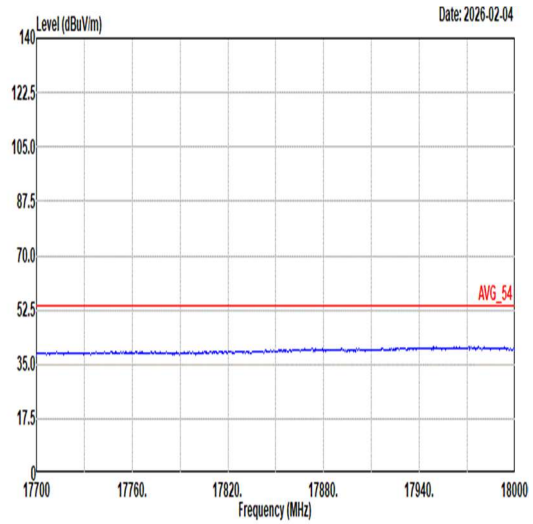 Site : 03CH11-HY Condition: AVG_54 3m 9120D_01620_250915 VERTICAL

Mode	12	
	Band Edge	
	2400-2483.5_802.11b_CH11_2462MHz	
ANT	6+7	
Pol.	Horizontal	Fundamental
Peak	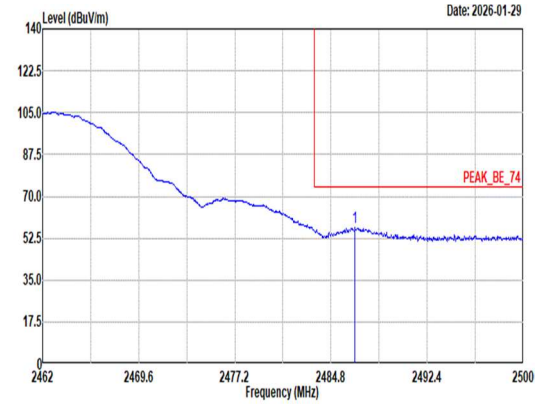 Site : 03CH11-HY Condition: PEAK_BE_74 3m 9120D_01620_250915 HORIZONTAL : RBW:1000.000kHz VBW:3000.000kHz SWT:Auto Freq Level Limit Line Margin Read Level Ant Factor Cable Loss Preamp Factor Aux Factor APos TPos Remark MHz dBuV/m dBuV/m dB dBuV dB/m dB dB dB cm deg 1 2486.70 57.06 74.00 -16.94 45.45 27.73 6.87 33.11 10.12 284 337 Peak	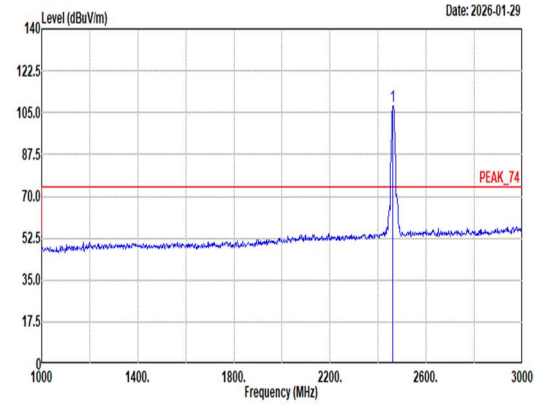 Site : 03CH11-HY Condition: PEAK_74 3m 9120D_01620_250915 HORIZONTAL : RBW:1000.000kHz VBW:3000.000kHz SWT:Auto Freq Level Limit Line Margin Read Level Ant Factor Cable Loss Preamp Factor Aux Factor APos TPos Remark MHz dBuV/m dBuV/m dB dBuV dB/m dB dB dB cm deg 1 2462.00 107.94 ------ ------ 96.57 27.52 6.86 33.13 10.12 284 337 Peak
Avg	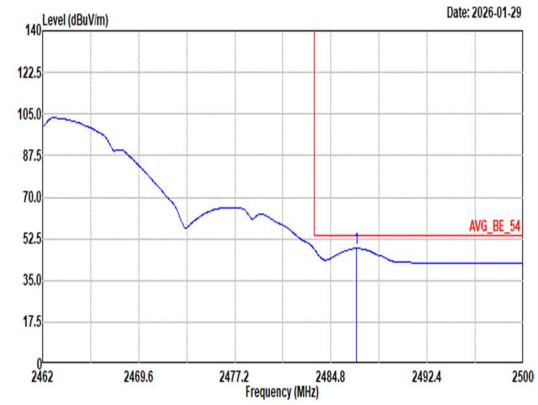 Site : 03CH11-HY Condition: AVG_BE_54 3m 9120D_01620_250915 HORIZONTAL : RBW:1000.000kHz VBW:0.010kHz SWT:Auto Freq Level Limit Line Margin Read Level Ant Factor Cable Loss Preamp Factor Aux Factor APos TPos Remark MHz dBuV/m dBuV/m dB dBuV dB/m dB dB dB cm deg 1 2486.78 48.50 54.00 -5.50 36.88 27.74 6.87 33.11 10.12 284 337 Average	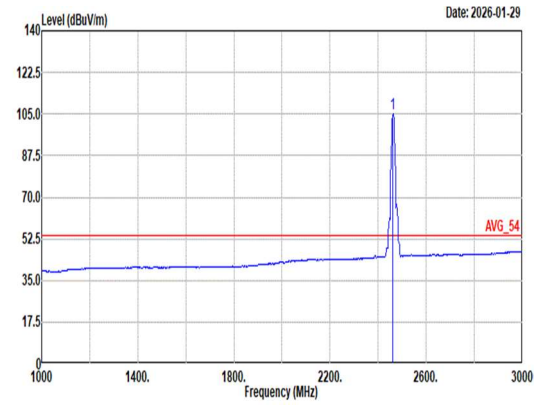 Site : 03CH11-HY Condition: AVG_54 3m 9120D_01620_250915 HORIZONTAL : RBW:1000.000kHz VBW:0.010kHz SWT:Auto Freq Level Limit Line Margin Read Level Ant Factor Cable Loss Preamp Factor Aux Factor APos TPos Remark MHz dBuV/m dBuV/m dB dBuV dB/m dB dB dB cm deg 1 2462.00 104.89 ------ ------ 93.50 27.54 6.86 33.13 10.12 284 337 Average

Mode	12	
	Band Edge	
	2400-2483.5_802.11b_CH11_2462MHz	
ANT	6+7	
Pol.	Vertical	Fundamental
Peak	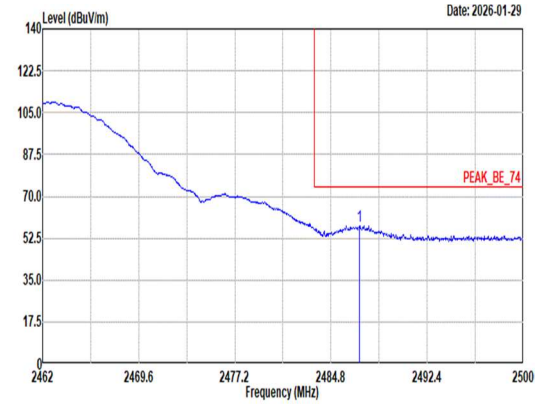 Site : 03CH11-HY Condition: PEAK_BE_74 3m 9120D_01620_250915 VERTICAL : RBW:1000.000kHz VBW:3000.000kHz SWT:Auto Freq Level Limit Line Margin Read Level Ant Factor Cable Loss Preamp Factor Aux Factor APos TPos Remark MHz dBuV/m dBuV/m dB dBuV dB/m dB dB dB cm deg 1 2487.04 57.72 74.00 -16.28 46.10 27.74 6.87 33.11 10.12 300 324 Peak	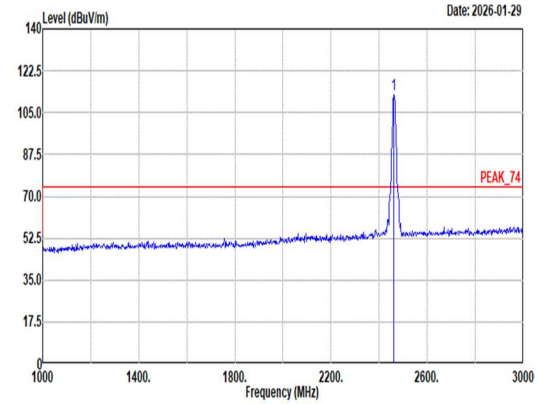 Site : 03CH11-HY Condition: PEAK_74 3m 9120D_01620_250915 VERTICAL : RBW:1000.000kHz VBW:3000.000kHz SWT:Auto Freq Level Limit Line Margin Read Level Ant Factor Cable Loss Preamp Factor Aux Factor APos TPos Remark MHz dBuV/m dBuV/m dB dBuV dB/m dB dB dB cm deg 1 2462.00 112.62 ------ ------ 101.25 27.52 6.86 33.13 10.12 300 324 Peak
Avg	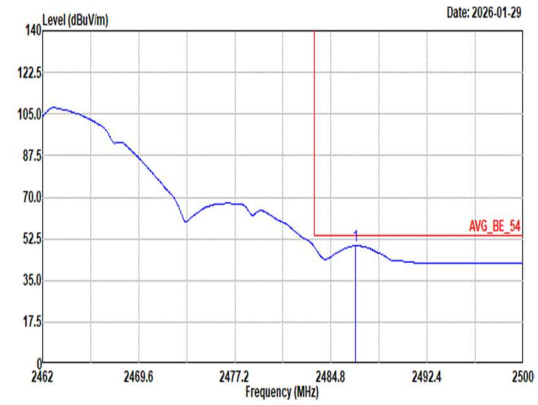 Site : 03CH11-HY Condition: AVG_BE_54 3m 9120D_01620_250915 VERTICAL : RBW:1000.000kHz VBW:0.010kHz SWT:Auto Freq Level Limit Line Margin Read Level Ant Factor Cable Loss Preamp Factor Aux Factor APos TPos Remark MHz dBuV/m dBuV/m dB dBuV dB/m dB dB dB cm deg 1 2486.74 49.69 54.00 -4.31 38.08 27.73 6.87 33.11 10.12 300 324 Average	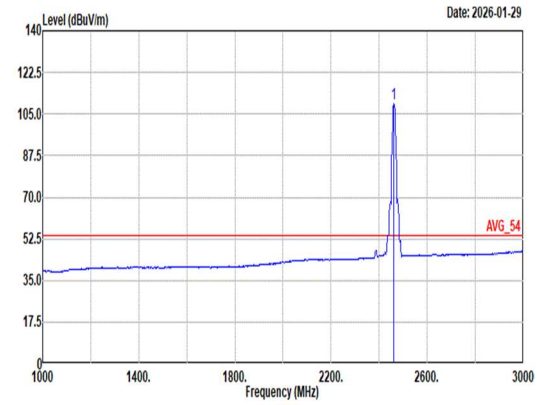 Site : 03CH11-HY Condition: AVG_54 3m 9120D_01620_250915 VERTICAL : RBW:1000.000kHz VBW:0.010kHz SWT:Auto Freq Level Limit Line Margin Read Level Ant Factor Cable Loss Preamp Factor Aux Factor APos TPos Remark MHz dBuV/m dBuV/m dB dBuV dB/m dB dB dB cm deg 1 2462.00 109.49 ------ ------ 98.12 27.52 6.86 33.13 10.12 300 324 Average

Mode	12	
	Harmonic	
	2400-2483.5_802.11b_CH11_2462MHz	
ANT	6+7	
Pol.	Horizontal	Vertical
Peak Avg	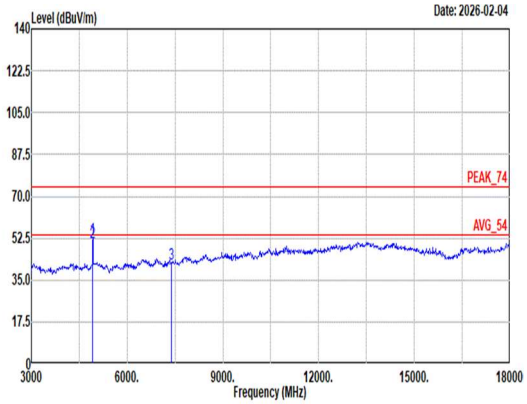 Site : 03CH11-HY Condition: PEAK_74 3m 9120D_01620_250915 HORIZONTAL Freq Level Limit Line Margin Read Level Ant Factor Cable Loss Preamp Factor Aux Factor APos TPos Remark MHz dBuV/m dBuV/m dB dBuV dB/m dB dB dB cm deg 1 4924.00 52.19 74.00 -21.81 74.66 32.80 10.85 67.08 0.96 150 11 Peak 2 4924.00 50.65 54.00 -3.35 73.12 32.80 10.85 67.08 0.96 150 11 Average 3 7386.00 41.87 74.00 -32.13 57.63 36.41 13.79 66.15 0.19 -- -- Peak	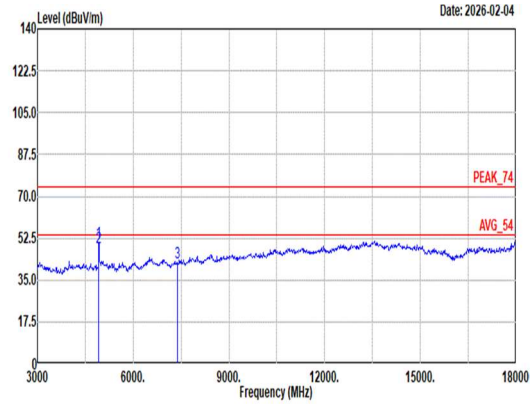 Site : 03CH11-HY Condition: PEAK_74 3m 9120D_01620_250915 VERTICAL Freq Level Limit Line Margin Read Level Ant Factor Cable Loss Preamp Factor Aux Factor APos TPos Remark MHz dBuV/m dBuV/m dB dBuV dB/m dB dB dB cm deg 1 4924.00 50.51 74.00 -23.49 72.98 32.80 10.85 67.08 0.96 100 90 Peak 2 4924.00 48.67 54.00 -5.33 71.14 32.80 10.85 67.08 0.96 100 90 Average 3 7386.00 42.10 74.00 -31.90 57.86 36.41 13.79 66.15 0.19 -- -- Peak

Mode	12	
	Harmonic	
	2400-2483.5_802.11b_CH11_2462MHz	
ANT	6+7	
Pol.	Horizontal	Vertical
14.47G ~14.5G Avg	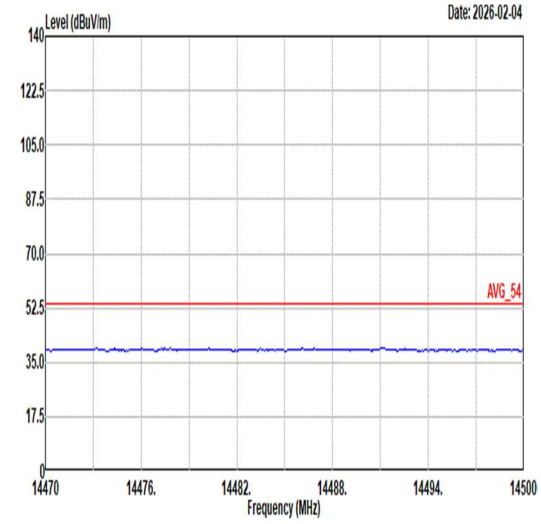 Site : 03CH11-HY Condition: AVG_54 3m 9120D_01620_250915 HORIZONTAL	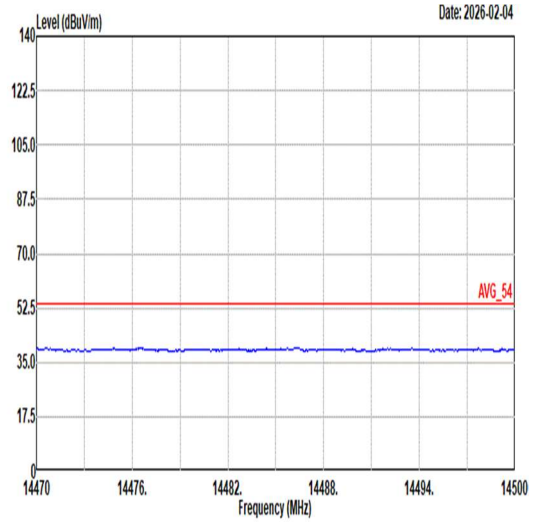 Site : 03CH11-HY Condition: AVG_54 3m 9120D_01620_250915 VERTICAL
17.7G ~18G Avg	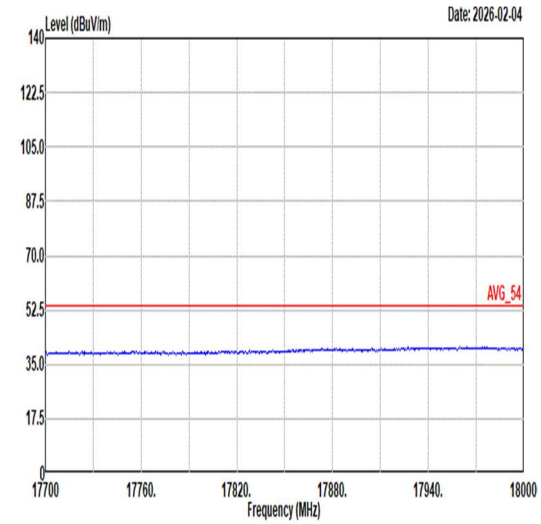 Site : 03CH11-HY Condition: AVG_54 3m 9120D_01620_250915 HORIZONTAL	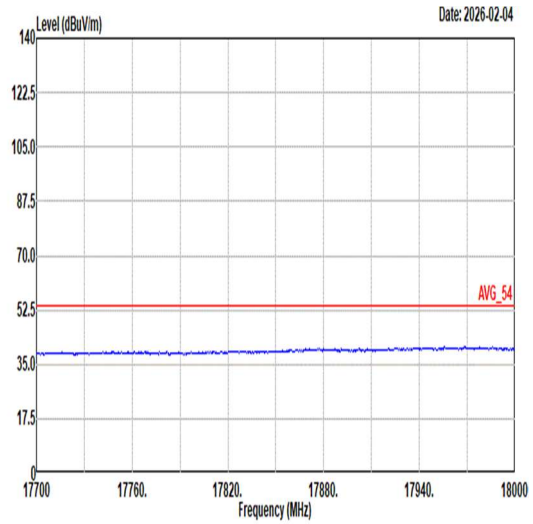 Site : 03CH11-HY Condition: AVG_54 3m 9120D_01620_250915 VERTICAL

Mode	13	
	Band Edge	
	2400-2483.5_802.11g_CH01_2412MHz	
ANT	6+7	
Pol.	Horizontal	Fundamental
Peak	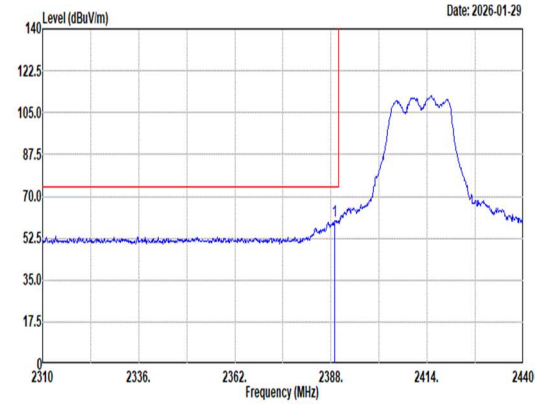 Site : 03CH11-HY Condition: PEAK_BE_74 3m 9120D_01620_250915 HORIZONTAL : RBW:1000.000kHz VBW:3000.000kHz SWT:Auto Freq Level Limit Line Margin Read Level Ant Factor Cable Loss Preamp Factor Aux Factor APos TPos Remark MHz dBuV/m dBuV/m dB dBuV dB/m dB dB dB cm deg 1 2389.04 59.94 74.00 -14.06 48.93 27.29 6.80 33.20 10.12 213 57 Peak	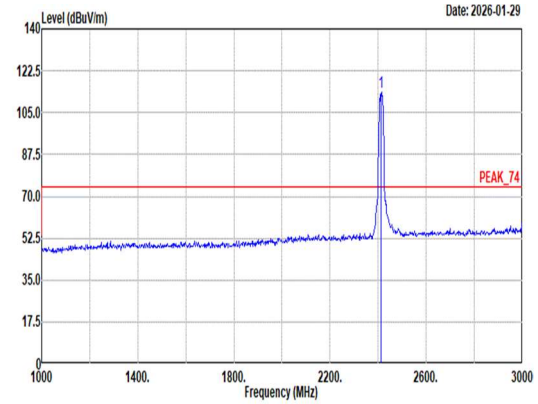 Site : 03CH11-HY Condition: PEAK_74 3m 9120D_01620_250915 HORIZONTAL : RBW:1000.000kHz VBW:3000.000kHz SWT:Auto Freq Level Limit Line Margin Read Level Ant Factor Cable Loss Preamp Factor Aux Factor APos TPos Remark MHz dBuV/m dBuV/m dB dBuV dB/m dB dB dB cm deg 1 2412.00 113.66 ------ ------ 102.49 27.40 6.83 33.18 10.12 213 57 Peak
Avg	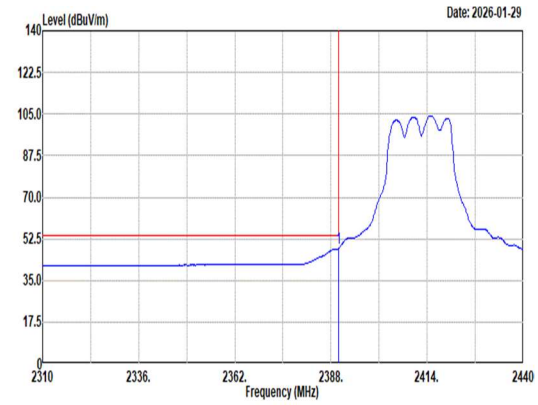 Site : 03CH11-HY Condition: AVG_BE_54 3m 9120D_01620_250915 HORIZONTAL : RBW:1000.000kHz VBW:0.010kHz SWT:Auto Freq Level Limit Line Margin Read Level Ant Factor Cable Loss Preamp Factor Aux Factor APos TPos Remark MHz dBuV/m dBuV/m dB dBuV dB/m dB dB dB cm deg 1 2389.95 48.46 54.00 -5.54 37.44 27.30 6.80 33.20 10.12 213 57 Average	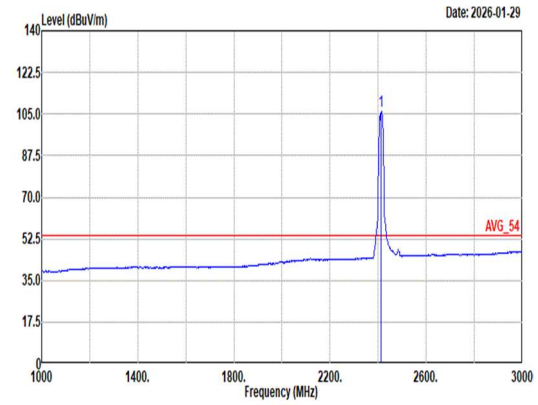 Site : 03CH11-HY Condition: AVG_54 3m 9120D_01620_250915 HORIZONTAL : RBW:1000.000kHz VBW:0.010kHz SWT:Auto Freq Level Limit Line Margin Read Level Ant Factor Cable Loss Preamp Factor Aux Factor APos TPos Remark MHz dBuV/m dBuV/m dB dBuV dB/m dB dB dB cm deg 1 2412.00 105.96 ------ ------ 94.79 27.40 6.83 33.18 10.12 213 57 Average

Mode	13	
	Band Edge	
	2400-2483.5_802.11g_CH01_2412MHz	
ANT	6+7	
Pol.	Vertical	Fundamental
Peak	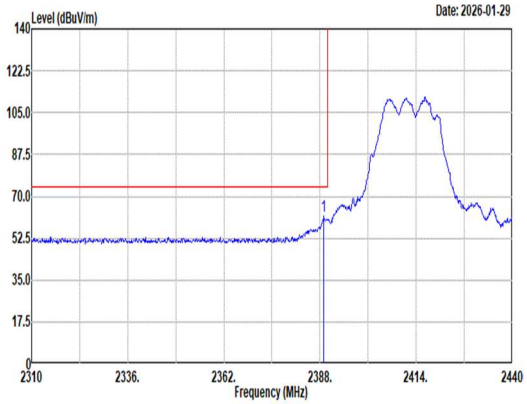 Site : 03CH11-HY Condition: PEAK_BE_74 3m 9120D_01620_250915 VERTICAL : RBW:1000.000kHz VBW:3000.000kHz SWT:Auto Freq Level Limit Line Margin Read Level Ant Factor Cable Loss Preamp Factor Aux Factor APos TPos Remark MHz dBuV/m dBuV/m dB dBuV dB/m dB dB dB cm deg 1 2389.04 62.00 74.00 -12.00 50.99 27.29 6.80 33.20 10.12 300 350 Peak	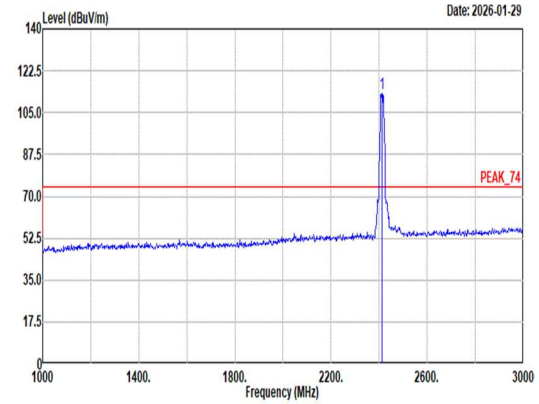 Site : 03CH11-HY Condition: PEAK_74 3m 9120D_01620_250915 VERTICAL : RBW:1000.000kHz VBW:3000.000kHz SWT:Auto Freq Level Limit Line Margin Read Level Ant Factor Cable Loss Preamp Factor Aux Factor APos TPos Remark MHz dBuV/m dBuV/m dB dBuV dB/m dB dB dB cm deg 1 2412.00 113.07 ------ ------ 101.90 27.40 6.83 33.18 10.12 300 350 Peak
Avg	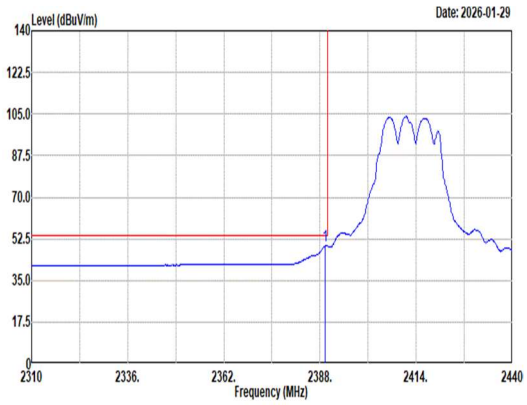 Site : 03CH11-HY Condition: AVG_BE_54 3m 9120D_01620_250915 VERTICAL : RBW:1000.000kHz VBW:0.010kHz SWT:Auto Freq Level Limit Line Margin Read Level Ant Factor Cable Loss Preamp Factor Aux Factor APos TPos Remark MHz dBuV/m dBuV/m dB dBuV dB/m dB dB dB cm deg 1 2389.43 49.44 54.00 -4.56 38.43 27.29 6.80 33.20 10.12 300 350 Average	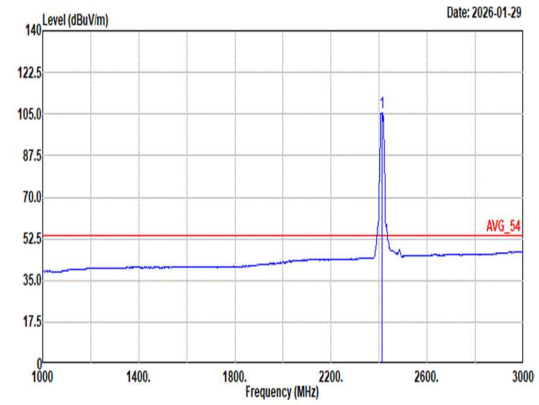 Site : 03CH11-HY Condition: AVG_54 3m 9120D_01620_250915 VERTICAL : RBW:1000.000kHz VBW:0.010kHz SWT:Auto Freq Level Limit Line Margin Read Level Ant Factor Cable Loss Preamp Factor Aux Factor APos TPos Remark MHz dBuV/m dBuV/m dB dBuV dB/m dB dB dB cm deg 1 2412.00 105.43 ------ ------ 94.26 27.40 6.83 33.18 10.12 300 350 Average

Mode	13	
	Harmonic	
	2400-2483.5_802.11g_CH01_2412MHz	
ANT	6+7	
Pol.	Horizontal	Vertical
Peak Avg	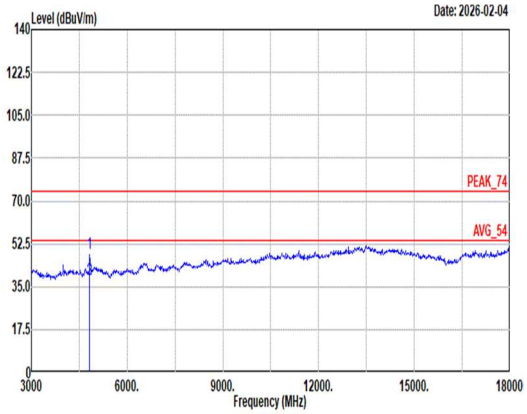 Site : 03CH11-HY Condition: PEAK_74 3m 9120D_01620_250915 HORIZONTAL Freq Level Limit Line Margin Read Level Ant Factor Cable Loss Preamp Factor Aux Factor APos TPos Remark MHz dBuV/m dBuV/m dB dBuV dB/m dB dB dB cm deg 1 4824.00 48.54 74.00 -25.46 71.92 32.40 10.42 67.15 0.95 100 10 Peak 2 4824.00 37.97 54.00 -16.03 61.35 32.40 10.42 67.15 0.95 100 10 Average	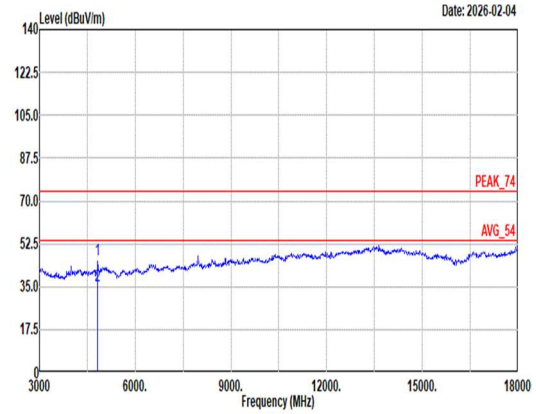 Site : 03CH11-HY Condition: PEAK_74 3m 9120D_01620_250915 VERTICAL Freq Level Limit Line Margin Read Level Ant Factor Cable Loss Preamp Factor Aux Factor APos TPos Remark MHz dBuV/m dBuV/m dB dBuV dB/m dB dB dB cm deg 1 4824.00 45.85 74.00 -28.15 69.23 32.40 10.42 67.15 0.95 100 66 Peak 2 4824.00 35.48 54.00 -18.52 58.86 32.40 10.42 67.15 0.95 100 66 Average

Mode	13	
	Harmonic	
	2400-2483.5_802.11g_CH01_2412MHz	
ANT	6+7	
Pol.	Horizontal	Vertical
14.47G ~14.5G Avg	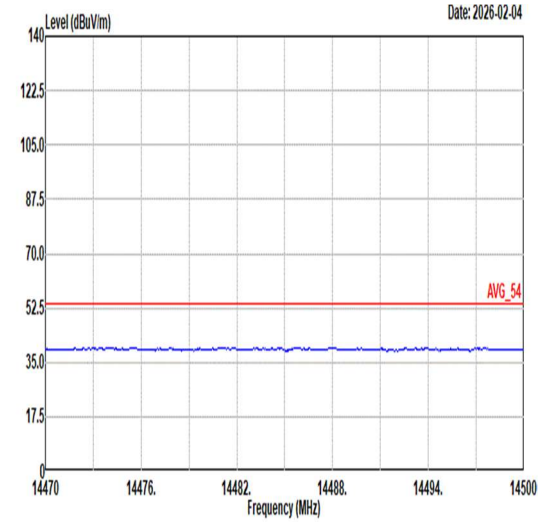 Site : 03CH11-HY Condition: AVG_54 3m 9120D_01620_250915 HORIZONTAL	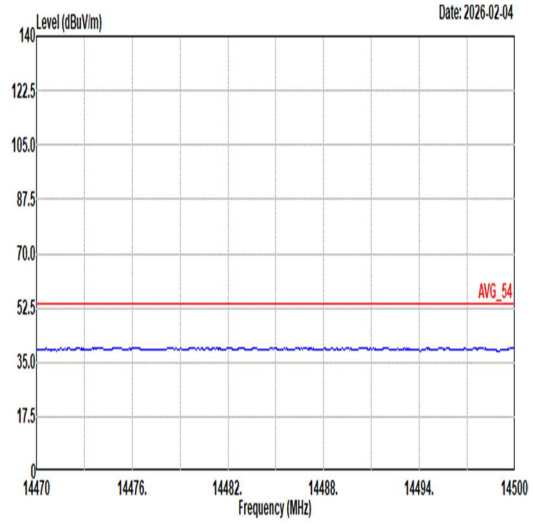 Site : 03CH11-HY Condition: AVG_54 3m 9120D_01620_250915 VERTICAL
17.7G ~18G Avg	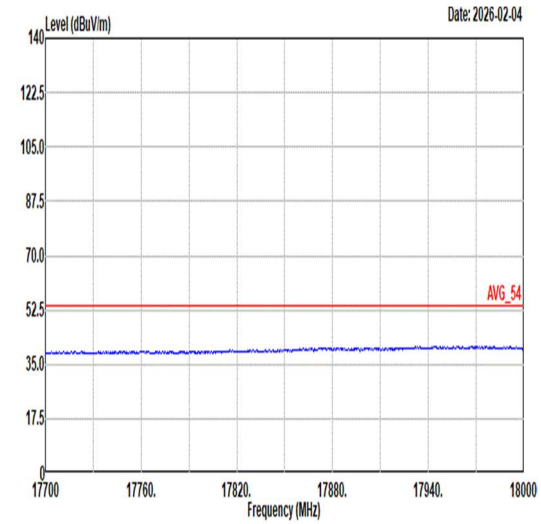 Site : 03CH11-HY Condition: AVG_54 3m 9120D_01620_250915 HORIZONTAL	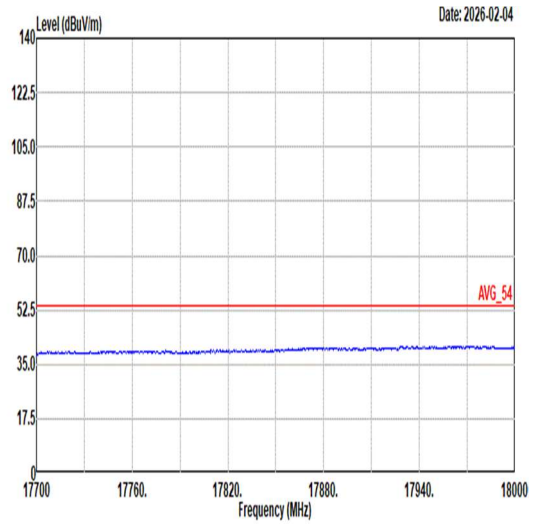 Site : 03CH11-HY Condition: AVG_54 3m 9120D_01620_250915 VERTICAL

Mode	14	
	Band Edge - L	
	2400-2483.5_802.11g_CH06_2437MHz	
ANT	6+7	
Pol.	Horizontal	Fundamental
Peak	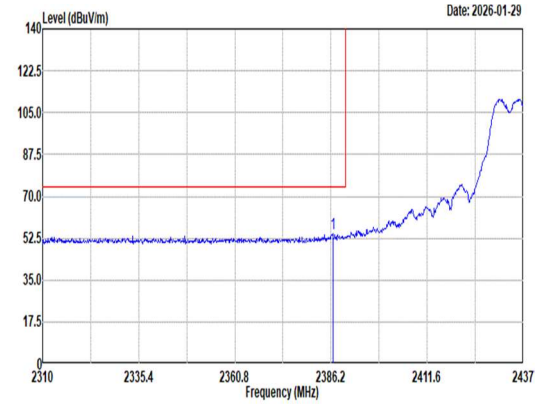 Site : 03CH11-HY Condition: PEAK_BE_74 3m 9120D_01620_250915 HORIZONTAL : RBW:1000.000kHz VBW:3000.000kHz SWT:Auto Freq Level Limit Line Margin Read Level Ant Factor Cable Loss Preamp Factor Aux Factor APos TPos Remark MHz dBuV/m dBuV/m dB dBuV dB/m dB dB dB cm deg 1 2386.71 54.63 74.00 -19.37 43.64 27.27 6.80 33.20 10.12 200 53 Peak	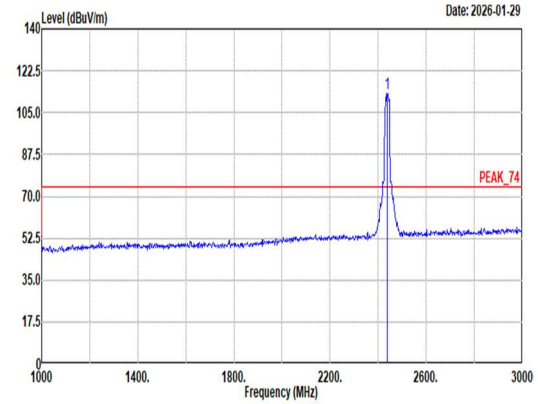 Site : 03CH11-HY Condition: PEAK_74 3m 9120D_01620_250915 HORIZONTAL : RBW:1000.000kHz VBW:3000.000kHz SWT:Auto Freq Level Limit Line Margin Read Level Ant Factor Cable Loss Preamp Factor Aux Factor APos TPos Remark MHz dBuV/m dBuV/m dB dBuV dB/m dB dB dB cm deg 1 2437.00 112.91 ------ ------ 101.61 27.50 6.84 33.16 10.12 200 53 Peak
Avg	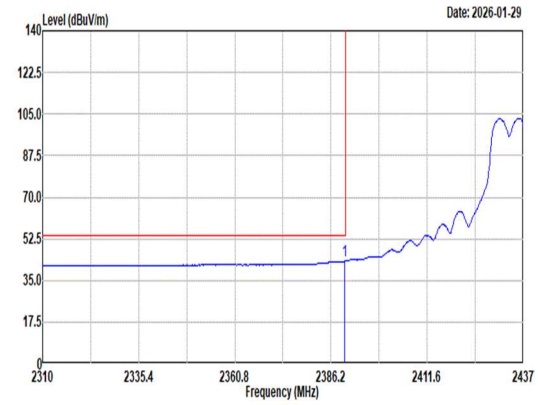 Site : 03CH11-HY Condition: AVG_BE_54 3m 9120D_01620_250915 HORIZONTAL : RBW:1000.000kHz VBW:0.010kHz SWT:Auto Freq Level Limit Line Margin Read Level Ant Factor Cable Loss Preamp Factor Aux Factor APos TPos Remark MHz dBuV/m dBuV/m dB dBuV dB/m dB dB dB cm deg 1 2389.88 43.12 54.00 -10.88 32.10 27.30 6.80 33.20 10.12 200 53 Average	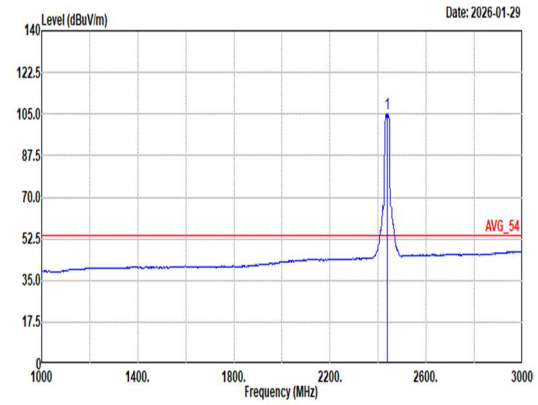 Site : 03CH11-HY Condition: AVG_54 3m 9120D_01620_250915 HORIZONTAL : RBW:1000.000kHz VBW:0.010kHz SWT:Auto Freq Level Limit Line Margin Read Level Ant Factor Cable Loss Preamp Factor Aux Factor APos TPos Remark MHz dBuV/m dBuV/m dB dBuV dB/m dB dB dB cm deg 1 2437.00 105.30 ------ ------ 94.00 27.50 6.84 33.16 10.12 200 53 Average

Mode	14	
	Band Edge - R	
	2400-2483.5_802.11g_CH06_2437MHz	
ANT	6+7	
Pol.	Horizontal	Fundamental
Peak	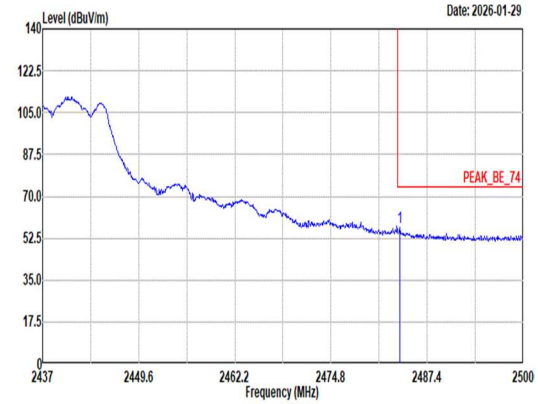 Site : 03CH11-HY Condition: PEAK_BE_74 3m 9120D_01620_250915 HORIZONTAL : RBW:1000.000kHz VBW:3000.000kHz SWT:Auto Limit Read Ant Cable Preamp Aux APos TPos Freq Level Line Margin Level Factor Loss Factor Factor Remark MHz dBuV/m dBuV/m dB dBuV dB/m dB dB dB cm deg 1 2483.81 57.29 74.00 -16.71 45.73 27.68 6.87 33.11 10.12 200 53 Peak	Blank
Avg	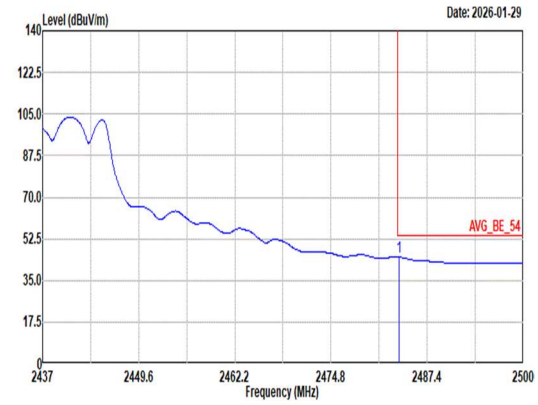 Site : 03CH11-HY Condition: AVG_BE_54 3m 9120D_01620_250915 HORIZONTAL : RBW:1000.000kHz VBW:0.010kHz SWT:Auto Limit Read Ant Cable Preamp Aux APos TPos Freq Level Line Margin Level Factor Loss Factor Factor Remark MHz dBuV/m dBuV/m dB dBuV dB/m dB dB dB cm deg 1 2483.75 44.85 54.00 -9.15 33.30 27.67 6.87 33.11 10.12 200 53 Average	Blank

Mode	14	
	Band Edge - L	
	2400-2483.5_802.11g_CH06_2437MHz	
ANT	6+7	
Pol.	Vertical	Fundamental
Peak	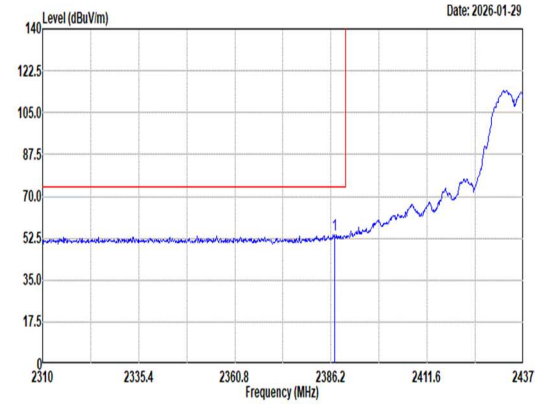 Site : 03CH11-HY Condition: PEAK_BE_74 3m 9120D_01620_250915 VERTICAL : RBW:1000.000kHz VBW:3000.000kHz SWT:Auto Freq Level Limit Line Margin Read Level Ant Factor Cable Loss Preamp Factor Aux Factor APos TPos Remark MHz dBuV/m dBuV/m dB dBuV dB/m dB dB dB cm deg 1 2387.22 53.92 74.00 -20.08 42.93 27.27 6.80 33.20 10.12 394 360 Peak	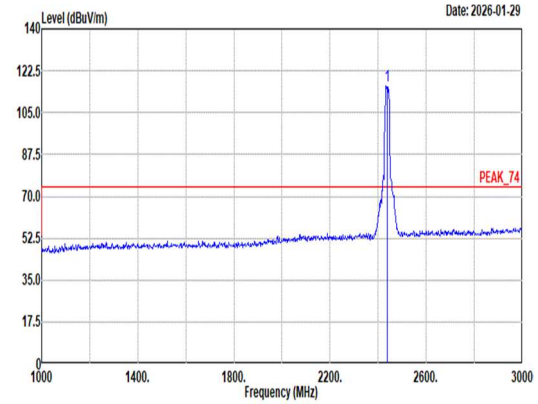 Site : 03CH11-HY Condition: PEAK_74 3m 9120D_01620_250915 VERTICAL : RBW:1000.000kHz VBW:3000.000kHz SWT:Auto Freq Level Limit Line Margin Read Level Ant Factor Cable Loss Preamp Factor Aux Factor APos TPos Remark MHz dBuV/m dBuV/m dB dBuV dB/m dB dB dB cm deg 1 2437.00 116.23 ------ ------ 104.93 27.50 6.84 33.16 10.12 394 360 Peak
Avg	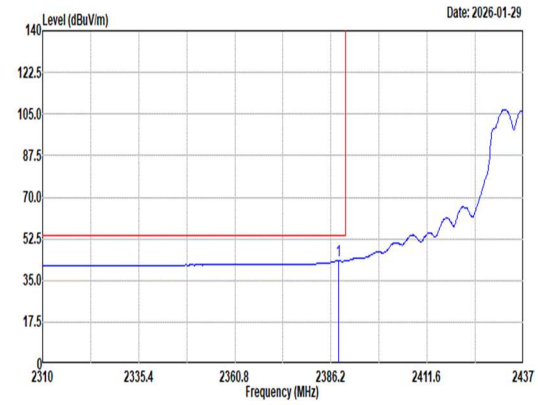 Site : 03CH11-HY Condition: AVG_BE_54 3m 9120D_01620_250915 VERTICAL : RBW:1000.000kHz VBW:0.010kHz SWT:Auto Freq Level Limit Line Margin Read Level Ant Factor Cable Loss Preamp Factor Aux Factor APos TPos Remark MHz dBuV/m dBuV/m dB dBuV dB/m dB dB dB cm deg 1 2388.11 43.21 54.00 -10.79 32.21 27.28 6.80 33.20 10.12 394 360 Average	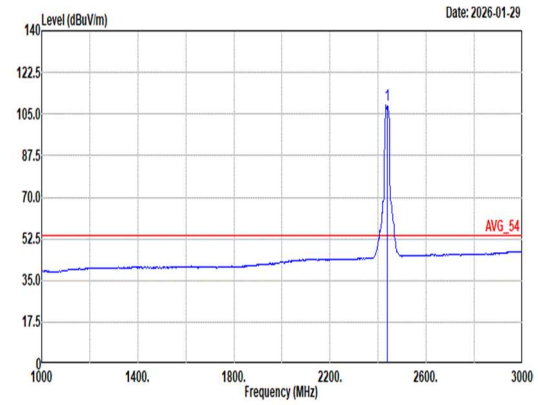 Site : 03CH11-HY Condition: AVG_54 3m 9120D_01620_250915 VERTICAL : RBW:1000.000kHz VBW:0.010kHz SWT:Auto Freq Level Limit Line Margin Read Level Ant Factor Cable Loss Preamp Factor Aux Factor APos TPos Remark MHz dBuV/m dBuV/m dB dBuV dB/m dB dB dB cm deg 1 2437.00 108.63 ------ ------ 97.33 27.50 6.84 33.16 10.12 394 360 Average

Mode	14	
	Band Edge - R	
	2400-2483.5_802.11g_CH06_2437MHz	
ANT	6+7	
Pol.	Vertical	Fundamental
Peak	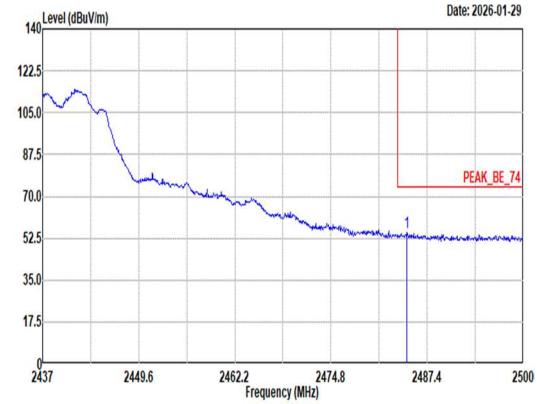 Site : 03CH11-HY Condition: PEAK_BE_74 3m 9120D_01620_250915 VERTICAL : RBW:1000.000kHz VBW:3000.000kHz SWT:Auto Limit Read Ant Cable Preamp Aux APos TPos Freq Level Line Margin Level Factor Loss Factor Factor Remark MHz dBuV/m dBuV/m dB dBuV dB/m dB dB dB cm deg 1 2484.69 54.95 74.00 -19.05 43.38 27.69 6.87 33.11 10.12 394 360 Peak	Blank
Avg	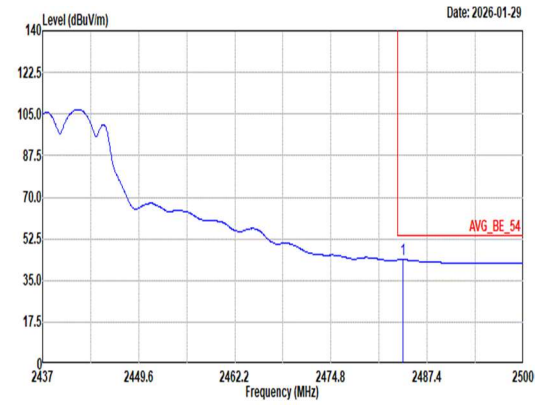 Site : 03CH11-HY Condition: AVG_BE_54 3m 9120D_01620_250915 VERTICAL : RBW:1000.000kHz VBW:0.010kHz SWT:Auto Limit Read Ant Cable Preamp Aux APos TPos Freq Level Line Margin Level Factor Loss Factor Factor Remark MHz dBuV/m dBuV/m dB dBuV dB/m dB dB dB cm deg 1 2484.19 43.75 54.00 -10.25 32.19 27.68 6.87 33.11 10.12 394 360 Average	Blank

Mode	14	
	Harmonic	
	2400-2483.5_802.11g_CH06_2437MHz	
ANT	6+7	
Pol.	Horizontal	Vertical
Peak Avg	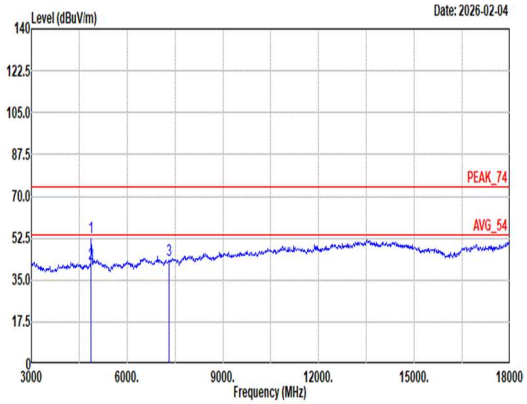 Site : 03CH11-HY Condition: PEAK_74 3m 9120D_01620_250915 HORIZONTAL Freq Level Limit Line Margin Read Level Ant Factor Cable Loss Preamp Factor Aux Factor APos TPos Remark MHz dBuV/m dBuV/m dB dBuV dB/m dB dB dB cm deg 1 4874.00 52.68 74.00 -21.32 75.61 32.60 10.64 67.12 0.95 113 12 Peak 2 4874.00 41.56 54.00 -12.44 64.49 32.60 10.64 67.12 0.95 113 12 Average 3 7311.00 43.20 74.00 -30.80 58.51 36.86 13.73 66.09 0.19 -- -- Peak	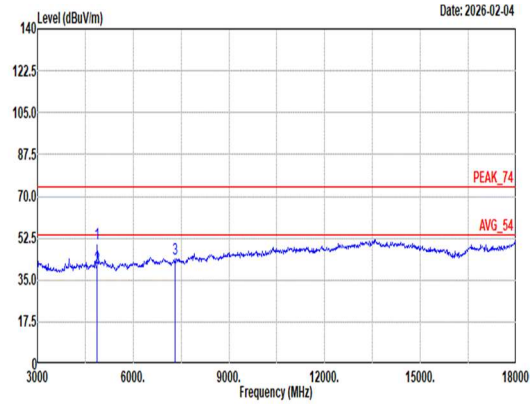 Site : 03CH11-HY Condition: PEAK_74 3m 9120D_01620_250915 VERTICAL Freq Level Limit Line Margin Read Level Ant Factor Cable Loss Preamp Factor Aux Factor APos TPos Remark MHz dBuV/m dBuV/m dB dBuV dB/m dB dB dB cm deg 1 4874.00 50.01 74.00 -23.99 72.94 32.60 10.64 67.12 0.95 100 90 Peak 2 4874.00 39.92 54.00 -14.08 62.85 32.60 10.64 67.12 0.95 100 90 Average 3 7311.00 44.11 74.00 -29.89 59.42 36.86 13.73 66.09 0.19 -- -- Peak

Mode	14	
	Harmonic	
	2400-2483.5_802.11g_CH06_2437MHz	
ANT	6+7	
Pol.	Horizontal	Vertical
14.47G ~14.5G Avg	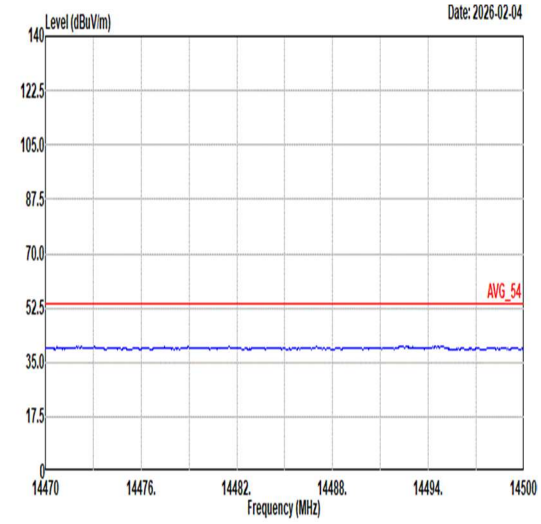 Site : 03CH11-HY Condition: AVG_54 3m 9120D_01620_250915 HORIZONTAL	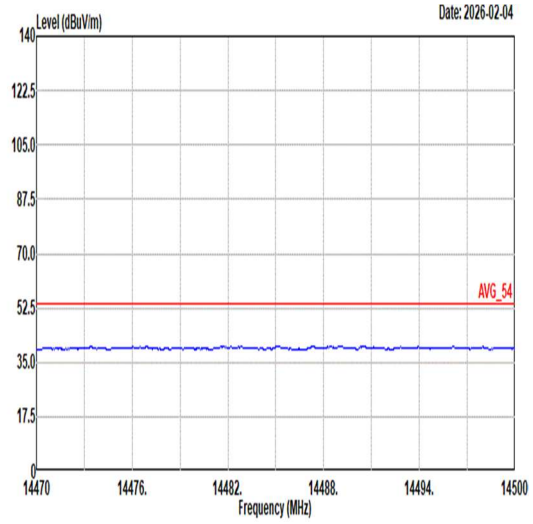 Site : 03CH11-HY Condition: AVG_54 3m 9120D_01620_250915 VERTICAL
17.7G ~18G Avg	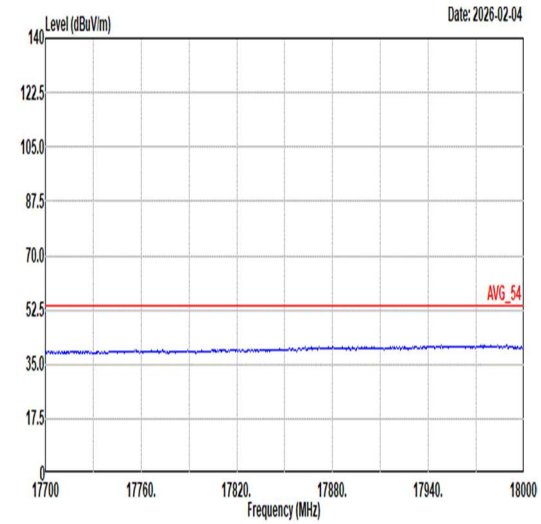 Site : 03CH11-HY Condition: AVG_54 3m 9120D_01620_250915 HORIZONTAL	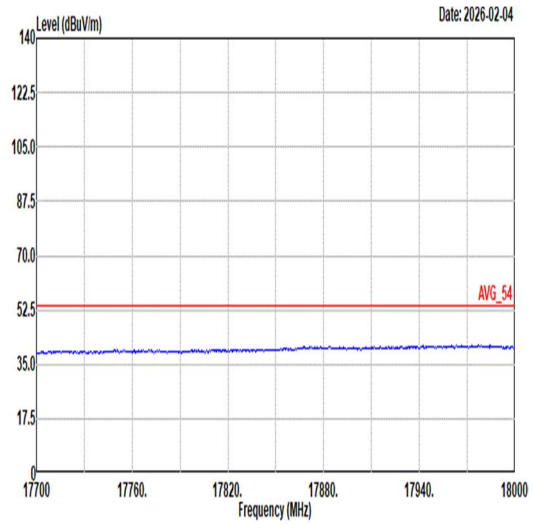 Site : 03CH11-HY Condition: AVG_54 3m 9120D_01620_250915 VERTICAL

Mode	15	
	Band Edge	
	2400-2483.5_802.11g_CH11_2462MHz	
ANT	6+7	
Pol.	Horizontal	Fundamental
Peak	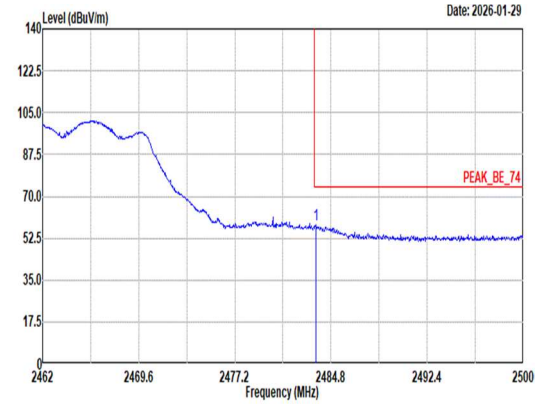 Site : 03CH11-HY Condition: PEAK_BE_74 3m 9120D_01620_250915 HORIZONTAL : RBW:1000.000kHz VBW:3000.000kHz SWT:Auto Freq Level Limit Line Margin Read Level Ant Factor Cable Loss Preamp Factor Aux Factor APos TPos Remark MHz dBuV/m dBuV/m dB dBuV dB/m dB dB dB cm deg 1 2483.58 57.89 74.00 -16.11 46.35 27.67 6.87 33.12 10.12 140 142 Peak	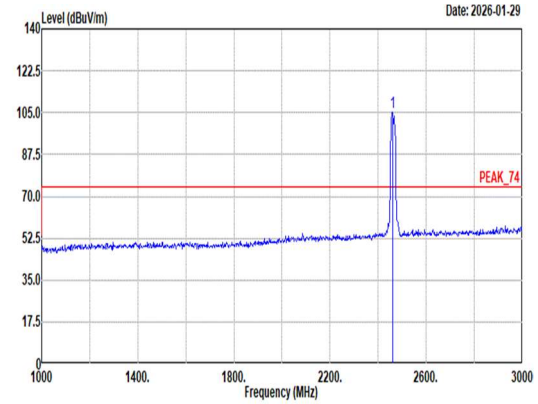 Site : 03CH11-HY Condition: PEAK_74 3m 9120D_01620_250915 HORIZONTAL : RBW:1000.000kHz VBW:3000.000kHz SWT:Auto Freq Level Limit Line Margin Read Level Ant Factor Cable Loss Preamp Factor Aux Factor APos TPos Remark MHz dBuV/m dBuV/m dB dBuV dB/m dB dB dB cm deg 1 2462.00 105.31 ------ ------ 93.97 27.50 6.86 33.14 10.12 140 142 Peak
Avg	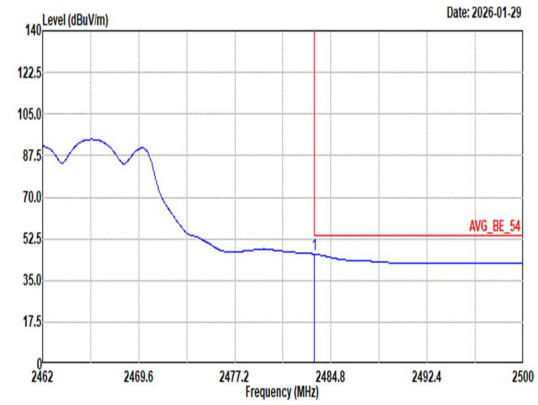 Site : 03CH11-HY Condition: AVG_BE_54 3m 9120D_01620_250915 HORIZONTAL : RBW:1000.000kHz VBW:0.010kHz SWT:Auto Freq Level Limit Line Margin Read Level Ant Factor Cable Loss Preamp Factor Aux Factor APos TPos Remark MHz dBuV/m dBuV/m dB dBuV dB/m dB dB dB cm deg 1 2483.51 46.09 54.00 -7.91 34.55 27.67 6.87 33.12 10.12 140 142 Average	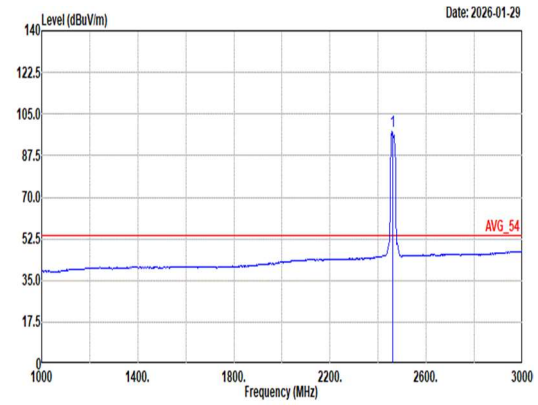 Site : 03CH11-HY Condition: AVG_54 3m 9120D_01620_250915 HORIZONTAL : RBW:1000.000kHz VBW:0.010kHz SWT:Auto Freq Level Limit Line Margin Read Level Ant Factor Cable Loss Preamp Factor Aux Factor APos TPos Remark MHz dBuV/m dBuV/m dB dBuV dB/m dB dB dB cm deg 1 2462.00 97.84 ------ ------ 86.51 27.50 6.85 33.14 10.12 140 142 Average

Mode	15	
	Band Edge	
	2400-2483.5_802.11g_CH11_2462MHz	
ANT	6+7	
Pol.	Vertical	Fundamental
Peak	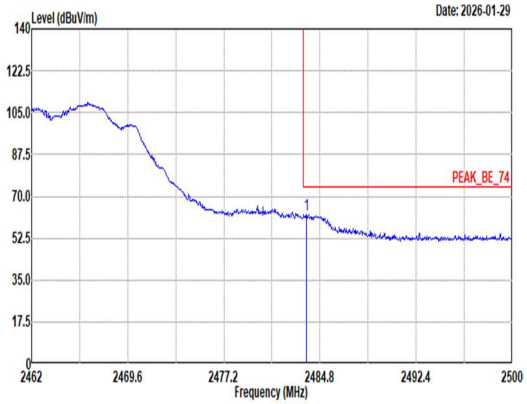 Site : 03CH11-HY Condition: PEAK_BE_74 3m 9120D_01620_250915 VERTICAL : RBW:1000.000kHz VBW:3000.000kHz SWT:Auto Freq Level Limit Line Margin Read Level Ant Factor Cable Loss Preamp Factor Aux Factor APos TPos Remark MHz dBuV/m dBuV/m dB dBuV dB/m dB dB dB cm deg 1 2483.74 62.25 74.00 -11.75 50.70 27.67 6.87 33.11 10.12 300 18 Peak	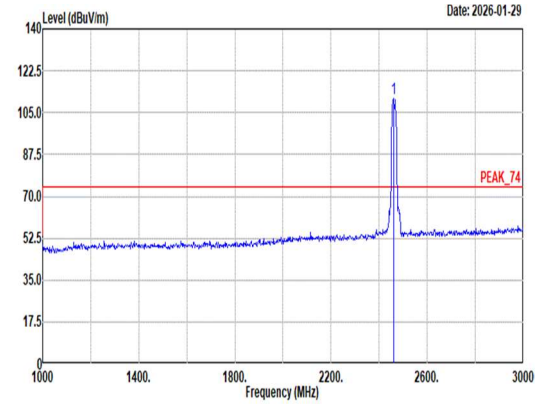 Site : 03CH11-HY Condition: PEAK_74 3m 9120D_01620_250915 VERTICAL : RBW:1000.000kHz VBW:3000.000kHz SWT:Auto Freq Level Limit Line Margin Read Level Ant Factor Cable Loss Preamp Factor Aux Factor APos TPos Remark MHz dBuV/m dBuV/m dB dBuV dB/m dB dB dB cm deg 1 2462.00 110.88 ------ ------ 99.51 27.52 6.86 33.13 10.12 300 18 Peak
Avg	 Site : 03CH11-HY Condition: AVG_BE_54 3m 9120D_01620_250915 VERTICAL : RBW:1000.000kHz VBW:0.010kHz SWT:Auto Freq Level Limit Line Margin Read Level Ant Factor Cable Loss Preamp Factor Aux Factor APos TPos Remark MHz dBuV/m dBuV/m dB dBuV dB/m dB dB dB cm deg 1 2483.51 50.50 54.00 -3.50 38.96 27.67 6.87 33.12 10.12 300 18 Average	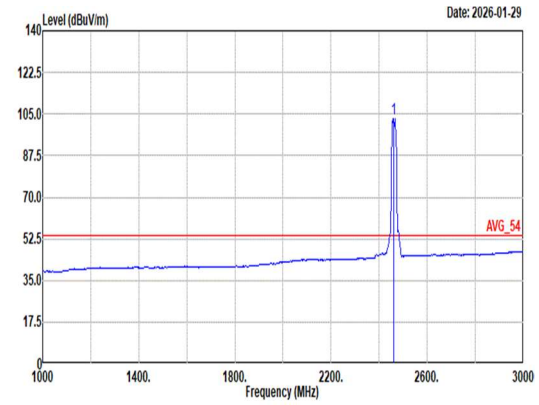 Site : 03CH11-HY Condition: AVG_54 3m 9120D_01620_250915 VERTICAL : RBW:1000.000kHz VBW:0.010kHz SWT:Auto Freq Level Limit Line Margin Read Level Ant Factor Cable Loss Preamp Factor Aux Factor APos TPos Remark MHz dBuV/m dBuV/m dB dBuV dB/m dB dB dB cm deg 1 2462.00 103.18 ------ ------ 91.81 27.52 6.86 33.13 10.12 300 18 Average

Mode	15	
	Harmonic	
	2400-2483.5_802.11g_CH11_2462MHz	
ANT	6+7	
Pol.	Horizontal	Vertical
Peak Avg	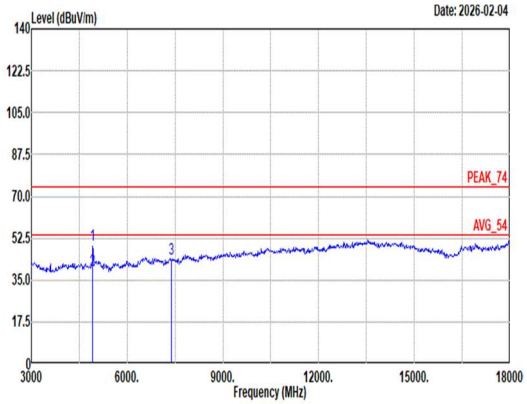 Site : 03CH11-HY Condition: PEAK_74 3m 9120D_01620_250915 HORIZONTAL Freq Level Limit Line Margin Read Level Ant Factor Cable Loss Preamp Factor Aux Factor APos TPos Remark MHz dBuV/m dBuV/m dB dBuV dB/m dB dB dB cm deg 1 4924.00 49.77 74.00 -24.23 72.24 32.80 10.85 67.08 0.96 127 18 Peak 2 4924.00 38.92 54.00 -15.08 61.39 32.80 10.85 67.08 0.96 127 18 Average 3 7386.00 43.69 74.00 -30.31 59.45 36.41 13.79 66.15 0.19 -- -- Peak	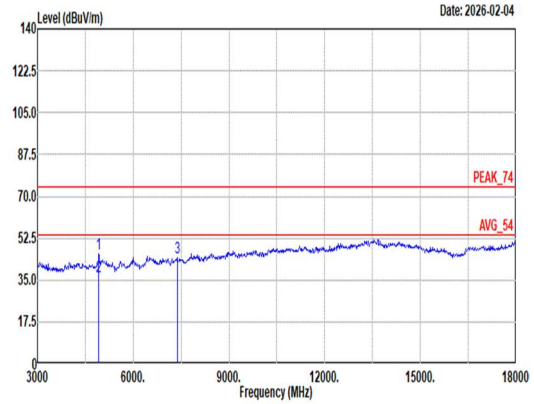 Site : 03CH11-HY Condition: PEAK_74 3m 9120D_01620_250915 VERTICAL Freq Level Limit Line Margin Read Level Ant Factor Cable Loss Preamp Factor Aux Factor APos TPos Remark MHz dBuV/m dBuV/m dB dBuV dB/m dB dB dB cm deg 1 4924.00 46.04 74.00 -27.96 68.51 32.80 10.85 67.08 0.96 100 65 Peak 2 4924.00 36.69 54.00 -17.31 59.16 32.80 10.85 67.08 0.96 100 65 Average 3 7386.00 44.21 74.00 -29.79 59.97 36.41 13.79 66.15 0.19 -- -- Peak

Mode	15	
	Harmonic	
	2400-2483.5_802.11g_CH11_2462MHz	
ANT	6+7	
Pol.	Horizontal	Vertical
14.47G ~14.5G Avg	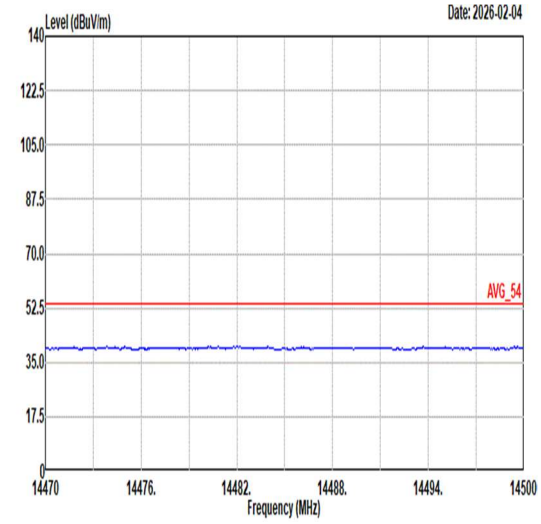 Site : 03CH11-HY Condition: AVG_54 3m 9120D_01620_250915 HORIZONTAL	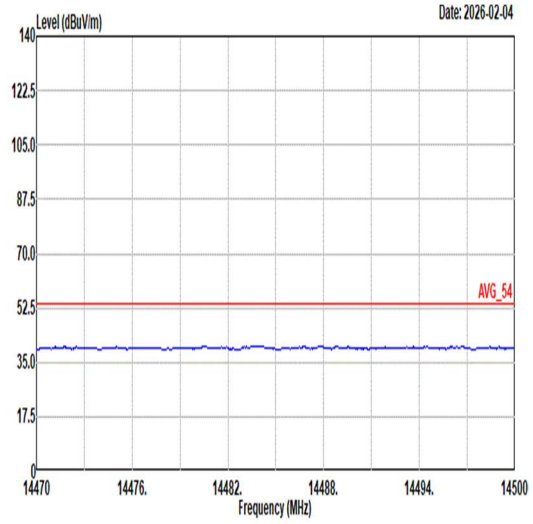 Site : 03CH11-HY Condition: AVG_54 3m 9120D_01620_250915 VERTICAL
17.7G ~18G Avg	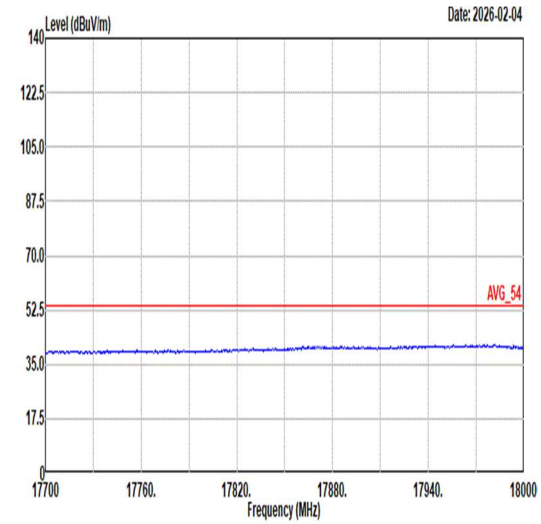 Site : 03CH11-HY Condition: AVG_54 3m 9120D_01620_250915 HORIZONTAL	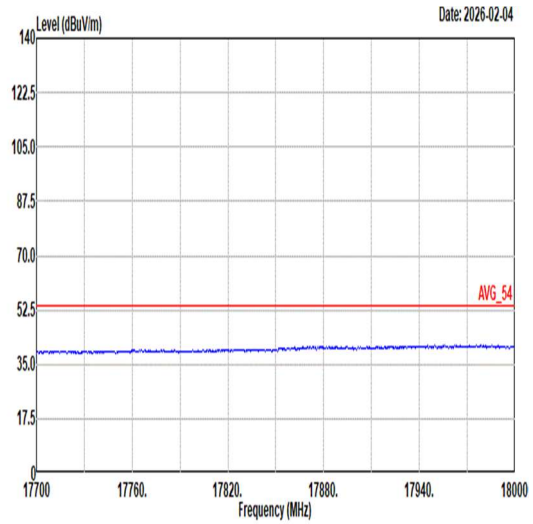 Site : 03CH11-HY Condition: AVG_54 3m 9120D_01620_250915 VERTICAL

Mode	16	
	Band Edge	
	2400-2483.5_802.11ax HE20_CH01_Full RU _2412MHz	
ANT	6+7	
Pol.	Horizontal	Fundamental
Peak	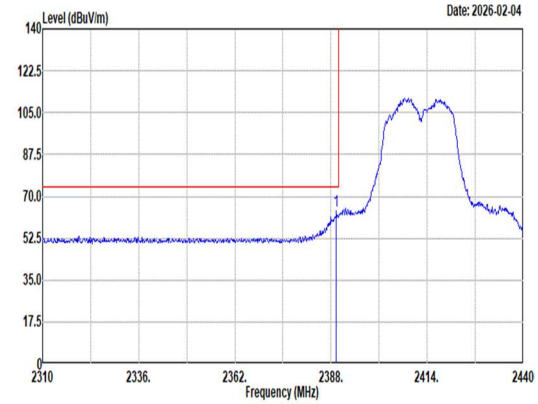 Site : 03CH11-HY Condition: PEAK_BE_74 3m 9120D_01620_250915 HORIZONTAL : RBW:1000.000kHz VBW:3000.000kHz SWT:Auto Freq Level Limit Line Margin Read Level Ant Factor Cable Loss Preamp Factor Aux Factor APos TPos Remark MHz dBuV/m dBuV/m dB dBuV dB/m dB dB dB cm deg 1 2389.43 64.02 74.00 -9.98 53.01 27.29 6.80 33.20 10.12 292 132 Peak	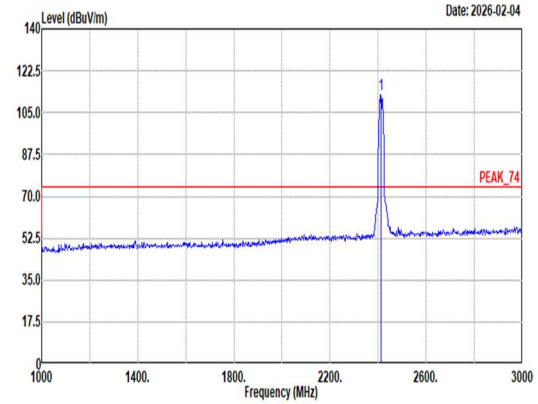 Site : 03CH11-HY Condition: PEAK_74 3m 9120D_01620_250915 HORIZONTAL : RBW:1000.000kHz VBW:3000.000kHz SWT:Auto Freq Level Limit Line Margin Read Level Ant Factor Cable Loss Preamp Factor Aux Factor APos TPos Remark MHz dBuV/m dBuV/m dB dBuV dB/m dB dB dB cm deg 1 2412.00 112.60 ------ ------ 101.46 27.38 6.82 33.18 10.12 292 132 Peak
Avg	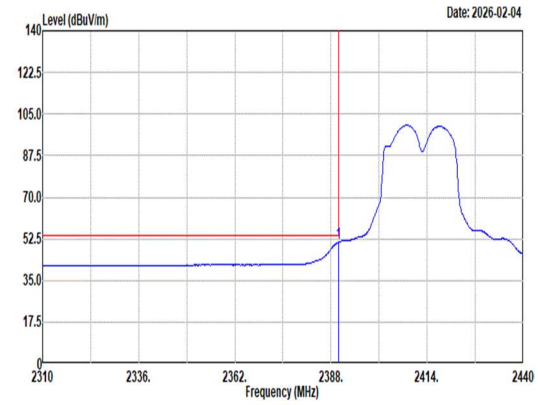 Site : 03CH11-HY Condition: AVG_BE_54 3m 9120D_01620_250915 HORIZONTAL : RBW:1000.000kHz VBW:0.010kHz SWT:Auto Freq Level Limit Line Margin Read Level Ant Factor Cable Loss Preamp Factor Aux Factor APos TPos Remark MHz dBuV/m dBuV/m dB dBuV dB/m dB dB dB cm deg 1 2389.95 50.94 54.00 -3.06 39.92 27.30 6.80 33.20 10.12 292 132 Average	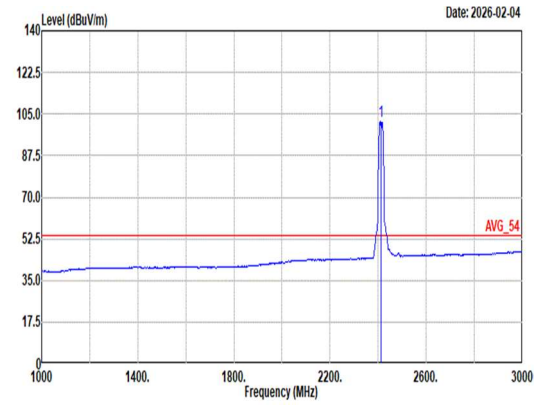 Site : 03CH11-HY Condition: AVG_54 3m 9120D_01620_250915 HORIZONTAL : RBW:1000.000kHz VBW:0.010kHz SWT:Auto Freq Level Limit Line Margin Read Level Ant Factor Cable Loss Preamp Factor Aux Factor APos TPos Remark MHz dBuV/m dBuV/m dB dBuV dB/m dB dB dB cm deg 1 2412.00 102.13 ------ ------ 90.99 27.38 6.82 33.18 10.12 292 132 Average