Conducted Band Edge

WCDMA Band V (RMC 12.2Kbps)

Lowest Band Edge

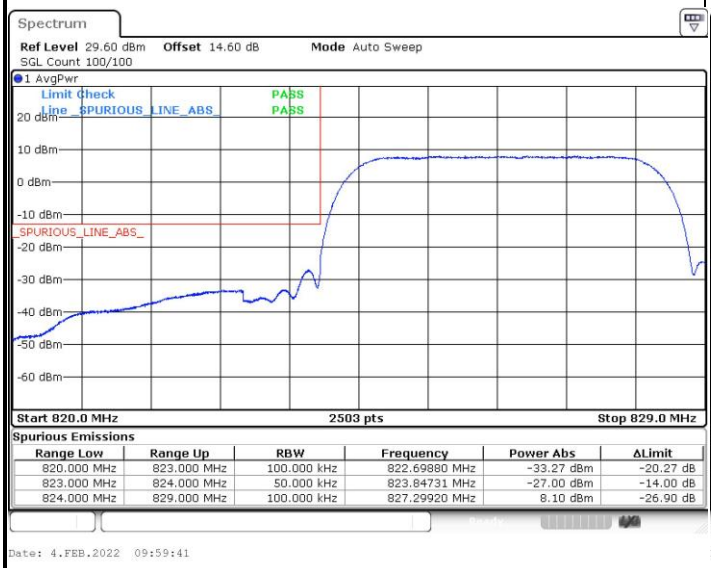

Spurious Emissions

Range Low	Range Up	RBW	Frequency	Power Abs	ΔLimit
820.000 MHz	823.000 MHz	100.000 kHz	822.69880 MHz	-33.27 dBm	-20.27 dB
823.000 MHz	824.000 MHz	50.000 kHz	823.84731 MHz	-27.00 dBm	-14.00 dB
824.000 MHz	829.000 MHz	100.000 kHz	827.29920 MHz	8.10 dBm	-26.90 dB

Date: 4.FEB.2022 09:59:41

Highest Band EDGE

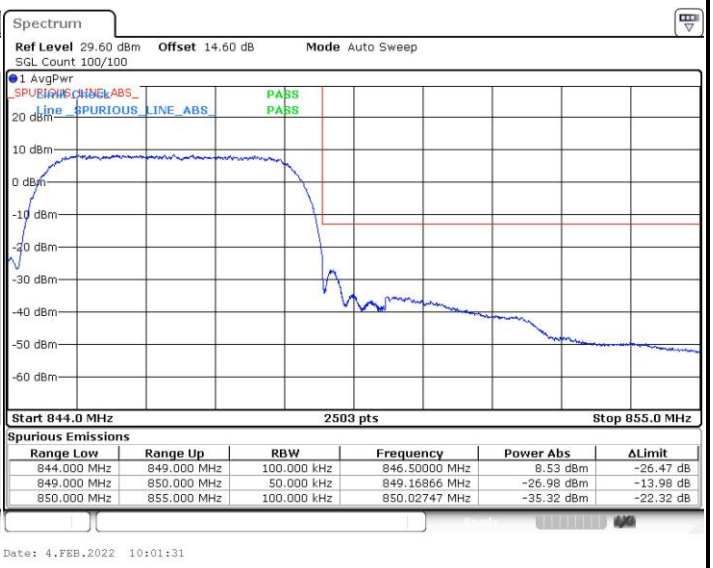

Spurious Emissions

Range Low	Range Up	RBW	Frequency	Power Abs	ΔLimit
844.000 MHz	849.000 MHz	100.000 kHz	846.50000 MHz	8.53 dBm	-26.47 dB
849.000 MHz	850.000 MHz	50.000 kHz	849.16866 MHz	-26.98 dBm	-13.98 dB
850.000 MHz	855.000 MHz	100.000 kHz	850.02747 MHz	-35.32 dBm	-22.32 dB

Date: 4.FEB.2022 10:01:31

WCDMA Band II (RMC 12.2Kbps)

Lowest Band Edge

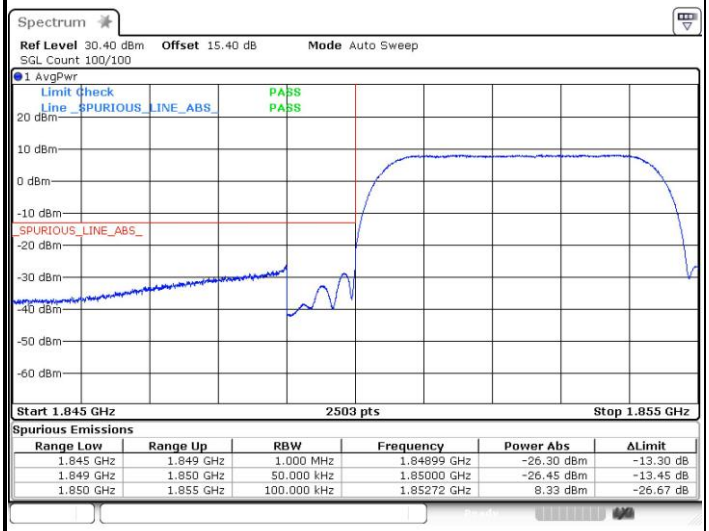

Spurious Emissions

Range Low	Range Up	RBW	Frequency	Power Abs	ΔLimit
1.845 GHz	1.849 GHz	1.000 MHz	1.84899 GHz	-26.30 dBm	-13.30 dB
1.849 GHz	1.850 GHz	50.000 kHz	1.85000 GHz	-26.45 dBm	-13.45 dB
1.850 GHz	1.855 GHz	100.000 kHz	1.85272 GHz	8.33 dBm	-26.67 dB

Date: 4.FEB.2022 09:15:08

Highest Band EDGE

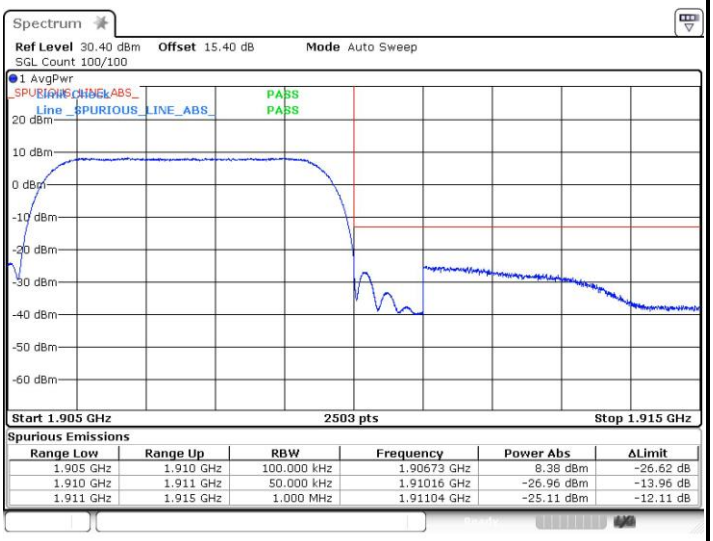

Spurious Emissions

Range Low	Range Up	RBW	Frequency	Power Abs	ΔLimit
1.905 GHz	1.910 GHz	100.000 kHz	1.90673 GHz	8.38 dBm	-26.62 dB
1.910 GHz	1.911 GHz	50.000 kHz	1.91016 GHz	-26.96 dBm	-13.96 dB
1.911 GHz	1.915 GHz	1.000 MHz	1.91104 GHz	-25.11 dBm	-12.11 dB

Date: 4.FEB.2022 09:17:02

WCDMA Band IV (RMC 12.2Kbps)	
Lowest Band Edge	**Highest Band EDGE**

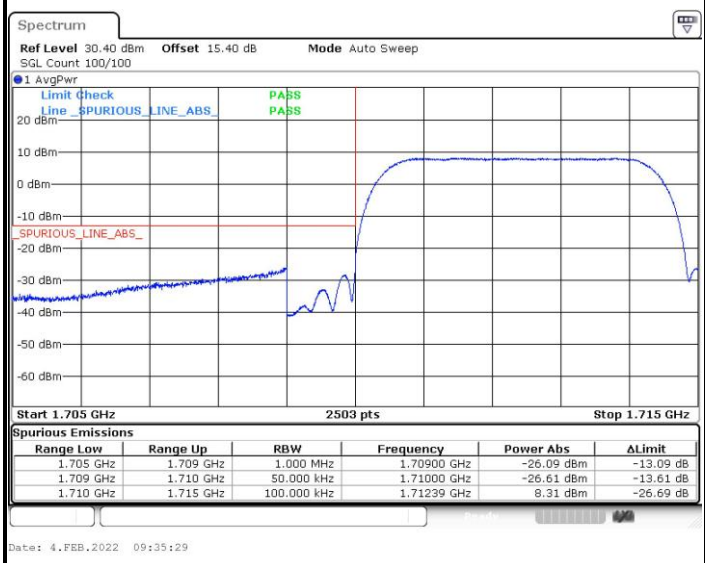

Spurious Emissions

Range Low	Range Up	RBW	Frequency	Power Abs	ΔLimit
1.705 GHz	1.709 GHz	1.000 MHz	1.70900 GHz	-26.09 dBm	-13.09 dB
1.709 GHz	1.710 GHz	50.000 kHz	1.71000 GHz	-26.61 dBm	-13.61 dB
1.710 GHz	1.715 GHz	100.000 kHz	1.71239 GHz	8.31 dBm	-26.69 dB

Date: 4.FEB.2022 09:35:29

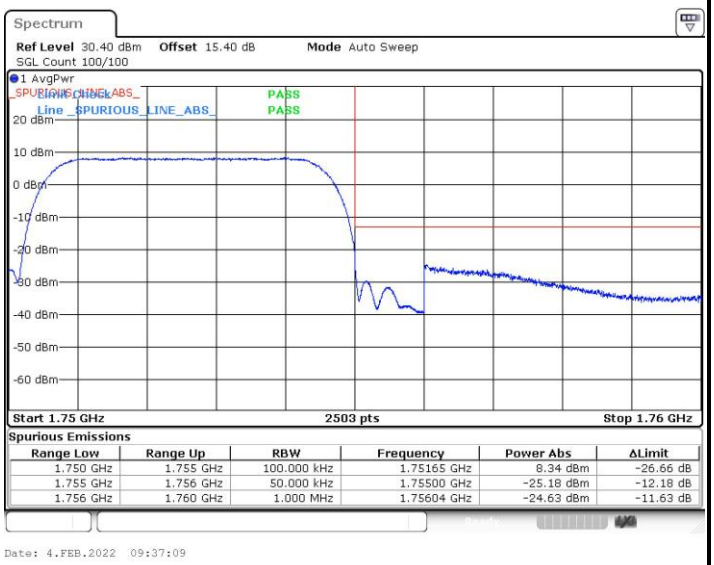

Spurious Emissions

Range Low	Range Up	RBW	Frequency	Power Abs	ΔLimit
1.750 GHz	1.755 GHz	100.000 kHz	1.75165 GHz	8.34 dBm	-26.66 dB
1.755 GHz	1.756 GHz	50.000 kHz	1.75500 GHz	-25.18 dBm	-12.18 dB
1.756 GHz	1.760 GHz	1.000 MHz	1.75604 GHz	-24.63 dBm	-11.63 dB

Date: 4.FEB.2022 09:37:09

Conducted Spurious Emission

WCDMA Band V (RMC 12.2Kbps)

Lowest Channel

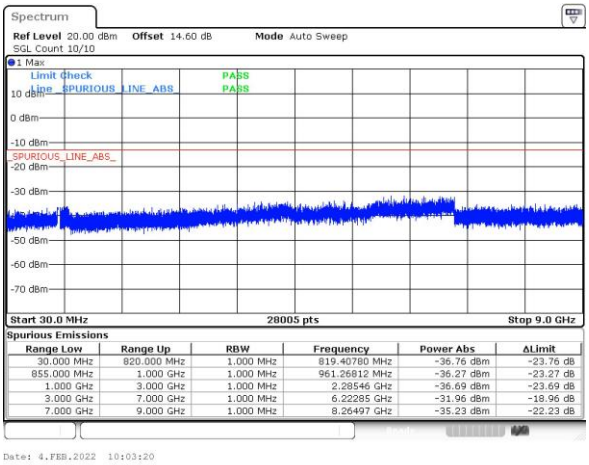

Middle Channel

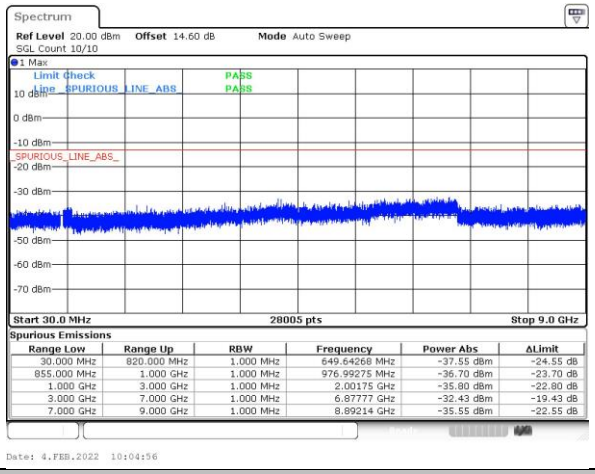

Highest Channel

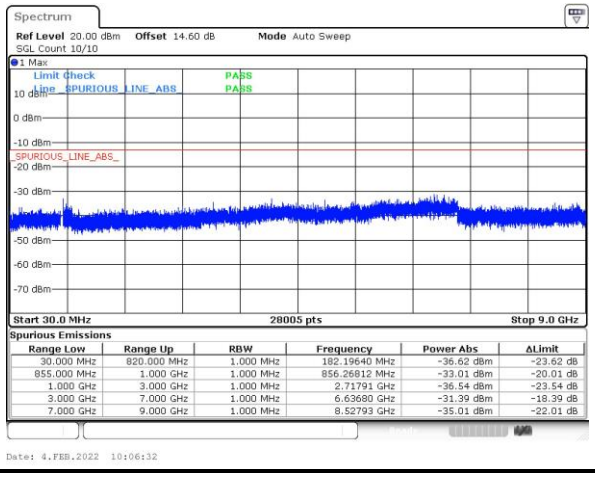

WCDMA Band II (RMC 12.2Kbps)

Lowest Channel

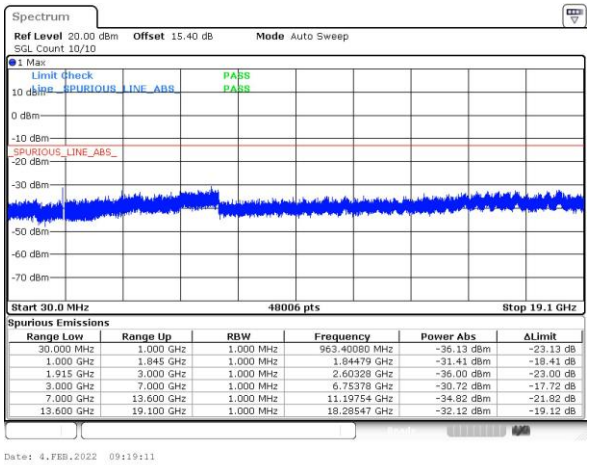

Middle Channel

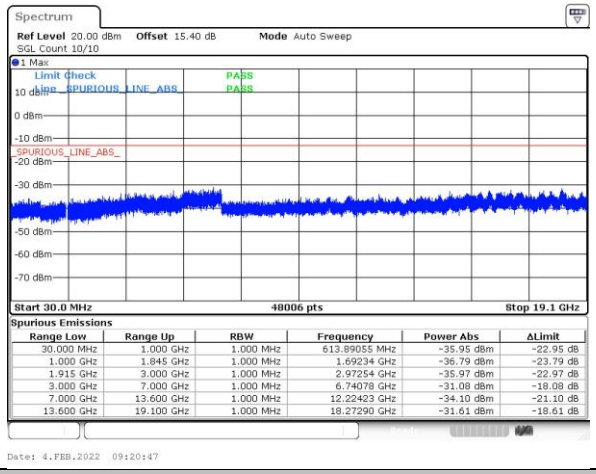

Highest Channel

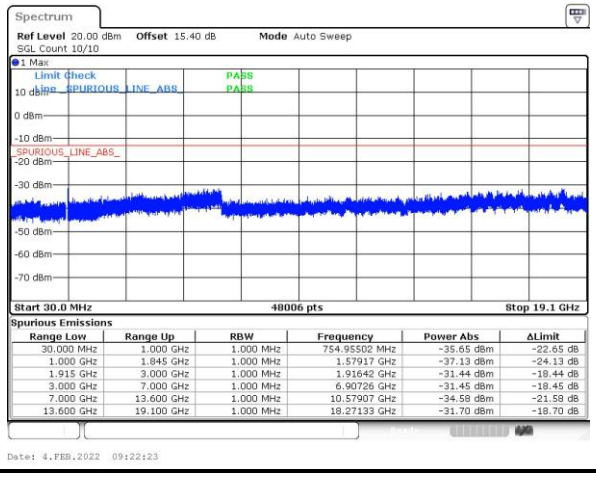

WCDMA Band IV (RMC 12.2Kbps)

Lowest Channel

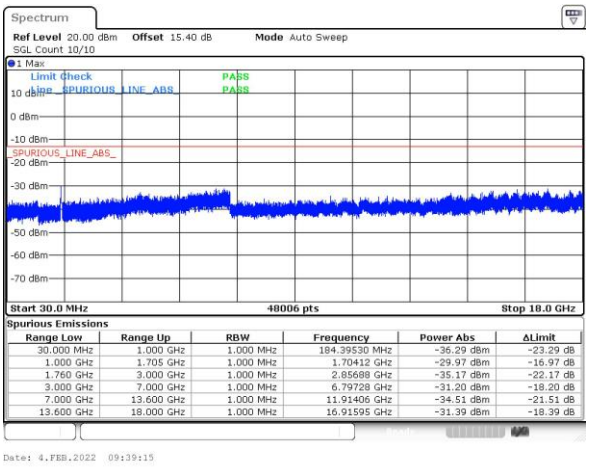

Spurious Emissions

Range Low	Range Up	RBW	Frequency	Power Abs	ΔLimit
30.000 MHz	1.000 GHz	1.000 MHz	184.39530 MHz	-36.29 dBm	-23.29 dB
1.000 GHz	1.705 GHz	1.000 MHz	1.70412 GHz	-29.97 dBm	-16.97 dB
1.760 GHz	3.000 GHz	1.000 MHz	2.85698 GHz	-35.17 dBm	-22.17 dB
3.000 GHz	7.000 GHz	1.000 MHz	6.79728 GHz	-31.20 dBm	-18.20 dB
7.000 GHz	13.600 GHz	1.000 MHz	11.91406 GHz	-34.51 dBm	-21.51 dB
13.600 GHz	18.000 GHz	1.000 MHz	16.91595 GHz	-31.39 dBm	-18.39 dB

Date: 4.FEB.2022 09:39:15

Middle Channel

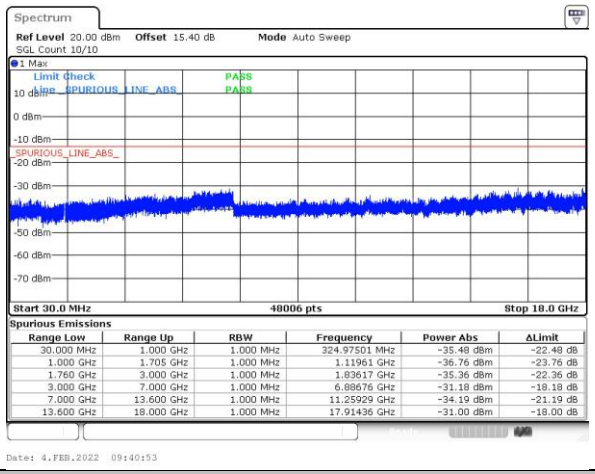

Spurious Emissions

Range Low	Range Up	RBW	Frequency	Power Abs	ΔLimit
30.000 MHz	1.000 GHz	1.000 MHz	324.97501 MHz	-35.48 dBm	-22.48 dB
1.000 GHz	1.705 GHz	1.000 MHz	1.11961 GHz	-36.76 dBm	-23.76 dB
1.760 GHz	3.000 GHz	1.000 MHz	1.83617 GHz	-35.36 dBm	-22.36 dB
3.000 GHz	7.000 GHz	1.000 MHz	6.88676 GHz	-31.18 dBm	-18.18 dB
7.000 GHz	13.600 GHz	1.000 MHz	11.25929 GHz	-34.19 dBm	-21.19 dB
13.600 GHz	18.000 GHz	1.000 MHz	17.91436 GHz	-31.00 dBm	-18.00 dB

Date: 4.FEB.2022 09:40:53

Highest Channel

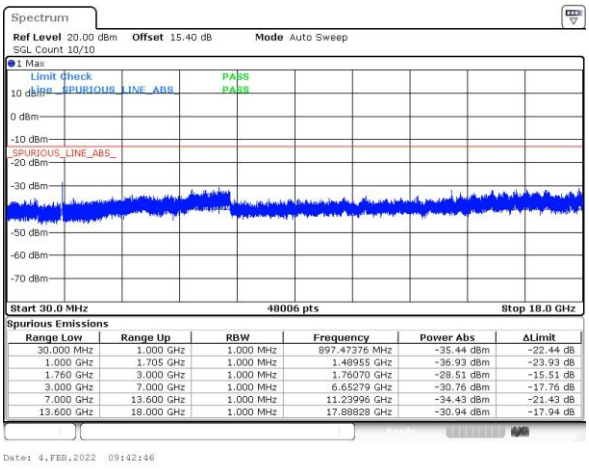

Spurious Emissions

Range Low	Range Up	RBW	Frequency	Power Abs	ΔLimit
30.000 MHz	1.000 GHz	1.000 MHz	897.47376 MHz	-35.44 dBm	-22.44 dB
1.000 GHz	1.705 GHz	1.000 MHz	1.48955 GHz	-36.93 dBm	-23.93 dB
1.760 GHz	3.000 GHz	1.000 MHz	1.76070 GHz	-28.51 dBm	-15.51 dB
3.000 GHz	7.000 GHz	1.000 MHz	6.65279 GHz	-30.76 dBm	-17.76 dB
7.000 GHz	13.600 GHz	1.000 MHz	11.23996 GHz	-34.43 dBm	-21.43 dB
13.600 GHz	18.000 GHz	1.000 MHz	17.88828 GHz	-30.94 dBm	-17.94 dB

Date: 4.FEB.2022 09:42:46

Frequency Stability

Test Conditions	Middle Channel	WCDMA Band V (RMC 12.2Kbps)	Limit 2.5ppm
Temperature (°C)	Voltage (Volt)	Deviation (ppm)	Result
50	Normal Voltage	0.0018	PASS
40	Normal Voltage	0.0012	
30	Normal Voltage	0.0026	
20(Ref.)	Normal Voltage	0.0000	
10	Normal Voltage	0.0030	
0	Normal Voltage	0.0026	
-10	Normal Voltage	0.0014	
-20	Normal Voltage	0.0020	
-30	Normal Voltage	0.0023	
20	Maximum Voltage	0.0019	
20	Normal Voltage	0.0016	
20	Battery End Point	0.0008	

Test Conditions	Middle Channel	WCDMA Band II (RMC 12.2Kbps)	Limit Note 2.
Temperature (°C)	Voltage (Volt)	Deviation (ppm)	Result
50	Normal Voltage	0.0019	PASS
40	Normal Voltage	0.0016	
30	Normal Voltage	0.0021	
20(Ref.)	Normal Voltage	0.0000	
10	Normal Voltage	0.0026	
0	Normal Voltage	0.0021	
-10	Normal Voltage	0.0009	
-20	Normal Voltage	0.0014	
-30	Normal Voltage	0.0027	
20	Maximum Voltage	0.0021	
20	Normal Voltage	0.0019	
20	Battery End Point	0.0014	

Test Conditions	Middle Channel	WCDMA Band IV (RMC 12.2Kbps)	Limit Note 2.
Temperature (°C)	Voltage (Volt)	Deviation (ppm)	Result
50	Normal Voltage	0.0025	PASS
40	Normal Voltage	0.0019	
30	Normal Voltage	0.0021	
20(Ref.)	Normal Voltage	0.0000	
10	Normal Voltage	0.0025	
0	Normal Voltage	0.0016	
-10	Normal Voltage	0.0009	
-20	Normal Voltage	0.0019	
-30	Normal Voltage	0.0033	
20	Maximum Voltage	0.0026	
20	Normal Voltage	0.0015	
20	Battery End Point	0.0027	

Note:

1. Normal Voltage = 3.87V ; Battery End Point (BEP) =3.65V. ; Maximum Voltage =4.45V
2. The frequency fundamental emissions stay within the authorized frequency block based on the frequency deviation measured is small.

Appendix B. Test Results of ERP/EIRP and Radiated

TestConducted Output Power(Average power) and ERP/EIRP

GSM850	Burst Average Power (dBm)			ERP(W)		
TX Channel	128	189	251			
Frequency (MHz)	824.2	836.4	848.8	L	M	H
GSM 1 Tx slot	32.31	32.36	32.42	0.9036	0.9141	0.9268
GPRS 1 Tx slot	32.26	32.34	32.40	0.8933	0.9099	0.9226
GPRS 2 Tx slots	30.57	30.46	30.51	0.6053	0.5902	0.5970
GPRS 3 Tx slots	28.51	28.56	28.53	0.3767	0.3811	0.3784
GPRS 4 Tx slots	26.35	26.48	26.52	0.2291	0.2360	0.2382
EDGE 1 Tx slot	26.11	26.03	26.12	0.2168	0.2128	0.2173
EDGE 2 Tx slots	25.96	25.91	25.92	0.2094	0.2070	0.2075
EDGE 3 Tx slots	25.79	25.76	25.71	0.2014	0.2000	0.1977
EDGE 4 Tx slots	25.65	25.52	25.52	0.1950	0.1892	0.1892

GSM1900	Burst Average Power (dBm)			EIRP(W)		
TX Channel	512	661	810			
Frequency (MHz)	1850.2	1880	1909.8	L	M	H
GSM 1 Tx slot	29.58	29.79	29.57	1.1995	1.2589	1.1967
GPRS 1 Tx slot	29.63	29.79	29.59	1.2134	1.2589	1.2023
GPRS 2 Tx slots	27.73	27.84	27.74	0.7834	0.8035	0.7852
GPRS 3 Tx slots	25.79	25.79	25.57	0.5012	0.5012	0.4764
GPRS 4 Tx slots	23.67	23.62	23.36	0.3076	0.3041	0.2864
EDGE 1 Tx slot	25.15	25.48	25.31	0.4325	0.4667	0.4487
EDGE 2 Tx slots	25.02	25.34	25.28	0.4198	0.4519	0.4457
EDGE 3 Tx slots	24.86	25.23	25.06	0.4046	0.4406	0.4236
EDGE 4 Tx slots	24.77	25.08	24.87	0.3963	0.4256	0.4055

Band		WCDMA V			ERP(W)		
TX Channel		4132	4182	4233			
Rx Channel		4357	4407	4458			
Frequency (MHz)		826.4	836.4	846.6	L	M	H
3GPP Rel 99	AMR 12.2Kbps	22.97	23.06	23.03	0.1052	0.1074	0.1067
3GPP Rel 99	RMC 12.2Kbps	23.04	23.14	23.11	0.1069	0.1094	0.1086
3GPP Rel 6	HSDPA Subtest-1	22.04	22.10	22.09	0.0849	0.0861	0.0859
3GPP Rel 6	HSDPA Subtest-2	22.01	22.13	22.07	0.0843	0.0867	0.0855
3GPP Rel 6	HSDPA Subtest-3	21.54	21.66	21.55	0.0757	0.0778	0.0759
3GPP Rel 6	HSDPA Subtest-4	21.52	21.62	21.59	0.0753	0.0771	0.0766
3GPP Rel 8	DC-HSDPA Subtest-1	22.13	22.19	21.99	0.0867	0.0879	0.0839
3GPP Rel 8	DC-HSDPA Subtest-2	21.91	22.09	21.98	0.0824	0.0859	0.0838
3GPP Rel 8	DC-HSDPA Subtest-3	21.55	21.63	21.56	0.0759	0.0773	0.0760
3GPP Rel 8	DC-HSDPA Subtest-4	21.58	21.59	21.53	0.0764	0.0766	0.0755
3GPP Rel 6	HSUPA Subtest-1	22.01	22.07	22.04	0.0843	0.0855	0.0849
3GPP Rel 6	HSUPA Subtest-2	19.97	20.12	19.99	0.0527	0.0546	0.0530
3GPP Rel 6	HSUPA Subtest-3	20.95	21.04	21.01	0.0661	0.0675	0.0670
3GPP Rel 6	HSUPA Subtest-4	19.96	20.05	20.03	0.0526	0.0537	0.0535
3GPP Rel 6	HSUPA Subtest-5	22.00	22.10	22.00	0.0841	0.0861	0.0841

Band		WCDMA IV			EIRP(W)		
TX Channel		1312	1413	1513			
Rx Channel		1537	1638	1738			
Frequency (MHz)		1712.4	1732.6	1752.6	L	M	H
3GPP Rel 99	AMR 12.2Kbps	22.93	22.96	22.89	0.1656	0.1667	0.1641
3GPP Rel 99	RMC 12.2Kbps	23.07	23.09	23.03	0.1710	0.1718	0.1694
3GPP Rel 6	HSDPA Subtest-1	21.97	22.02	21.92	0.1327	0.1343	0.1312
3GPP Rel 6	HSDPA Subtest-2	21.95	22.01	21.90	0.1321	0.1340	0.1306
3GPP Rel 6	HSDPA Subtest-3	21.44	21.49	21.42	0.1175	0.1189	0.1169
3GPP Rel 6	HSDPA Subtest-4	21.18	21.52	21.39	0.1107	0.1197	0.1161
3GPP Rel 8	DC-HSDPA Subtest-1	21.91	22.02	21.95	0.1309	0.1343	0.1321
3GPP Rel 8	DC-HSDPA Subtest-2	22.03	22.07	21.87	0.1346	0.1358	0.1297
3GPP Rel 8	DC-HSDPA Subtest-3	21.41	21.53	21.49	0.1167	0.1199	0.1189
3GPP Rel 8	DC-HSDPA Subtest-4	21.23	21.46	21.43	0.1119	0.1180	0.1172
3GPP Rel 6	HSUPA Subtest-1	21.90	21.87	21.91	0.1306	0.1297	0.1309
3GPP Rel 6	HSUPA Subtest-2	19.83	19.97	19.88	0.0811	0.0838	0.0820
3GPP Rel 6	HSUPA Subtest-3	20.90	20.93	20.87	0.1038	0.1045	0.1030
3GPP Rel 6	HSUPA Subtest-4	19.90	19.98	19.92	0.0824	0.0839	0.0828
3GPP Rel 6	HSUPA Subtest-5	21.90	22.00	21.90	0.1306	0.1337	0.1306

Band		WCDMA II			EIRP(W)		
TX Channel		9262	9400	9538			
Rx Channel		9662	9800	9938			
Frequency (MHz)		1852.4	1880	1907.6	L	M	H
3GPP Rel 99	AMR 12.2Kbps	23.09	23.11	23.06	0.2692	0.2704	0.2673
3GPP Rel 99	RMC 12.2Kbps	23.18	23.25	23.19	0.2748	0.2793	0.2754
3GPP Rel 6	HSDPA Subtest-1	22.01	22.05	22.08	0.2099	0.2118	0.2133
3GPP Rel 6	HSDPA Subtest-2	22.00	22.09	22.08	0.2094	0.2138	0.2133
3GPP Rel 6	HSDPA Subtest-3	21.52	21.59	21.58	0.1875	0.1905	0.1901
3GPP Rel 6	HSDPA Subtest-4	21.46	21.61	21.58	0.1849	0.1914	0.1901
3GPP Rel 8	DC-HSDPA Subtest-1	21.93	22.00	22.11	0.2061	0.2094	0.2148
3GPP Rel 8	DC-HSDPA Subtest-2	22.09	22.02	22.04	0.2138	0.2104	0.2113
3GPP Rel 8	DC-HSDPA Subtest-3	21.56	21.50	21.67	0.1892	0.1866	0.1941
3GPP Rel 8	DC-HSDPA Subtest-4	21.53	21.54	21.59	0.1879	0.1884	0.1905
3GPP Rel 6	HSUPA Subtest-1	21.91	22.06	22.11	0.2051	0.2123	0.2148
3GPP Rel 6	HSUPA Subtest-2	19.96	20.05	20.05	0.1309	0.1337	0.1337
3GPP Rel 6	HSUPA Subtest-3	20.94	21.06	21.10	0.1641	0.1687	0.1702
3GPP Rel 6	HSUPA Subtest-4	20.02	20.05	20.05	0.1327	0.1337	0.1337
3GPP Rel 6	HSUPA Subtest-5	22.00	22.10	22.10	0.2094	0.2143	0.2143

Radiated Spurious Emission

GSM850 (GSM)								
Channel	Frequency (MHz)	ERP (dBm)	Limit (dBm)	Over Limit (dB)	S.G. Power (dBm)	TX Cable loss (dB)	TX Antenna Gain (dBi)	Polarization (H/V)
Lowest	1648	-47.88	-13	-34.88	-54.85	1.58	10.70	H
	2472	-56.96	-13	-43.96	-65.21	2.102	12.50	H
	3296	-59.81	-13	-46.81	-68.70	2.856	13.90	H
	1648	-51.72	-13	-38.72	-58.69	1.58	10.70	V
	2472	-53.29	-13	-40.29	-61.54	2.10	12.50	V
	3296	-59.95	-13	-46.95	-68.84	2.86	13.90	V
Middle	1672	-46.08	-13	-33.08	-53.05	1.58	10.70	H
	2512	-55.77	-13	-42.77	-64.02	2.102	12.50	H
	3344	-59.93	-13	-46.93	-68.82	2.856	13.90	H
	1672	-50.42	-13	-37.42	-57.39	1.58	10.70	V
	2512	-52.72	-13	-39.72	-60.97	2.10	12.50	V
	3344	-60.03	-13	-47.03	-68.92	2.86	13.90	V
Highest	1696	-50.97	-13	-37.97	-57.94	1.58	10.70	H
	2544	-48.90	-13	-35.90	-57.15	2.102	12.50	H
	3392	-58.82	-13	-45.82	-67.71	2.856	13.90	H
	1696	-50.38	-13	-37.38	-57.35	1.58	10.70	V
	2544	-46.93	-13	-33.93	-55.18	2.10	12.50	V
	3392	-60.00	-13	-47.00	-68.89	2.86	13.90	V

Remark: Spurious emissions within 30-1000MHz were found more than 20dB below limit line.

GSM850 (EDGE)								
Channel	Frequency (MHz)	ERP (dBm)	Limit (dBm)	Over Limit (dB)	S.G. Power (dBm)	TX Cable loss (dB)	TX Antenna Gain (dBi)	Polarization (H/V)
Lowest	1648	-59.91	-13	-46.91	-66.88	1.58	10.70	H
	2472	-56.96	-13	-43.96	-65.21	2.102	12.50	H
	3296	-59.84	-13	-46.84	-68.73	2.856	13.90	H
	1648	-56.31	-13	-43.31	-63.28	1.58	10.70	V
	2472	-54.86	-13	-41.86	-63.11	2.10	12.50	V
	3296	-59.55	-13	-46.55	-68.44	2.86	13.90	V
Middle	1672	-46.92	-13	-33.92	-53.89	1.58	10.70	H
	2512	-55.16	-13	-42.16	-63.41	2.102	12.50	H
	3344	-60.05	-13	-47.05	-68.94	2.856	13.90	H
	1672	-52.59	-13	-39.59	-59.56	1.58	10.70	V
	2512	-52.41	-13	-39.41	-60.66	2.10	12.50	V
	3344	-59.45	-13	-46.45	-68.34	2.86	13.90	V
Highest	1696	-50.16	-13	-37.16	-57.13	1.58	10.70	H
	2544	-51.59	-13	-38.59	-59.84	2.102	12.50	H
	3392	-59.27	-13	-46.27	-68.16	2.856	13.90	H
	1696	-51.97	-13	-38.97	-58.94	1.58	10.70	V
	2544	-51.89	-13	-38.89	-60.14	2.10	12.50	V
	3392	-59.90	-13	-46.90	-68.79	2.86	13.90	V

Remark: Spurious emissions within 30-1000MHz were found more than 20dB below limit line.

GSM1900 (GSM)								
Channel	Frequency (MHz)	ERP (dBm)	Limit (dBm)	Over Limit (dB)	S.G. Power (dBm)	TX Cable loss (dB)	TX Antenna Gain (dBi)	Polarization (H/V)
Lowest	3705	-55.61	-13	-42.61	-67.87	2.64	14.90	H
	5550	-47.25	-13	-34.25	-59.11	2.94	14.80	H
	7400	-51.98	-13	-38.98	-61.75	3.39	13.16	H
	3705	-55.35	-13	-42.35	-67.61	2.64	14.90	V
	5550	-51.64	-13	-38.64	-63.50	2.94	14.80	V
	7395	-52.33	-13	-39.33	-62.10	3.39	13.16	V
Middle	3765	-49.87	-13	-36.87	-62.13	2.64	14.90	H
	5640	-44.29	-13	-31.29	-56.15	2.94	14.80	H
	7515	-51.10	-13	-38.10	-60.87	3.39	13.16	H
	3765	-49.48	-13	-36.48	-61.74	2.64	14.90	V
	5640	-44.98	-13	-31.98	-56.84	2.94	14.80	V
	7515	-51.89	-13	-38.89	-61.66	3.39	13.16	V
Highest	3825	-57.25	-13	-44.25	-69.51	2.64	14.90	H
	5730	-54.39	-13	-41.39	-66.25	2.94	14.80	H
	7635	-52.04	-13	-39.04	-61.81	3.39	13.16	H
	3825	-56.33	-13	-43.33	-68.59	2.64	14.90	V
	5730	-53.18	-13	-40.18	-65.04	2.94	14.80	V
	7635	-51.87	-13	-38.87	-61.64	3.39	13.16	V

Remark: Spurious emissions within 30-1000MHz were found more than 20dB below limit line.

GSM1900 (EDGE)								
Channel	Frequency (MHz)	ERP (dBm)	Limit (dBm)	Over Limit (dB)	S.G. Power (dBm)	TX Cable loss (dB)	TX Antenna Gain (dBi)	Polarization (H/V)
Lowest	3705	-56.73	-13	-43.73	-68.99	2.64	14.90	H
	5550	-54.58	-13	-41.58	-66.44	2.94	14.80	H
	7395	-52.24	-13	-39.24	-62.01	3.39	13.16	H
	3705	-56.32	-13	-43.32	-68.58	2.64	14.90	V
	5550	-53.91	-13	-40.91	-65.77	2.94	14.80	V
	7395	-51.80	-13	-38.80	-61.57	3.39	13.16	V
Middle	3765	-49.81	-13	-36.81	-62.07	2.64	14.90	H
	5640	-42.59	-13	-29.59	-54.45	2.94	14.80	H
	7515	-51.70	-13	-38.70	-61.47	3.39	13.16	H
	3765	-54.07	-13	-41.07	-66.33	2.64	14.90	V
	5640	-49.14	-13	-36.14	-61.00	2.94	14.80	V
	7515	-51.40	-13	-38.40	-61.17	3.39	13.16	V
Highest	3825	-56.98	-13	-43.98	-69.24	2.64	14.90	H
	5730	-54.21	-13	-41.21	-66.07	2.94	14.80	H
	7635	-51.62	-13	-38.62	-61.39	3.39	13.16	H
	3825	-56.28	-13	-43.28	-68.54	2.64	14.90	V
	5730	-53.78	-13	-40.78	-65.64	2.94	14.80	V
	7635	-51.58	-13	-38.58	-61.35	3.39	13.16	V

Remark: Spurious emissions within 30-1000MHz were found more than 20dB below limit line.

WCDMA Band V(RMC 12.2Kbps)								
Channel	Frequency (MHz)	ERP (dBm)	Limit (dBm)	Over Limit (dB)	S.G. Power (dBm)	TX Cable loss (dB)	TX Antenna Gain (dBi)	Polarization (H/V)
Lowest	1656	-65.05	-13	-52.05	-72.02	1.58	10.70	H
	2480	-60.38	-13	-47.38	-68.63	2.102	12.50	H
	3304	-60.09	-13	-47.09	-68.98	2.856	13.90	H
	1656	-63.65	-13	-50.65	-70.62	1.58	10.70	V
	2480	-59.21	-13	-46.21	-67.46	2.10	12.50	V
	3304	-60.30	-13	-47.30	-69.19	2.86	13.90	V
Middle	1672	-66.15	-13	-53.15	-73.12	1.58	10.70	H
	2508	-60.69	-13	-47.69	-68.94	2.102	12.50	H
	3348	-60.53	-13	-47.53	-69.42	2.856	13.90	H
	1672	-65.20	-13	-52.20	-72.17	1.58	10.70	V
	2508	-59.69	-13	-46.69	-67.94	2.10	12.50	V
	3348	-60.34	-13	-47.34	-69.23	2.86	13.90	V
Highest	1696	-64.97	-13	-51.97	-71.94	1.58	10.70	H
	2536	-59.56	-13	-46.56	-67.81	2.102	12.50	H
	3384	-59.98	-13	-46.98	-68.87	2.856	13.90	H
	1696	-64.45	-13	-51.45	-71.42	1.58	10.70	V
	2536	-59.17	-13	-46.17	-67.42	2.10	12.50	V
	3384	-60.06	-13	-47.06	-68.95	2.86	13.90	V

Remark: Spurious emissions within 30-1000MHz were found more than 20dB below limit line.

WCDMA Band II(RMC 12.2Kbps)								
Channel	Frequency (MHz)	EIRP (dBm)	Limit (dBm)	Over Limit (dB)	S.G. Power (dBm)	TX Cable loss (dB)	TX Antenna Gain (dBi)	Polarization (H/V)
Lowest	3705	-56.98	-13	-43.98	-69.24	2.64	14.90	H
	5550	-54.48	-13	-41.48	-66.34	2.94	14.80	H
	7410	-52.57	-13	-39.57	-62.34	3.39	13.16	H
	3705	-56.79	-13	-43.79	-69.05	2.64	14.90	V
	5550	-54.84	-13	-41.84	-66.70	2.94	14.80	V
	7410	-52.59	-13	-39.59	-62.36	3.39	13.16	V
Middle	3765	-55.82	-13	-42.82	-68.08	2.64	14.90	H
	5640	-53.62	-13	-40.62	-65.48	2.94	14.80	H
	7515	-51.64	-13	-38.64	-61.41	3.39	13.16	H
	3765	-55.54	-13	-42.54	-67.80	2.64	14.90	V
	5640	-54.21	-13	-41.21	-66.07	2.94	14.80	V
	7515	-51.58	-13	-38.58	-61.35	3.39	13.16	V
Highest	3810	-57.34	-13	-44.34	-69.60	2.64	14.90	H
	5730	-54.60	-13	-41.60	-66.46	2.94	14.80	H
	7635	-52.57	-13	-39.57	-62.34	3.39	13.16	H
	3810	-56.61	-13	-43.61	-68.87	2.64	14.90	V
	5730	-55.07	-13	-42.07	-66.93	2.94	14.80	V
	7635	-52.49	-13	-39.49	-62.26	3.39	13.16	V

Remark: Spurious emissions within 30-1000MHz were found more than 20dB below limit line.

WCDMA Band IV(RMC 12.2Kbps)								
Channel	Frequency (MHz)	EIRP (dBm)	Limit (dBm)	Over Limit (dB)	S.G. Power (dBm)	TX Cable loss (dB)	TX Antenna Gain (dBi)	Polarization (H/V)
Lowest	3420	-57.94	-13	-44.94	-68.68	2.604	13.34	H
	5130	-54.54	-13	-41.54	-65.05	3.011	13.52	H
	6855	-53.92	-13	-40.92	-64.12	3.271	13.47	H
	3420	-57.28	-13	-44.28	-68.02	2.604	13.34	V
	5130	-54.85	-13	-41.85	-65.36	3.011	13.52	V
	6855	-54.09	-13	-41.09	-64.29	3.271	13.47	V
Middle	3465	-57.87	-13	-44.87	-68.61	2.604	13.34	H
	5190	-53.39	-13	-40.39	-63.90	3.011	13.52	H
	6930	-53.46	-13	-40.46	-63.66	3.271	13.47	H
	3465	-57.99	-13	-44.99	-68.73	2.604	13.34	V
	5190	-54.70	-13	-41.70	-65.21	3.011	13.52	V
	6930	-53.59	-13	-40.59	-63.79	3.271	13.47	V
Highest	3510	-57.40	-13	-44.40	-68.14	2.604	13.34	H
	5265	-55.03	-13	-42.03	-65.54	3.011	13.52	H
	7005	-53.74	-13	-40.74	-63.94	3.271	13.47	H
	3510	-56.89	-13	-43.89	-67.63	2.604	13.34	V
	5265	-54.91	-13	-41.91	-65.42	3.011	13.52	V
	7005	-53.75	-13	-40.75	-63.95	3.271	13.47	V

Remark: Spurious emissions within 30-1000MHz were found more than 20dB below limit line.

<For Sample 2>

GSM850 (GSM)								
Channel	Frequency (MHz)	ERP (dBm)	Limit (dBm)	Over Limit (dB)	S.G. Power (dBm)	TX Cable loss (dB)	TX Antenna Gain (dBi)	Polarization (H/V)
Middle	1672	-63.94	-13	-50.94	-70.91	1.58	10.70	H
	2512	-60.43	-13	-47.43	-68.68	2.102	12.50	H
	3344	-60.49	-13	-47.49	-69.38	2.856	13.90	H
	1672	-62.85	-13	-49.85	-69.82	1.58	10.70	V
	2512	-58.99	-13	-45.99	-67.24	2.10	12.50	V
	3344	-60.58	-13	-47.58	-69.47	2.86	13.90	V

Remark: Spurious emissions within 30-1000MHz were found more than 20dB below limit line.

GSM1900 (GSM)								
Channel	Frequency (MHz)	ERP (dBm)	Limit (dBm)	Over Limit (dB)	S.G. Power (dBm)	TX Cable loss (dB)	TX Antenna Gain (dBi)	Polarization (H/V)
Middle	3765	-55.95	-13	-42.95	-68.21	2.64	14.90	H
	5640	-54.61	-13	-41.61	-66.47	2.94	14.80	H
	7515	-53.00	-13	-40.00	-62.77	3.39	13.16	H
	3765	-55.64	-13	-42.64	-67.90	2.64	14.90	V
	5640	-55.36	-13	-42.36	-67.22	2.94	14.80	V
	7515	-52.77	-13	-39.77	-62.54	3.39	13.16	V

Remark: Spurious emissions within 30-1000MHz were found more than 20dB below limit line.