B7_N66(5M)_DFT-s-OFDM_BPSK_Edge_1RB_Left_Low_CH

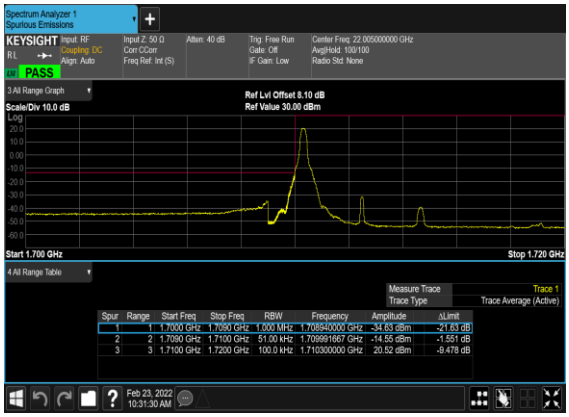

B7_N66(5M)_DFT-s-OFDM_QPSK_Edge_1RB_Left_Low_CH

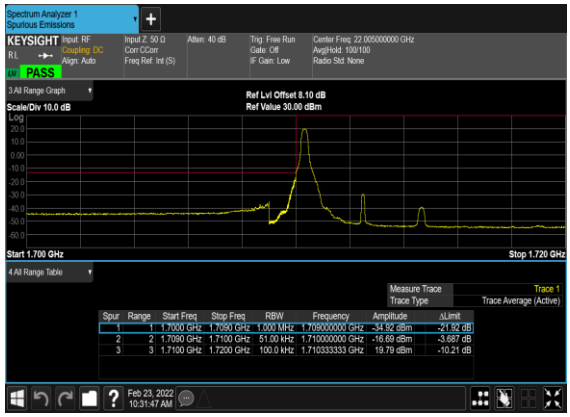

B7_N66(5M)_DFT-s-OFDM_BPSK_Outer_Full_Low_CH

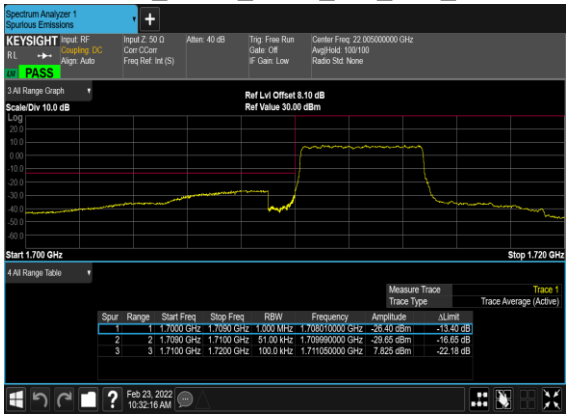

B7_N66(5M)_DFT-s-OFDM_QPSK_Outer_Full_Low_CH

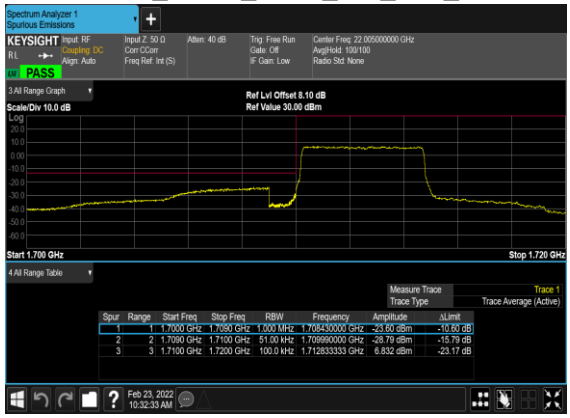

B7_N66(5M)_DFT-s-OFDM_BPSK_Edge_1RB_Right_High_CH

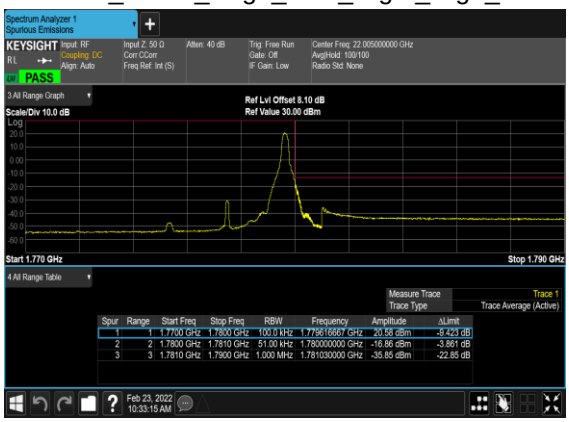

B7_N66(5M)_DFT-s-OFDM_QPSK_Edge_1RB_Right_High_CH

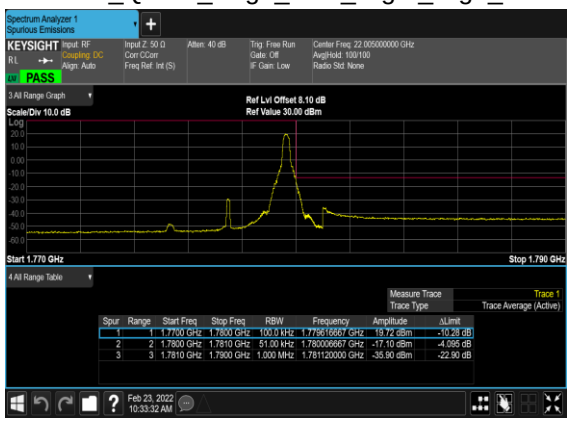

B7_N66(5M)_DFT-s-OFDM_BPSK_Outer_Full_High_CH

B7_N66(5M)_DFT-s-OFDM_QPSK_Outer_Full_High_CH

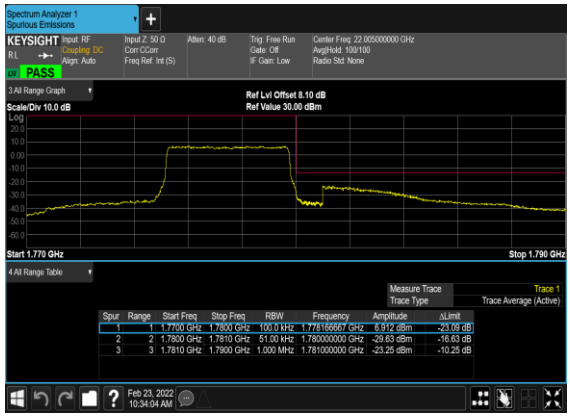

B7_N66(15M)_DFT-s-OFDM_BPSK_Edge_1RB_Left_Low_CH

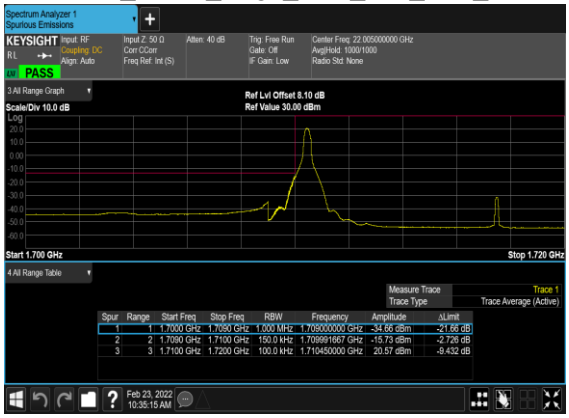

B7_N66(15M)_DFT-s-OFDM_QPSK_Edge_1RB_Left_Low_CH

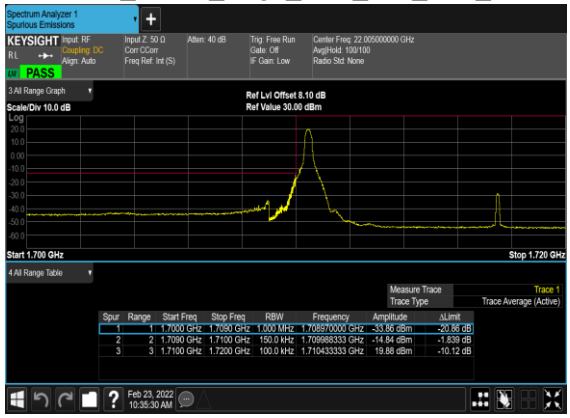

B7_N66(15M)_DFT-s-OFDM_BPSK_Outer_Full_Low_CH

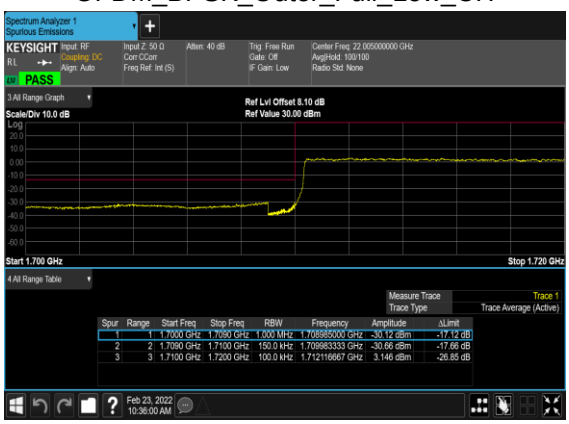

B7_N66(15M)_DFT-s-OFDM_QPSK_Outer_Full_Low_CH

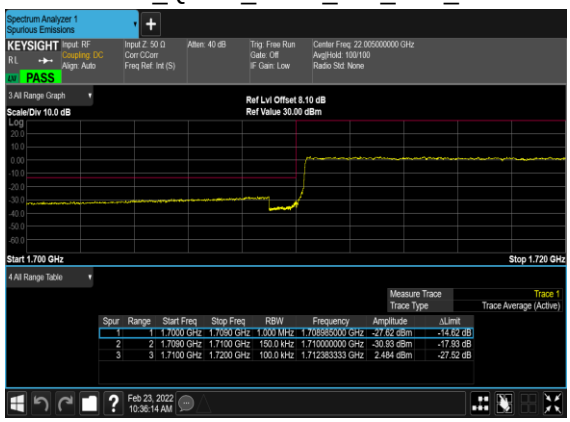

B7_N66(15M)_DFT-s-OFDM_BPSK_Edge_1RB_Right_High_CH

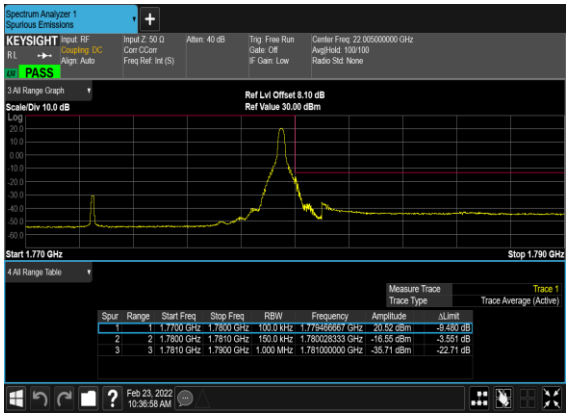

B7_N66(15M)_DFT-s-OFDM_QPSK_Edge_1RB_Right_High_CH

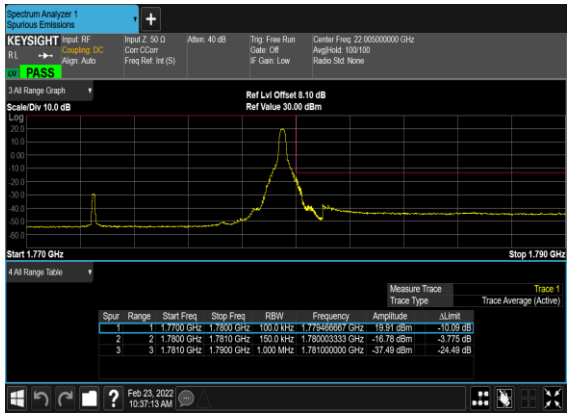

B7_N66(15M)_DFT-s-OFDM_BPSK_Outer_Full_High_CH

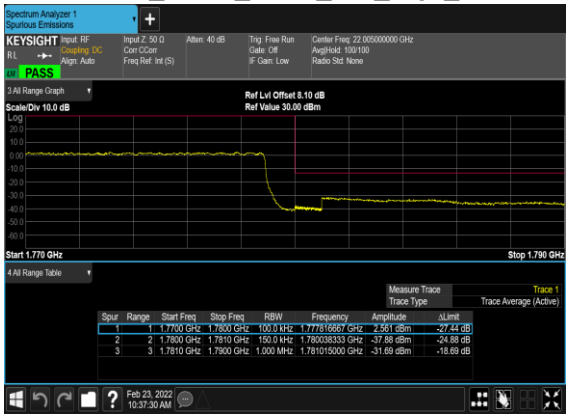

B7_N66(15M)_DFT-s-OFDM_QPSK_Outer_Full_High_CH

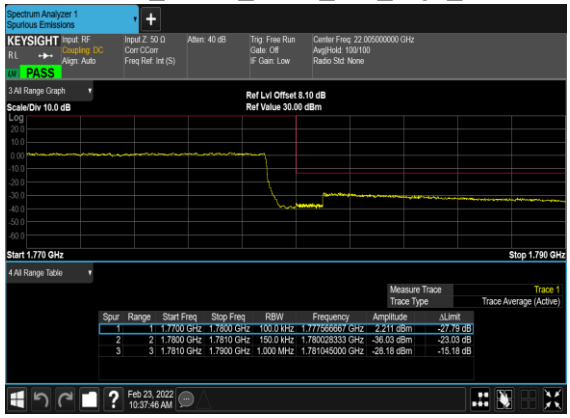

B7_N66(30M)_DFT-s-OFDM_BPSK_Edge_1RB_Left_Low_CH

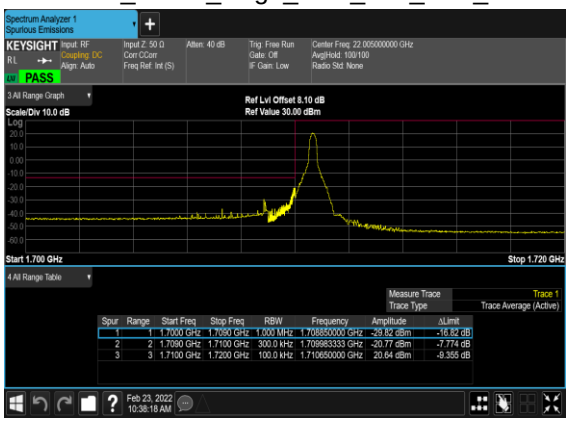

B7_N66(30M)_DFT-s-OFDM_QPSK_Edge_1RB_Left_Low_CH

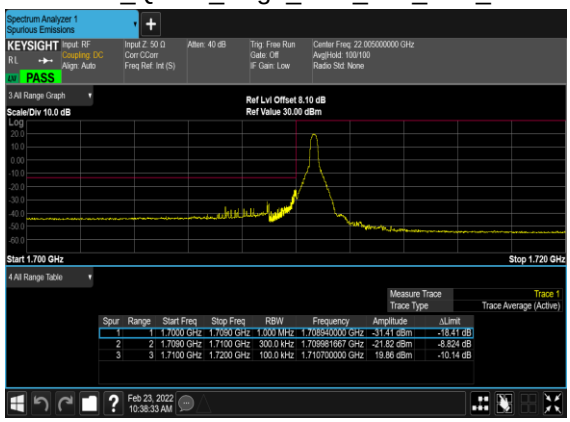

B7_N66(30M)_DFT-s-OFDM_BPSK_Outer_Full_Low_CH

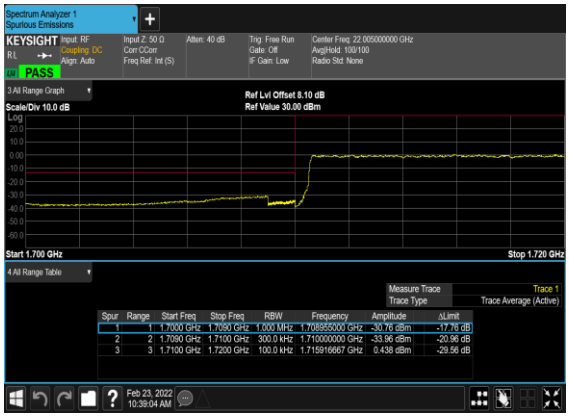

B7_N66(30M)_DFT-s-OFDM_QPSK_Outer_Full_Low_CH

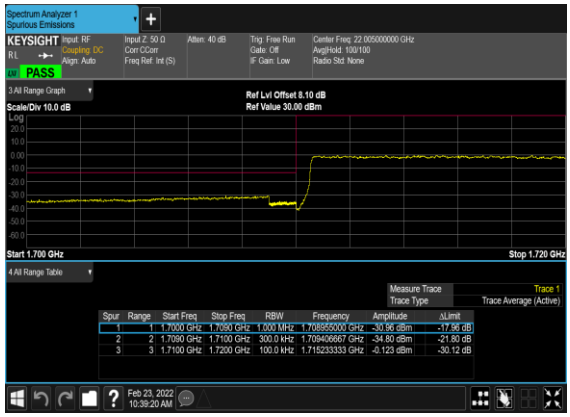

B7_N66(30M)_DFT-s-OFDM_BPSK_Edge_1RB_Right_High_CH

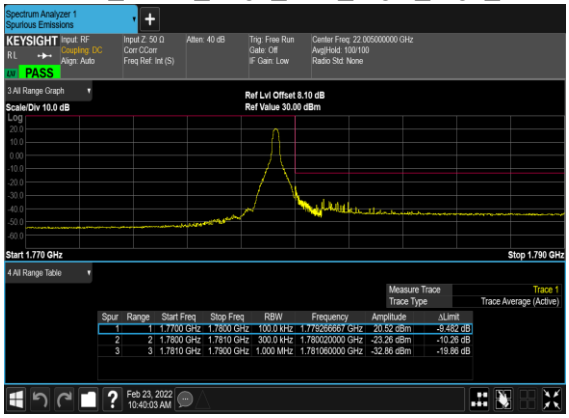

B7_N66(30M)_DFT-s-OFDM_QPSK_Edge_1RB_Right_High_CH

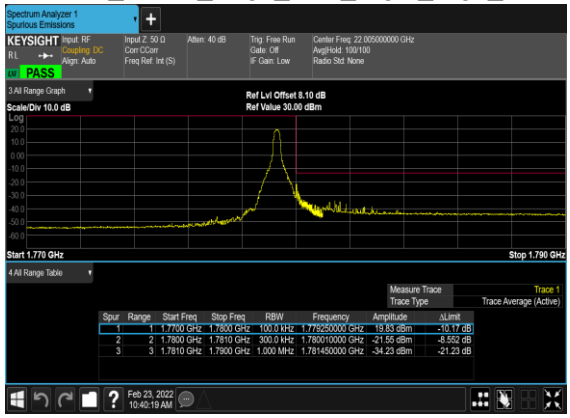

B7_N66(30M)_DFT-s-OFDM_BPSK_Outer_Full_High_CH

B7_N66(30M)_DFT-s-OFDM_QPSK_Outer_Full_High_CH

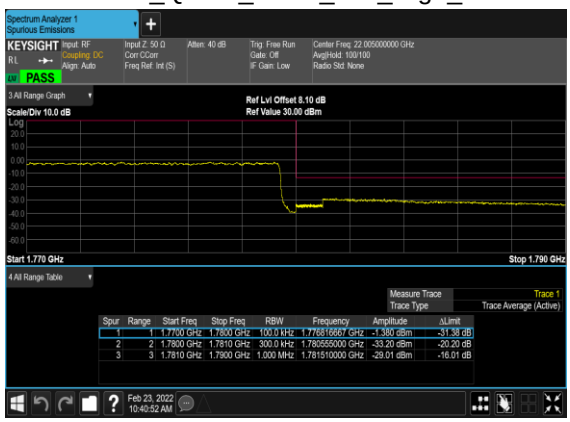

Appendix B. Test Results of Radiated Test

For Sample 1:

n2 / NR 20MHz / QPSK / ANT0(NR)								
Channel	Frequency (MHz)	EIRP (dBm)	Limit (dBm)	Over Limit (dB)	S.G. Power (dBm)	TX Cable loss (dB)	TX Antenna Gain (dBi)	Polarization (H/V)
Lowest	3705	-55.47	-13	-42.47	-67.73	2.64	14.90	H
	5550	-54.11	-13	-41.11	-65.97	2.94	14.80	H
	7410	-51.97	-13	-38.97	-61.74	3.39	13.16	H
	3705	-55.67	-13	-42.67	-67.93	2.64	14.90	V
	5550	-54.57	-13	-41.57	-66.43	2.94	14.80	V
	7410	-52.32	-13	-39.32	-62.09	3.39	13.16	V
Middle	3735	-54.91	-13	-41.91	-67.17	2.64	14.90	H
	5610	-54.06	-13	-41.06	-65.92	2.94	14.80	H
	7484	-51.62	-13	-38.62	-61.39	3.39	13.16	H
	3735	-54.61	-13	-41.61	-66.87	2.64	14.90	V
	5613	-54.49	-13	-41.49	-66.35	2.94	14.80	V
	7484	-51.50	-13	-38.50	-61.27	3.39	13.16	V
Highest	3780	-56.44	-13	-43.44	-68.70	2.64	14.90	H
	5670	-54.85	-13	-41.85	-66.71	2.94	14.80	H
	7560	-51.92	-13	-38.92	-61.69	3.39	13.16	H
	3780	-56.87	-13	-43.87	-69.13	2.64	14.90	V
	5670	-55.38	-13	-42.38	-67.24	2.94	14.80	V
	7560	-52.09	-13	-39.09	-61.86	3.39	13.16	V

Remark: Spurious emissions within 30-1000MHz were found more than 20dB below limit line.

n5 / NR 20MHz / QPSK / ANT0(NR)								
Channel	Frequency (MHz)	ERP (dBm)	Limit (dBm)	Over Limit (dB)	S.G. Power (dBm)	TX Cable loss (dB)	TX Antenna Gain (dBi)	Polarization (H/V)
Lowest	1648	-55.83	-13	-42.83	-62.80	1.58	10.70	H
	2472	-60.53	-13	-47.53	-68.78	2.10	12.50	H
	3304	-59.82	-13	-46.82	-68.71	2.86	13.90	H
	1648	-59.08	-13	-46.08	-66.05	1.58	10.70	V
	2472	-58.50	-13	-45.50	-66.75	2.10	12.50	V
	3304	-60.00	-13	-47.00	-68.89	2.86	13.90	V
Middle	1656	-65.07	-13	-52.07	-72.04	1.58	10.70	H
	2480	-60.88	-13	-47.88	-69.13	2.10	12.50	H
	3312	-60.16	-13	-47.16	-69.05	2.86	13.90	H
	1664	-65.14	-13	-52.14	-72.11	1.58	10.70	V
	2480	-58.89	-13	-45.89	-67.14	2.10	12.50	V
	3312	-60.22	-13	-47.22	-69.11	2.86	13.90	V
Highest	1656	-57.46	-13	-44.46	-64.43	1.58	10.70	H
	2488	-60.79	-13	-47.79	-69.04	2.10	12.50	H
	3320	-59.84	-13	-46.84	-68.73	2.86	13.90	H
	1656	-59.30	-13	-46.30	-66.27	1.58	10.70	V
	2488	-58.53	-13	-45.53	-66.78	2.10	12.50	V
	3320	-59.62	-13	-46.62	-68.51	2.86	13.90	V

Remark: Spurious emissions within 30-1000MHz were found more than 20dB below limit line.

EN-DC_7A_n5A / LTE 20MHz + NR 20MHz / QPSK / ANT2(LTE) & ANT0(NR)								
Channel	Frequency (MHz)	ERP (dBm)	Limit (dBm)	Over Limit (dB)	S.G. Power (dBm)	TX Cable loss (dB)	TX Antenna Gain (dBi)	Polarization (H/V)
Lowest	1648	-64.33	-13	-51.33	-71.30	1.58	10.70	H
	2472	-60.04	-13	-47.04	-68.29	2.10	12.50	H
	3304	-59.67	-13	-46.67	-68.56	2.86	13.90	H
	1648	-63.03	-13	-50.03	-70.00	1.58	10.70	V
	2472	-58.23	-13	-45.23	-66.48	2.10	12.50	V
	3304	-59.95	-13	-46.95	-68.84	2.86	13.90	V
Middle	1656	-61.35	-13	-48.35	-68.32	1.58	10.70	H
	2480	-60.92	-13	-47.92	-69.17	2.10	12.50	H
	3312	-60.25	-13	-47.25	-69.14	2.86	13.90	H
	1656	-61.32	-13	-48.32	-68.29	1.58	10.70	V
	2480	-58.75	-13	-45.75	-67.00	2.10	12.50	V
	3312	-59.52	-13	-46.52	-68.41	2.86	13.90	V
Highest	1656	-64.47	-13	-51.47	-71.44	1.58	10.70	H
	2488	-58.35	-13	-45.35	-66.60	2.10	12.50	H
	3320	-59.94	-13	-46.94	-68.83	2.86	13.90	H
	1656	-63.25	-13	-50.25	-70.22	1.58	10.70	V
	2488	-57.21	-13	-44.21	-65.46	2.10	12.50	V
	3320	-59.55	-13	-46.55	-68.44	2.86	13.90	V

Remark: Spurious emissions within 30-1000MHz were found more than 20dB below limit line.

n7 / NR 50MHz / QPSK / ANT2(NR)								
Channel	Frequency (MHz)	EIRP (dBm)	Limit (dBm)	Over Limit (dB)	S.G. Power (dBm)	TX Cable loss (dB)	TX Antenna Gain (dBi)	Polarization (H/V)
Lowest	5008	-64.80	-25	-39.80	-75.01	3.03	13.24	H
	7500	-55.98	-25	-30.98	-65.43	3.56	13.01	H
	10006	-62.49	-25	-37.49	-72.01	3.92	13.44	H
	5008	-64.50	-25	-39.50	-74.71	3.03	13.24	V
	7500	-57.58	-25	-32.58	-67.03	3.56	13.01	V
	10006	-62.53	-25	-37.53	-72.05	3.92	13.44	V
Middle	5050	-64.61	-25	-39.61	-74.82	3.03	13.24	H
	7578	-63.70	-25	-38.70	-73.15	3.56	13.01	H
	10104	-62.20	-25	-37.20	-71.72	3.92	13.44	H
	5052	-65.15	-25	-40.15	-75.36	3.03	13.24	V
	7578	-63.52	-25	-38.52	-72.97	3.56	13.01	V
	10104	-62.70	-25	-37.70	-72.22	3.92	13.44	V
Highest	5106	-64.93	-25	-39.93	-75.14	3.03	13.24	H
	7654	-50.81	-25	-25.81	-60.26	3.56	13.01	H
	10202	-61.58	-25	-36.58	-71.10	3.92	13.44	H
	5102	-64.98	-25	-39.98	-75.19	3.03	13.24	V
	7654	-53.52	-25	-28.52	-62.97	3.56	13.01	V
	10202	-63.01	-25	-38.01	-72.53	3.92	13.44	V

Remark: Spurious emissions within 30-1000MHz were found more than 20dB below limit line.

EN-DC_2A_n7A / LTE 20MHz + NR 20MHz / QPSK / ANT0(LTE) & ANT2(NR)								
Channel	Frequency (MHz)	EIRP (dBm)	Limit (dBm)	Over Limit (dB)	S.G. Power (dBm)	TX Cable loss (dB)	TX Antenna Gain (dBi)	Polarization (H/V)
Lowest	5008	-64.87	-25	-39.87	-75.08	3.03	13.24	H
	7500	-62.58	-25	-37.58	-72.03	3.56	13.01	H
	10006	-62.86	-25	-37.86	-72.38	3.92	13.44	H
	5008	-65.26	-25	-40.26	-75.47	3.03	13.24	V
	7500	-63.79	-25	-38.79	-73.24	3.56	13.01	V
	10006	-63.42	-25	-38.42	-72.94	3.92	13.44	V
Middle	5050	-64.80	-25	-39.80	-75.01	3.03	13.24	H
	7598	-55.92	-25	-30.92	-65.37	3.56	13.01	H
	10104	-62.40	-25	-37.40	-71.92	3.92	13.44	H
	5050	-64.74	-25	-39.74	-74.95	3.03	13.24	V
	7612	-55.17	-25	-30.17	-64.62	3.56	13.01	V
	10104	-62.64	-25	-37.64	-72.16	3.92	13.44	V
Highest	5106	-65.30	-25	-40.30	-75.51	3.03	13.24	H
	7654	-62.25	-25	-37.25	-71.70	3.56	13.01	H
	10202	-63.48	-25	-38.48	-73.00	3.92	13.44	H
	5106	-65.48	-25	-40.48	-75.69	3.03	13.24	V
	7654	-63.67	-25	-38.67	-73.12	3.56	13.01	V
	10202	-63.55	-25	-38.55	-73.07	3.92	13.44	V

Remark: Spurious emissions within 30-1000MHz were found more than 20dB below limit line.

EN-DC_5A_n7A / LTE 10MHz + NR 20MHz / QPSK / ANT0(LTE) & ANT2(NR)								
Channel	Frequency (MHz)	EIRP (dBm)	Limit (dBm)	Over Limit (dB)	S.G. Power (dBm)	TX Cable loss (dB)	TX Antenna Gain (dBi)	Polarization (H/V)
Lowest	5008	-65.28	-25	-40.28	-75.49	3.03	13.24	H
	7500	-63.94	-25	-38.94	-73.39	3.56	13.01	H
	10006	-63.05	-25	-38.05	-72.57	3.92	13.44	H
	5008	-65.31	-25	-40.31	-75.52	3.03	13.24	V
	7500	-63.86	-25	-38.86	-73.31	3.56	13.01	V
	10006	-63.49	-25	-38.49	-73.01	3.92	13.44	V
Middle	5050	-64.76	-25	-39.76	-74.97	3.03	13.24	H
	7598	-59.93	-25	-34.93	-69.38	3.56	13.01	H
	10104	-62.33	-25	-37.33	-71.85	3.92	13.44	H
	5050	-64.94	-25	-39.94	-75.15	3.03	13.24	V
	7598	-57.76	-25	-32.76	-67.21	3.56	13.01	V
	10104	-62.71	-25	-37.71	-72.23	3.92	13.44	V
Highest	5106	-65.15	-25	-40.15	-75.36	3.03	13.24	H
	7654	-63.15	-25	-38.15	-72.60	3.56	13.01	H
	10202	-63.56	-25	-38.56	-73.08	3.92	13.44	H
	5106	-65.25	-25	-40.25	-75.46	3.03	13.24	V
	7654	-63.15	-25	-38.15	-72.60	3.56	13.01	V
	10202	-63.99	-25	-38.99	-73.51	3.92	13.44	V

Remark: Spurious emissions within 30-1000MHz were found more than 20dB below limit line.

n41 / NR 100MHz / QPSK / ANT2(NR)								
Channel	Frequency (MHz)	EIRP (dBm)	Limit (dBm)	Over Limit (dB)	S.G. Power (dBm)	TX Cable loss (dB)	TX Antenna Gain (dBi)	Polarization (H/V)
Lowest	5008	-65.19	-25	-40.19	-75.40	3.03	13.24	H
	7486	-60.41	-25	-35.41	-69.86	3.56	13.01	H
	10006	-62.79	-25	-37.79	-72.31	3.92	13.44	H
	5008	-65.04	-25	-40.04	-75.25	3.03	13.24	V
	7500	-63.38	-25	-38.38	-72.83	3.56	13.01	V
	10006	-62.63	-25	-37.63	-72.15	3.92	13.44	V
Middle	5092	-58.22	-25	-33.22	-68.43	3.03	13.24	H
	7640	-44.49	-25	-19.49	-53.94	3.56	13.01	H
	10188	-62.57	-25	-37.57	-72.09	3.92	13.44	H
	5092	-63.07	-25	-38.07	-73.28	3.03	13.24	V
	7626	-42.76	-25	-17.76	-52.21	3.56	13.01	V
	10192	-62.73	-25	-37.73	-72.25	3.92	13.44	V
Highest	5190	-65.14	-25	-40.14	-75.35	3.03	13.24	H
	7780	-55.54	-25	-30.54	-64.99	3.56	13.01	H
	10384	-62.03	-25	-37.03	-71.55	3.92	13.44	H
	5190	-65.14	-25	-40.14	-75.35	3.03	13.24	V
	7780	-62.20	-25	-37.20	-71.65	3.56	13.01	V
	10384	-62.07	-25	-37.07	-71.59	3.92	13.44	V

Remark: Spurious emissions within 30-1000MHz were found more than 20dB below limit line.

n66 / NR 20MHz / QPSK / ANT0(NR)								
Channel	Frequency (MHz)	EIRP (dBm)	Limit (dBm)	Over Limit (dB)	S.G. Power (dBm)	TX Cable loss (dB)	TX Antenna Gain (dBi)	Polarization (H/V)
Lowest	3420	-57.69	-13	-44.69	-68.43	2.60	13.34	H
	5130	-54.31	-13	-41.31	-64.82	3.01	13.52	H
	6840	-53.96	-13	-40.96	-64.16	3.27	13.47	H
	3420	-58.15	-13	-45.15	-68.89	2.60	13.34	V
	5130	-54.31	-13	-41.31	-64.82	3.01	13.52	V
	6840	-53.87	-13	-40.87	-64.07	3.27	13.47	V
Middle	3465	-57.52	-13	-44.52	-68.26	2.60	13.34	H
	5208	-54.10	-13	-41.10	-64.61	3.01	13.52	H
	6945	-52.87	-13	-39.87	-63.07	3.27	13.47	H
	3472	-57.99	-13	-44.99	-68.73	2.60	13.34	V
	5248	-54.65	-13	-41.65	-65.16	3.01	13.52	V
	6945	-53.32	-13	-40.32	-63.52	3.27	13.47	V
Highest	3525	-57.03	-13	-44.03	-67.77	2.60	13.34	H
	5280	-54.41	-13	-41.41	-64.92	3.01	13.52	H
	7050	-53.50	-13	-40.50	-63.70	3.27	13.47	H
	3525	-57.51	-13	-44.51	-68.25	2.60	13.34	V
	5280	-54.86	-13	-41.86	-65.37	3.01	13.52	V
	7050	-53.06	-13	-40.06	-63.26	3.27	13.47	V

Remark: Spurious emissions within 30-1000MHz were found more than 20dB below limit line.

EN-DC_7A_n66A / LTE 20MHz + NR 30MHz / QPSK / ANT2(LTE) & ANT0(NR)								
Channel	Frequency (MHz)	EIRP (dBm)	Limit (dBm)	Over Limit (dB)	S.G. Power (dBm)	TX Cable loss (dB)	TX Antenna Gain (dBi)	Polarization (H/V)
Lowest	3420	-57.54	-13	-44.54	-68.28	2.60	13.34	H
	5130	-53.73	-13	-40.73	-64.24	3.01	13.52	H
	6840	-53.18	-13	-40.18	-63.38	3.27	13.47	H
	3420	-57.44	-13	-44.44	-68.18	2.60	13.34	V
	5130	-54.03	-13	-41.03	-64.54	3.01	13.52	V
	6840	-53.39	-13	-40.39	-63.59	3.27	13.47	V
Middle	3465	-57.57	-13	-44.57	-68.31	2.60	13.34	H
	5250	-54.24	-13	-41.24	-64.75	3.01	13.52	H
	6945	-53.28	-13	-40.28	-63.48	3.27	13.47	H
	3465	-58.05	-13	-45.05	-68.79	2.60	13.34	V
	5248	-54.58	-13	-41.58	-65.09	3.01	13.52	V
	6945	-53.38	-13	-40.38	-63.58	3.27	13.47	V
Highest	3525	-56.84	-13	-43.84	-67.58	2.60	13.34	H
	5280	-54.51	-13	-41.51	-65.02	3.01	13.52	H
	7050	-53.19	-13	-40.19	-63.39	3.27	13.47	H
	3525	-56.97	-13	-43.97	-67.71	2.60	13.34	V
	5280	-54.37	-13	-41.37	-64.88	3.01	13.52	V
	7050	-52.81	-13	-39.81	-63.01	3.27	13.47	V

Remark: Spurious emissions within 30-1000MHz were found more than 20dB below limit line.

For Sample 2:

n41 / NR 100MHz / QPSK / ANT2(NR)								
Channel	Frequency (MHz)	EIRP (dBm)	Limit (dBm)	Over Limit (dB)	S.G. Power (dBm)	TX Cable loss (dB)	TX Antenna Gain (dBi)	Polarization (H/V)
Lowest	5008	-64.58	-25	-39.58	-74.79	3.03	13.24	H
	7500	-59.73	-25	-34.73	-69.18	3.56	13.01	H
	10006	-63.45	-25	-38.45	-72.97	3.92	13.44	H
	5008	-64.25	-25	-39.25	-74.46	3.03	13.24	V
	7500	-58.96	-25	-33.96	-68.41	3.56	13.01	V
	10006	-63.67	-25	-38.67	-73.19	3.92	13.44	V
Middle	5092	-58.67	-25	-33.67	-68.88	3.03	13.24	H
	7640	-52.38	-25	-27.38	-61.83	3.56	13.01	H
	10188	-62.12	-25	-37.12	-71.64	3.92	13.44	H
	5092	-62.16	-25	-37.16	-72.37	3.03	13.24	V
	7640	-54.73	-25	-29.73	-64.18	3.56	13.01	V
	10188	-63.46	-25	-38.46	-72.98	3.92	13.44	V
Highest	5190	-65.70	-25	-40.70	-75.91	3.03	13.24	H
	7780	-54.78	-25	-29.78	-64.23	3.56	13.01	H
	10384	-62.49	-25	-37.49	-72.01	3.92	13.44	H
	5190	-65.48	-25	-40.48	-75.69	3.03	13.24	V
	7780	-60.76	-25	-35.76	-70.21	3.56	13.01	V
	10384	-62.88	-25	-37.88	-72.40	3.92	13.44	V

Remark: Spurious emissions within 30-1000MHz were found more than 20dB below limit line.