FCC RF TEST REPORT

FCC ID	:	UZ7TC15BK
Equipment	:	Touch computer
Brand Name	:	Zebra
Model Name	:	TC15BK
Applicant	:	Zebra Technologies Corporation 1 Zebra Plaza, Holtsville, NY 11742
Manufacturer	:	Zebra Technologies Corporation 1 Zebra Plaza, Holtsville, NY 11742
Standard	:	47 CFR Part 2, Part 27 Subpart Q
Classification	:	PCS Licensed Transmitter Held to Ear (PCE)
Test Date(s)	:	Feb. 21, 2022 ~ Mar. 02, 2022

We, Sporton International Inc. (Kunshan), would like to declare that the tested sample has been evaluated in accordance with the procedures given in ANSI C63.26-2015 and shown compliance with the applicable technical standards.

This report contains data that were produced under subcontract by Sporton International Inc. (Shenzhen).

The test results in this report apply exclusively to the tested model / sample. Without written approval of Sporton International Inc. (Kunshan), the test report shall not be reproduced except in full.

Jason Jia

Reviewed by: Jason Jia / Supervisor

Alexwang

Approved by: Alex Wang / Manager

ACCREDITED
Cert #5145.02

Sporton International Inc. (Kunshan)

No. 1098, Pengxi North Road, Kunshan Economic Development Zone Jiangsu Province 215300

People's Republic of China

TABLE OF CONTENTS

History of this test report **3**
Summary of Test Result **4**
1 General Description **5**
1.1 Product Feature of Equipment Under Test 5
1.2 Product Specification of Equipment Under Test 5
1.3 Modification of EUT 6
1.4 Maximum EIRP Power and Emission Designator 6
1.5 Testing Location 7
1.6 Applicable Standards 7
2 Test Configuration of Equipment Under Test **8**
2.1 Test Mode 8
2.2 Connection Diagram of Test System 9
2.3 Support Unit used in test configuration and system 9
2.4 Measurement Results Explanation Example 9
2.5 Frequency List of Low/Middle/High Channels 10
3 Conducted Test Items **11**
3.1 Measuring Instruments 11
3.2 Test Setup 11
3.3 Test Result of Conducted Test 11
3.4 Conducted Output Power Measurement 12
3.5 Peak-to-Average Ratio 13
3.6 EIRP 14
3.7 Occupied Bandwidth 15
3.8 Conducted Band Edge Measurement 16
3.9 Conducted Spurious Emission Measurement 17
3.10 Frequency Stability Measurement 18
4 Radiated Test Items **19**
4.1 Measuring Instruments 19
4.2 Test Setup 19
4.3 Test Result of Radiated Test 20
4.4 Radiated Spurious Emission Measurement 21
5 List of Measuring Equipment **22**
6 Uncertainty of Evaluation **23**
APPENDIX A. TEST RESULTS OF CONDUCTED TEST
APPENDIX B. TEST RESULTS OF RADIATED TEST
APPENDIX C. TEST SETUP PHOTOGRAPHS

History of this test report

Report No.	Version	Description	Issued Date
FG212805F	01	Initial issue of report	Apr. 01, 2022

Summary of Test Result

Report Section	FCC Rule	Description	Limit	Result	Remark
3.4	§2.1046	Conducted Output Power	—	Report Only	-
3.5	§27.50 (k)(4)	Peak-to-Average Ratio	<13dB	PASS	
3.6	§27.50 (k)(3)	EIRP	EIRP < 1W (30dBm)	PASS	-
3.7	§2.1049	Occupied Bandwidth	—	Report Only	-
3.8	§2.1051 §27.53 (n)(2)	Conducted Band Edge Measurement	-13dBm/MHz	PASS	-
3.9	§2.1051 §27.53 (n)(2)	Conducted Spurious Emission	-13dBm/MHz	PASS	-
3.10	§2.1055 §27.54	Frequency Stability Temperature & Voltage	Within the band	PASS	-
4.4	§2.1053 §27.53 (n)(2)	Radiated Spurious Emission	-13dBm/MHz	PASS	Under limit 42.06 dB at 10356.00 MHz

Declaration of Conformity:
The test results with all measurement uncertainty excluded are presented in accordance with the regulation limits or requirements declared by manufacturers.
Comments and Explanations:
The declared of product specification for EUT presented in the report are provided by the manufacturer, and the manufacturer takes all the responsibilities for the accuracy of product specification.

1 General Description

1.1 Product Feature of Equipment Under Test

Product Feature	
Equipment	Touch computer
Brand Name	Zebra
Model Name	TC15BK
FCC ID	UZ7TC15BK
Sample 1	Scanner(SE4710)
Sample 2	Scanner(SE4100)
HW Version	EV2.4
SW Version	Groot-userdebug11 11-06-29.00-RG-U000-PRD-GRT FX3
MFD	26JAN22
EUT Stage	Identical Prototype

Specification of Accessory				
AC Adapter	**Brand Name**	Zebra	**Part Number**	PWR-WUA5V12W0US
Battery 1	**Brand Name**	Zebra	**Model Number**	BT-000454
			Part Number	BT-000454-20
Battery 2	**Brand Name**	Zebra	**Model Number**	BT-000454
			Part Number	BT-000454-70
Earphone	**Brand Name**	Zebra	**Part Number**	HDST-35MM-PTVP-01
USB Cable (Type C to Type A)	**Brand Name**	Zebra	**Part Number**	CBL-TC5X-USBC2A-01
Type C-Audio Cable (Type C to 3.5mm)	**Brand Name**	Zebra	**Part Number**	ADP-USBC-35MM1-01

1.2 Product Specification of Equipment Under Test

Product Feature	
Tx/Rx Frequency	5G NR n77: 3450 MHz ~ 3550 MHz 5G NR n78: 3450 MHz ~ 3550 MHz
Bandwidth	5G NR n77: 20MHz / 30MHz / 40MHz / 60MHz / 80MHz / 100MHz 5G NR n78: 20MHz / 30MHz / 40MHz / 50MHz / 60MHz / 70MHz / 80MHz / 90MHz / 100MHz
SCS	30kHz
Antenna Type	Fixed Internal Antenna
Maximum Output Power to Antenna	<Ant. 3> 5G NR n77 : 23.88 dBm 5G NR n78 : 26.99 dBm
Antenna Gain	For Ant 1: 5G NR n77 : -2.52 dBi 5G NR n78 : -2.52 dBi For Ant 3: 5G NR n77 : -1.06 dBi

	5G NR n78 : -1.06 dBi For Ant 4: 5G NR n77 : -0.83 dBi 5G NR n78 : -0.83 dBi For Ant 5: 5G NR n77 : 1.33 dBi 5G NR n78 : 1.33 dBi
Type of Modulation	CP-OFDM: QPSK / 16QAM / 64QAM / 256QAM DFT-s-OFDM: PI/2 BPSK / QPSK / 16QAM / 64QAM / 256QAM

Remark:

1. The maximum EIRP is calculated from max output power and max antenna gain, only the maximum EIRP is shown in the report, 5G NR n77/n78 for Antenna 3.
2. 5G NR n77 support SA, n78 support SA & NSA. According to the maximum power between SA and NSA mode, SA covers NSA mode for 5G NR n78.
3. The device supports HPUE mode for 5G NR SA n78.
4. The EN-DC mode combination: DC_2A_n78A, DC_5A_n78A.
5. The device supports n77/n78(1T4R) SRS resources on ant.1/4/5, only the test data of worst ant.3 is showed in the report according to the maximum power.

1.3 Modification of EUT

No modifications are made to the EUT during all test items.

1.4 Maximum EIRP Power and Emission Designator

5G NR n78		PI/2 BPSK / QPSK		16QAM/64QAM/256QAM	
BW (MHz)	**Frequency Range (MHz)**	**Maximum EIRP(W)**	**Emission Designator (99%OBW)**	**Maximum EIRP(W)**	**Emission Designator (99%OBW)**
20	3460.02 ~ 3540	0.3784	18M2G7D	0.3055	18M2W7D
30	3465 ~ 3534.99	0.3802	27M8G7D	0.3214	27M9W7D
40	3470.01 ~ 3529.98	0.3917	37M9G7D	0.3289	37M9W7D
50	3475.02 ~ 3525	0.3565	47M5G7D	0.2897	47M6W7D
60	3480 ~ 3519.99	0.3899	57M9G7D	0.3648	57M9W7D
70	3485.01 ~ 3514.98	0.3459	67M5G7D	0.2799	67M6W7D
80	3490.02 ~ 3510	0.3516	77M6G7D	0.2864	77M5W7D
90	3495 ~ 3504.99	0.3319	87M5G7D	0.2649	87M6W7D
100	3500.01 ~ 3500.01	0.3334	97M4G7D	0.2624	97M7W7D

Note: All modulations have been tested, only the worst test results of PSK & QAM are shown in the report.

1.5 Testing Location

Sporton International Inc. (Kunshan) is accredited to ISO/IEC 17025:2017 by American Association for Laboratory Accreditation with Certificate Number 5145.02.

Test Firm	Sporton International Inc. (Kunshan)		
Test Site Location	No. 1098, Pengxi North Road, Kunshan Economic Development Zone Jiangsu Province 215300 People's Republic of China TEL : +86-512-57900158 FAX : +86-512-57900958		
Test Site No.	**Sporton Site No.**	**FCC Designation No.**	**FCC Test Firm Registration No.**
	03CH04-KS	CN1257	314309

Sporton International Inc. (Shenzhen) is accredited to ISO/IEC 17025:2017 by American Association for Laboratory Accreditation with Certificate Number 5145.01.

Test Firm	Sporton International Inc. (Shenzhen)		
Test Site Location	1/F, 2/F, Bldg 5, Shiling Industrial Zone, Xinwei Village, Xili, Nanshan, Shenzhen, 518055 People's Republic of China TEL: +86-755-86379589 FAX: +86-755-86379595		
Test Site No.	**Sporton Site No.**	**FCC Designation No.**	**FCC Test Firm Registration No.**
	TH01-SZ	CN1256	421272

Test data subcontracted: conducted test items in section 3.4~3.10 of this report.

1.6 Applicable Standards

According to the specifications of the manufacturer, the EUT must comply with the requirements of the following standards:

- 47 CFR Part 2, Part 27 Subpart Q
- ANSI C63.26-2015
- FCC KDB 971168 Power Meas License Digital Systems D01 v03r01
- FCC KDB 412172 D01 Determining ERP and EIRP v01r01

Remark:

1. All test items were verified and recorded according to the standards and without any deviation during the test.
2. This EUT has also been tested and complied with the requirements of FCC Part 15, Subpart B, recorded in a separate test report.

2 Test Configuration of Equipment Under Test

2.1 Test Mode

Antenna port conducted and radiated test items listed below are performed according to KDB 971168 D01 Power Meas. License Digital Systems v03r01 with maximum output power.

For radiated measurement, pre-scanned in three orthogonal panels, X, Y, Z and accessory configurations. The worst-cases (Y Plane with adapter) were recorded in this report.

Test Items	5G NR	Bandwidth (MHz)									Modulation					RB #		Test Channel		
		20	30	40	50	60	70	80	90	100	PI/2 BPSK	QPSK	16QAM	64QAM	256 QAM	1	Full	L	M	H
Max. Output Power	n77	v	v	v		v		v		v	v	v	v	v	v	v	v	v	v	v
	n78	v	v	v	v	v	v	v	v	v	v	v	v	v	v	v	v	v	v	v
Peak-to-Average Ratio	n78	v									v	v				v	v	v	v	v
E.R.P / E.I.R.P	n77	v	v	v		v		v		v	v	v	v	v	v	v	v	v	v	v
	n78	v	v	v	v	v	v	v	v	v	v	v	v	v	v	v	v	v	v	v
26dB and 99% Bandwidth	n78	v	v	v	v	v	v	v	v	v	v	v	v	v	v		v		v	
Conducted Band Edge	n78	v				v				v	v	v				v	v	v		v
Conducted Spurious Emission	n78	v				v				v	v	v				v		v	v	v
Frequency Stability	n78	v										v					v		v	
Radiated Spurious Emission	n78	Worst Case																	v	
Note	1. The mark "**v** " means that this configuration is chosen for testing 2. The mark "-" means that this bandwidth is not supported. 3. The device is investigated from 30MHz to 10 times of fundamental signal for radiated spurious emission test under different RB size/offset and modulations in exploratory test. Subsequently, only the worst case emissions are reported. 4. 5G NR n78 overlaps the entire frequency range of n77, Therefore, the test results provided in this report covers n78 as well as n77. 5. Frequency Stability：Normal Voltage = 3.87V ；Low Voltage =3.65V. ；High Voltage =4.45V																		

2.2 Connection Diagram of Test System

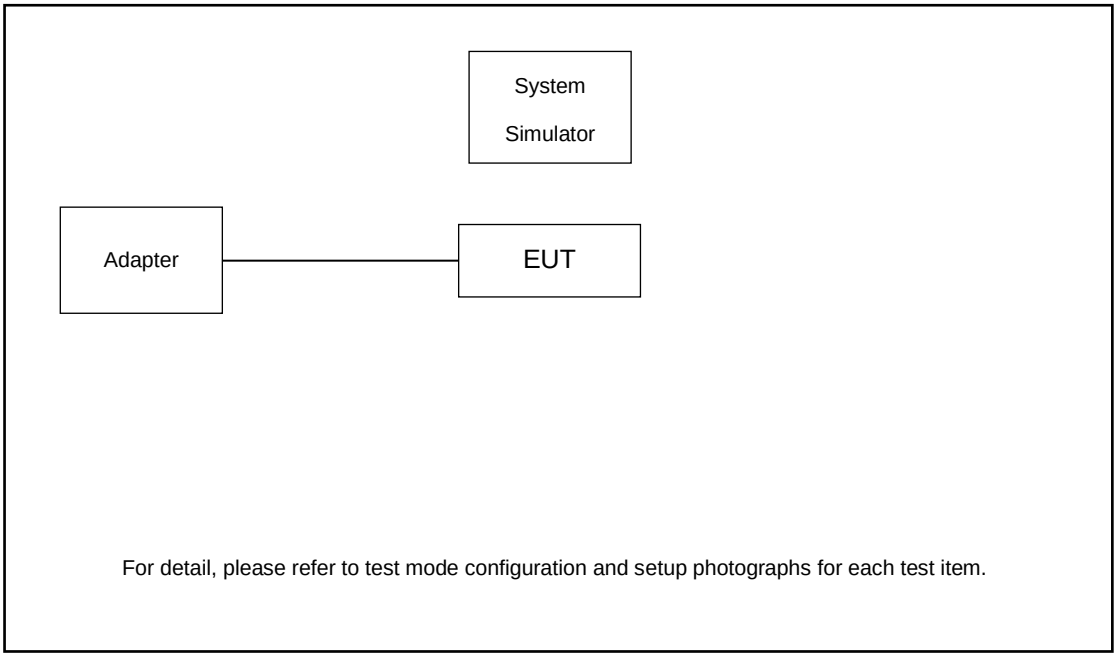

2.3 Support Unit used in test configuration and system

Item	Equipment	Trade Name	Model No.	FCC ID	Data Cable	Power Cord
1.	Power Supply	GWINSTEK	PSS-2002	N/A	N/A	Unshielded,1.8m
2.	Base Station	Anritsu	MT8821C	N/A	N/A	Unshielded,1.8m
3.	Base Station	Anritsu	MT8000A	N/A	N/A	Unshielded,1.8m

2.4 Measurement Results Explanation Example

For all conducted test items:

The offset level is set in the spectrum analyzer to compensate the RF cable loss between EUT conducted output port and spectrum analyzer. With the offset compensation, the spectrum analyzer reading level is exactly the EUT RF output level.

The spectrum analyzer offset is derived from RF cable loss.

Offset = RF cable loss.

Following shows an offset computation example with cable loss 6.30 dB.

Example :

Offset(dB) = RF cable loss(dB).

= 6.30 (dB)

2.5 Frequency List of Low/Middle/High Channels

5G n77/n78 Channel and Frequency List-30kHz				
BW [MHz]	**Channel/Frequency(MHz)**	**Lowest**	**Middle**	**Highest**
100	Channel	-	633334	-
	Frequency	-	3500.01	-
90	Channel	633000	633334	633666
	Frequency	3495	3500.01	3504.99
80	Channel	632668	633334	634000
	Frequency	3490.02	3500.01	3510
70	Channel	632334	633334	634332
	Frequency	3485.01	3500.01	3514.98
60	Channel	632000	633334	634666
	Frequency	3480	3500.01	3519.99
50	Channel	631668	633334	635000
	Frequency	3475.02	3500.01	3525
40	Channel	631334	633334	635332
	Frequency	3470.01	3500.01	3529.98
30	Channel	631000	633334	635666
	Frequency	3465	3500.01	3534.99
20	Channel	630668	633334	636000
	Frequency	3460.02	3500.01	3540

3 Conducted Test Items

3.1 Measuring Instruments

See list of measuring instruments of this test report.

3.2 Test Setup

3.2.1 Conducted Output Power



3.2.2 Peak-to-Average Ratio, Occupied / 26dB Bandwidth ,Band-Edge and Conducted Spurious Emission

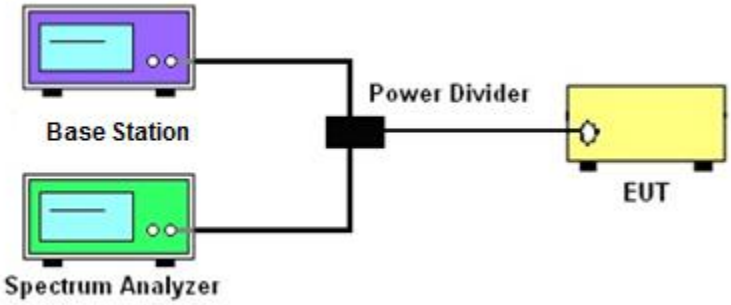

3.2.3 Frequency Stability

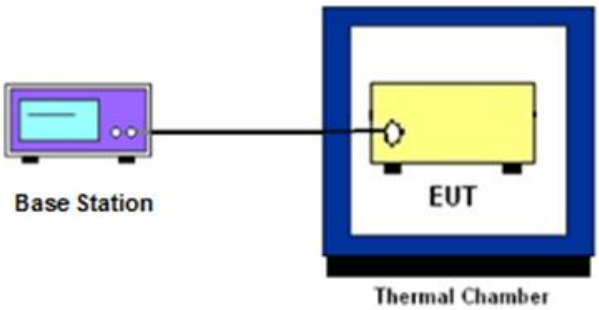

3.3 Test Result of Conducted Test

Please refer to Appendix A.

3.4 Conducted Output Power Measurement

3.4.1 Description of the Conducted Output Power Measurement

A base station simulator was used to establish communication with the EUT. Its parameters were set to transmit the maximum power on the EUT. The measured power in the radio frequency on the transmitter output terminals shall be reported.

3.4.2 Test Procedures

1. The testing follows ANSI C63.26 Section 5.2
2. The transmitter output port was connected to the system simulator.
3. Set EUT at maximum power through the system simulator.
4. Select lowest, middle, and highest channels for each band and different modulation.
5. Measure and record the power level from the system simulator.

3.5 Peak-to-Average Ratio

3.5.1 Description of the PAR Measurement

Power Complementary Cumulative Distribution Function (CCDF) curves provide a means for characterizing the power peaks of a digitally modulated signal on a statistical basis. A CCDF curve depicts the probability of the peak signal amplitude exceeding the average power level. Most contemporary measurement instrumentation include the capability to produce CCDF curves for an input signal provided that the instrument's resolution bandwidth can be set wide enough to accommodate the entire input signal bandwidth. In measuring transmissions in this band using an average power technique, the peak-to-average ratio (PAR) of the transmission may not exceed 13 dB.

3.5.2 Test Procedures

1. The testing follows ANSI C63.26 Section 5.2.3.4 (CCDF).
2. The EUT was connected to spectrum and system simulator via a power divider.
3. Set the CCDF (Complementary Cumulative Distribution Function) option in spectrum analyzer.
4. The highest RF powers were measured and recorded the maximum PAPR level associated with a probability of 0.1 %.
5. Record the deviation as Peak to Average Ratio.

3.6 EIRP

3.6.1 Description of EIRP Limit

§ 27.50 (k)(3)

Mobile devices are limited to 1Watt (30 dBm) EIRP. Mobile devices operating in these bands must employ a means for limiting power to the minimum necessary for successful communications

3.6.2 Test Procedures

1. According to KDB 412172 D01 Power Approach,
2. EIRP = $P_T + G_T – L_C$, ERP = EIRP -2.15, where

   P_T = transmitter output power in dBm

   G_T = gain of the transmitting antenna in dBi

   L_C = signal attenuation in the connecting cable between the transmitter and antenna in dB

3.7 Occupied Bandwidth

3.7.1 Description of Occupied Bandwidth Measurement

The occupied bandwidth is the width of a frequency band such that, below the lower and above the upper frequency limits, the mean powers emitted are each equal to a specified percentage 0.5% of the total mean transmitted power.

The 26 dB emission bandwidth is defined as the frequency range between two points, one above and one below the carrier frequency, at which the spectral density of the emission is attenuated 26 dB below the maximum in-band spectral density of the modulated signal. Spectral density (power per unit bandwidth) is to be measured with a detector of resolution bandwidth equal to approximately 1.0% of the emission bandwidth.

3.7.2 Test Procedures

1. The testing follows ANSI C63.26 Section 5.4
2. The EUT was connected to spectrum analyzer and system simulator via a power divider.
3. The spectrum analyzer center frequency is set to the nominal EUT channel center frequency. The span range for the spectrum analyzer shall be between two and five times the anticipated OBW.
4. The nominal resolution bandwidth (RBW) shall be in the range of 1 to 5 % of the anticipated OBW, and the VBW shall be at least 3 times the RBW.
5. Set the detection mode to peak, and the trace mode to max hold.
6. Determine the reference value: Set the EUT to transmit a modulated signal. Allow the trace to stabilize. Set the spectrum analyzer marker to the highest level of the displayed trace.
   (this is the reference value)
7. Determine the “-26 dB down amplitude” as equal to (Reference Value – X).
8. Place two markers, one at the lowest and the other at the highest frequency of the envelope of the spectral display such that each marker is at or slightly below the “–X dB down amplitude” determined in step 6. If a marker is below this “-X dB down amplitude” value it shall be placed as close as possible to this value. The OBW is the positive frequency difference between the two markers.
9. Use the 99 % power bandwidth function of the spectrum analyzer and report the measured bandwidth.

3.8 Conducted Band Edge Measurement

3.8.1 Description of Conducted Band Edge Measurement

§ 27.53 (n)(2)

For mobile operations in the 3450-3550 MHz band, the conducted power of any emission outside the licensee's authorized bandwidth shall not exceed −13 dBm/MHz.

Compliance with this paragraph is based on the use of measurement instrumentation employing a resolution bandwidth of 1 megahertz or greater. However, in the 1 megahertz bands immediately outside and adjacent to the licensee's frequency block, a resolution bandwidth of at least one percent of the emission bandwidth of the fundamental emission of the transmitter may be employed, but limited to a maximum of 200 kHz. In the bands between 1 and 5 MHz removed from the licensee's frequency block, the minimum resolution bandwidth for the measurement shall be 500 kHz.

3.8.2 Test Procedures

1. The testing follows ANSI C63.26 section 5.7
2. The EUT was connected to spectrum analyzer and system simulator via a power divider.
3. The band edges of low and high channels for the highest RF powers were measured.
4. Set RBW ≥ 1% EBW but limited to a maximum of 200 kHz in the 1MHz band immediately outside and adjacent to the band edge.
5. Beyond the 1 MHz and 5 MHz removed from the band edge, set RBW ≥ 500KHz.
6. Beyond the 5 MHz removed from the band edge, set RBW = 1MHz.
7. Set spectrum analyzer with RMS detector.
8. The RF fundamental frequency should be excluded against the limit line in the operating frequency band.
9. Checked that all the results comply with the emission limit line.

3.9 Conducted Spurious Emission Measurement

3.9.1 Description of Conducted Spurious Emission Measurement

The power of any emission outside of the authorized operating frequency ranges shall not exceed −13 dBm/MHz.

It is measured by means of a calibrated spectrum analyzer and scanned from 9 kHz up to a frequency including its 10th harmonic.

3.9.2 Test Procedures

1. The testing follows ANSI C63.26 section 5.7
2. The EUT was connected to spectrum analyzer and system simulator via a power divider.
3. The RF output of EUT was connected to the spectrum analyzer by RF cable and attenuator. The path loss was compensated to the results for each measurement.
4. The middle channel for the highest RF power within the transmitting frequency was measured.
5. The conducted spurious emission for the whole frequency range was taken.
6. Make the measurement with the spectrum analyzer's RBW = 1MHz, VBW = 3MHz.
7. Set spectrum analyzer with RMS detector.
8. Taking the record of maximum spurious emission.
9. The RF fundamental frequency should be excluded against the limit line in the operating frequency band.
10. Checked that all the results comply with the emission limit line.

3.10 Frequency Stability Measurement

3.10.1 Description of Frequency Stability Measurement

The frequency stability shall be measured by variation of ambient temperature and variation of primary supply voltage to ensure that the fundamental emission stays within the authorized frequency block.

3.10.2 Test Procedures for Temperature Variation

1. The testing follows ANSI C63.26 section 5.6.4
2. The EUT was set up in the thermal chamber and connected with the system simulator.
3. With power OFF, the temperature was decreased to -30°C and the EUT was stabilized before testing. Power was applied and the maximum change in frequency was recorded within one minute.
4. With power OFF, the temperature was raised in 10°C step up to 50°C. The EUT was stabilized at each step for at least half an hour. Power was applied and the maximum frequency change was recorded within one minute.

3.10.3 Test Procedures for Voltage Variation

1. The testing follows ANSI C63.26 section 5.6.5.
2. The EUT was placed in a temperature chamber at 20±5°C and connected with the system simulator.
3. The power supply voltage to the EUT was varied from 85% to 115% of the nominal value for other than hand carried battery equipment.
4. For hand carried, battery powered equipment, reduce the primary ac or dc supply voltage to the battery operating end point, which shall be specified by the manufacturer.
5. The variation in frequency was measured for the worst case.

4 Radiated Test Items

4.1 Measuring Instruments

See list of measuring instruments of this test report.

4.2 Test Setup

4.2.1 For radiated test below 30MHz

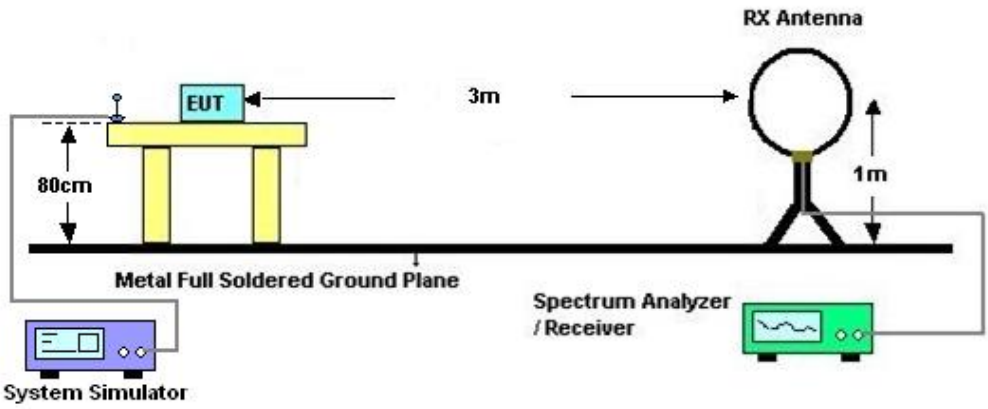

4.2.2 For radiated test from 30MHz to 1GHz

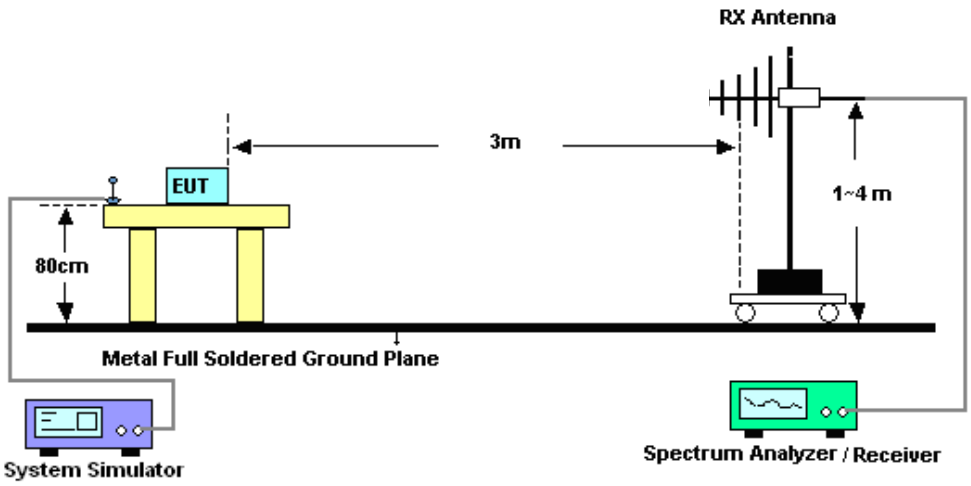

4.2.3 For radiated test above 1GHz

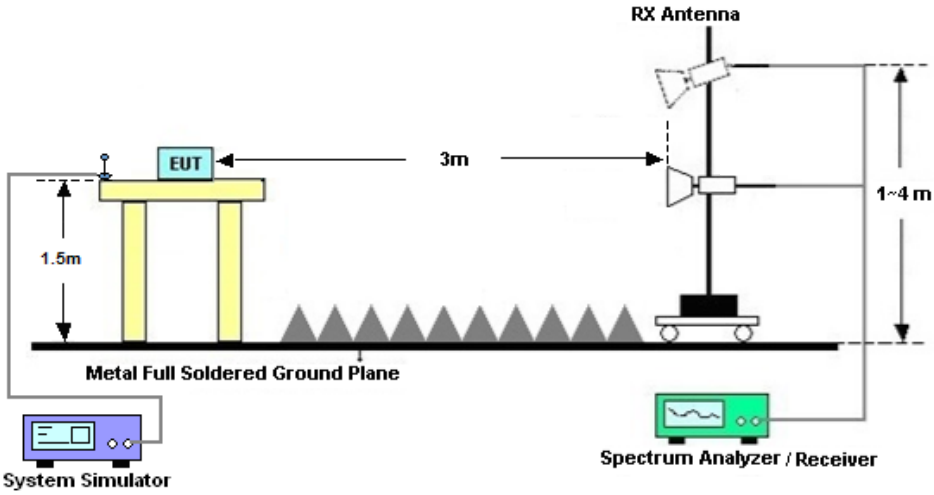

4.3 Test Result of Radiated Test

The low frequency, which started from 9 kHz to 30MHz, was pre-scanned and the result which was 20dB lower than the limit line was not reported.

Please refer to Appendix B.

4.4 Radiated Spurious Emission Measurement

4.4.1 Description of Radiated Spurious Emission

The radiated spurious emission was measured by substitution method according to ANSI/TIA-603-E. The power of any emission outside of the authorized operating frequency ranges shall not exceed −13 dBm/MHz.

The spectrum is scanned from 30 MHz up to a frequency including its 10th harmonic.

4.4.2 Test Procedures

1. The testing follows ANSI C63.26 Section 5.5
2. The EUT was placed on a turntable with 0.8 meter height for frequency below 1GHz and 1.5 meter height for frequency above 1GHz respectively above ground.
3. The EUT was set 3 meters from the receiving antenna mounted on the antenna tower.
4. The table was rotated 360 degrees to determine the position of the highest spurious emission.
5. The height of the receiving antenna is varied between 1m to 4m to search the maximum spurious emission for both horizontal and vertical polarizations.
6. During the measurement, the system simulator parameters were set to force the EUT transmitting at maximum output power.
7. Make the measurement with the spectrum analyzer's RBW = 1MHz, VBW = 3MHz, taking the record of maximum spurious emission.
8. A horn antenna was substituted in place of the EUT and was driven by a signal generator.
9. Tune the output power of signal generator to the same emission level with EUT maximum spurious emission.
   EIRP (dBm) = S.G. Power – Tx Cable Loss + Tx Antenna Gain
   ERP (dBm) = EIRP - 2.15
10. The RF fundamental frequency should be excluded against the limit line in the operating frequency band.

5 List of Measuring Equipment

Instrument	Manufacturer	Model No.	Serial No.	Characteristics	Calibration Date	Test Date	Due Date	Remark
EXA Signal Analyzer	KEYSIGHT	N9010B	MY60240803	10Hz~44GHz	Apr. 03, 2021	Feb. 23, 2022~ Mar. 02, 2022	Apr. 02, 2022	Conducted (TH01-SZ)
Power divider	STI	STI08-0055	-	0.5~40GHz	Aug. 26, 2021	Feb. 23, 2022~ Mar. 02, 2022	Aug. 25, 2022	Conducted (TH01-SZ)
Thermal Chamber	Ten Billion Hongzhangroup	LP-150U	H2014081803	-40~+150°C	Jul. 14, 2021	Feb. 23, 2022~ Mar. 02, 2022	Jul. 13, 2022	Conducted (TH01-SZ)
EXA Spectrum Analyzer	Keysight	N9010A	MY55150244	10Hz-44G,MAX 30dB	Apr. 13, 2021	Feb. 21, 2022	Apr. 12, 2022	Radiation (03CH04-KS)
Loop Antenna	R&S	HFH2-Z2	100321	9kHz~30MHz	Oct. 31, 2021	Feb. 21, 2022	Oct. 30, 2022	Radiation (03CH04-KS)
Bilog Antenna	TeseQ	CBL6111D	49922	30MHz-1GHz	May 30, 2021	Feb. 21, 2022	May 29, 2022	Radiation (03CH04-KS)
Horn Antenna	Schwarzbeck	BBHA9120D	1356	1GHz~18GHz	Apr. 18, 2021	Feb. 21, 2022	Apr. 17, 2022	Radiation (03CH04-KS)
SHF-EHF Horn	Com-power	AH-840	101070	18GHz~40GHz	Jan. 05, 2022	Feb. 21, 2022	Jan. 04, 2023	Radiation (03CH04-KS)
Amplifier	SONOMA	310N	187289	9KHz-1GHz	Jan. 05, 2022	Feb. 21, 2022	Jan. 04, 2023	Radiation (03CH04-KS)
Amplifier	MITEQ	EM18G40G GA	060728	18~40GHz	Jan 05, 2022	Feb. 21, 2022	Jan. 04 2023	Radiation (03CH04-KS)
high gain Amplifier	MITEQ	AMF-7D-00 101800-30-1 0P	2025788	1Ghz-18Ghz	Jul. 30, 2021	Feb. 21, 2022	Jul. 29, 2022	Radiation (03CH04-KS)
Amplifier	Keysight	83017A	MY57280106	500MHz~26.5GHz	Oct. 13, 2021	Feb. 21, 2022	Oct. 12, 2022	Radiation (03CH04-KS)
AC Power Source	Chroma	61601	F104090004	N/A	NCR	Feb. 21, 2022	NCR	Radiation (03CH04-KS)
Turn Table	ChamPro	EM 1000-T	060762-T	0~360 degree	NCR	Feb. 21, 2022	NCR	Radiation (03CH04-KS)
Antenna Mast	ChamPro	EM 1000-A	060762-A	1 m~4 m	NCR	Feb. 21, 2022	NCR	Radiation (03CH04-KS)

NCR: No Calibration Required

6 Uncertainty of Evaluation

Uncertainty of Radiated Emission Measurement (30 MHz ~ 1000 MHz)

Measuring Uncertainty for a Level of Confidence of 95% (U = 2Uc(y))	3.3dB

Uncertainty of Radiated Emission Measurement (1 GHz ~ 18 GHz)

Measuring Uncertainty for a Level of Confidence of 95% (U = 2Uc(y))	2.8dB

Uncertainty of Radiated Emission Measurement (18 GHz ~ 40 GHz)

Measuring Uncertainty for a Level of Confidence of 95% (U = 2Uc(y))	2.8dB

Appendix A. Test Results of Conducted Test

Test Engineer :	Jung Guo	**Temperature :**	21~23℃
		Relative Humidity :	45~51%

Software Version: 22.02.012503

FR1 N77

Transmitter Conducted Output Power And EIRP, (G_T - L_C) =-1.06dB

NR Band	SCS (kHz)	Bandwidth (MHz)	Arfcn	Freq (MHz)	Modulation	RB	Conducted Power(dBm)	EIRP (dBm)	EIRP (W)
77	30	20	630668	3460.02	DFT-s-OFDM PI/2 BPSK	25@12	23.58	22.52	0.1786
77	30	20	630668	3460.02	DFT-s-OFDM PI/2 BPSK	1@1	23.61	22.55	0.1799
77	30	20	630668	3460.02	DFT-s-OFDM PI/2 BPSK	1@49	23.54	22.48	0.1770
77	30	20	630668	3460.02	DFT-s-OFDM QPSK	25@12	23.59	22.53	0.1791
77	30	20	630668	3460.02	DFT-s-OFDM QPSK	1@1	23.65	22.59	0.1816
77	30	20	630668	3460.02	DFT-s-OFDM QPSK	1@49	23.55	22.49	0.1774
77	30	20	630668	3460.02	DFT-s-OFDM 16 QAM	25@12	22.64	21.58	0.1439
77	30	20	630668	3460.02	DFT-s-OFDM 16 QAM	1@1	22.77	21.71	0.1483
77	30	20	630668	3460.02	DFT-s-OFDM 16 QAM	1@49	22.68	21.62	0.1452
77	30	20	630668	3460.02	DFT-s-OFDM 64 QAM	25@12	21.1	20.04	0.1009
77	30	20	630668	3460.02	DFT-s-OFDM 64 QAM	1@1	20.71	19.65	0.0923
77	30	20	630668	3460.02	DFT-s-OFDM 64 QAM	1@49	20.2	19.14	0.0820
77	30	20	630668	3460.02	DFT-s-OFDM 256 QAM	25@12	18.99	17.93	0.0621
77	30	20	630668	3460.02	DFT-s-OFDM 256 QAM	1@1	18.85	17.79	0.0601
77	30	20	630668	3460.02	DFT-s-OFDM 256 QAM	1@49	18.81	17.75	0.0596
77	30	20	630668	3460.02	CP-OFDM QPSK	25@12	22.11	21.05	0.1274
77	30	20	630668	3460.02	CP-OFDM QPSK	1@1	22.22	21.16	0.1306
77	30	20	630668	3460.02	CP-OFDM QPSK	1@49	21.97	20.91	0.1233
77	30	20	633334	3500.01	DFT-s-OFDM PI/2 BPSK	25@12	23.46	22.4	0.1738
77	30	20	633334	3500.01	DFT-s-OFDM PI/2 BPSK	1@1	23.49	22.43	0.1750

77	30	20	633334	3500.01	DFT-s-OFDM PI/2 BPSK	1@49	23.45	22.39	0.1734
77	30	20	633334	3500.01	DFT-s-OFDM QPSK	25@12	23.51	22.45	0.1758
77	30	20	633334	3500.01	DFT-s-OFDM QPSK	1@1	23.62	22.56	0.1803
77	30	20	633334	3500.01	DFT-s-OFDM QPSK	1@49	23.51	22.45	0.1758
77	30	20	633334	3500.01	DFT-s-OFDM 16 QAM	25@12	22.46	21.4	0.1380
77	30	20	633334	3500.01	DFT-s-OFDM 16 QAM	1@1	22.65	21.59	0.1442
77	30	20	633334	3500.01	DFT-s-OFDM 16 QAM	1@49	22.63	21.57	0.1435
77	30	20	633334	3500.01	DFT-s-OFDM 64 QAM	25@12	20.95	19.89	0.0975
77	30	20	633334	3500.01	DFT-s-OFDM 64 QAM	1@1	20.82	19.76	0.0946
77	30	20	633334	3500.01	DFT-s-OFDM 64 QAM	1@49	20.76	19.7	0.0933
77	30	20	633334	3500.01	DFT-s-OFDM 256 QAM	25@12	18.93	17.87	0.0612
77	30	20	633334	3500.01	DFT-s-OFDM 256 QAM	1@1	18.83	17.77	0.0598
77	30	20	633334	3500.01	DFT-s-OFDM 256 QAM	1@49	18.74	17.68	0.0586
77	30	20	633334	3500.01	CP-OFDM QPSK	25@12	22.04	20.98	0.1253
77	30	20	633334	3500.01	CP-OFDM QPSK	1@1	22.04	20.98	0.1253
77	30	20	633334	3500.01	CP-OFDM QPSK	1@49	21.9	20.84	0.1213
77	30	20	636000	3540	DFT-s-OFDM PI/2 BPSK	25@12	23.61	22.55	0.1799
77	30	20	636000	3540	DFT-s-OFDM PI/2 BPSK	1@1	23.68	22.62	0.1828
77	30	20	636000	3540	DFT-s-OFDM PI/2 BPSK	1@49	23.59	22.53	0.1791
77	30	20	636000	3540	DFT-s-OFDM QPSK	25@12	23.68	22.62	0.1828
77	30	20	636000	3540	DFT-s-OFDM QPSK	1@1	23.77	22.71	0.1866
77	30	20	636000	3540	DFT-s-OFDM QPSK	1@49	23.69	22.63	0.1832
77	30	20	636000	3540	DFT-s-OFDM 16 QAM	25@12	22.72	21.66	0.1466
77	30	20	636000	3540	DFT-s-OFDM 16 QAM	1@1	22.81	21.75	0.1496

77	30	20	636000	3540	DFT-s-OFDM 16 QAM	1@49	22.97	21.91	0.1552
77	30	20	636000	3540	DFT-s-OFDM 64 QAM	25@12	21.2	20.14	0.1033
77	30	20	636000	3540	DFT-s-OFDM 64 QAM	1@1	21.07	20.01	0.1002
77	30	20	636000	3540	DFT-s-OFDM 64 QAM	1@49	20.95	19.89	0.0975
77	30	20	636000	3540	DFT-s-OFDM 256 QAM	25@12	19.08	18.02	0.0634
77	30	20	636000	3540	DFT-s-OFDM 256 QAM	1@1	19.07	18.01	0.0632
77	30	20	636000	3540	DFT-s-OFDM 256 QAM	1@49	18.92	17.86	0.0611
77	30	20	636000	3540	CP-OFDM QPSK	25@12	22.23	21.17	0.1309
77	30	20	636000	3540	CP-OFDM QPSK	1@1	22.19	21.13	0.1297
77	30	20	636000	3540	CP-OFDM QPSK	1@49	22.16	21.1	0.1288
77	30	30	631000	3465	DFT-s-OFDM PI/2 BPSK	36@18	23.57	22.51	0.1782
77	30	30	631000	3465	DFT-s-OFDM PI/2 BPSK	1@1	23.58	22.52	0.1786
77	30	30	631000	3465	DFT-s-OFDM PI/2 BPSK	1@76	23.61	22.55	0.1799
77	30	30	631000	3465	DFT-s-OFDM QPSK	36@18	23.57	22.51	0.1782
77	30	30	631000	3465	DFT-s-OFDM QPSK	1@1	23.58	22.52	0.1786
77	30	30	631000	3465	DFT-s-OFDM QPSK	1@76	23.58	22.52	0.1786
77	30	30	631000	3465	DFT-s-OFDM 16 QAM	36@18	22.59	21.53	0.1422
77	30	30	631000	3465	DFT-s-OFDM 16 QAM	1@1	22.89	21.83	0.1524
77	30	30	631000	3465	DFT-s-OFDM 16 QAM	1@76	22.85	21.79	0.1510
77	30	30	631000	3465	DFT-s-OFDM 64 QAM	36@18	21.08	20.02	0.1005
77	30	30	631000	3465	DFT-s-OFDM 64 QAM	1@1	20.89	19.83	0.0962
77	30	30	631000	3465	DFT-s-OFDM 64 QAM	1@76	20.91	19.85	0.0966
77	30	30	631000	3465	DFT-s-OFDM 256 QAM	36@18	19	17.94	0.0622
77	30	30	631000	3465	DFT-s-OFDM 256 QAM	1@1	18.82	17.76	0.0597

77	30	30	631000	3465	DFT-s-OFDM 256 QAM	1@76	18.88	17.82	0.0605
77	30	30	631000	3465	CP-OFDM QPSK	39@19	22.09	21.03	0.1268
77	30	30	631000	3465	CP-OFDM QPSK	1@1	21.99	20.93	0.1239
77	30	30	631000	3465	CP-OFDM QPSK	1@76	21.95	20.89	0.1227
77	30	30	633334	3500.01	DFT-s-OFDM PI/2 BPSK	36@18	23.5	22.44	0.1754
77	30	30	633334	3500.01	DFT-s-OFDM PI/2 BPSK	1@1	23.61	22.55	0.1799
77	30	30	633334	3500.01	DFT-s-OFDM PI/2 BPSK	1@76	23.52	22.46	0.1762
77	30	30	633334	3500.01	DFT-s-OFDM QPSK	36@18	23.51	22.45	0.1758
77	30	30	633334	3500.01	DFT-s-OFDM QPSK	1@1	23.46	22.4	0.1738
77	30	30	633334	3500.01	DFT-s-OFDM QPSK	1@76	23.49	22.43	0.1750
77	30	30	633334	3500.01	DFT-s-OFDM 16 QAM	36@18	22.52	21.46	0.1400
77	30	30	633334	3500.01	DFT-s-OFDM 16 QAM	1@1	22.83	21.77	0.1503
77	30	30	633334	3500.01	DFT-s-OFDM 16 QAM	1@76	22.81	21.75	0.1496
77	30	30	633334	3500.01	DFT-s-OFDM 64 QAM	36@18	21.04	19.98	0.0995
77	30	30	633334	3500.01	DFT-s-OFDM 64 QAM	1@1	20.85	19.79	0.0953
77	30	30	633334	3500.01	DFT-s-OFDM 64 QAM	1@76	20.85	19.79	0.0953
77	30	30	633334	3500.01	DFT-s-OFDM 256 QAM	36@18	18.93	17.87	0.0612
77	30	30	633334	3500.01	DFT-s-OFDM 256 QAM	1@1	18.76	17.7	0.0589
77	30	30	633334	3500.01	DFT-s-OFDM 256 QAM	1@76	18.76	17.7	0.0589
77	30	30	633334	3500.01	CP-OFDM QPSK	39@19	21.98	20.92	0.1236
77	30	30	633334	3500.01	CP-OFDM QPSK	1@1	21.9	20.84	0.1213
77	30	30	633334	3500.01	CP-OFDM QPSK	1@76	21.83	20.77	0.1194
77	30	30	635666	3534.99	DFT-s-OFDM PI/2 BPSK	36@18	23.68	22.62	0.1828
77	30	30	635666	3534.99	DFT-s-OFDM PI/2 BPSK	1@1	23.82	22.76	0.1888
77	30	30	635666	3534.99	DFT-s-OFDM PI/2 BPSK	1@76	23.75	22.69	0.1858

77	30	30	635666	3534.99	DFT-s-OFDM QPSK	36@18	23.71	22.65	0.1841
77	30	30	635666	3534.99	DFT-s-OFDM QPSK	1@1	23.88	22.82	0.1914
77	30	30	635666	3534.99	DFT-s-OFDM QPSK	1@76	23.74	22.68	0.1854
77	30	30	635666	3534.99	DFT-s-OFDM 16 QAM	36@18	22.73	21.67	0.1469
77	30	30	635666	3534.99	DFT-s-OFDM 16 QAM	1@1	23.08	22.02	0.1592
77	30	30	635666	3534.99	DFT-s-OFDM 16 QAM	1@76	22.96	21.9	0.1549
77	30	30	635666	3534.99	DFT-s-OFDM 64 QAM	36@18	21.24	20.18	0.1042
77	30	30	635666	3534.99	DFT-s-OFDM 64 QAM	1@1	21.15	20.09	0.1021
77	30	30	635666	3534.99	DFT-s-OFDM 64 QAM	1@76	21.03	19.97	0.0993
77	30	30	635666	3534.99	DFT-s-OFDM 256 QAM	36@18	19.09	18.03	0.0635
77	30	30	635666	3534.99	DFT-s-OFDM 256 QAM	1@1	19.14	18.08	0.0643
77	30	30	635666	3534.99	DFT-s-OFDM 256 QAM	1@76	19.03	17.97	0.0627
77	30	30	635666	3534.99	CP-OFDM QPSK	39@19	22.18	21.12	0.1294
77	30	30	635666	3534.99	CP-OFDM QPSK	1@1	22.3	21.24	0.1330
77	30	30	635666	3534.99	CP-OFDM QPSK	1@76	22.18	21.12	0.1294
77	30	40	631334	3470.01	DFT-s-OFDM PI/2 BPSK	50@25	23.6	22.54	0.1795
77	30	40	631334	3470.01	DFT-s-OFDM PI/2 BPSK	1@1	23.6	22.54	0.1795
77	30	40	631334	3470.01	DFT-s-OFDM PI/2 BPSK	1@104	23.66	22.6	0.1820
77	30	40	631334	3470.01	DFT-s-OFDM QPSK	50@25	23.66	22.6	0.1820
77	30	40	631334	3470.01	DFT-s-OFDM QPSK	1@1	23.66	22.6	0.1820
77	30	40	631334	3470.01	DFT-s-OFDM QPSK	1@104	23.66	22.6	0.1820
77	30	40	631334	3470.01	DFT-s-OFDM 16 QAM	50@25	22.65	21.59	0.1442
77	30	40	631334	3470.01	DFT-s-OFDM 16 QAM	1@1	22.75	21.69	0.1476
77	30	40	631334	3470.01	DFT-s-OFDM 16 QAM	1@104	22.83	21.77	0.1503

77	30	40	631334	3470.01	DFT-s-OFDM 64 QAM	50@25	21.15	20.09	0.1021
77	30	40	631334	3470.01	DFT-s-OFDM 64 QAM	1@1	20.94	19.88	0.0973
77	30	40	631334	3470.01	DFT-s-OFDM 64 QAM	1@104	21	19.94	0.0986
77	30	40	631334	3470.01	DFT-s-OFDM 256 QAM	50@25	19.06	18	0.0631
77	30	40	631334	3470.01	DFT-s-OFDM 256 QAM	1@1	18.88	17.82	0.0605
77	30	40	631334	3470.01	DFT-s-OFDM 256 QAM	1@104	18.89	17.83	0.0607
77	30	40	631334	3470.01	CP-OFDM QPSK	53@26	21.97	20.91	0.1233
77	30	40	631334	3470.01	CP-OFDM QPSK	1@1	22.03	20.97	0.1250
77	30	40	631334	3470.01	CP-OFDM QPSK	1@104	22.07	21.01	0.1262
77	30	40	633334	3500.01	DFT-s-OFDM PI/2 BPSK	50@25	23.62	22.56	0.1803
77	30	40	633334	3500.01	DFT-s-OFDM PI/2 BPSK	1@1	23.55	22.49	0.1774
77	30	40	633334	3500.01	DFT-s-OFDM PI/2 BPSK	1@104	23.59	22.53	0.1791
77	30	40	633334	3500.01	DFT-s-OFDM QPSK	50@25	23.54	22.48	0.1770
77	30	40	633334	3500.01	DFT-s-OFDM QPSK	1@1	23.58	22.52	0.1786
77	30	40	633334	3500.01	DFT-s-OFDM QPSK	1@104	23.62	22.56	0.1803
77	30	40	633334	3500.01	DFT-s-OFDM 16 QAM	50@25	22.58	21.52	0.1419
77	30	40	633334	3500.01	DFT-s-OFDM 16 QAM	1@1	22.7	21.64	0.1459
77	30	40	633334	3500.01	DFT-s-OFDM 16 QAM	1@104	22.78	21.72	0.1486
77	30	40	633334	3500.01	DFT-s-OFDM 64 QAM	50@25	21.07	20.01	0.1002
77	30	40	633334	3500.01	DFT-s-OFDM 64 QAM	1@1	20.72	19.66	0.0925
77	30	40	633334	3500.01	DFT-s-OFDM 64 QAM	1@104	20.84	19.78	0.0951
77	30	40	633334	3500.01	DFT-s-OFDM 256 QAM	50@25	18.98	17.92	0.0619
77	30	40	633334	3500.01	DFT-s-OFDM 256 QAM	1@1	18.88	17.82	0.0605
77	30	40	633334	3500.01	DFT-s-OFDM 256 QAM	1@104	18.85	17.79	0.0601

77	30	40	633334	3500.01	CP-OFDM QPSK	53@26	21.97	20.91	0.1233
77	30	40	633334	3500.01	CP-OFDM QPSK	1@1	21.95	20.89	0.1227
77	30	40	633334	3500.01	CP-OFDM QPSK	1@104	21.98	20.92	0.1236
77	30	40	635332	3529.98	DFT-s-OFDM PI/2 BPSK	50@25	23.74	22.68	0.1854
77	30	40	635332	3529.98	DFT-s-OFDM PI/2 BPSK	1@1	23.81	22.75	0.1884
77	30	40	635332	3529.98	DFT-s-OFDM PI/2 BPSK	1@104	23.77	22.71	0.1866
77	30	40	635332	3529.98	DFT-s-OFDM QPSK	50@25	23.76	22.7	0.1862
77	30	40	635332	3529.98	DFT-s-OFDM QPSK	1@1	23.85	22.79	0.1901
77	30	40	635332	3529.98	DFT-s-OFDM QPSK	1@104	23.8	22.74	0.1879
77	30	40	635332	3529.98	DFT-s-OFDM 16 QAM	50@25	22.77	21.71	0.1483
77	30	40	635332	3529.98	DFT-s-OFDM 16 QAM	1@1	23.01	21.95	0.1567
77	30	40	635332	3529.98	DFT-s-OFDM 16 QAM	1@104	22.94	21.88	0.1542
77	30	40	635332	3529.98	DFT-s-OFDM 64 QAM	50@25	21.33	20.27	0.1064
77	30	40	635332	3529.98	DFT-s-OFDM 64 QAM	1@1	21.11	20.05	0.1012
77	30	40	635332	3529.98	DFT-s-OFDM 64 QAM	1@104	21.12	20.06	0.1014
77	30	40	635332	3529.98	DFT-s-OFDM 256 QAM	50@25	19.23	18.17	0.0656
77	30	40	635332	3529.98	DFT-s-OFDM 256 QAM	1@1	19.08	18.02	0.0634
77	30	40	635332	3529.98	DFT-s-OFDM 256 QAM	1@104	19.13	18.07	0.0641
77	30	40	635332	3529.98	CP-OFDM QPSK	53@26	22.27	21.21	0.1321
77	30	40	635332	3529.98	CP-OFDM QPSK	1@1	22.28	21.22	0.1324
77	30	40	635332	3529.98	CP-OFDM QPSK	1@104	22.24	21.18	0.1312
77	30	60	632000	3480	DFT-s-OFDM PI/2 BPSK	81@40	23.44	22.38	0.1730
77	30	60	632000	3480	DFT-s-OFDM PI/2 BPSK	1@1	23.5	22.44	0.1754
77	30	60	632000	3480	DFT-s-OFDM PI/2 BPSK	1@160	23.47	22.41	0.1742
77	30	60	632000	3480	DFT-s-OFDM QPSK	81@40	23.53	22.47	0.1766

77	30	60	632000	3480	DFT-s-OFDM QPSK	1@1	23.5	22.44	0.1754
77	30	60	632000	3480	DFT-s-OFDM QPSK	1@160	23.52	22.46	0.1762
77	30	60	632000	3480	DFT-s-OFDM 16 QAM	81@40	22.5	21.44	0.1393
77	30	60	632000	3480	DFT-s-OFDM 16 QAM	1@1	22.73	21.67	0.1469
77	30	60	632000	3480	DFT-s-OFDM 16 QAM	1@160	22.69	21.63	0.1455
77	30	60	632000	3480	DFT-s-OFDM 64 QAM	81@40	20.96	19.9	0.0977
77	30	60	632000	3480	DFT-s-OFDM 64 QAM	1@1	20.78	19.72	0.0938
77	30	60	632000	3480	DFT-s-OFDM 64 QAM	1@160	20.79	19.73	0.0940
77	30	60	632000	3480	DFT-s-OFDM 256 QAM	81@40	18.98	17.92	0.0619
77	30	60	632000	3480	DFT-s-OFDM 256 QAM	1@1	18.77	17.71	0.0590
77	30	60	632000	3480	DFT-s-OFDM 256 QAM	1@160	19.01	17.95	0.0624
77	30	60	632000	3480	CP-OFDM QPSK	81@40	21.97	20.91	0.1233
77	30	60	632000	3480	CP-OFDM QPSK	1@1	21.87	20.81	0.1205
77	30	60	632000	3480	CP-OFDM QPSK	1@160	21.83	20.77	0.1194
77	30	60	633334	3500.01	DFT-s-OFDM PI/2 BPSK	81@40	23.32	22.26	0.1683
77	30	60	633334	3500.01	DFT-s-OFDM PI/2 BPSK	1@1	23.2	22.14	0.1637
77	30	60	633334	3500.01	DFT-s-OFDM PI/2 BPSK	1@160	23.22	22.16	0.1644
77	30	60	633334	3500.01	DFT-s-OFDM QPSK	81@40	23.35	22.29	0.1694
77	30	60	633334	3500.01	DFT-s-OFDM QPSK	1@1	23.18	22.12	0.1629
77	30	60	633334	3500.01	DFT-s-OFDM QPSK	1@160	23.19	22.13	0.1633
77	30	60	633334	3500.01	DFT-s-OFDM 16 QAM	81@40	22.33	21.27	0.1340
77	30	60	633334	3500.01	DFT-s-OFDM 16 QAM	1@1	22.37	21.31	0.1352
77	30	60	633334	3500.01	DFT-s-OFDM 16 QAM	1@160	22.44	21.38	0.1374
77	30	60	633334	3500.01	DFT-s-OFDM 64 QAM	81@40	20.83	19.77	0.0948

77	30	60	633334	3500.01	DFT-s-OFDM 64 QAM	1@1	20.62	19.56	0.0904
77	30	60	633334	3500.01	DFT-s-OFDM 64 QAM	1@160	20.62	19.56	0.0904
77	30	60	633334	3500.01	DFT-s-OFDM 256 QAM	81@40	18.86	17.8	0.0603
77	30	60	633334	3500.01	DFT-s-OFDM 256 QAM	1@1	18.48	17.42	0.0552
77	30	60	633334	3500.01	DFT-s-OFDM 256 QAM	1@160	18.55	17.49	0.0561
77	30	60	633334	3500.01	CP-OFDM QPSK	81@40	21.8	20.74	0.1186
77	30	60	633334	3500.01	CP-OFDM QPSK	1@1	21.58	20.52	0.1127
77	30	60	633334	3500.01	CP-OFDM QPSK	1@160	21.56	20.5	0.1122
77	30	60	634666	3519.99	DFT-s-OFDM PI/2 BPSK	81@40	23.36	22.3	0.1698
77	30	60	634666	3519.99	DFT-s-OFDM PI/2 BPSK	1@1	23.33	22.27	0.1687
77	30	60	634666	3519.99	DFT-s-OFDM PI/2 BPSK	1@160	23.13	22.07	0.1611
77	30	60	634666	3519.99	DFT-s-OFDM QPSK	81@40	23.37	22.31	0.1702
77	30	60	634666	3519.99	DFT-s-OFDM QPSK	1@1	23.35	22.29	0.1694
77	30	60	634666	3519.99	DFT-s-OFDM QPSK	1@160	23.21	22.15	0.1641
77	30	60	634666	3519.99	DFT-s-OFDM 16 QAM	81@40	22.48	21.42	0.1387
77	30	60	634666	3519.99	DFT-s-OFDM 16 QAM	1@1	22.56	21.5	0.1413
77	30	60	634666	3519.99	DFT-s-OFDM 16 QAM	1@160	22.34	21.28	0.1343
77	30	60	634666	3519.99	DFT-s-OFDM 64 QAM	81@40	20.88	19.82	0.0959
77	30	60	634666	3519.99	DFT-s-OFDM 64 QAM	1@1	20.65	19.59	0.0910
77	30	60	634666	3519.99	DFT-s-OFDM 64 QAM	1@160	20.44	19.38	0.0867
77	30	60	634666	3519.99	DFT-s-OFDM 256 QAM	81@40	18.87	17.81	0.0604
77	30	60	634666	3519.99	DFT-s-OFDM 256 QAM	1@1	18.68	17.62	0.0578
77	30	60	634666	3519.99	DFT-s-OFDM 256 QAM	1@160	18.52	17.46	0.0557
77	30	60	634666	3519.99	CP-OFDM QPSK	81@40	21.81	20.75	0.1189
77	30	60	634666	3519.99	CP-OFDM QPSK	1@1	21.71	20.65	0.1161

77	30	60	634666	3519.99	CP-OFDM QPSK	1@160	21.54	20.48	0.1117
77	30	80	632668	3490.02	DFT-s-OFDM PI/2 BPSK	108@54	23.15	22.09	0.1618
77	30	80	632668	3490.02	DFT-s-OFDM PI/2 BPSK	1@1	22.94	21.88	0.1542
77	30	80	632668	3490.02	DFT-s-OFDM PI/2 BPSK	1@215	23.1	22.04	0.1600
77	30	80	632668	3490.02	DFT-s-OFDM QPSK	108@54	23.09	22.03	0.1596
77	30	80	632668	3490.02	DFT-s-OFDM QPSK	1@1	23.05	21.99	0.1581
77	30	80	632668	3490.02	DFT-s-OFDM QPSK	1@215	23.02	21.96	0.1570
77	30	80	632668	3490.02	DFT-s-OFDM 16 QAM	108@54	22.13	21.07	0.1279
77	30	80	632668	3490.02	DFT-s-OFDM 16 QAM	1@1	22.19	21.13	0.1297
77	30	80	632668	3490.02	DFT-s-OFDM 16 QAM	1@215	22.19	21.13	0.1297
77	30	80	632668	3490.02	DFT-s-OFDM 64 QAM	108@54	20.62	19.56	0.0904
77	30	80	632668	3490.02	DFT-s-OFDM 64 QAM	1@1	20.31	19.25	0.0841
77	30	80	632668	3490.02	DFT-s-OFDM 64 QAM	1@215	20.29	19.23	0.0838
77	30	80	632668	3490.02	DFT-s-OFDM 256 QAM	108@54	18.6	17.54	0.0568
77	30	80	632668	3490.02	DFT-s-OFDM 256 QAM	1@1	18.22	17.16	0.0520
77	30	80	632668	3490.02	DFT-s-OFDM 256 QAM	1@215	18.24	17.18	0.0522
77	30	80	632668	3490.02	CP-OFDM QPSK	109@54	21.6	20.54	0.1132
77	30	80	632668	3490.02	CP-OFDM QPSK	1@1	21.47	20.41	0.1099
77	30	80	632668	3490.02	CP-OFDM QPSK	1@215	21.45	20.39	0.1094
77	30	80	633334	3500.01	DFT-s-OFDM PI/2 BPSK	108@54	23.14	22.08	0.1614
77	30	80	633334	3500.01	DFT-s-OFDM PI/2 BPSK	1@1	23.04	21.98	0.1578
77	30	80	633334	3500.01	DFT-s-OFDM PI/2 BPSK	1@215	23.02	21.96	0.1570
77	30	80	633334	3500.01	DFT-s-OFDM QPSK	108@54	23.21	22.15	0.1641
77	30	80	633334	3500.01	DFT-s-OFDM QPSK	1@1	23.1	22.04	0.1600
77	30	80	633334	3500.01	DFT-s-OFDM	1@215	23.05	21.99	0.1581

					QPSK				
77	30	80	633334	3500.01	DFT-s-OFDM 16 QAM	108@54	22.2	21.14	0.1300
77	30	80	633334	3500.01	DFT-s-OFDM 16 QAM	1@1	22.22	21.16	0.1306
77	30	80	633334	3500.01	DFT-s-OFDM 16 QAM	1@215	22.23	21.17	0.1309
77	30	80	633334	3500.01	DFT-s-OFDM 64 QAM	108@54	20.71	19.65	0.0923
77	30	80	633334	3500.01	DFT-s-OFDM 64 QAM	1@1	20.39	19.33	0.0857
77	30	80	633334	3500.01	DFT-s-OFDM 64 QAM	1@215	20.33	19.27	0.0845
77	30	80	633334	3500.01	DFT-s-OFDM 256 QAM	108@54	18.67	17.61	0.0577
77	30	80	633334	3500.01	DFT-s-OFDM 256 QAM	1@1	18.4	17.34	0.0542
77	30	80	633334	3500.01	DFT-s-OFDM 256 QAM	1@215	18.33	17.27	0.0533
77	30	80	633334	3500.01	CP-OFDM QPSK	109@54	21.64	20.58	0.1143
77	30	80	633334	3500.01	CP-OFDM QPSK	1@1	21.56	20.5	0.1122
77	30	80	633334	3500.01	CP-OFDM QPSK	1@215	21.44	20.38	0.1091
77	30	80	634000	3510	DFT-s-OFDM PI/2 BPSK	108@54	23.4	22.34	0.1714
77	30	80	634000	3510	DFT-s-OFDM PI/2 BPSK	1@1	23.34	22.28	0.1690
77	30	80	634000	3510	DFT-s-OFDM PI/2 BPSK	1@215	23.23	22.17	0.1648
77	30	80	634000	3510	DFT-s-OFDM QPSK	108@54	23.41	22.35	0.1718
77	30	80	634000	3510	DFT-s-OFDM QPSK	1@1	23.36	22.3	0.1698
77	30	80	634000	3510	DFT-s-OFDM QPSK	1@215	23.3	22.24	0.1675
77	30	80	634000	3510	DFT-s-OFDM 16 QAM	108@54	22.48	21.42	0.1387
77	30	80	634000	3510	DFT-s-OFDM 16 QAM	1@1	22.48	21.42	0.1387
77	30	80	634000	3510	DFT-s-OFDM 16 QAM	1@215	22.47	21.41	0.1384
77	30	80	634000	3510	DFT-s-OFDM 64 QAM	108@54	20.98	19.92	0.0982
77	30	80	634000	3510	DFT-s-OFDM 64 QAM	1@1	20.67	19.61	0.0914
77	30	80	634000	3510	DFT-s-OFDM 64	1@215	20.54	19.48	0.0887

					QAM				
77	30	80	634000	3510	DFT-s-OFDM 256 QAM	108@54	18.92	17.86	0.0611
77	30	80	634000	3510	DFT-s-OFDM 256 QAM	1@1	18.6	17.54	0.0568
77	30	80	634000	3510	DFT-s-OFDM 256 QAM	1@215	18.52	17.46	0.0557
77	30	80	634000	3510	CP-OFDM QPSK	109@54	21.93	20.87	0.1222
77	30	80	634000	3510	CP-OFDM QPSK	1@1	21.8	20.74	0.1186
77	30	80	634000	3510	CP-OFDM QPSK	1@215	21.66	20.6	0.1148
77	30	100	633334	3500.01	DFT-s-OFDM PI/2 BPSK	135@67	23.16	22.1	0.1622
77	30	100	633334	3500.01	DFT-s-OFDM PI/2 BPSK	1@1	22.98	21.92	0.1556
77	30	100	633334	3500.01	DFT-s-OFDM PI/2 BPSK	1@271	23	21.94	0.1563
77	30	100	633334	3500.01	DFT-s-OFDM QPSK	135@67	23.2	22.14	0.1637
77	30	100	633334	3500.01	DFT-s-OFDM QPSK	1@1	23.03	21.97	0.1574
77	30	100	633334	3500.01	DFT-s-OFDM QPSK	1@271	23.06	22	0.1585
77	30	100	633334	3500.01	DFT-s-OFDM 16 QAM	135@67	22.17	21.11	0.1291
77	30	100	633334	3500.01	DFT-s-OFDM 16 QAM	1@1	22.3	21.24	0.1330
77	30	100	633334	3500.01	DFT-s-OFDM 16 QAM	1@271	22.33	21.27	0.1340
77	30	100	633334	3500.01	DFT-s-OFDM 64 QAM	135@67	20.69	19.63	0.0918
77	30	100	633334	3500.01	DFT-s-OFDM 64 QAM	1@1	20.34	19.28	0.0847
77	30	100	633334	3500.01	DFT-s-OFDM 64 QAM	1@271	20.37	19.31	0.0853
77	30	100	633334	3500.01	DFT-s-OFDM 256 QAM	135@67	18.68	17.62	0.0578
77	30	100	633334	3500.01	DFT-s-OFDM 256 QAM	1@1	18.29	17.23	0.0528
77	30	100	633334	3500.01	DFT-s-OFDM 256 QAM	1@271	18.3	17.24	0.0530
77	30	100	633334	3500.01	CP-OFDM QPSK	137@68	21.66	20.6	0.1148
77	30	100	633334	3500.01	CP-OFDM QPSK	1@1	21.49	20.43	0.1104
77	30	100	633334	3500.01	CP-OFDM QPSK	1@271	21.44	20.38	0.1091

Software Version: 22.02.012503

FR1 N78

Transmitter Conducted Output Power And EIRP, (G_T - L_C) =-1.06dB

NR Band	SCS (kHz)	Bandwidth (MHz)	Arfcn	Freq (MHz)	Modulation	RB	Conducted Power(dBm)	EIRP (dBm)	EIRP (W)
78	30	20	630668	3460.02	DFT-s-OFDM PI/2 BPSK	25@12	26.42	25.36	0.3436
78	30	20	630668	3460.02	DFT-s-OFDM PI/2 BPSK	1@1	26.36	25.3	0.3388
78	30	20	630668	3460.02	DFT-s-OFDM PI/2 BPSK	1@49	26.39	25.33	0.3412
78	30	20	630668	3460.02	DFT-s-OFDM QPSK	25@12	26.29	25.23	0.3334
78	30	20	630668	3460.02	DFT-s-OFDM QPSK	1@1	26.43	25.37	0.3443
78	30	20	630668	3460.02	DFT-s-OFDM QPSK	1@49	26.45	25.39	0.3459
78	30	20	630668	3460.02	DFT-s-OFDM 16 QAM	25@12	25.33	24.27	0.2673
78	30	20	630668	3460.02	DFT-s-OFDM 16 QAM	1@1	25.61	24.55	0.2851
78	30	20	630668	3460.02	DFT-s-OFDM 16 QAM	1@49	25.61	24.55	0.2851
78	30	20	630668	3460.02	DFT-s-OFDM 64 QAM	25@12	23.81	22.75	0.1884
78	30	20	630668	3460.02	DFT-s-OFDM 64 QAM	1@1	24.23	23.17	0.2075
78	30	20	630668	3460.02	DFT-s-OFDM 64 QAM	1@49	23.78	22.72	0.1871
78	30	20	630668	3460.02	DFT-s-OFDM 256 QAM	25@12	21.73	20.67	0.1167
78	30	20	630668	3460.02	DFT-s-OFDM 256 QAM	1@1	21.74	20.68	0.1169
78	30	20	630668	3460.02	DFT-s-OFDM 256 QAM	1@49	21.7	20.64	0.1159
78	30	20	630668	3460.02	CP-OFDM QPSK	25@12	24.86	23.8	0.2399
78	30	20	630668	3460.02	CP-OFDM QPSK	1@1	24.86	23.8	0.2399
78	30	20	630668	3460.02	CP-OFDM QPSK	1@49	24.8	23.74	0.2366
78	30	20	633334	3500.01	DFT-s-OFDM PI/2 BPSK	25@12	26.63	25.57	0.3606
78	30	20	633334	3500.01	DFT-s-OFDM PI/2 BPSK	1@1	26.77	25.71	0.3724

78	30	20	633334	3500.01	DFT-s-OFDM PI/2 BPSK	1@49	26.76	25.7	0.3715
78	30	20	633334	3500.01	DFT-s-OFDM QPSK	25@12	26.65	25.59	0.3622
78	30	20	633334	3500.01	DFT-s-OFDM QPSK	1@1	26.84	25.78	0.3784
78	30	20	633334	3500.01	DFT-s-OFDM QPSK	1@49	26.84	25.78	0.3784
78	30	20	633334	3500.01	DFT-s-OFDM 16 QAM	25@12	25.69	24.63	0.2904
78	30	20	633334	3500.01	DFT-s-OFDM 16 QAM	1@1	25.89	24.83	0.3041
78	30	20	633334	3500.01	DFT-s-OFDM 16 QAM	1@49	25.91	24.85	0.3055
78	30	20	633334	3500.01	DFT-s-OFDM 64 QAM	25@12	24.25	23.19	0.2084
78	30	20	633334	3500.01	DFT-s-OFDM 64 QAM	1@1	23.71	22.65	0.1841
78	30	20	633334	3500.01	DFT-s-OFDM 64 QAM	1@49	23.73	22.67	0.1849
78	30	20	633334	3500.01	DFT-s-OFDM 256 QAM	25@12	22.01	20.95	0.1245
78	30	20	633334	3500.01	DFT-s-OFDM 256 QAM	1@1	22.13	21.07	0.1279
78	30	20	633334	3500.01	DFT-s-OFDM 256 QAM	1@49	22.1	21.04	0.1271
78	30	20	633334	3500.01	CP-OFDM QPSK	25@12	25.17	24.11	0.2576
78	30	20	633334	3500.01	CP-OFDM QPSK	1@1	25.13	24.07	0.2553
78	30	20	633334	3500.01	CP-OFDM QPSK	1@49	25.14	24.08	0.2559
78	30	20	636000	3540	DFT-s-OFDM PI/2 BPSK	25@12	26.56	25.5	0.3548
78	30	20	636000	3540	DFT-s-OFDM PI/2 BPSK	1@1	26.61	25.55	0.3589
78	30	20	636000	3540	DFT-s-OFDM PI/2 BPSK	1@49	26.48	25.42	0.3483
78	30	20	636000	3540	DFT-s-OFDM QPSK	25@12	26.47	25.41	0.3475
78	30	20	636000	3540	DFT-s-OFDM QPSK	1@1	26.68	25.62	0.3648
78	30	20	636000	3540	DFT-s-OFDM QPSK	1@49	26.6	25.54	0.3581
78	30	20	636000	3540	DFT-s-OFDM 16 QAM	25@12	25.51	24.45	0.2786
78	30	20	636000	3540	DFT-s-OFDM 16 QAM	1@1	25.72	24.66	0.2924

78	30	20	636000	3540	DFT-s-OFDM 16 QAM	1@49	25.64	24.58	0.2871
78	30	20	636000	3540	DFT-s-OFDM 64 QAM	25@12	24.01	22.95	0.1972
78	30	20	636000	3540	DFT-s-OFDM 64 QAM	1@1	23.95	22.89	0.1945
78	30	20	636000	3540	DFT-s-OFDM 64 QAM	1@49	24.01	22.95	0.1972
78	30	20	636000	3540	DFT-s-OFDM 256 QAM	25@12	21.94	20.88	0.1225
78	30	20	636000	3540	DFT-s-OFDM 256 QAM	1@1	21.95	20.89	0.1227
78	30	20	636000	3540	DFT-s-OFDM 256 QAM	1@49	21.88	20.82	0.1208
78	30	20	636000	3540	CP-OFDM QPSK	25@12	25.06	24	0.2512
78	30	20	636000	3540	CP-OFDM QPSK	1@1	25.1	24.04	0.2535
78	30	20	636000	3540	CP-OFDM QPSK	1@49	25.02	23.96	0.2489
78	30	30	631000	3465	DFT-s-OFDM PI/2 BPSK	36@18	26.42	25.36	0.3436
78	30	30	631000	3465	DFT-s-OFDM PI/2 BPSK	1@1	26.51	25.45	0.3508
78	30	30	631000	3465	DFT-s-OFDM PI/2 BPSK	1@76	26.43	25.37	0.3443
78	30	30	631000	3465	DFT-s-OFDM QPSK	36@18	26.39	25.33	0.3412
78	30	30	631000	3465	DFT-s-OFDM QPSK	1@1	26.46	25.4	0.3467
78	30	30	631000	3465	DFT-s-OFDM QPSK	1@76	26.4	25.34	0.3420
78	30	30	631000	3465	DFT-s-OFDM 16 QAM	36@18	25.47	24.41	0.2761
78	30	30	631000	3465	DFT-s-OFDM 16 QAM	1@1	25.7	24.64	0.2911
78	30	30	631000	3465	DFT-s-OFDM 16 QAM	1@76	25.7	24.64	0.2911
78	30	30	631000	3465	DFT-s-OFDM 64 QAM	36@18	23.93	22.87	0.1936
78	30	30	631000	3465	DFT-s-OFDM 64 QAM	1@1	23.8	22.74	0.1879
78	30	30	631000	3465	DFT-s-OFDM 64 QAM	1@76	23.74	22.68	0.1854
78	30	30	631000	3465	DFT-s-OFDM 256 QAM	36@18	21.83	20.77	0.1194
78	30	30	631000	3465	DFT-s-OFDM 256 QAM	1@1	21.79	20.73	0.1183

78	30	30	631000	3465	DFT-s-OFDM 256 QAM	1@76	21.68	20.62	0.1153
78	30	30	631000	3465	CP-OFDM QPSK	39@19	24.87	23.81	0.2404
78	30	30	631000	3465	CP-OFDM QPSK	1@1	24.97	23.91	0.2460
78	30	30	631000	3465	CP-OFDM QPSK	1@76	24.79	23.73	0.2360
78	30	30	633334	3500.01	DFT-s-OFDM PI/2 BPSK	36@18	26.68	25.62	0.3648
78	30	30	633334	3500.01	DFT-s-OFDM PI/2 BPSK	1@1	26.75	25.69	0.3707
78	30	30	633334	3500.01	DFT-s-OFDM PI/2 BPSK	1@76	26.66	25.6	0.3631
78	30	30	633334	3500.01	DFT-s-OFDM QPSK	36@18	26.71	25.65	0.3673
78	30	30	633334	3500.01	DFT-s-OFDM QPSK	1@1	26.8	25.74	0.3750
78	30	30	633334	3500.01	DFT-s-OFDM QPSK	1@76	26.71	25.65	0.3673
78	30	30	633334	3500.01	DFT-s-OFDM 16 QAM	36@18	25.67	24.61	0.2891
78	30	30	633334	3500.01	DFT-s-OFDM 16 QAM	1@1	26.13	25.07	0.3214
78	30	30	633334	3500.01	DFT-s-OFDM 16 QAM	1@76	26	24.94	0.3119
78	30	30	633334	3500.01	DFT-s-OFDM 64 QAM	36@18	24.24	23.18	0.2080
78	30	30	633334	3500.01	DFT-s-OFDM 64 QAM	1@1	24.08	23.02	0.2004
78	30	30	633334	3500.01	DFT-s-OFDM 64 QAM	1@76	23.99	22.93	0.1963
78	30	30	633334	3500.01	DFT-s-OFDM 256 QAM	36@18	22.04	20.98	0.1253
78	30	30	633334	3500.01	DFT-s-OFDM 256 QAM	1@1	21.95	20.89	0.1227
78	30	30	633334	3500.01	DFT-s-OFDM 256 QAM	1@76	22.06	21	0.1259
78	30	30	633334	3500.01	CP-OFDM QPSK	39@19	25.23	24.17	0.2612
78	30	30	633334	3500.01	CP-OFDM QPSK	1@1	25.19	24.13	0.2588
78	30	30	633334	3500.01	CP-OFDM QPSK	1@76	25.06	24	0.2512
78	30	30	635666	3534.99	DFT-s-OFDM PI/2 BPSK	36@18	26.78	25.72	0.3733
78	30	30	635666	3534.99	DFT-s-OFDM PI/2 BPSK	1@1	26.76	25.7	0.3715
78	30	30	635666	3534.99	DFT-s-OFDM PI/2 BPSK	1@76	26.72	25.66	0.3681

78	30	30	635666	3534.99	DFT-s-OFDM QPSK	36@18	26.83	25.77	0.3776
78	30	30	635666	3534.99	DFT-s-OFDM QPSK	1@1	26.86	25.8	0.3802
78	30	30	635666	3534.99	DFT-s-OFDM QPSK	1@76	26.74	25.68	0.3698
78	30	30	635666	3534.99	DFT-s-OFDM 16 QAM	36@18	25.78	24.72	0.2965
78	30	30	635666	3534.99	DFT-s-OFDM 16 QAM	1@1	26.03	24.97	0.3141
78	30	30	635666	3534.99	DFT-s-OFDM 16 QAM	1@76	26.01	24.95	0.3126
78	30	30	635666	3534.99	DFT-s-OFDM 64 QAM	36@18	24.27	23.21	0.2094
78	30	30	635666	3534.99	DFT-s-OFDM 64 QAM	1@1	24.16	23.1	0.2042
78	30	30	635666	3534.99	DFT-s-OFDM 64 QAM	1@76	23.84	22.78	0.1897
78	30	30	635666	3534.99	DFT-s-OFDM 256 QAM	36@18	22.44	21.38	0.1374
78	30	30	635666	3534.99	DFT-s-OFDM 256 QAM	1@1	22.07	21.01	0.1262
78	30	30	635666	3534.99	DFT-s-OFDM 256 QAM	1@76	21.97	20.91	0.1233
78	30	30	635666	3534.99	CP-OFDM QPSK	39@19	25.27	24.21	0.2636
78	30	30	635666	3534.99	CP-OFDM QPSK	1@1	25.23	24.17	0.2612
78	30	30	635666	3534.99	CP-OFDM QPSK	1@76	25.1	24.04	0.2535
78	30	40	631334	3470.01	DFT-s-OFDM PI/2 BPSK	50@25	26.43	25.37	0.3443
78	30	40	631334	3470.01	DFT-s-OFDM PI/2 BPSK	1@1	26.52	25.46	0.3516
78	30	40	631334	3470.01	DFT-s-OFDM PI/2 BPSK	1@104	26.55	25.49	0.3540
78	30	40	631334	3470.01	DFT-s-OFDM QPSK	50@25	26.41	25.35	0.3428
78	30	40	631334	3470.01	DFT-s-OFDM QPSK	1@1	26.57	25.51	0.3556
78	30	40	631334	3470.01	DFT-s-OFDM QPSK	1@104	26.62	25.56	0.3597
78	30	40	631334	3470.01	DFT-s-OFDM 16 QAM	50@25	25.49	24.43	0.2773
78	30	40	631334	3470.01	DFT-s-OFDM 16 QAM	1@1	25.61	24.55	0.2851
78	30	40	631334	3470.01	DFT-s-OFDM 16 QAM	1@104	25.69	24.63	0.2904

78	30	40	631334	3470.01	DFT-s-OFDM 64 QAM	50@25	23.97	22.91	0.1954
78	30	40	631334	3470.01	DFT-s-OFDM 64 QAM	1@1	24	22.94	0.1968
78	30	40	631334	3470.01	DFT-s-OFDM 64 QAM	1@104	23.97	22.91	0.1954
78	30	40	631334	3470.01	DFT-s-OFDM 256 QAM	50@25	21.91	20.85	0.1216
78	30	40	631334	3470.01	DFT-s-OFDM 256 QAM	1@1	21.79	20.73	0.1183
78	30	40	631334	3470.01	DFT-s-OFDM 256 QAM	1@104	21.65	20.59	0.1146
78	30	40	631334	3470.01	CP-OFDM QPSK	53@26	24.89	23.83	0.2415
78	30	40	631334	3470.01	CP-OFDM QPSK	1@1	24.88	23.82	0.2410
78	30	40	631334	3470.01	CP-OFDM QPSK	1@104	24.92	23.86	0.2432
78	30	40	633334	3500.01	DFT-s-OFDM PI/2 BPSK	50@25	26.67	25.61	0.3639
78	30	40	633334	3500.01	DFT-s-OFDM PI/2 BPSK	1@1	26.71	25.65	0.3673
78	30	40	633334	3500.01	DFT-s-OFDM PI/2 BPSK	1@104	26.69	25.63	0.3656
78	30	40	633334	3500.01	DFT-s-OFDM QPSK	50@25	26.76	25.7	0.3715
78	30	40	633334	3500.01	DFT-s-OFDM QPSK	1@1	26.82	25.76	0.3767
78	30	40	633334	3500.01	DFT-s-OFDM QPSK	1@104	26.77	25.71	0.3724
78	30	40	633334	3500.01	DFT-s-OFDM 16 QAM	50@25	25.66	24.6	0.2884
78	30	40	633334	3500.01	DFT-s-OFDM 16 QAM	1@1	26.07	25.01	0.3170
78	30	40	633334	3500.01	DFT-s-OFDM 16 QAM	1@104	25.93	24.87	0.3069
78	30	40	633334	3500.01	DFT-s-OFDM 64 QAM	50@25	24.24	23.18	0.2080
78	30	40	633334	3500.01	DFT-s-OFDM 64 QAM	1@1	24.36	23.3	0.2138
78	30	40	633334	3500.01	DFT-s-OFDM 64 QAM	1@104	23.99	22.93	0.1963
78	30	40	633334	3500.01	DFT-s-OFDM 256 QAM	50@25	22.19	21.13	0.1297
78	30	40	633334	3500.01	DFT-s-OFDM 256 QAM	1@1	22.05	20.99	0.1256
78	30	40	633334	3500.01	DFT-s-OFDM 256 QAM	1@104	22.16	21.1	0.1288

78	30	40	633334	3500.01	CP-OFDM QPSK	53@26	25.16	24.1	0.2570
78	30	40	633334	3500.01	CP-OFDM QPSK	1@1	25.11	24.05	0.2541
78	30	40	633334	3500.01	CP-OFDM QPSK	1@104	25.14	24.08	0.2559
78	30	40	635332	3529.98	DFT-s-OFDM PI/2 BPSK	50@25	26.79	25.73	0.3741
78	30	40	635332	3529.98	DFT-s-OFDM PI/2 BPSK	1@1	26.98	25.92	0.3908
78	30	40	635332	3529.98	DFT-s-OFDM PI/2 BPSK	1@104	26.8	25.74	0.3750
78	30	40	635332	3529.98	DFT-s-OFDM QPSK	50@25	26.83	25.77	0.3776
78	30	40	635332	3529.98	DFT-s-OFDM QPSK	1@1	26.99	25.93	0.3917
78	30	40	635332	3529.98	DFT-s-OFDM QPSK	1@104	26.85	25.79	0.3793
78	30	40	635332	3529.98	DFT-s-OFDM 16 QAM	50@25	25.83	24.77	0.2999
78	30	40	635332	3529.98	DFT-s-OFDM 16 QAM	1@1	26.23	25.17	0.3289
78	30	40	635332	3529.98	DFT-s-OFDM 16 QAM	1@104	26.06	25	0.3162
78	30	40	635332	3529.98	DFT-s-OFDM 64 QAM	50@25	24.48	23.42	0.2198
78	30	40	635332	3529.98	DFT-s-OFDM 64 QAM	1@1	24.55	23.49	0.2234
78	30	40	635332	3529.98	DFT-s-OFDM 64 QAM	1@104	24.43	23.37	0.2173
78	30	40	635332	3529.98	DFT-s-OFDM 256 QAM	50@25	22.22	21.16	0.1306
78	30	40	635332	3529.98	DFT-s-OFDM 256 QAM	1@1	22.32	21.26	0.1337
78	30	40	635332	3529.98	DFT-s-OFDM 256 QAM	1@104	22.15	21.09	0.1285
78	30	40	635332	3529.98	CP-OFDM QPSK	53@26	25.26	24.2	0.2630
78	30	40	635332	3529.98	CP-OFDM QPSK	1@1	25.31	24.25	0.2661
78	30	40	635332	3529.98	CP-OFDM QPSK	1@104	25.14	24.08	0.2559
78	30	50	631668	3475.02	DFT-s-OFDM PI/2 BPSK	64@32	26.46	25.4	0.3467
78	30	50	631668	3475.02	DFT-s-OFDM PI/2 BPSK	1@1	26.36	25.3	0.3388
78	30	50	631668	3475.02	DFT-s-OFDM PI/2 BPSK	1@131	26.51	25.45	0.3508
78	30	50	631668	3475.02	DFT-s-OFDM QPSK	64@32	26.48	25.42	0.3483

78	30	50	631668	3475.02	DFT-s-OFDM QPSK	1@1	26.43	25.37	0.3443
78	30	50	631668	3475.02	DFT-s-OFDM QPSK	1@131	26.58	25.52	0.3565
78	30	50	631668	3475.02	DFT-s-OFDM 16 QAM	64@32	25.52	24.46	0.2793
78	30	50	631668	3475.02	DFT-s-OFDM 16 QAM	1@1	25.6	24.54	0.2844
78	30	50	631668	3475.02	DFT-s-OFDM 16 QAM	1@131	25.65	24.59	0.2877
78	30	50	631668	3475.02	DFT-s-OFDM 64 QAM	64@32	24.01	22.95	0.1972
78	30	50	631668	3475.02	DFT-s-OFDM 64 QAM	1@1	23.68	22.62	0.1828
78	30	50	631668	3475.02	DFT-s-OFDM 64 QAM	1@131	23.92	22.86	0.1932
78	30	50	631668	3475.02	DFT-s-OFDM 256 QAM	64@32	21.94	20.88	0.1225
78	30	50	631668	3475.02	DFT-s-OFDM 256 QAM	1@1	21.73	20.67	0.1167
78	30	50	631668	3475.02	DFT-s-OFDM 256 QAM	1@131	21.69	20.63	0.1156
78	30	50	631668	3475.02	CP-OFDM QPSK	67@33	24.95	23.89	0.2449
78	30	50	631668	3475.02	CP-OFDM QPSK	1@1	24.75	23.69	0.2339
78	30	50	631668	3475.02	CP-OFDM QPSK	1@131	24.87	23.81	0.2404
78	30	50	633334	3500.01	DFT-s-OFDM PI/2 BPSK	64@32	26.31	25.25	0.3350
78	30	50	633334	3500.01	DFT-s-OFDM PI/2 BPSK	1@1	26.23	25.17	0.3289
78	30	50	633334	3500.01	DFT-s-OFDM PI/2 BPSK	1@131	26.26	25.2	0.3311
78	30	50	633334	3500.01	DFT-s-OFDM QPSK	64@32	26.32	25.26	0.3357
78	30	50	633334	3500.01	DFT-s-OFDM QPSK	1@1	26.32	25.26	0.3357
78	30	50	633334	3500.01	DFT-s-OFDM QPSK	1@131	26.27	25.21	0.3319
78	30	50	633334	3500.01	DFT-s-OFDM 16 QAM	64@32	25.31	24.25	0.2661
78	30	50	633334	3500.01	DFT-s-OFDM 16 QAM	1@1	25.46	24.4	0.2754
78	30	50	633334	3500.01	DFT-s-OFDM 16 QAM	1@131	25.39	24.33	0.2710
78	30	50	633334	3500.01	DFT-s-OFDM 64 QAM	64@32	23.86	22.8	0.1905

78	30	50	633334	3500.01	DFT-s-OFDM 64 QAM	1@1	23.66	22.6	0.1820
78	30	50	633334	3500.01	DFT-s-OFDM 64 QAM	1@131	23.58	22.52	0.1786
78	30	50	633334	3500.01	DFT-s-OFDM 256 QAM	64@32	21.87	20.81	0.1205
78	30	50	633334	3500.01	DFT-s-OFDM 256 QAM	1@1	21.59	20.53	0.1130
78	30	50	633334	3500.01	DFT-s-OFDM 256 QAM	1@131	21.61	20.55	0.1135
78	30	50	633334	3500.01	CP-OFDM QPSK	67@33	24.89	23.83	0.2415
78	30	50	633334	3500.01	CP-OFDM QPSK	1@1	24.75	23.69	0.2339
78	30	50	633334	3500.01	CP-OFDM QPSK	1@131	24.63	23.57	0.2275
78	30	50	635000	3525	DFT-s-OFDM PI/2 BPSK	64@32	26.47	25.41	0.3475
78	30	50	635000	3525	DFT-s-OFDM PI/2 BPSK	1@1	26.49	25.43	0.3491
78	30	50	635000	3525	DFT-s-OFDM PI/2 BPSK	1@131	26.51	25.45	0.3508
78	30	50	635000	3525	DFT-s-OFDM QPSK	64@32	26.51	25.45	0.3508
78	30	50	635000	3525	DFT-s-OFDM QPSK	1@1	26.57	25.51	0.3556
78	30	50	635000	3525	DFT-s-OFDM QPSK	1@131	26.55	25.49	0.3540
78	30	50	635000	3525	DFT-s-OFDM 16 QAM	64@32	25.49	24.43	0.2773
78	30	50	635000	3525	DFT-s-OFDM 16 QAM	1@1	25.67	24.61	0.2891
78	30	50	635000	3525	DFT-s-OFDM 16 QAM	1@131	25.68	24.62	0.2897
78	30	50	635000	3525	DFT-s-OFDM 64 QAM	64@32	24.07	23.01	0.2000
78	30	50	635000	3525	DFT-s-OFDM 64 QAM	1@1	23.91	22.85	0.1928
78	30	50	635000	3525	DFT-s-OFDM 64 QAM	1@131	23.93	22.87	0.1936
78	30	50	635000	3525	DFT-s-OFDM 256 QAM	64@32	21.92	20.86	0.1219
78	30	50	635000	3525	DFT-s-OFDM 256 QAM	1@1	21.94	20.88	0.1225
78	30	50	635000	3525	DFT-s-OFDM 256 QAM	1@131	22.01	20.95	0.1245
78	30	50	635000	3525	CP-OFDM QPSK	67@33	25.03	23.97	0.2495
78	30	50	635000	3525	CP-OFDM QPSK	1@1	25.04	23.98	0.2500

78	30	50	635000	3525	CP-OFDM QPSK	1@131	24.97	23.91	0.2460
78	30	60	632000	3480	DFT-s-OFDM PI/2 BPSK	81@40	26.36	25.3	0.3388
78	30	60	632000	3480	DFT-s-OFDM PI/2 BPSK	1@1	25.2	24.14	0.2594
78	30	60	632000	3480	DFT-s-OFDM PI/2 BPSK	1@160	26.88	25.82	0.3819
78	30	60	632000	3480	DFT-s-OFDM QPSK	81@40	26.41	25.35	0.3428
78	30	60	632000	3480	DFT-s-OFDM QPSK	1@1	25.23	24.17	0.2612
78	30	60	632000	3480	DFT-s-OFDM QPSK	1@160	26.95	25.89	0.3882
78	30	60	632000	3480	DFT-s-OFDM 16 QAM	81@40	25.42	24.36	0.2729
78	30	60	632000	3480	DFT-s-OFDM 16 QAM	1@1	24.53	23.47	0.2223
78	30	60	632000	3480	DFT-s-OFDM 16 QAM	1@160	26.5	25.44	0.3499
78	30	60	632000	3480	DFT-s-OFDM 64 QAM	81@40	23.95	22.89	0.1945
78	30	60	632000	3480	DFT-s-OFDM 64 QAM	1@1	22.66	21.6	0.1445
78	30	60	632000	3480	DFT-s-OFDM 64 QAM	1@160	24.74	23.68	0.2333
78	30	60	632000	3480	DFT-s-OFDM 256 QAM	81@40	21.88	20.82	0.1208
78	30	60	632000	3480	DFT-s-OFDM 256 QAM	1@1	20.61	19.55	0.0902
78	30	60	632000	3480	DFT-s-OFDM 256 QAM	1@160	22.8	21.74	0.1493
78	30	60	632000	3480	CP-OFDM QPSK	81@40	24.88	23.82	0.2410
78	30	60	632000	3480	CP-OFDM QPSK	1@1	23.74	22.68	0.1854
78	30	60	632000	3480	CP-OFDM QPSK	1@160	25.88	24.82	0.3034
78	30	60	633334	3500.01	DFT-s-OFDM PI/2 BPSK	81@40	26.33	25.27	0.3365
78	30	60	633334	3500.01	DFT-s-OFDM PI/2 BPSK	1@1	25.01	23.95	0.2483
78	30	60	633334	3500.01	DFT-s-OFDM PI/2 BPSK	1@160	26.96	25.9	0.3890
78	30	60	633334	3500.01	DFT-s-OFDM QPSK	81@40	26.3	25.24	0.3342
78	30	60	633334	3500.01	DFT-s-OFDM QPSK	1@1	25.09	24.03	0.2529

78	30	60	633334	3500.01	DFT-s-OFDM QPSK	1@160	26.97	25.91	0.3899
78	30	60	633334	3500.01	DFT-s-OFDM 16 QAM	81@40	25.27	24.21	0.2636
78	30	60	633334	3500.01	DFT-s-OFDM 16 QAM	1@1	24.34	23.28	0.2128
78	30	60	633334	3500.01	DFT-s-OFDM 16 QAM	1@160	26.51	25.45	0.3508
78	30	60	633334	3500.01	DFT-s-OFDM 64 QAM	81@40	23.77	22.71	0.1866
78	30	60	633334	3500.01	DFT-s-OFDM 64 QAM	1@1	22.43	21.37	0.1371
78	30	60	633334	3500.01	DFT-s-OFDM 64 QAM	1@160	24.65	23.59	0.2286
78	30	60	633334	3500.01	DFT-s-OFDM 256 QAM	81@40	21.78	20.72	0.1180
78	30	60	633334	3500.01	DFT-s-OFDM 256 QAM	1@1	20.38	19.32	0.0855
78	30	60	633334	3500.01	DFT-s-OFDM 256 QAM	1@160	22.6	21.54	0.1426
78	30	60	633334	3500.01	CP-OFDM QPSK	81@40	24.77	23.71	0.2350
78	30	60	633334	3500.01	CP-OFDM QPSK	1@1	23.44	22.38	0.1730
78	30	60	633334	3500.01	CP-OFDM QPSK	1@160	25.62	24.56	0.2858
78	30	60	634666	3519.99	DFT-s-OFDM PI/2 BPSK	81@40	26.57	25.51	0.3556
78	30	60	634666	3519.99	DFT-s-OFDM PI/2 BPSK	1@1	25.39	24.33	0.2710
78	30	60	634666	3519.99	DFT-s-OFDM PI/2 BPSK	1@160	26.96	25.9	0.3890
78	30	60	634666	3519.99	DFT-s-OFDM QPSK	81@40	26.61	25.55	0.3589
78	30	60	634666	3519.99	DFT-s-OFDM QPSK	1@1	25.4	24.34	0.2716
78	30	60	634666	3519.99	DFT-s-OFDM QPSK	1@160	26.97	25.91	0.3899
78	30	60	634666	3519.99	DFT-s-OFDM 16 QAM	81@40	25.65	24.59	0.2877
78	30	60	634666	3519.99	DFT-s-OFDM 16 QAM	1@1	24.68	23.62	0.2301
78	30	60	634666	3519.99	DFT-s-OFDM 16 QAM	1@160	26.68	25.62	0.3648
78	30	60	634666	3519.99	DFT-s-OFDM 64 QAM	81@40	24.07	23.01	0.2000
78	30	60	634666	3519.99	DFT-s-OFDM 64 QAM	1@1	22.79	21.73	0.1489

78	30	60	634666	3519.99	DFT-s-OFDM 64 QAM	1@160	24.82	23.76	0.2377
78	30	60	634666	3519.99	DFT-s-OFDM 256 QAM	81@40	22.16	21.1	0.1288
78	30	60	634666	3519.99	DFT-s-OFDM 256 QAM	1@1	20.74	19.68	0.0929
78	30	60	634666	3519.99	DFT-s-OFDM 256 QAM	1@160	22.88	21.82	0.1521
78	30	60	634666	3519.99	CP-OFDM QPSK	81@40	25.1	24.04	0.2535
78	30	60	634666	3519.99	CP-OFDM QPSK	1@1	23.89	22.83	0.1919
78	30	60	634666	3519.99	CP-OFDM QPSK	1@160	25.91	24.85	0.3055
78	30	70	632334	3485.01	DFT-s-OFDM PI/2 BPSK	90@45	26.19	25.13	0.3258
78	30	70	632334	3485.01	DFT-s-OFDM PI/2 BPSK	1@1	26.08	25.02	0.3177
78	30	70	632334	3485.01	DFT-s-OFDM PI/2 BPSK	1@187	26.08	25.02	0.3177
78	30	70	632334	3485.01	DFT-s-OFDM QPSK	90@45	26.11	25.05	0.3199
78	30	70	632334	3485.01	DFT-s-OFDM QPSK	1@1	26.17	25.11	0.3243
78	30	70	632334	3485.01	DFT-s-OFDM QPSK	1@187	26.07	25.01	0.3170
78	30	70	632334	3485.01	DFT-s-OFDM 16 QAM	90@45	25.12	24.06	0.2547
78	30	70	632334	3485.01	DFT-s-OFDM 16 QAM	1@1	25.25	24.19	0.2624
78	30	70	632334	3485.01	DFT-s-OFDM 16 QAM	1@187	25.16	24.1	0.2570
78	30	70	632334	3485.01	DFT-s-OFDM 64 QAM	90@45	23.7	22.64	0.1837
78	30	70	632334	3485.01	DFT-s-OFDM 64 QAM	1@1	23.59	22.53	0.1791
78	30	70	632334	3485.01	DFT-s-OFDM 64 QAM	1@187	23.59	22.53	0.1791
78	30	70	632334	3485.01	DFT-s-OFDM 256 QAM	90@45	21.61	20.55	0.1135
78	30	70	632334	3485.01	DFT-s-OFDM 256 QAM	1@1	21.47	20.41	0.1099
78	30	70	632334	3485.01	DFT-s-OFDM 256 QAM	1@187	21.43	20.37	0.1089
78	30	70	632334	3485.01	CP-OFDM QPSK	95@47	24.64	23.58	0.2280
78	30	70	632334	3485.01	CP-OFDM QPSK	1@1	24.62	23.56	0.2270
78	30	70	632334	3485.01	CP-OFDM QPSK	1@187	24.58	23.52	0.2249

78	30	70	633334	3500.01	DFT-s-OFDM PI/2 BPSK	90@45	26.41	25.35	0.3428
78	30	70	633334	3500.01	DFT-s-OFDM PI/2 BPSK	1@1	26.28	25.22	0.3327
78	30	70	633334	3500.01	DFT-s-OFDM PI/2 BPSK	1@187	26.26	25.2	0.3311
78	30	70	633334	3500.01	DFT-s-OFDM QPSK	90@45	26.45	25.39	0.3459
78	30	70	633334	3500.01	DFT-s-OFDM QPSK	1@1	26.39	25.33	0.3412
78	30	70	633334	3500.01	DFT-s-OFDM QPSK	1@187	26.35	25.29	0.3381
78	30	70	633334	3500.01	DFT-s-OFDM 16 QAM	90@45	25.45	24.39	0.2748
78	30	70	633334	3500.01	DFT-s-OFDM 16 QAM	1@1	25.53	24.47	0.2799
78	30	70	633334	3500.01	DFT-s-OFDM 16 QAM	1@187	25.4	24.34	0.2716
78	30	70	633334	3500.01	DFT-s-OFDM 64 QAM	90@45	24.01	22.95	0.1972
78	30	70	633334	3500.01	DFT-s-OFDM 64 QAM	1@1	23.92	22.86	0.1932
78	30	70	633334	3500.01	DFT-s-OFDM 64 QAM	1@187	23.76	22.7	0.1862
78	30	70	633334	3500.01	DFT-s-OFDM 256 QAM	90@45	22.03	20.97	0.1250
78	30	70	633334	3500.01	DFT-s-OFDM 256 QAM	1@1	21.69	20.63	0.1156
78	30	70	633334	3500.01	DFT-s-OFDM 256 QAM	1@187	21.65	20.59	0.1146
78	30	70	633334	3500.01	CP-OFDM QPSK	95@47	24.97	23.91	0.2460
78	30	70	633334	3500.01	CP-OFDM QPSK	1@1	24.83	23.77	0.2382
78	30	70	633334	3500.01	CP-OFDM QPSK	1@187	24.87	23.81	0.2404
78	30	70	634332	3514.98	DFT-s-OFDM PI/2 BPSK	90@45	26.21	25.15	0.3273
78	30	70	634332	3514.98	DFT-s-OFDM PI/2 BPSK	1@1	26.19	25.13	0.3258
78	30	70	634332	3514.98	DFT-s-OFDM PI/2 BPSK	1@187	26.01	24.95	0.3126
78	30	70	634332	3514.98	DFT-s-OFDM QPSK	90@45	26.26	25.2	0.3311
78	30	70	634332	3514.98	DFT-s-OFDM QPSK	1@1	26.25	25.19	0.3304
78	30	70	634332	3514.98	DFT-s-OFDM QPSK	1@187	26.08	25.02	0.3177

78	30	70	634332	3514.98	DFT-s-OFDM 16 QAM	90@45	25.28	24.22	0.2642
78	30	70	634332	3514.98	DFT-s-OFDM 16 QAM	1@1	25.42	24.36	0.2729
78	30	70	634332	3514.98	DFT-s-OFDM 16 QAM	1@187	25.24	24.18	0.2618
78	30	70	634332	3514.98	DFT-s-OFDM 64 QAM	90@45	23.81	22.75	0.1884
78	30	70	634332	3514.98	DFT-s-OFDM 64 QAM	1@1	23.77	22.71	0.1866
78	30	70	634332	3514.98	DFT-s-OFDM 64 QAM	1@187	23.5	22.44	0.1754
78	30	70	634332	3514.98	DFT-s-OFDM 256 QAM	90@45	21.76	20.7	0.1175
78	30	70	634332	3514.98	DFT-s-OFDM 256 QAM	1@1	21.55	20.49	0.1119
78	30	70	634332	3514.98	DFT-s-OFDM 256 QAM	1@187	21.45	20.39	0.1094
78	30	70	634332	3514.98	CP-OFDM QPSK	95@47	24.75	23.69	0.2339
78	30	70	634332	3514.98	CP-OFDM QPSK	1@1	24.63	23.57	0.2275
78	30	70	634332	3514.98	CP-OFDM QPSK	1@187	24.58	23.52	0.2249
78	30	80	632668	3490.02	DFT-s-OFDM PI/2 BPSK	108@54	26.21	25.15	0.3273
78	30	80	632668	3490.02	DFT-s-OFDM PI/2 BPSK	1@1	26.01	24.95	0.3126
78	30	80	632668	3490.02	DFT-s-OFDM PI/2 BPSK	1@215	26.06	25	0.3162
78	30	80	632668	3490.02	DFT-s-OFDM QPSK	108@54	26.21	25.15	0.3273
78	30	80	632668	3490.02	DFT-s-OFDM QPSK	1@1	26.04	24.98	0.3148
78	30	80	632668	3490.02	DFT-s-OFDM QPSK	1@215	26.12	25.06	0.3206
78	30	80	632668	3490.02	DFT-s-OFDM 16 QAM	108@54	25.21	24.15	0.2600
78	30	80	632668	3490.02	DFT-s-OFDM 16 QAM	1@1	25.18	24.12	0.2582
78	30	80	632668	3490.02	DFT-s-OFDM 16 QAM	1@215	25.28	24.22	0.2642
78	30	80	632668	3490.02	DFT-s-OFDM 64 QAM	108@54	23.5	22.44	0.1754
78	30	80	632668	3490.02	DFT-s-OFDM 64 QAM	1@1	23.47	22.41	0.1742
78	30	80	632668	3490.02	DFT-s-OFDM 64 QAM	1@215	23.53	22.47	0.1766

78	30	80	632668	3490.02	DFT-s-OFDM 256 QAM	108@54	21.68	20.62	0.1153
78	30	80	632668	3490.02	DFT-s-OFDM 256 QAM	1@1	21.34	20.28	0.1067
78	30	80	632668	3490.02	DFT-s-OFDM 256 QAM	1@215	21.44	20.38	0.1091
78	30	80	632668	3490.02	CP-OFDM QPSK	109@54	24.72	23.66	0.2323
78	30	80	632668	3490.02	CP-OFDM QPSK	1@1	24.55	23.49	0.2234
78	30	80	632668	3490.02	CP-OFDM QPSK	1@215	24.52	23.46	0.2218
78	30	80	633334	3500.01	DFT-s-OFDM PI/2 BPSK	108@54	26.48	25.42	0.3483
78	30	80	633334	3500.01	DFT-s-OFDM PI/2 BPSK	1@1	26.26	25.2	0.3311
78	30	80	633334	3500.01	DFT-s-OFDM PI/2 BPSK	1@215	26.36	25.3	0.3388
78	30	80	633334	3500.01	DFT-s-OFDM QPSK	108@54	26.52	25.46	0.3516
78	30	80	633334	3500.01	DFT-s-OFDM QPSK	1@1	26.37	25.31	0.3396
78	30	80	633334	3500.01	DFT-s-OFDM QPSK	1@215	26.44	25.38	0.3451
78	30	80	633334	3500.01	DFT-s-OFDM 16 QAM	108@54	25.56	24.5	0.2818
78	30	80	633334	3500.01	DFT-s-OFDM 16 QAM	1@1	25.45	24.39	0.2748
78	30	80	633334	3500.01	DFT-s-OFDM 16 QAM	1@215	25.63	24.57	0.2864
78	30	80	633334	3500.01	DFT-s-OFDM 64 QAM	108@54	24.02	22.96	0.1977
78	30	80	633334	3500.01	DFT-s-OFDM 64 QAM	1@1	23.57	22.51	0.1782
78	30	80	633334	3500.01	DFT-s-OFDM 64 QAM	1@215	23.75	22.69	0.1858
78	30	80	633334	3500.01	DFT-s-OFDM 256 QAM	108@54	22.06	21	0.1259
78	30	80	633334	3500.01	DFT-s-OFDM 256 QAM	1@1	21.59	20.53	0.1130
78	30	80	633334	3500.01	DFT-s-OFDM 256 QAM	1@215	21.71	20.65	0.1161
78	30	80	633334	3500.01	CP-OFDM QPSK	109@54	24.99	23.93	0.2472
78	30	80	633334	3500.01	CP-OFDM QPSK	1@1	24.82	23.76	0.2377
78	30	80	633334	3500.01	CP-OFDM QPSK	1@215	24.82	23.76	0.2377
78	30	80	634000	3510	DFT-s-OFDM PI/2 BPSK	108@54	26.44	25.38	0.3451

78	30	80	634000	3510	DFT-s-OFDM PI/2 BPSK	1@1	26.31	25.25	0.3350
78	30	80	634000	3510	DFT-s-OFDM PI/2 BPSK	1@215	26.31	25.25	0.3350
78	30	80	634000	3510	DFT-s-OFDM QPSK	108@54	26.46	25.4	0.3467
78	30	80	634000	3510	DFT-s-OFDM QPSK	1@1	26.46	25.4	0.3467
78	30	80	634000	3510	DFT-s-OFDM QPSK	1@215	26.4	25.34	0.3420
78	30	80	634000	3510	DFT-s-OFDM 16 QAM	108@54	25.36	24.3	0.2692
78	30	80	634000	3510	DFT-s-OFDM 16 QAM	1@1	25.55	24.49	0.2812
78	30	80	634000	3510	DFT-s-OFDM 16 QAM	1@215	25.51	24.45	0.2786
78	30	80	634000	3510	DFT-s-OFDM 64 QAM	108@54	24	22.94	0.1968
78	30	80	634000	3510	DFT-s-OFDM 64 QAM	1@1	23.77	22.71	0.1866
78	30	80	634000	3510	DFT-s-OFDM 64 QAM	1@215	23.73	22.67	0.1849
78	30	80	634000	3510	DFT-s-OFDM 256 QAM	108@54	22.01	20.95	0.1245
78	30	80	634000	3510	DFT-s-OFDM 256 QAM	1@1	21.7	20.64	0.1159
78	30	80	634000	3510	DFT-s-OFDM 256 QAM	1@215	21.79	20.73	0.1183
78	30	80	634000	3510	CP-OFDM QPSK	109@54	24.93	23.87	0.2438
78	30	80	634000	3510	CP-OFDM QPSK	1@1	24.92	23.86	0.2432
78	30	80	634000	3510	CP-OFDM QPSK	1@215	24.85	23.79	0.2393
78	30	90	633000	3495	DFT-s-OFDM PI/2 BPSK	120@60	26.18	25.12	0.3251
78	30	90	633000	3495	DFT-s-OFDM PI/2 BPSK	1@1	26.04	24.98	0.3148
78	30	90	633000	3495	DFT-s-OFDM PI/2 BPSK	1@243	26.04	24.98	0.3148
78	30	90	633000	3495	DFT-s-OFDM QPSK	120@60	26.15	25.09	0.3228
78	30	90	633000	3495	DFT-s-OFDM QPSK	1@1	26.06	25	0.3162
78	30	90	633000	3495	DFT-s-OFDM QPSK	1@243	26.16	25.1	0.3236
78	30	90	633000	3495	DFT-s-OFDM 16 QAM	120@60	25.19	24.13	0.2588

78	30	90	633000	3495	DFT-s-OFDM 16 QAM	1@1	25.13	24.07	0.2553
78	30	90	633000	3495	DFT-s-OFDM 16 QAM	1@243	25.17	24.11	0.2576
78	30	90	633000	3495	DFT-s-OFDM 64 QAM	120@60	23.77	22.71	0.1866
78	30	90	633000	3495	DFT-s-OFDM 64 QAM	1@1	23.49	22.43	0.1750
78	30	90	633000	3495	DFT-s-OFDM 64 QAM	1@243	23.51	22.45	0.1758
78	30	90	633000	3495	DFT-s-OFDM 256 QAM	120@60	21.62	20.56	0.1138
78	30	90	633000	3495	DFT-s-OFDM 256 QAM	1@1	21.28	20.22	0.1052
78	30	90	633000	3495	DFT-s-OFDM 256 QAM	1@243	21.52	20.46	0.1112
78	30	90	633000	3495	CP-OFDM QPSK	123@61	24.74	23.68	0.2333
78	30	90	633000	3495	CP-OFDM QPSK	1@1	24.44	23.38	0.2178
78	30	90	633000	3495	CP-OFDM QPSK	1@243	24.5	23.44	0.2208
78	30	90	633334	3500.01	DFT-s-OFDM PI/2 BPSK	120@60	26.27	25.21	0.3319
78	30	90	633334	3500.01	DFT-s-OFDM PI/2 BPSK	1@1	25.97	24.91	0.3097
78	30	90	633334	3500.01	DFT-s-OFDM PI/2 BPSK	1@243	26.06	25	0.3162
78	30	90	633334	3500.01	DFT-s-OFDM QPSK	120@60	26.18	25.12	0.3251
78	30	90	633334	3500.01	DFT-s-OFDM QPSK	1@1	26.09	25.03	0.3184
78	30	90	633334	3500.01	DFT-s-OFDM QPSK	1@243	26.16	25.1	0.3236
78	30	90	633334	3500.01	DFT-s-OFDM 16 QAM	120@60	25.19	24.13	0.2588
78	30	90	633334	3500.01	DFT-s-OFDM 16 QAM	1@1	25.23	24.17	0.2612
78	30	90	633334	3500.01	DFT-s-OFDM 16 QAM	1@243	25.22	24.16	0.2606
78	30	90	633334	3500.01	DFT-s-OFDM 64 QAM	120@60	23.75	22.69	0.1858
78	30	90	633334	3500.01	DFT-s-OFDM 64 QAM	1@1	23.53	22.47	0.1766
78	30	90	633334	3500.01	DFT-s-OFDM 64 QAM	1@243	23.54	22.48	0.1770
78	30	90	633334	3500.01	DFT-s-OFDM 256 QAM	120@60	21.71	20.65	0.1161

78	30	90	633334	3500.01	DFT-s-OFDM 256 QAM	1@1	21.33	20.27	0.1064
78	30	90	633334	3500.01	DFT-s-OFDM 256 QAM	1@243	21.55	20.49	0.1119
78	30	90	633334	3500.01	CP-OFDM QPSK	123@61	24.67	23.61	0.2296
78	30	90	633334	3500.01	CP-OFDM QPSK	1@1	24.48	23.42	0.2198
78	30	90	633334	3500.01	CP-OFDM QPSK	1@243	24.46	23.4	0.2188
78	30	90	633666	3504.99	DFT-s-OFDM PI/2 BPSK	120@60	26.18	25.12	0.3251
78	30	90	633666	3504.99	DFT-s-OFDM PI/2 BPSK	1@1	26.04	24.98	0.3148
78	30	90	633666	3504.99	DFT-s-OFDM PI/2 BPSK	1@243	26.06	25	0.3162
78	30	90	633666	3504.99	DFT-s-OFDM QPSK	120@60	26.22	25.16	0.3281
78	30	90	633666	3504.99	DFT-s-OFDM QPSK	1@1	26.15	25.09	0.3228
78	30	90	633666	3504.99	DFT-s-OFDM QPSK	1@243	26.19	25.13	0.3258
78	30	90	633666	3504.99	DFT-s-OFDM 16 QAM	120@60	25.25	24.19	0.2624
78	30	90	633666	3504.99	DFT-s-OFDM 16 QAM	1@1	25.29	24.23	0.2649
78	30	90	633666	3504.99	DFT-s-OFDM 16 QAM	1@243	25.16	24.1	0.2570
78	30	90	633666	3504.99	DFT-s-OFDM 64 QAM	120@60	23.71	22.65	0.1841
78	30	90	633666	3504.99	DFT-s-OFDM 64 QAM	1@1	23.56	22.5	0.1778
78	30	90	633666	3504.99	DFT-s-OFDM 64 QAM	1@243	23.55	22.49	0.1774
78	30	90	633666	3504.99	DFT-s-OFDM 256 QAM	120@60	21.71	20.65	0.1161
78	30	90	633666	3504.99	DFT-s-OFDM 256 QAM	1@1	21.4	20.34	0.1081
78	30	90	633666	3504.99	DFT-s-OFDM 256 QAM	1@243	21.39	20.33	0.1079
78	30	90	633666	3504.99	CP-OFDM QPSK	123@61	24.72	23.66	0.2323
78	30	90	633666	3504.99	CP-OFDM QPSK	1@1	24.57	23.51	0.2244
78	30	90	633666	3504.99	CP-OFDM QPSK	1@243	24.43	23.37	0.2173
78	30	100	633334	3500.01	DFT-s-OFDM PI/2 BPSK	135@67	26.29	25.23	0.3334
78	30	100	633334	3500.01	DFT-s-OFDM PI/2 BPSK	1@1	26.04	24.98	0.3148

78	30	100	633334	3500.01	DFT-s-OFDM PI/2 BPSK	1@271	26.14	25.08	0.3221
78	30	100	633334	3500.01	DFT-s-OFDM QPSK	135@67	26.2	25.14	0.3266
78	30	100	633334	3500.01	DFT-s-OFDM QPSK	1@1	26.04	24.98	0.3148
78	30	100	633334	3500.01	DFT-s-OFDM QPSK	1@271	26.18	25.12	0.3251
78	30	100	633334	3500.01	DFT-s-OFDM 16 QAM	135@67	25.25	24.19	0.2624
78	30	100	633334	3500.01	DFT-s-OFDM 16 QAM	1@1	25.2	24.14	0.2594
78	30	100	633334	3500.01	DFT-s-OFDM 16 QAM	1@271	25.2	24.14	0.2594
78	30	100	633334	3500.01	DFT-s-OFDM 64 QAM	135@67	23.69	22.63	0.1832
78	30	100	633334	3500.01	DFT-s-OFDM 64 QAM	1@1	23.27	22.21	0.1663
78	30	100	633334	3500.01	DFT-s-OFDM 64 QAM	1@271	23.52	22.46	0.1762
78	30	100	633334	3500.01	DFT-s-OFDM 256 QAM	135@67	21.71	20.65	0.1161
78	30	100	633334	3500.01	DFT-s-OFDM 256 QAM	1@1	21.26	20.2	0.1047
78	30	100	633334	3500.01	DFT-s-OFDM 256 QAM	1@271	21.5	20.44	0.1107
78	30	100	633334	3500.01	CP-OFDM QPSK	137@68	24.65	23.59	0.2286
78	30	100	633334	3500.01	CP-OFDM QPSK	1@1	24.57	23.51	0.2244
78	30	100	633334	3500.01	CP-OFDM QPSK	1@271	24.45	23.39	0.2183

Frequency Stability

NR Band	SCS (kHz)	Bandwidth (MHz)	Arfcn	Freq (MHz)	Modulation	RB	Deviation (ppm)	Verdict	Environment
78	30	20	633334	3500.01	DFT-s-OFDM QPSK	50@0	0.00057	**PASS**	NV
78	30	20	633334	3500.01	DFT-s-OFDM QPSK	50@0	0.00643	**PASS**	LV
78	30	20	633334	3500.01	DFT-s-OFDM QPSK	50@0	0.00455	**PASS**	HV
78	30	20	633334	3500.01	DFT-s-OFDM QPSK	50@0	0.00494	**PASS**	-30°C
78	30	20	633334	3500.01	DFT-s-OFDM QPSK	50@0	0.00495	**PASS**	-20°C
78	30	20	633334	3500.01	DFT-s-OFDM QPSK	50@0	0.00601	**PASS**	-10°C
78	30	20	633334	3500.01	DFT-s-OFDM QPSK	50@0	0.00409	**PASS**	0°C
78	30	20	633334	3500.01	DFT-s-OFDM QPSK	50@0	0.00678	**PASS**	10°C
78	30	20	633334	3500.01	DFT-s-OFDM QPSK	50@0	0.00206	**PASS**	20°C
78	30	20	633334	3500.01	DFT-s-OFDM QPSK	50@0	0.00054	**PASS**	30°C
78	30	20	633334	3500.01	DFT-s-OFDM QPSK	50@0	0.00375	**PASS**	40°C
78	30	20	633334	3500.01	DFT-s-OFDM QPSK	50@0	0.00045	**PASS**	50°C

Peak to Average Radio

NR Band	SCS (kHz)	Bandwidth (MHz)	Arfcn	Freq (MHz)	Modulation	RB	Result (dB)	Limit (dB)	Verdict
78	30	20	630668	3460.02	DFT-s-OFDM PI/2 BPSK	50@0	6.74	13	**PASS**
78	30	20	630668	3460.02	DFT-s-OFDM PI/2 BPSK	1@0	7.86	13	**PASS**
78	30	20	630668	3460.02	DFT-s-OFDM QPSK	50@0	7.73	13	**PASS**
78	30	20	630668	3460.02	DFT-s-OFDM QPSK	1@0	7.99	13	**PASS**
78	30	20	633334	3500.01	DFT-s-OFDM PI/2 BPSK	50@0	6.76	13	**PASS**
78	30	20	633334	3500.01	DFT-s-OFDM PI/2 BPSK	1@0	8.31	13	**PASS**
78	30	20	633334	3500.01	DFT-s-OFDM QPSK	50@0	7.39	13	**PASS**
78	30	20	633334	3500.01	DFT-s-OFDM QPSK	1@0	8.34	13	**PASS**
78	30	20	636000	3540.0	DFT-s-OFDM PI/2 BPSK	50@0	6.74	13	**PASS**
78	30	20	636000	3540.0	DFT-s-OFDM PI/2 BPSK	1@0	8.05	13	**PASS**
78	30	20	636000	3540.0	DFT-s-OFDM QPSK	50@0	7.68	13	**PASS**
78	30	20	636000	3540.0	DFT-s-OFDM QPSK	1@0	8.0	13	**PASS**

N78(20M)_DFT-s-OFDM_PI_2-BPSK_Outer_Full_Low_CH

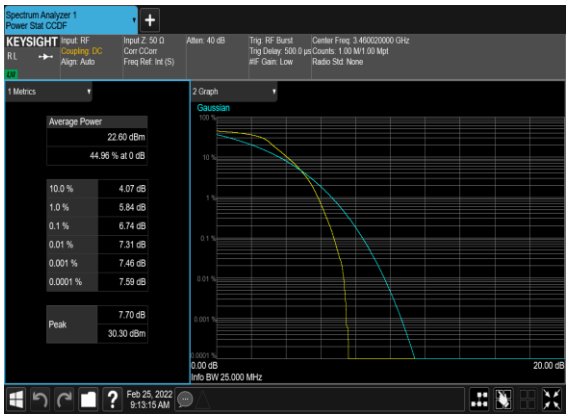

N78(20M)_DFT-s-OFDM_PI_2-BPSK_Edge_1RB_Left_Low_CH

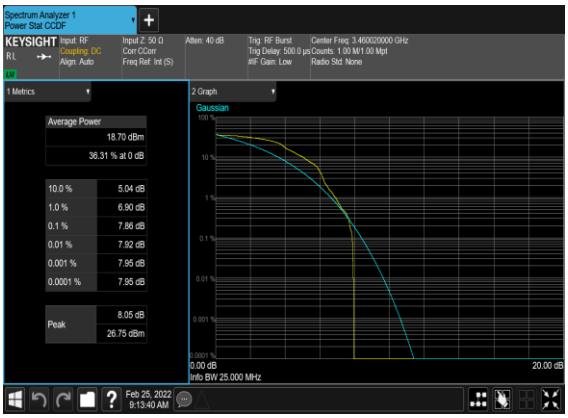

N78(20M)_DFT-s-OFDM_QPSK_Outer_Full_Low_CH

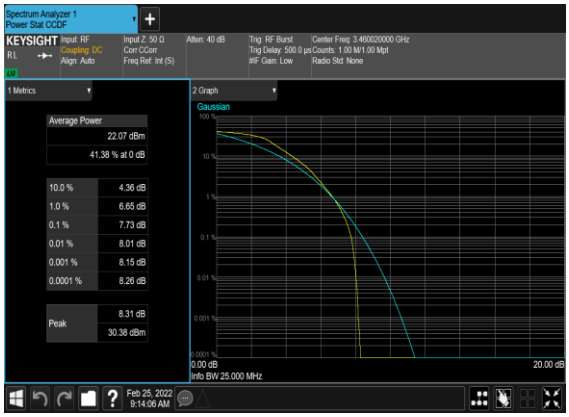

N78(20M)_DFT-s-OFDM_QPSK_Edge_1RB_Left_Low_CH

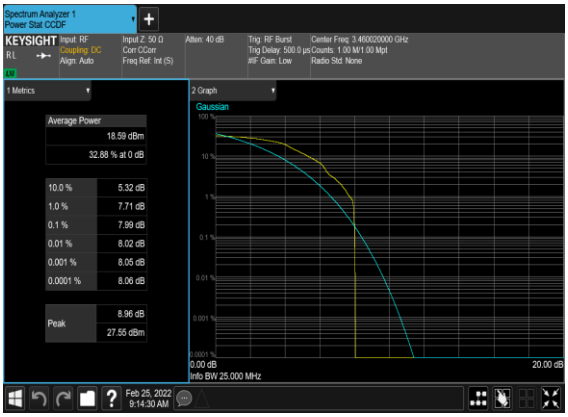

N78(20M)_DFT-s-OFDM_PI_2-BPSK_Outer_Full_Mid_CH

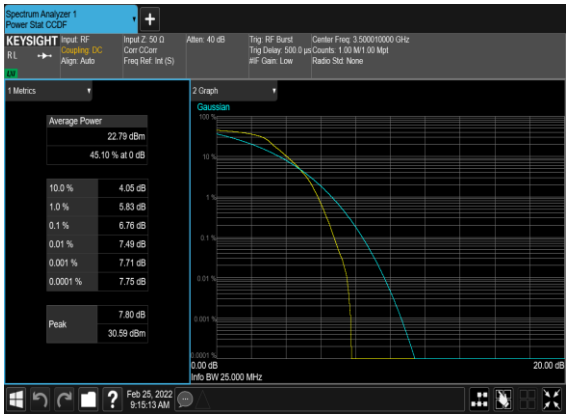

N78(20M)_DFT-s-OFDM_PI_2-BPSK_Edge_1RB_Left_Mid_CH

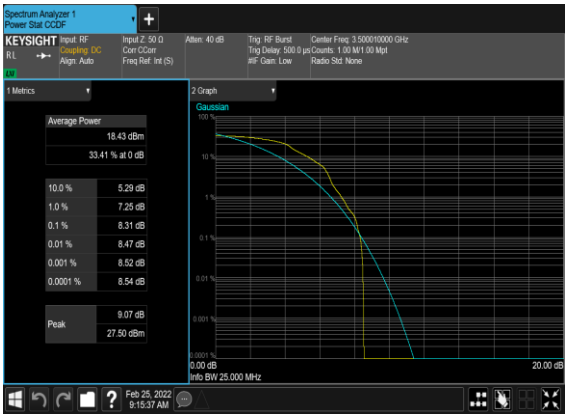

N78(20M)_DFT-s-OFDM_QPSK_Outer_Full_Mid_CH

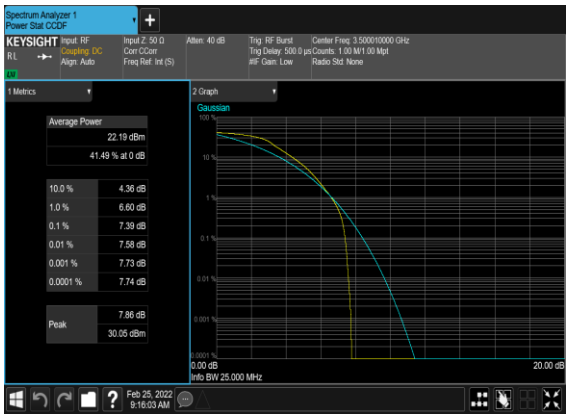

N78(20M)_DFT-s-OFDM_QPSK_Edge_1RB_Left_Mid_CH

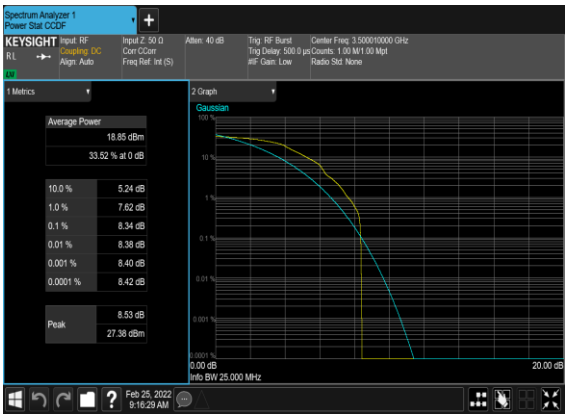

N78(20M)_DFT-s-OFDM_PI_2-BPSK_Outer_Full_High_CH

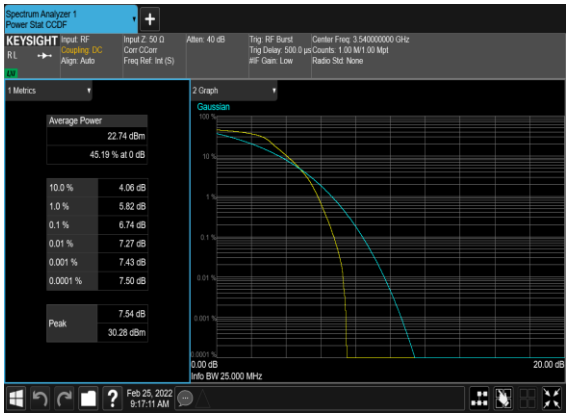

N78(20M)_DFT-s-OFDM_PI_2-BPSK_Edge_1RB_Left_High_CH

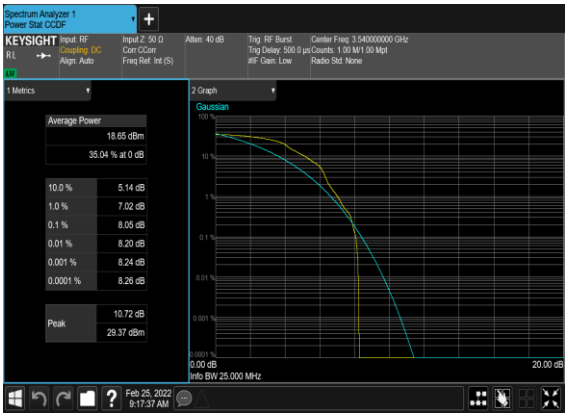

N78(20M)_DFT-s-OFDM_QPSK_Outer_Full_High_CH

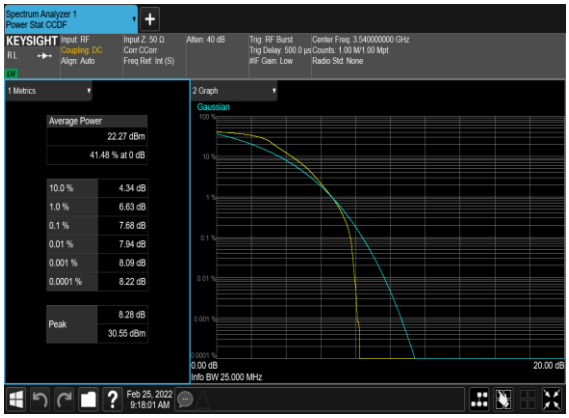

N78(20M)_DFT-s-OFDM_QPSK_Edge_1RB_Left_High_CH

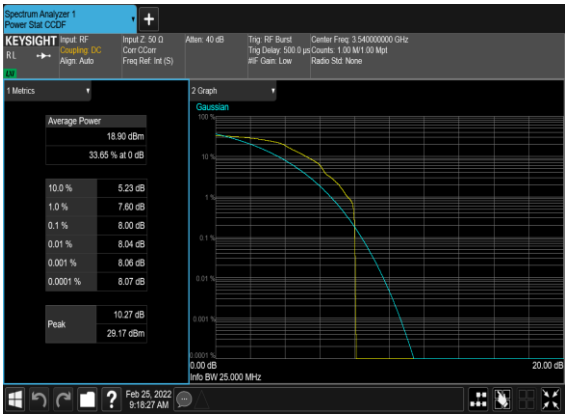

Occupied Bandwidth

NR Band	SCS (kHz)	Bandwidth (MHz)	Arfcn	Freq (MHz)	Modulation	RB	OBW (MHz)	26dB OBW (MHz)
78	30	20	633334	3500.01	DFT-s-OFDM PI/2 BPSK	50@0	17.78	19.11
78	30	20	633334	3500.01	DFT-s-OFDM QPSK	50@0	17.78	18.97
78	30	20	633334	3500.01	CP-OFDM QPSK	51@0	18.217	19.41
78	30	20	633334	3500.01	CP-OFDM 16 QAM	51@0	18.238	19.49
78	30	20	633334	3500.01	CP-OFDM 64 QAM	51@0	18.23	19.42
78	30	20	633334	3500.01	CP-OFDM 256 QAM	51@0	18.191	19.48
78	30	30	633334	3500.01	DFT-s-OFDM PI/2 BPSK	75@0	26.697	28.03
78	30	30	633334	3500.01	DFT-s-OFDM QPSK	75@0	26.769	28.06
78	30	30	633334	3500.01	CP-OFDM QPSK	78@0	27.837	29.12
78	30	30	633334	3500.01	CP-OFDM 16 QAM	78@0	27.881	29.29
78	30	30	633334	3500.01	CP-OFDM 64 QAM	78@0	27.829	29.11
78	30	30	633334	3500.01	CP-OFDM 256 QAM	78@0	27.851	29.36
78	30	40	633334	3500.01	DFT-s-OFDM PI/2 BPSK	100@0	35.733	37.25
78	30	40	633334	3500.01	DFT-s-OFDM QPSK	100@0	35.73	37.0
78	30	40	633334	3500.01	CP-OFDM QPSK	106@0	37.896	39.47
78	30	40	633334	3500.01	CP-OFDM 16 QAM	106@0	37.81	39.36
78	30	40	633334	3500.01	CP-OFDM 64 QAM	106@0	37.887	39.47
78	30	40	633334	3500.01	CP-OFDM 256 QAM	106@0	37.779	39.64
78	30	50	633334	3500.01	DFT-s-OFDM PI/2 BPSK	128@0	45.768	47.57
78	30	50	633334	3500.01	DFT-s-OFDM QPSK	128@0	45.817	47.44
78	30	50	633334	3500.01	CP-OFDM QPSK	133@0	47.484	49.33
78	30	50	633334	3500.01	CP-OFDM 16 QAM	133@0	47.563	49.24
78	30	50	633334	3500.01	CP-OFDM 64 QAM	133@0	47.5	49.11
78	30	50	633334	3500.01	CP-OFDM 256 QAM	133@0	47.465	49.28

78	30	60	633334	3500.01	DFT-s-OFDM PI/2 BPSK	162@0	57.851	59.96
78	30	60	633334	3500.01	DFT-s-OFDM QPSK	162@0	57.775	59.71
78	30	60	633334	3500.01	CP-OFDM QPSK	162@0	57.77	60.06
78	30	60	633334	3500.01	CP-OFDM 16 QAM	162@0	57.674	60.01
78	30	60	633334	3500.01	CP-OFDM 64 QAM	162@0	57.923	59.99
78	30	60	633334	3500.01	CP-OFDM 256 QAM	162@0	57.863	59.69
78	30	70	633334	3500.01	DFT-s-OFDM PI/2 BPSK	180@0	64.292	66.42
78	30	70	633334	3500.01	DFT-s-OFDM QPSK	180@0	64.291	66.39
78	30	70	633334	3500.01	CP-OFDM QPSK	189@0	67.461	69.67
78	30	70	633334	3500.01	CP-OFDM 16 QAM	189@0	67.417	69.78
78	30	70	633334	3500.01	CP-OFDM 64 QAM	189@0	67.631	69.64
78	30	70	633334	3500.01	CP-OFDM 256 QAM	189@0	67.448	69.76
78	30	80	633334	3500.01	DFT-s-OFDM PI/2 BPSK	216@0	77.186	79.73
78	30	80	633334	3500.01	DFT-s-OFDM QPSK	216@0	77.104	79.63
78	30	80	633334	3500.01	CP-OFDM QPSK	217@0	77.592	80.09
78	30	80	633334	3500.01	CP-OFDM 16 QAM	217@0	77.485	79.91
78	30	80	633334	3500.01	CP-OFDM 64 QAM	217@0	77.432	80.07
78	30	80	633334	3500.01	CP-OFDM 256 QAM	217@0	77.478	79.93
78	30	90	633334	3500.01	DFT-s-OFDM PI/2 BPSK	240@0	85.7	88.51
78	30	90	633334	3500.01	DFT-s-OFDM QPSK	240@0	85.664	88.45
78	30	90	633334	3500.01	CP-OFDM QPSK	245@0	87.517	90.29
78	30	90	633334	3500.01	CP-OFDM 16 QAM	245@0	87.356	90.26
78	30	90	633334	3500.01	CP-OFDM 64 QAM	245@0	87.381	90.42
78	30	90	633334	3500.01	CP-OFDM 256 QAM	245@0	87.606	90.34
78	30	100	633334	3500.01	DFT-s-OFDM PI/2 BPSK	270@0	96.338	99.62

78	30	100	633334	3500.01	DFT-s-OFDM QPSK	270@0	96.4	99.52
78	30	100	633334	3500.01	CP-OFDM QPSK	273@0	97.406	100.6
78	30	100	633334	3500.01	CP-OFDM 16 QAM	273@0	97.565	100.6
78	30	100	633334	3500.01	CP-OFDM 64 QAM	273@0	97.452	100.5
78	30	100	633334	3500.01	CP-OFDM 256 QAM	273@0	97.686	100.6

N78(20M)_DFT-s-OFDM_PI_2-BPSK_Outer_Full_Mid_CH

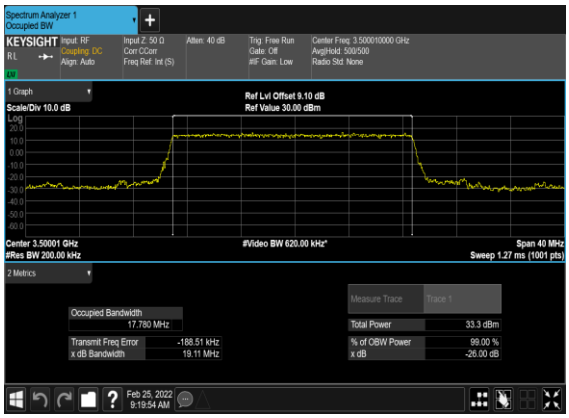

N78(20M)_DFT-s-OFDM_QPSK_Outer_Full_Mid_CH

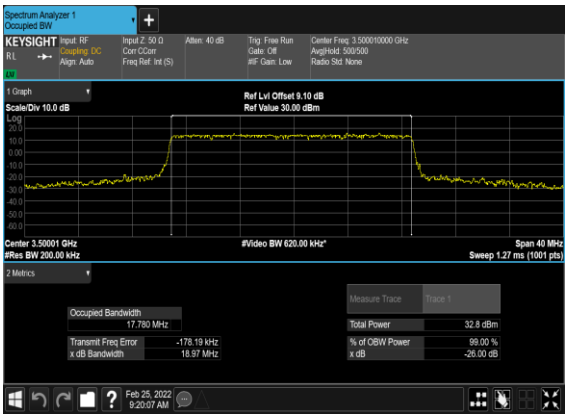

N78(20M)_CP-OFDM_QPSK_Outer_Full_Mid_CH

N78(20M)_CP-OFDM_16 QAM_Outer_Full_Mid_CH

N78(20M)_CP-OFDM_64 QAM_Outer_Full_Mid_CH

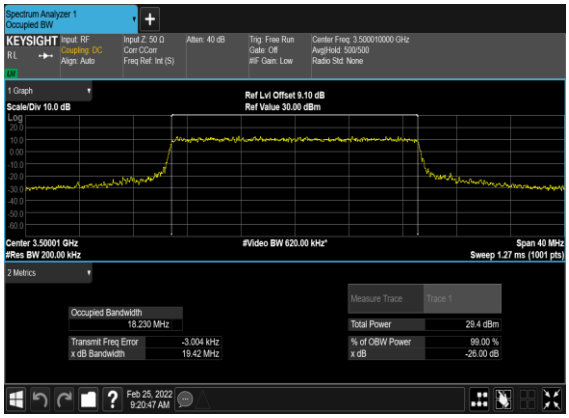

N78(20M)_CP-OFDM_256 QAM_Outer_Full_Mid_CH

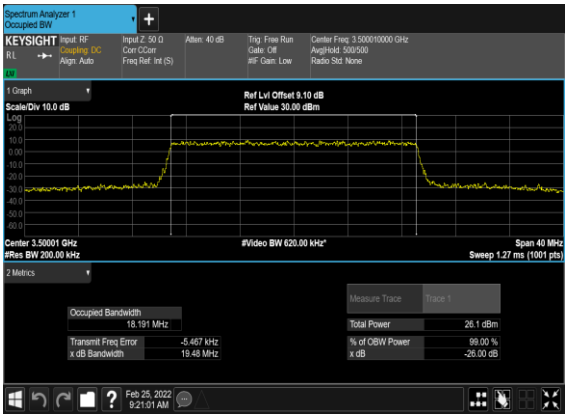

N78(30M)_DFT-s-OFDM_PI_2-BPSK_Outer_Full_Mid_CH

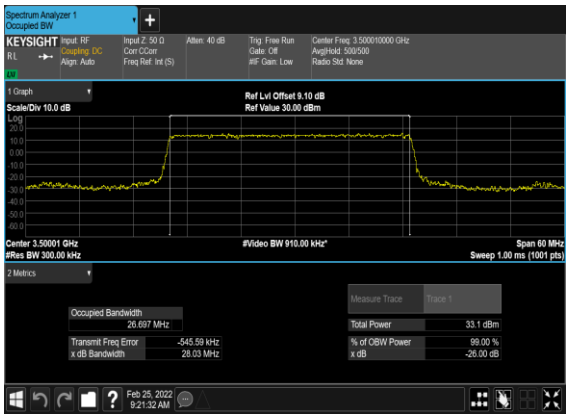

N78(30M)_DFT-s-OFDM_QPSK_Outer_Full_Mid_CH

N78(30M)_CP-OFDM_QPSK_Outer_Full_Mid_CH

N78(30M)_CP-OFDM_16 QAM_Outer_Full_Mid_CH

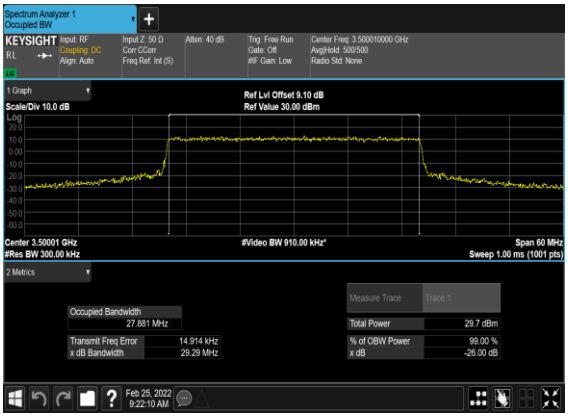

N78(30M)_CP-OFDM_64 QAM_Outer_Full_Mid_CH

N78(30M)_CP-OFDM_256 QAM_Outer_Full_Mid_CH

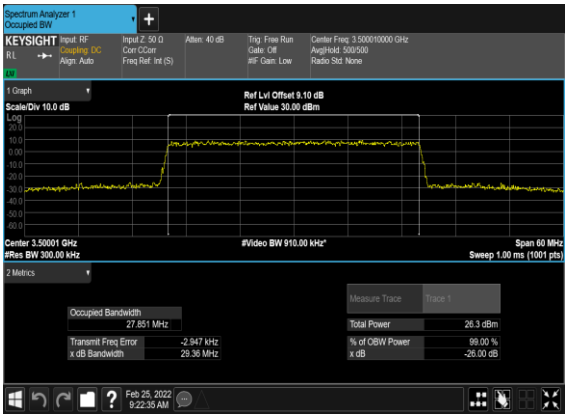

N78(40M)_DFT-s-OFDM_PI_2-BPSK_Outer_Full_Mid_CH

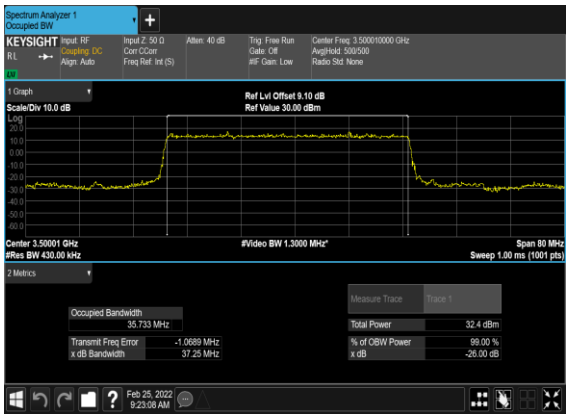

N78(40M)_DFT-s-OFDM_QPSK_Outer_Full_Mid_CH

N78(40M)_CP-OFDM_QPSK_Outer_Full_Mid_CH

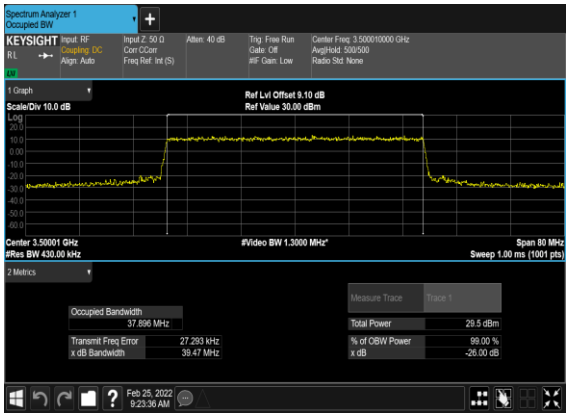

N78(40M)_CP-OFDM_16 QAM_Outer_Full_Mid_CH

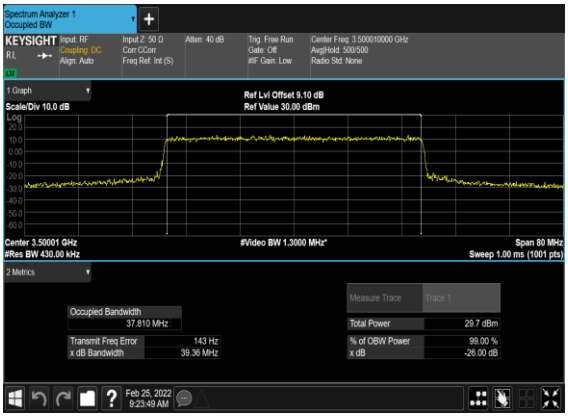

N78(40M)_CP-OFDM_64 QAM_Outer_Full_Mid_CH

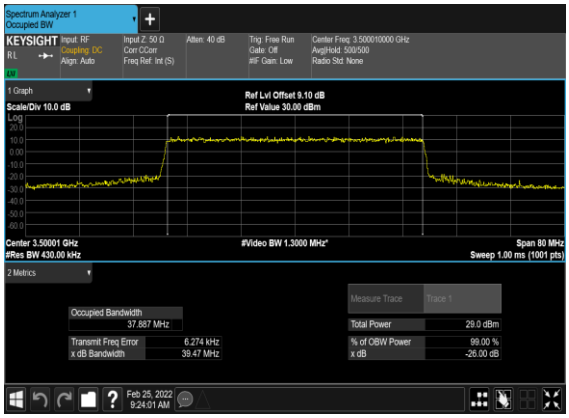

N78(40M)_CP-OFDM_256 QAM_Outer_Full_Mid_CH

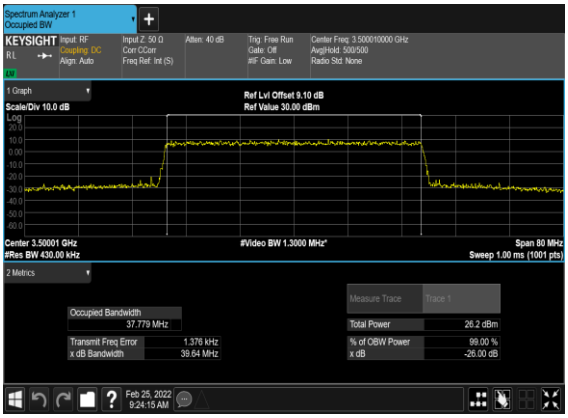

N78(50M)_DFT-s-OFDM_PI_2-BPSK_Outer_Full_Mid_CH

N78(50M)_DFT-s-OFDM_QPSK_Outer_Full_Mid_CH

N78(50M)_CP-OFDM_QPSK_Outer_Full_Mid_CH

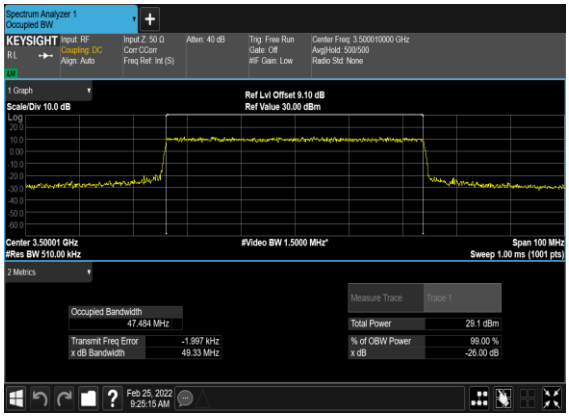

N78(50M)_CP-OFDM_16 QAM_Outer_Full_Mid_CH

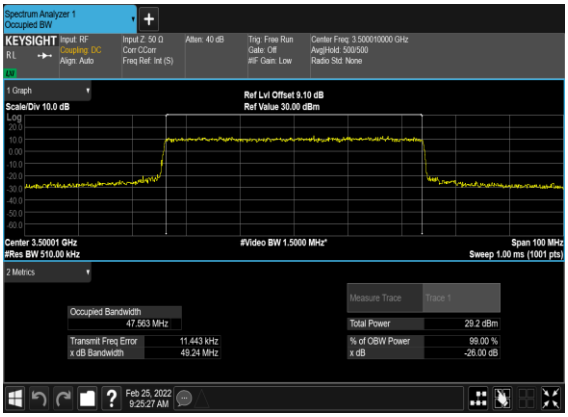

N78(50M)_CP-OFDM_64 QAM_Outer_Full_Mid_CH

N78(50M)_CP-OFDM_256 QAM_Outer_Full_Mid_CH

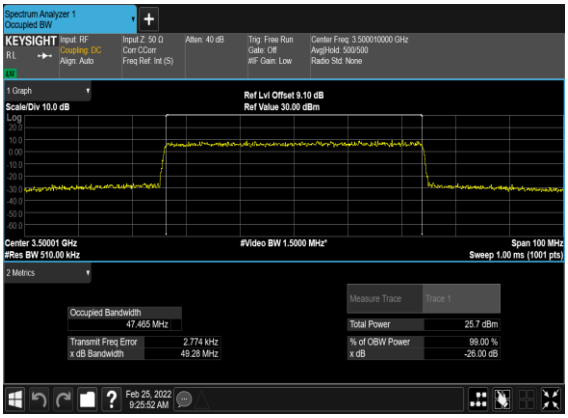

N78(60M)_DFT-s-OFDM_PI_2-BPSK_Outer_Full_Mid_CH

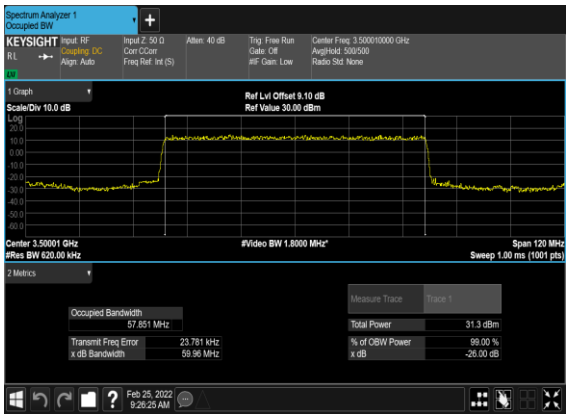

N78(60M)_DFT-s-OFDM_QPSK_Outer_Full_Mid_CH

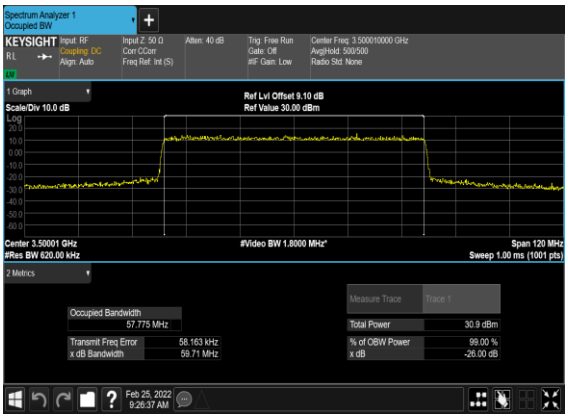

N78(60M)_CP-OFDM_QPSK_Outer_Full_Mid_CH

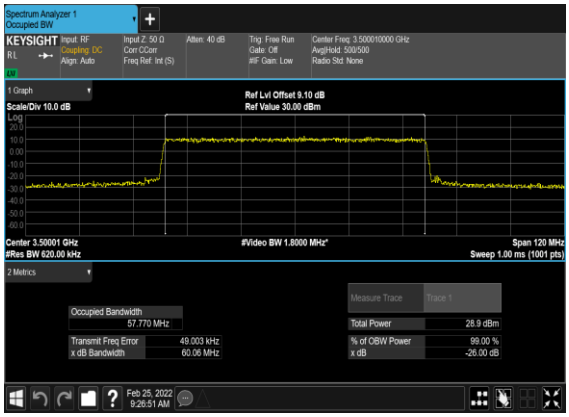

N78(60M)_CP-OFDM_16 QAM_Outer_Full_Mid_CH

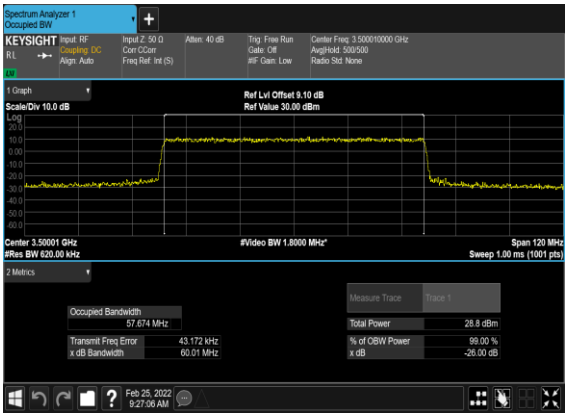

N78(60M)_CP-OFDM_64 QAM_Outer_Full_Mid_CH

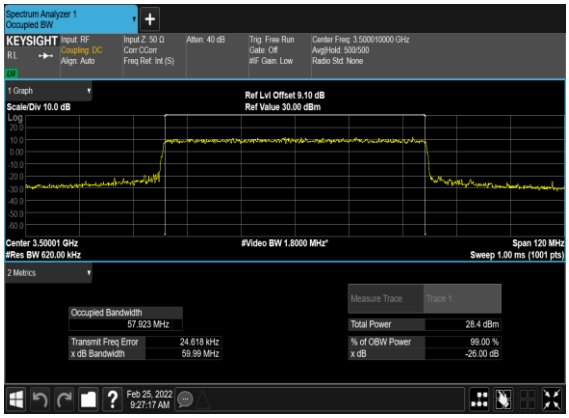

N78(60M)_CP-OFDM_256 QAM_Outer_Full_Mid_CH

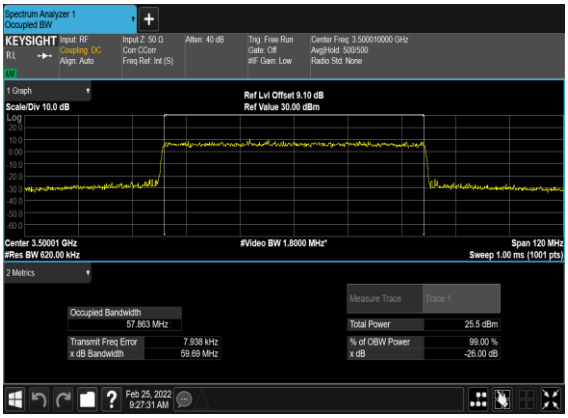

N78(70M)_DFT-s-OFDM_PI_2-BPSK_Outer_Full_Mid_CH

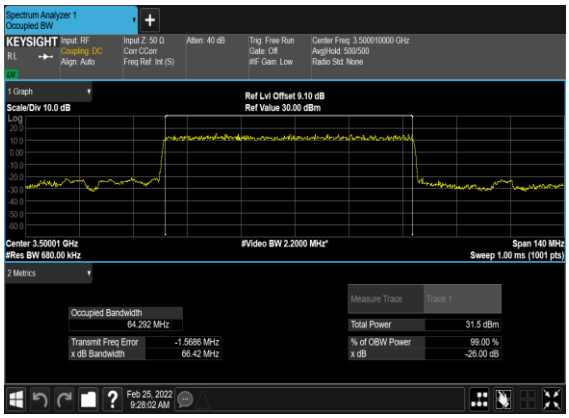

N78(70M)_DFT-s-OFDM_QPSK_Outer_Full_Mid_CH

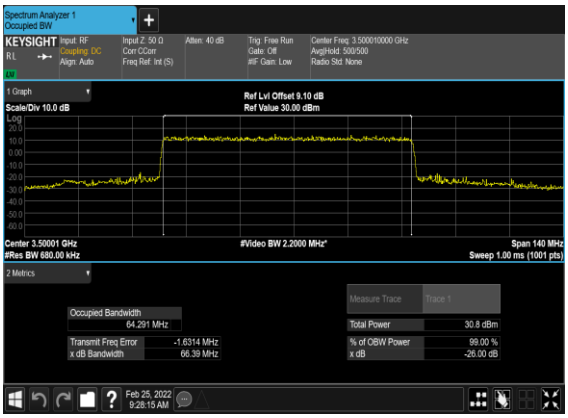

N78(70M)_CP-OFDM_QPSK_Outer_Full_Mid_CH

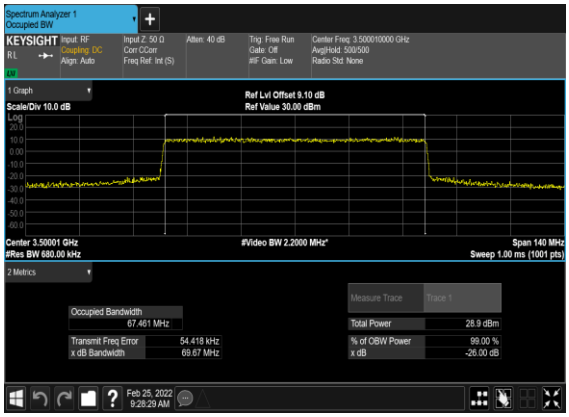

N78(70M)_CP-OFDM_16 QAM_Outer_Full_Mid_CH

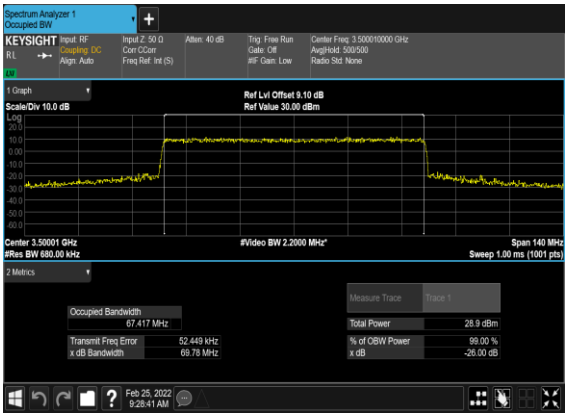

N78(70M)_CP-OFDM_64 QAM_Outer_Full_Mid_CH

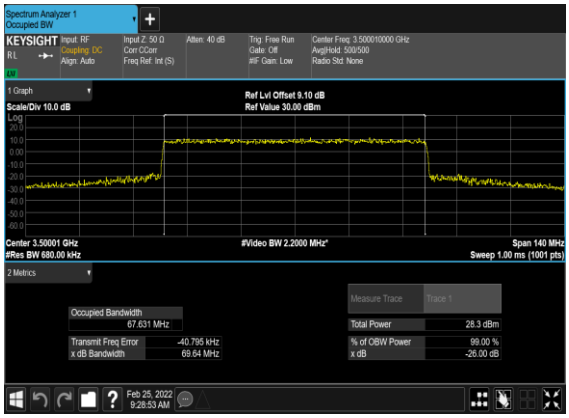

N78(70M)_CP-OFDM_256 QAM_Outer_Full_Mid_CH

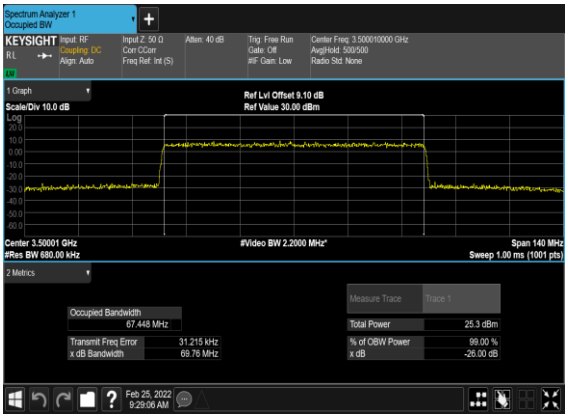

N78(80M)_DFT-s-OFDM_PI_2-BPSK_Outer_Full_Mid_CH

N78(80M)_DFT-s-OFDM_QPSK_Outer_Full_Mid_CH

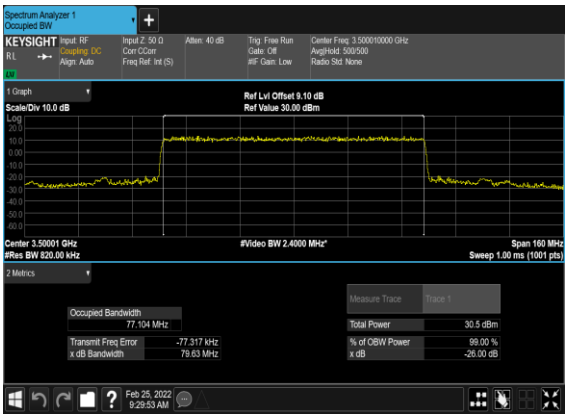

N78(80M)_CP-OFDM_QPSK_Outer_Full_Mid_CH

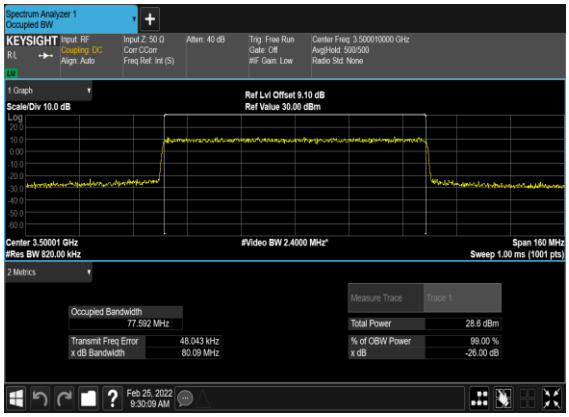

N78(80M)_CP-OFDM_16 QAM_Outer_Full_Mid_CH

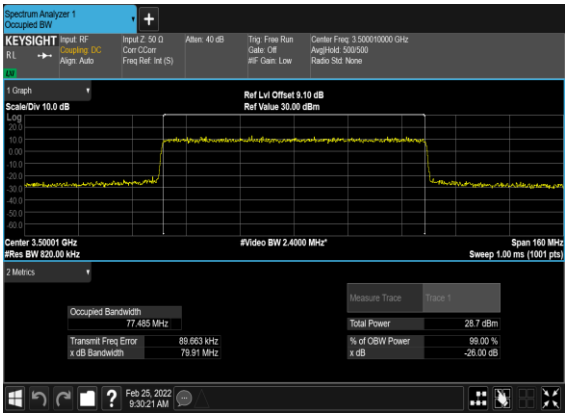

N78(80M)_CP-OFDM_64 QAM_Outer_Full_Mid_CH

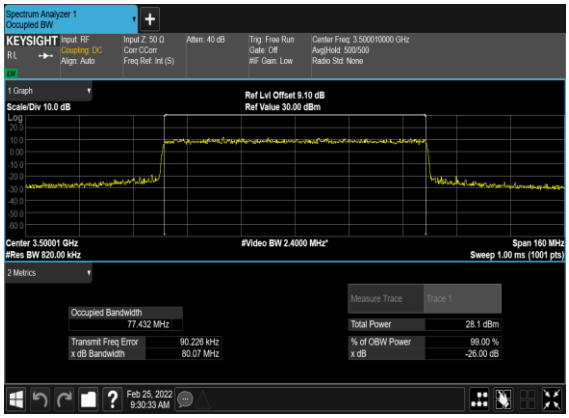

N78(80M)_CP-OFDM_256 QAM_Outer_Full_Mid_CH

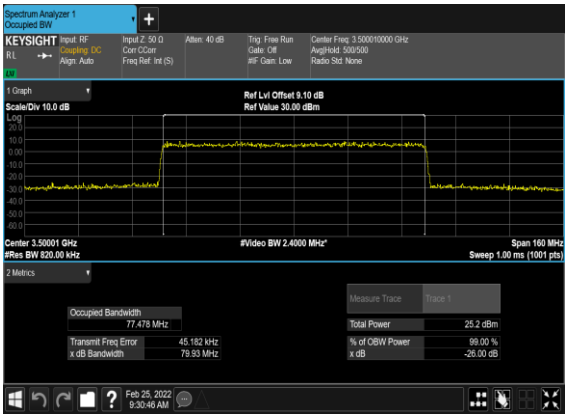

N78(90M)_DFT-s-OFDM_PI_2-BPSK_Outer_Full_Mid_CH

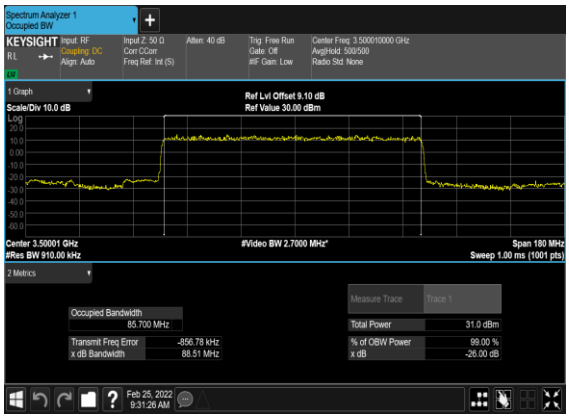

N78(90M)_DFT-s-OFDM_QPSK_Outer_Full_Mid_CH

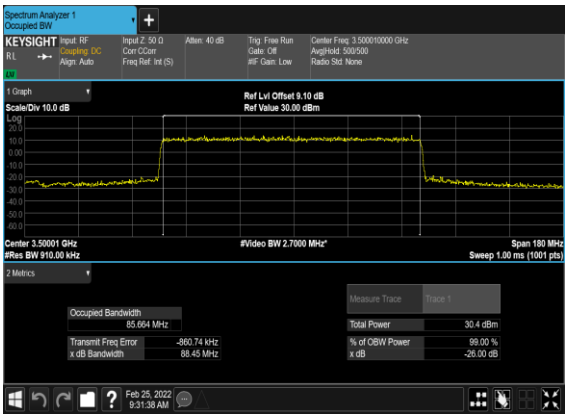

N78(90M)_CP-OFDM_QPSK_Outer_Full_Mid_CH

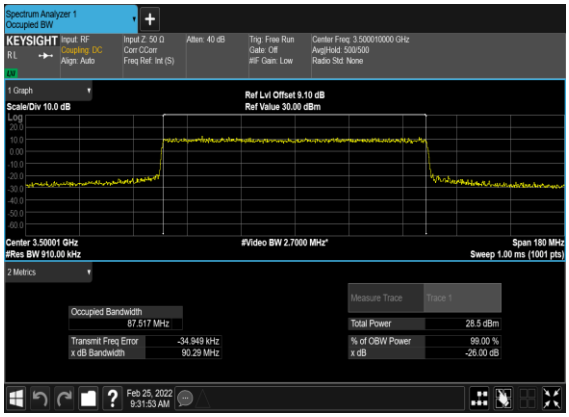

N78(90M)_CP-OFDM_16 QAM_Outer_Full_Mid_CH

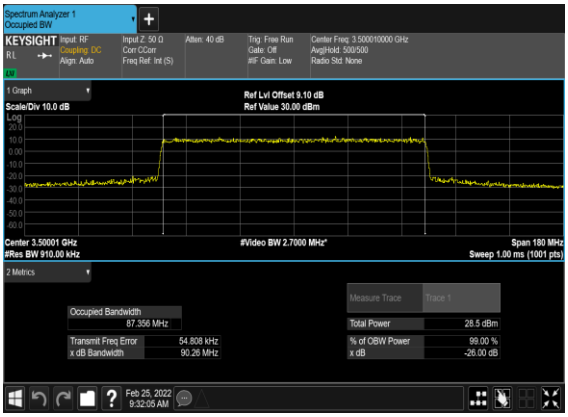

N78(90M)_CP-OFDM_64 QAM_Outer_Full_Mid_CH

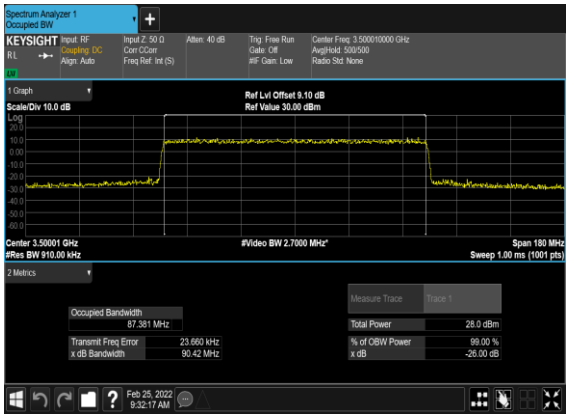

N78(90M)_CP-OFDM_256 QAM_Outer_Full_Mid_CH

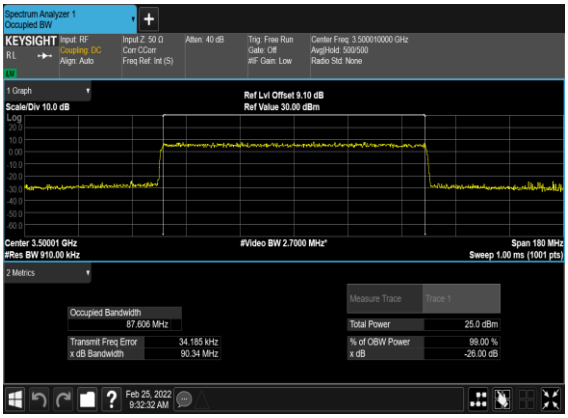

N78(100M)_DFT-s-OFDM_PI_2-BPSK_Outer_Full_Mid_CH

N78(100M)_DFT-s-OFDM_QPSK_Outer_Full_Mid_CH

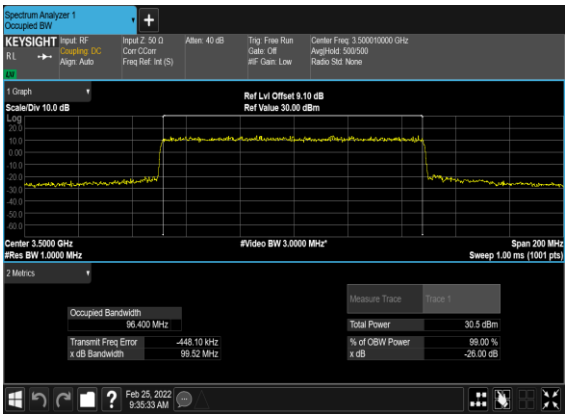

N78(100M)_CP-OFDM_QPSK_Outer_Full_Mid_CH

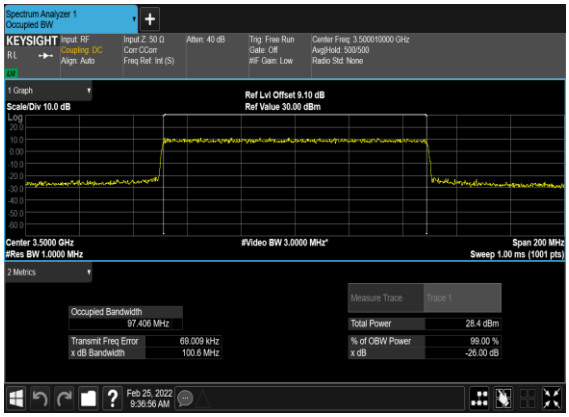

N78(100M)_CP-OFDM_16 QAM_Outer_Full_Mid_CH

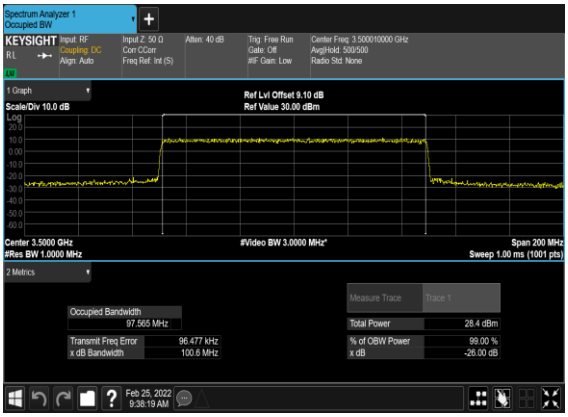

N78(100M)_CP-OFDM_64 QAM_Outer_Full_Mid_CH

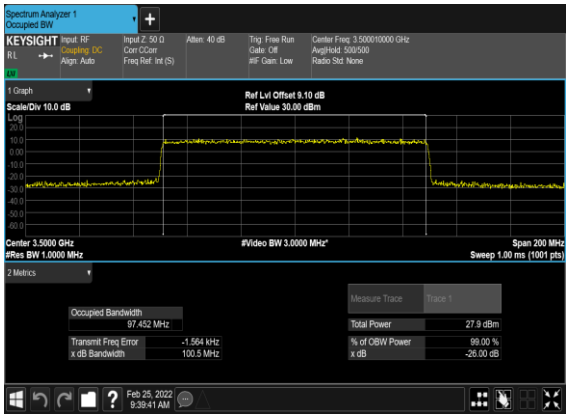

N78(100M)_CP-OFDM_256 QAM_Outer_Full_Mid_CH

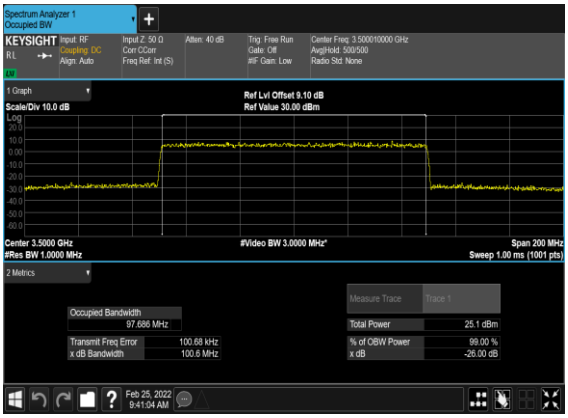

Conducted Spurious Emissions

NR Band	SCS (kHz)	Bandwidth (MHz)	Arfcn	Freq (MHz)	Modulation	RB	Result	Verdict
78	30	20	630668	3460.02	DFT-s-OFDM BPSK	1@0	see graph	---
78	30	20	630668	3460.02	DFT-s-OFDM BPSK	1@0	see graph	**PASS**
78	30	20	630668	3460.02	DFT-s-OFDM BPSK	1@0	see graph	**PASS**
78	30	20	630668	3460.02	DFT-s-OFDM QPSK	1@0	see graph	---
78	30	20	630668	3460.02	DFT-s-OFDM QPSK	1@0	see graph	**PASS**
78	30	20	630668	3460.02	DFT-s-OFDM QPSK	1@0	see graph	**PASS**
78	30	20	633334	3500.01	DFT-s-OFDM BPSK	1@0	see graph	---
78	30	20	633334	3500.01	DFT-s-OFDM BPSK	1@0	see graph	**PASS**
78	30	20	633334	3500.01	DFT-s-OFDM BPSK	1@0	see graph	**PASS**
78	30	20	633334	3500.01	DFT-s-OFDM QPSK	1@0	see graph	---
78	30	20	633334	3500.01	DFT-s-OFDM QPSK	1@0	see graph	**PASS**
78	30	20	633334	3500.01	DFT-s-OFDM QPSK	1@0	see graph	**PASS**
78	30	20	636000	3540.0	DFT-s-OFDM BPSK	1@0	see graph	---
78	30	20	636000	3540.0	DFT-s-OFDM BPSK	1@0	see graph	**PASS**
78	30	20	636000	3540.0	DFT-s-OFDM BPSK	1@0	see graph	**PASS**
78	30	20	636000	3540.0	DFT-s-OFDM QPSK	1@0	see graph	---
78	30	20	636000	3540.0	DFT-s-OFDM QPSK	1@0	see graph	**PASS**
78	30	20	636000	3540.0	DFT-s-OFDM QPSK	1@0	see graph	**PASS**
78	30	60	632000	3480.0	DFT-s-OFDM BPSK	1@0	see graph	---
78	30	60	632000	3480.0	DFT-s-OFDM BPSK	1@0	see graph	**PASS**
78	30	60	632000	3480.0	DFT-s-OFDM BPSK	1@0	see graph	**PASS**
78	30	60	632000	3480.0	DFT-s-OFDM QPSK	1@0	see graph	---

78	30	60	632000	3480.0	DFT-s-OFDM QPSK	1@0	see graph	**PASS**
78	30	60	632000	3480.0	DFT-s-OFDM QPSK	1@0	see graph	**PASS**
78	30	60	633334	3500.01	DFT-s-OFDM BPSK	1@0	see graph	---
78	30	60	633334	3500.01	DFT-s-OFDM BPSK	1@0	see graph	**PASS**
78	30	60	633334	3500.01	DFT-s-OFDM BPSK	1@0	see graph	**PASS**
78	30	60	633334	3500.01	DFT-s-OFDM QPSK	1@0	see graph	---
78	30	60	633334	3500.01	DFT-s-OFDM QPSK	1@0	see graph	**PASS**
78	30	60	633334	3500.01	DFT-s-OFDM QPSK	1@0	see graph	**PASS**
78	30	60	634666	3519.99	DFT-s-OFDM BPSK	1@0	see graph	---
78	30	60	634666	3519.99	DFT-s-OFDM BPSK	1@0	see graph	**PASS**
78	30	60	634666	3519.99	DFT-s-OFDM BPSK	1@0	see graph	**PASS**
78	30	60	634666	3519.99	DFT-s-OFDM QPSK	1@0	see graph	---
78	30	60	634666	3519.99	DFT-s-OFDM QPSK	1@0	see graph	**PASS**
78	30	60	634666	3519.99	DFT-s-OFDM QPSK	1@0	see graph	**PASS**
78	30	100	633334	3500.01	DFT-s-OFDM BPSK	1@0	see graph	---
78	30	100	633334	3500.01	DFT-s-OFDM BPSK	1@0	see graph	**PASS**
78	30	100	633334	3500.01	DFT-s-OFDM BPSK	1@0	see graph	**PASS**
78	30	100	633334	3500.01	DFT-s-OFDM QPSK	1@0	see graph	---
78	30	100	633334	3500.01	DFT-s-OFDM QPSK	1@0	see graph	**PASS**
78	30	100	633334	3500.01	DFT-s-OFDM QPSK	1@0	see graph	**PASS**

N78(20M)_DFT-s-OFDM_BPSK_Edge_1RB_Left_Low_CH

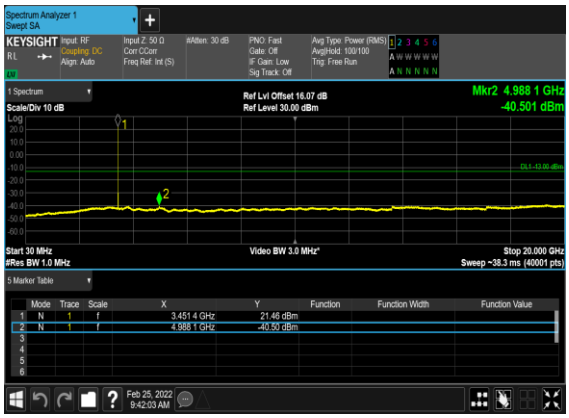

N78(20M)_DFT-s-OFDM_BPSK_Edge_1RB_Left_Low_CH

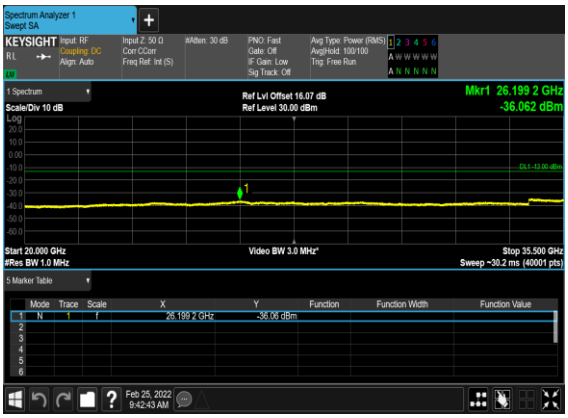

N78(20M)_DFT-s-OFDM_QPSK_Edge_1RB_Left_Low_CH

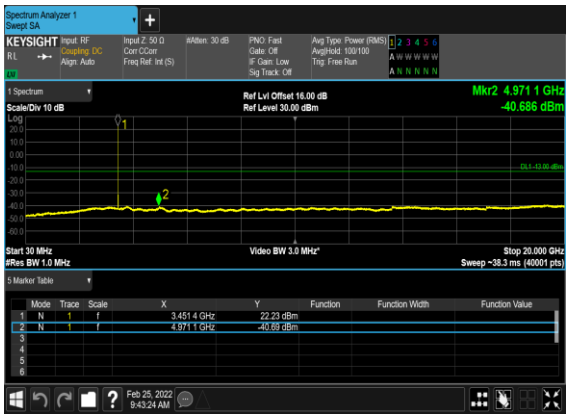

N78(20M)_DFT-s-OFDM_QPSK_Edge_1RB_Left_Low_CH

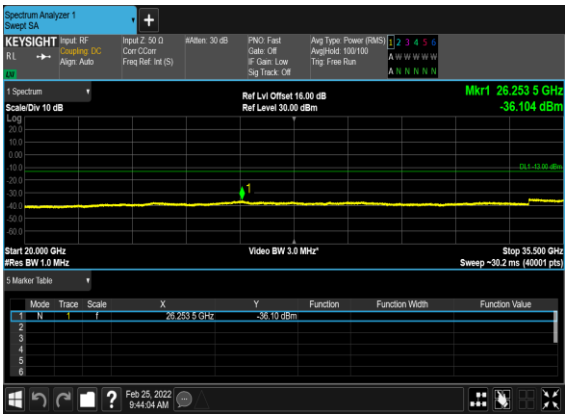

N78(20M)_DFT-s-OFDM_BPSK_Edge_1RB_Left_Mid_CH

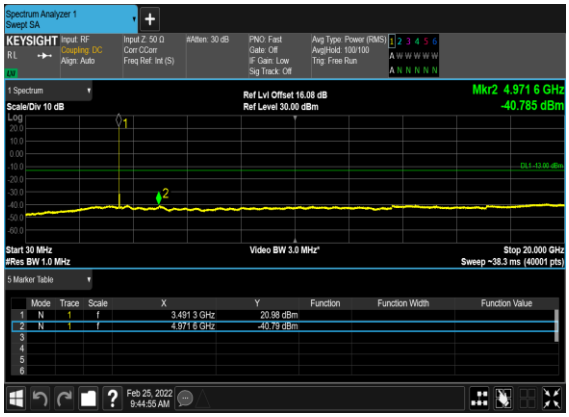

N78(20M)_DFT-s-OFDM_BPSK_Edge_1RB_Left_Mid_CH

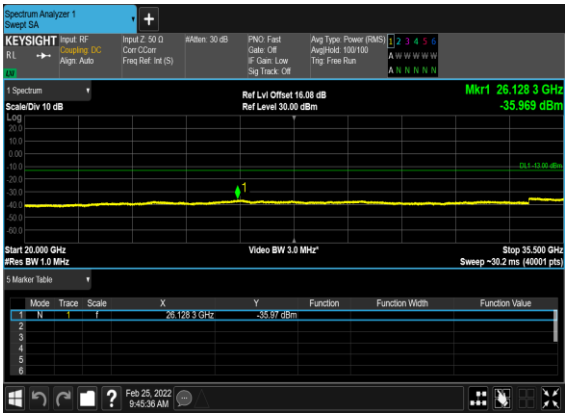

N78(20M)_DFT-s-OFDM_QPSK_Edge_1RB_Left_Mid_CH

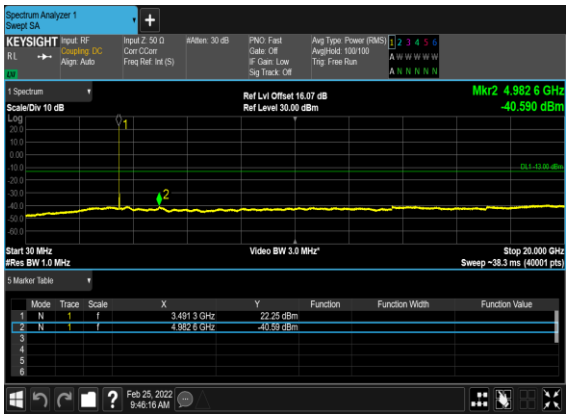

N78(20M)_DFT-s-OFDM_QPSK_Edge_1RB_Left_Mid_CH

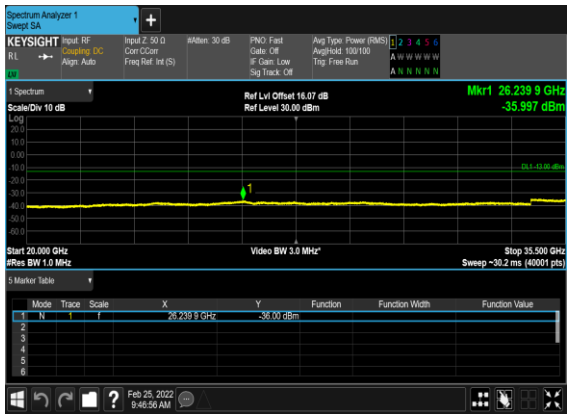

N78(20M)_DFT-s-OFDM_BPSK_Edge_1RB_Left_High_CH

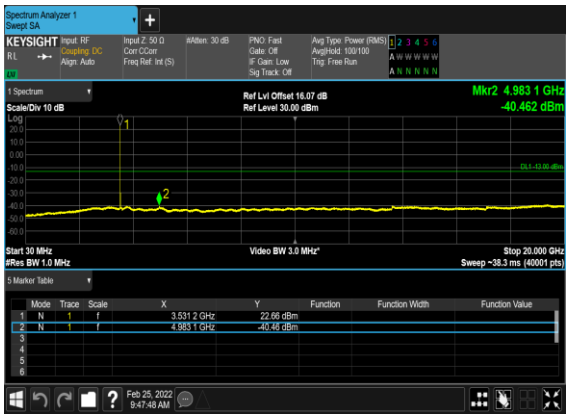

N78(20M)_DFT-s-OFDM_BPSK_Edge_1RB_Left_High_CH

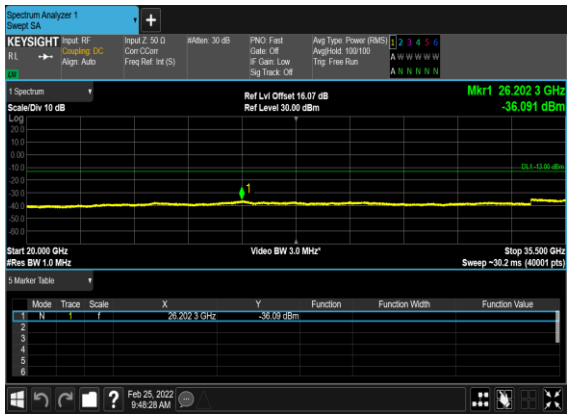

N78(20M)_DFT-s-OFDM_QPSK_Edge_1RB_Left_High_CH

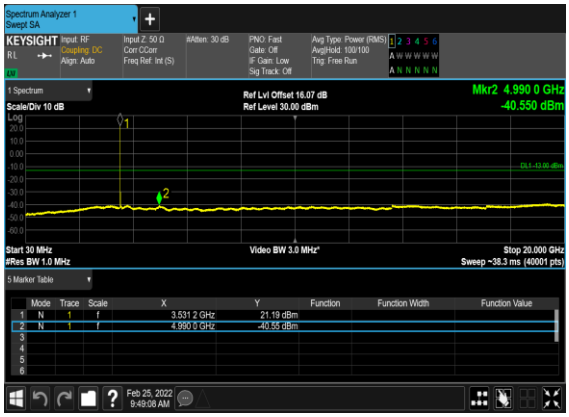
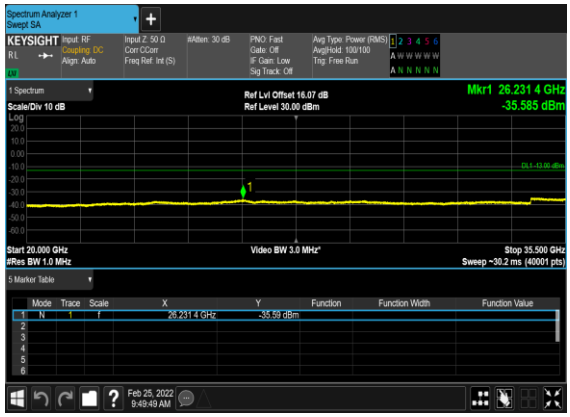
N78(20M)_DFT-s-OFDM_QPSK_Edge_1RB_Left_High_CH