Plot on Channel 6685 MHz

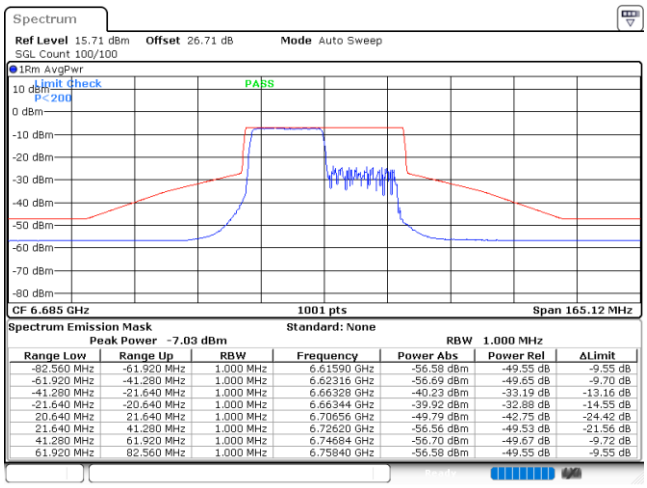

Spectrum Emission Mask Standard: None

Peak Power -7.03 dBm RBW 1.000 MHz

Range Low	Range Up	RBW	Frequency	Power Abs	Power Rel	ΔLimit
-82.560 MHz	-61.920 MHz	1.000 MHz	6.61590 GHz	-56.58 dBm	-49.55 dB	-9.55 dB
-61.920 MHz	-41.280 MHz	1.000 MHz	6.62316 GHz	-56.69 dBm	-49.65 dB	-9.70 dB
-41.280 MHz	-21.640 MHz	1.000 MHz	6.66328 GHz	-40.23 dBm	-33.19 dB	-13.16 dB
-21.640 MHz	-20.640 MHz	1.000 MHz	6.66344 GHz	-39.92 dBm	-32.88 dB	-14.55 dB
20.640 MHz	21.640 MHz	1.000 MHz	6.70656 GHz	-49.79 dBm	-42.75 dB	-24.42 dB
21.640 MHz	41.280 MHz	1.000 MHz	6.72620 GHz	-56.56 dBm	-49.53 dB	-21.56 dB
41.280 MHz	61.920 MHz	1.000 MHz	6.74684 GHz	-56.70 dBm	-49.67 dB	-9.72 dB
61.920 MHz	82.560 MHz	1.000 MHz	6.75840 GHz	-56.58 dBm	-49.55 dB	-9.55 dB

Date: 15.JAN.2024 15:40:45

Plot on Channel 6925 MHz

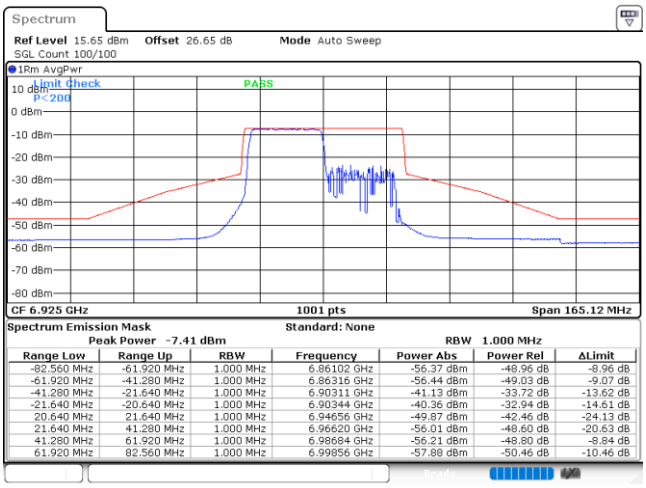

Spectrum Emission Mask Standard: None

Peak Power -7.41 dBm RBW 1.000 MHz

Range Low	Range Up	RBW	Frequency	Power Abs	Power Rel	ΔLimit
-82.560 MHz	-61.920 MHz	1.000 MHz	6.86102 GHz	-56.37 dBm	-48.96 dB	-8.96 dB
-61.920 MHz	-41.280 MHz	1.000 MHz	6.86316 GHz	-56.44 dBm	-49.03 dB	-9.07 dB
-41.280 MHz	-21.640 MHz	1.000 MHz	6.90311 GHz	-41.13 dBm	-33.72 dB	-13.62 dB
-21.640 MHz	-20.640 MHz	1.000 MHz	6.90344 GHz	-40.36 dBm	-32.94 dB	-14.61 dB
20.640 MHz	21.640 MHz	1.000 MHz	6.94656 GHz	-49.87 dBm	-42.46 dB	-24.13 dB
21.640 MHz	41.280 MHz	1.000 MHz	6.96620 GHz	-56.01 dBm	-48.60 dB	-20.63 dB
41.280 MHz	61.920 MHz	1.000 MHz	6.98684 GHz	-56.21 dBm	-48.80 dB	-8.84 dB
61.920 MHz	82.560 MHz	1.000 MHz	6.99856 GHz	-57.88 dBm	-50.46 dB	-10.46 dB

Date: 15.JAN.2024 15:43:47

EUT Mode	802.11ax HE40 242RU62

Plot on Channel 6405 MHz

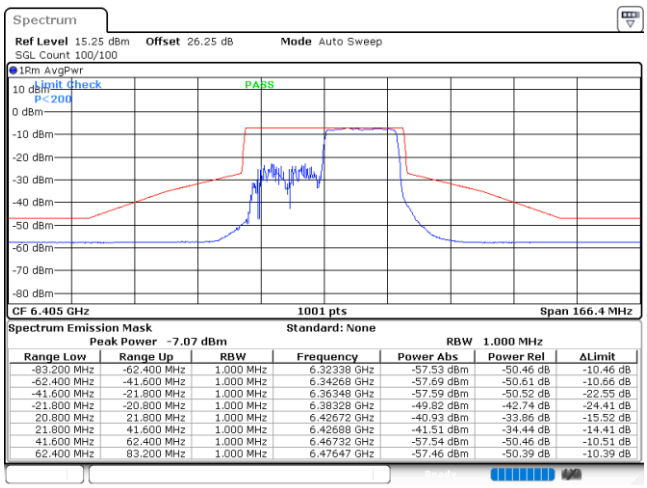

Spectrum Emission Mask Standard: None
Peak Power -7.07 dBm RBW 1.000 MHz

Range Low	Range Up	RBW	Frequency	Power Abs	Power Rel	ΔLimit
-83.200 MHz	-62.400 MHz	1.000 MHz	6.32338 GHz	-57.53 dBm	-50.46 dB	-10.46 dB
-62.400 MHz	-41.600 MHz	1.000 MHz	6.34268 GHz	-57.69 dBm	-50.61 dB	-10.66 dB
-41.600 MHz	-21.800 MHz	1.000 MHz	6.36348 GHz	-57.59 dBm	-50.52 dB	-22.55 dB
-21.800 MHz	-20.800 MHz	1.000 MHz	6.38328 GHz	-49.82 dBm	-42.74 dB	-24.41 dB
20.800 MHz	21.800 MHz	1.000 MHz	6.42672 GHz	-40.93 dBm	-33.86 dB	-15.52 dB
21.800 MHz	41.600 MHz	1.000 MHz	6.42688 GHz	-41.51 dBm	-34.44 dB	-14.41 dB
41.600 MHz	62.400 MHz	1.000 MHz	6.46732 GHz	-57.54 dBm	-50.46 dB	-10.51 dB
62.400 MHz	83.200 MHz	1.000 MHz	6.47647 GHz	-57.46 dBm	-50.39 dB	-10.39 dB

Date: 15.JAN.2024 15:45:46

Plot on Channel 6485 MHz

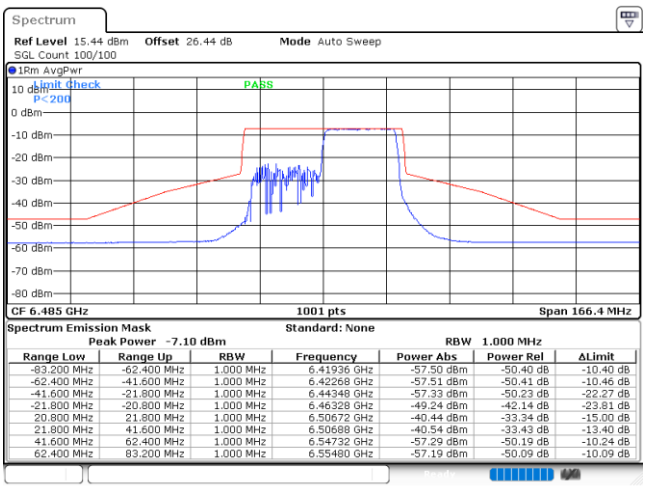

Spectrum Emission Mask Standard: None
Peak Power -7.10 dBm RBW 1.000 MHz

Range Low	Range Up	RBW	Frequency	Power Abs	Power Rel	ΔLimit
-83.200 MHz	-62.400 MHz	1.000 MHz	6.41936 GHz	-57.50 dBm	-50.40 dB	-10.40 dB
-62.400 MHz	-41.600 MHz	1.000 MHz	6.42268 GHz	-57.51 dBm	-50.41 dB	-10.46 dB
-41.600 MHz	-21.800 MHz	1.000 MHz	6.44348 GHz	-57.33 dBm	-50.23 dB	-22.27 dB
-21.800 MHz	-20.800 MHz	1.000 MHz	6.46328 GHz	-49.24 dBm	-42.14 dB	-23.81 dB
20.800 MHz	21.800 MHz	1.000 MHz	6.50672 GHz	-40.44 dBm	-33.34 dB	-15.00 dB
21.800 MHz	41.600 MHz	1.000 MHz	6.50688 GHz	-40.54 dBm	-33.43 dB	-13.40 dB
41.600 MHz	62.400 MHz	1.000 MHz	6.54732 GHz	-57.29 dBm	-50.19 dB	-10.24 dB
62.400 MHz	83.200 MHz	1.000 MHz	6.55480 GHz	-57.19 dBm	-50.09 dB	-10.09 dB

Date: 15.JAN.2024 15:46:43

Plot on Channel 6525 MHz

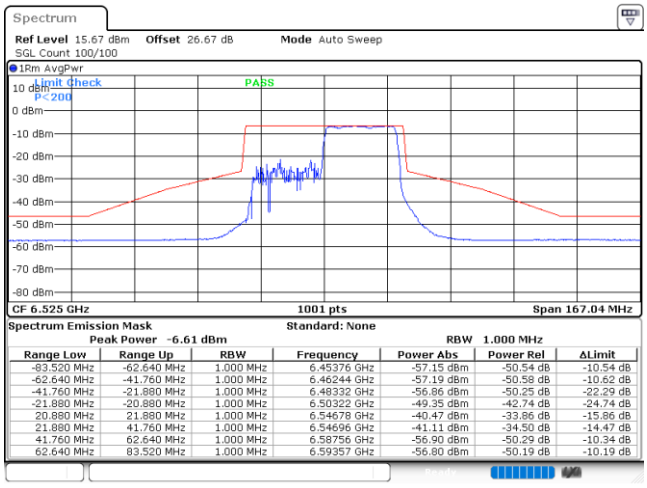

Spectrum Emission Mask Standard: None
Peak Power -6.61 dBm RBW 1.000 MHz

Range Low	Range Up	RBW	Frequency	Power Abs	Power Rel	ΔLimit
-83.520 MHz	-62.640 MHz	1.000 MHz	6.45376 GHz	-57.15 dBm	-50.54 dB	-10.54 dB
-62.640 MHz	-41.760 MHz	1.000 MHz	6.46244 GHz	-57.19 dBm	-50.58 dB	-10.62 dB
-41.760 MHz	-21.880 MHz	1.000 MHz	6.48332 GHz	-56.86 dBm	-50.25 dB	-22.29 dB
-21.880 MHz	-20.880 MHz	1.000 MHz	6.50322 GHz	-49.35 dBm	-42.74 dB	-24.74 dB
20.880 MHz	21.880 MHz	1.000 MHz	6.54678 GHz	-40.47 dBm	-33.86 dB	-15.86 dB
21.880 MHz	41.760 MHz	1.000 MHz	6.54696 GHz	-41.11 dBm	-34.50 dB	-14.47 dB
41.760 MHz	62.640 MHz	1.000 MHz	6.58756 GHz	-56.90 dBm	-50.29 dB	-10.34 dB
62.640 MHz	83.520 MHz	1.000 MHz	6.59357 GHz	-56.80 dBm	-50.19 dB	-10.19 dB

Date: 15.JAN.2024 15:48:54

Plot on Channel 6885 MHz

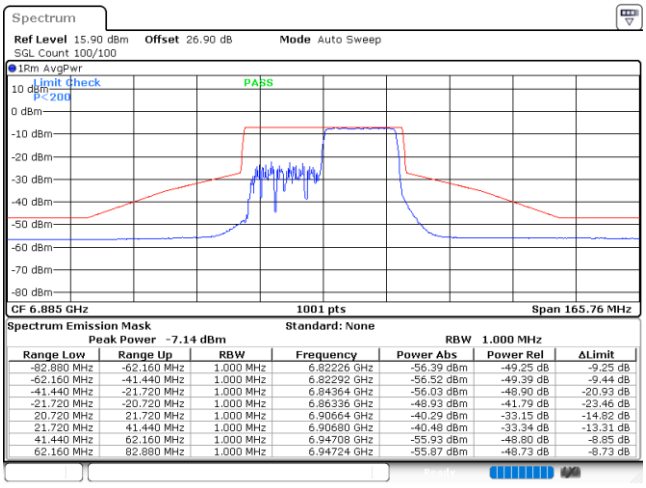

Spectrum Emission Mask Standard: None
Peak Power -7.14 dBm RBW 1.000 MHz

Range Low	Range Up	RBW	Frequency	Power Abs	Power Rel	ΔLimit
-82.880 MHz	-62.160 MHz	1.000 MHz	6.82226 GHz	-56.39 dBm	-49.25 dB	-9.25 dB
-62.160 MHz	-41.440 MHz	1.000 MHz	6.82292 GHz	-56.52 dBm	-49.39 dB	-9.44 dB
-41.440 MHz	-21.720 MHz	1.000 MHz	6.84364 GHz	-56.03 dBm	-48.90 dB	-20.93 dB
-21.720 MHz	-20.720 MHz	1.000 MHz	6.86336 GHz	-48.93 dBm	-41.79 dB	-23.46 dB
20.720 MHz	21.720 MHz	1.000 MHz	6.90664 GHz	-40.29 dBm	-33.15 dB	-14.82 dB
21.720 MHz	41.440 MHz	1.000 MHz	6.90680 GHz	-40.48 dBm	-33.34 dB	-13.31 dB
41.440 MHz	62.160 MHz	1.000 MHz	6.94708 GHz	-55.93 dBm	-48.80 dB	-8.85 dB
62.160 MHz	82.880 MHz	1.000 MHz	6.94724 GHz	-55.87 dBm	-48.73 dB	-8.73 dB

Date: 15.JAN.2024 15:49:53

Plot on Channel 7005 MHz

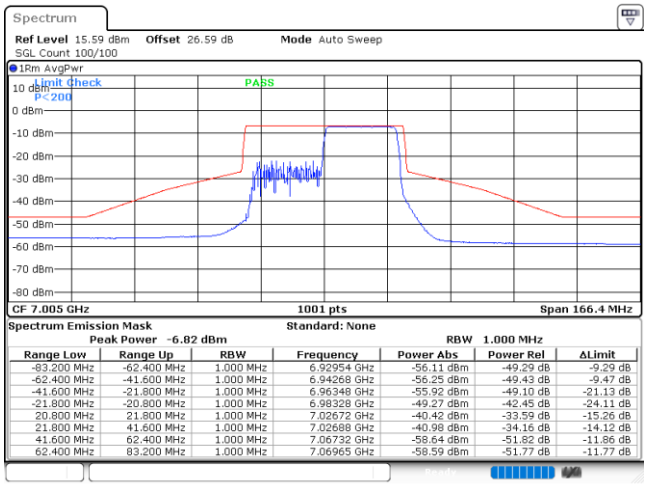

Spectrum Emission Mask Standard: None

Peak Power -6.82 dBm RBW 1.000 MHz

Range Low	Range Up	RBW	Frequency	Power Abs	Power Rel	ΔLimit
-83.200 MHz	-62.400 MHz	1.000 MHz	6.92954 GHz	-56.11 dBm	-49.29 dB	-9.29 dB
-62.400 MHz	-41.600 MHz	1.000 MHz	6.94268 GHz	-56.25 dBm	-49.43 dB	-9.47 dB
-41.600 MHz	-21.800 MHz	1.000 MHz	6.96348 GHz	-55.92 dBm	-49.10 dB	-21.13 dB
-21.800 MHz	-20.800 MHz	1.000 MHz	6.98328 GHz	-49.27 dBm	-42.45 dB	-24.11 dB
20.800 MHz	21.800 MHz	1.000 MHz	7.02672 GHz	-40.42 dBm	-33.59 dB	-15.26 dB
21.800 MHz	41.600 MHz	1.000 MHz	7.02688 GHz	-40.98 dBm	-34.16 dB	-14.12 dB
41.600 MHz	62.400 MHz	1.000 MHz	7.06732 GHz	-58.64 dBm	-51.82 dB	-11.86 dB
62.400 MHz	83.200 MHz	1.000 MHz	7.06965 GHz	-58.59 dBm	-51.77 dB	-11.77 dB

Date: 15.JAN.2024 16:05:41

Plot on Channel 7085 MHz

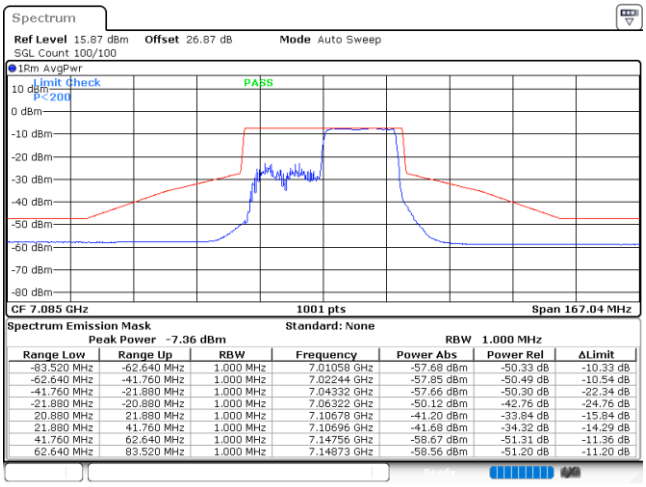

Spectrum Emission Mask Standard: None

Peak Power -7.36 dBm RBW 1.000 MHz

Range Low	Range Up	RBW	Frequency	Power Abs	Power Rel	ΔLimit
-83.520 MHz	-62.640 MHz	1.000 MHz	7.01058 GHz	-57.68 dBm	-50.33 dB	-10.33 dB
-62.640 MHz	-41.760 MHz	1.000 MHz	7.02244 GHz	-57.85 dBm	-50.49 dB	-10.54 dB
-41.760 MHz	-21.880 MHz	1.000 MHz	7.04332 GHz	-57.66 dBm	-50.30 dB	-22.34 dB
-21.880 MHz	-20.880 MHz	1.000 MHz	7.06322 GHz	-50.12 dBm	-42.76 dB	-24.76 dB
20.880 MHz	21.880 MHz	1.000 MHz	7.10678 GHz	-41.20 dBm	-33.84 dB	-15.84 dB
21.880 MHz	41.760 MHz	1.000 MHz	7.10696 GHz	-41.68 dBm	-34.32 dB	-14.29 dB
41.760 MHz	62.640 MHz	1.000 MHz	7.14756 GHz	-58.67 dBm	-51.31 dB	-11.36 dB
62.640 MHz	83.520 MHz	1.000 MHz	7.14873 GHz	-58.56 dBm	-51.20 dB	-11.20 dB

Date: 15.JAN.2024 16:10:39

EUT Mode	802.11ax HE80 Full RU

Plot on Channel 5985 MHz

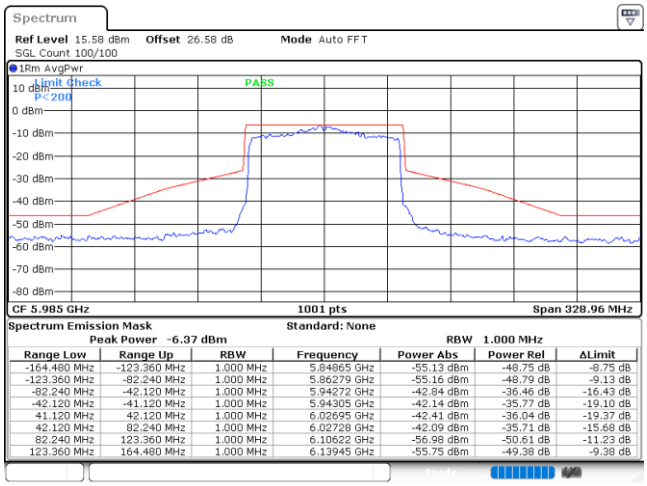

Spectrum Emission Mask Standard: None
Peak Power -6.37 dBm RBW 1.000 MHz

Range Low	Range Up	RBW	Frequency	Power Abs	Power Rel	ΔLimit
-164.480 MHz	-123.360 MHz	1.000 MHz	5.84865 GHz	-55.13 dBm	-48.75 dB	-8.75 dB
-123.360 MHz	-82.240 MHz	1.000 MHz	5.86279 GHz	-55.16 dBm	-48.79 dB	-9.13 dB
-82.240 MHz	-42.120 MHz	1.000 MHz	5.94272 GHz	-42.84 dBm	-36.46 dB	-16.43 dB
-42.120 MHz	-41.120 MHz	1.000 MHz	5.94305 GHz	-42.14 dBm	-35.77 dB	-19.10 dB
41.120 MHz	42.120 MHz	1.000 MHz	6.02695 GHz	-42.41 dBm	-36.04 dB	-19.37 dB
42.120 MHz	82.240 MHz	1.000 MHz	6.02728 GHz	-42.09 dBm	-35.71 dB	-15.68 dB
82.240 MHz	123.360 MHz	1.000 MHz	6.10622 GHz	-56.98 dBm	-50.61 dB	-11.23 dB
123.360 MHz	164.480 MHz	1.000 MHz	6.13945 GHz	-55.75 dBm	-49.38 dB	-9.38 dB

Date: 13.JAN.2024 14:26:54

Plot on Channel 6225 MHz

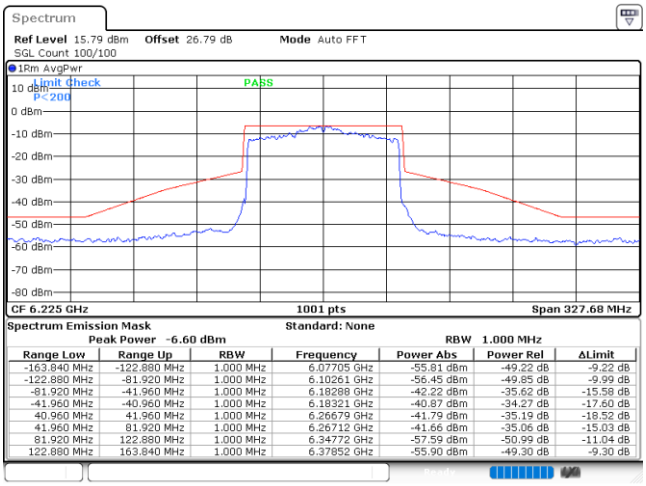

Spectrum Emission Mask Standard: None
Peak Power -6.60 dBm RBW 1.000 MHz

Range Low	Range Up	RBW	Frequency	Power Abs	Power Rel	ΔLimit
-163.840 MHz	-122.880 MHz	1.000 MHz	6.07705 GHz	-55.81 dBm	-49.22 dB	-9.22 dB
-122.880 MHz	-81.920 MHz	1.000 MHz	6.10261 GHz	-56.45 dBm	-49.85 dB	-9.99 dB
-81.920 MHz	-41.960 MHz	1.000 MHz	6.18288 GHz	-42.22 dBm	-35.62 dB	-15.58 dB
-41.960 MHz	-40.960 MHz	1.000 MHz	6.18321 GHz	-40.87 dBm	-34.27 dB	-17.60 dB
40.960 MHz	41.960 MHz	1.000 MHz	6.26679 GHz	-41.79 dBm	-35.19 dB	-18.52 dB
41.960 MHz	81.920 MHz	1.000 MHz	6.26712 GHz	-41.66 dBm	-35.06 dB	-15.03 dB
81.920 MHz	122.880 MHz	1.000 MHz	6.34772 GHz	-57.59 dBm	-50.99 dB	-11.04 dB
122.880 MHz	163.840 MHz	1.000 MHz	6.37852 GHz	-55.90 dBm	-49.30 dB	-9.30 dB

Date: 13.JAN.2024 14:33:40

Plot on Channel 6385 MHz

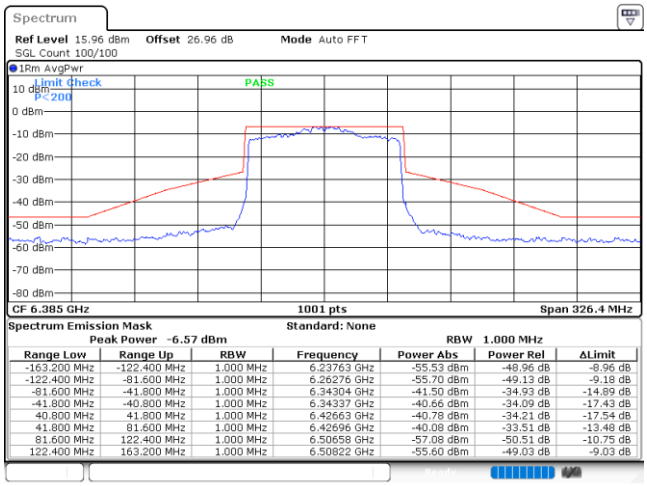

Spectrum Emission Mask Standard: None
Peak Power -6.57 dBm RBW 1.000 MHz

Range Low	Range Up	RBW	Frequency	Power Abs	Power Rel	ΔLimit
-163.200 MHz	-122.400 MHz	1.000 MHz	6.23763 GHz	-55.53 dBm	-48.96 dB	-8.96 dB
-122.400 MHz	-81.600 MHz	1.000 MHz	6.26276 GHz	-55.70 dBm	-49.13 dB	-9.18 dB
-81.600 MHz	-41.800 MHz	1.000 MHz	6.34304 GHz	-41.50 dBm	-34.93 dB	-14.89 dB
-41.800 MHz	-40.800 MHz	1.000 MHz	6.34337 GHz	-40.66 dBm	-34.09 dB	-17.43 dB
40.800 MHz	41.800 MHz	1.000 MHz	6.42663 GHz	-40.78 dBm	-34.21 dB	-17.54 dB
41.800 MHz	81.600 MHz	1.000 MHz	6.42696 GHz	-40.08 dBm	-33.51 dB	-13.48 dB
81.600 MHz	122.400 MHz	1.000 MHz	6.50658 GHz	-57.08 dBm	-50.51 dB	-10.75 dB
122.400 MHz	163.200 MHz	1.000 MHz	6.50822 GHz	-55.60 dBm	-49.03 dB	-9.03 dB

Date: 13.JAN.2024 14:37:10

Plot on Channel 6465 MHz

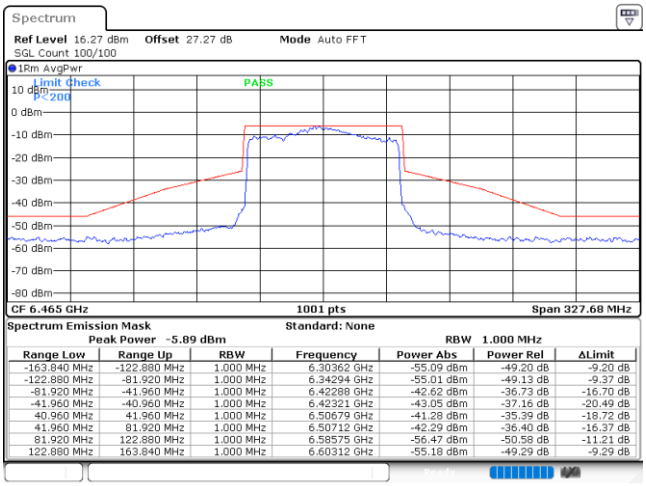

Spectrum Emission Mask Standard: None
Peak Power -5.89 dBm RBW 1.000 MHz

Range Low	Range Up	RBW	Frequency	Power Abs	Power Rel	ΔLimit
-163.840 MHz	-122.880 MHz	1.000 MHz	6.30362 GHz	-55.09 dBm	-49.20 dB	-9.20 dB
-122.880 MHz	-81.920 MHz	1.000 MHz	6.34294 GHz	-55.01 dBm	-49.13 dB	-9.37 dB
-81.920 MHz	-41.960 MHz	1.000 MHz	6.42288 GHz	-42.62 dBm	-36.73 dB	-16.70 dB
-41.960 MHz	-40.960 MHz	1.000 MHz	6.42321 GHz	-43.05 dBm	-37.16 dB	-20.49 dB
40.960 MHz	41.960 MHz	1.000 MHz	6.50679 GHz	-41.28 dBm	-35.39 dB	-18.72 dB
41.960 MHz	81.920 MHz	1.000 MHz	6.50712 GHz	-42.29 dBm	-36.40 dB	-16.37 dB
81.920 MHz	122.880 MHz	1.000 MHz	6.58575 GHz	-56.47 dBm	-50.58 dB	-11.21 dB
122.880 MHz	163.840 MHz	1.000 MHz	6.60312 GHz	-55.18 dBm	-49.29 dB	-9.29 dB

Date: 13.JAN.2024 14:39:24

Plot on Channel 6625 MHz

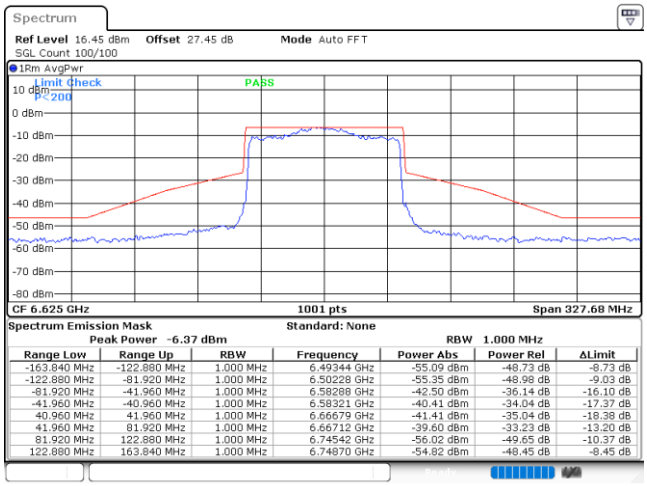

Spectrum Emission Mask Standard: None
Peak Power -6.37 dBm RBW 1.000 MHz

Range Low	Range Up	RBW	Frequency	Power Abs	Power Rel	ΔLimit
-163.840 MHz	-122.880 MHz	1.000 MHz	6.49344 GHz	-55.09 dBm	-48.73 dB	-8.73 dB
-122.880 MHz	-81.920 MHz	1.000 MHz	6.50228 GHz	-55.35 dBm	-48.98 dB	-9.03 dB
-81.920 MHz	-41.960 MHz	1.000 MHz	6.58288 GHz	-42.50 dBm	-36.14 dB	-16.10 dB
-41.960 MHz	-40.960 MHz	1.000 MHz	6.58321 GHz	-40.41 dBm	-34.04 dB	-17.37 dB
40.960 MHz	41.960 MHz	1.000 MHz	6.66679 GHz	-41.41 dBm	-35.04 dB	-18.38 dB
41.960 MHz	81.920 MHz	1.000 MHz	6.66712 GHz	-39.60 dBm	-33.23 dB	-13.20 dB
81.920 MHz	122.880 MHz	1.000 MHz	6.74542 GHz	-56.02 dBm	-49.65 dB	-10.37 dB
122.880 MHz	163.840 MHz	1.000 MHz	6.74870 GHz	-54.82 dBm	-48.45 dB	-8.45 dB

Date: 13.JAN.2024 14:41:59

Plot on Channel 6705 MHz

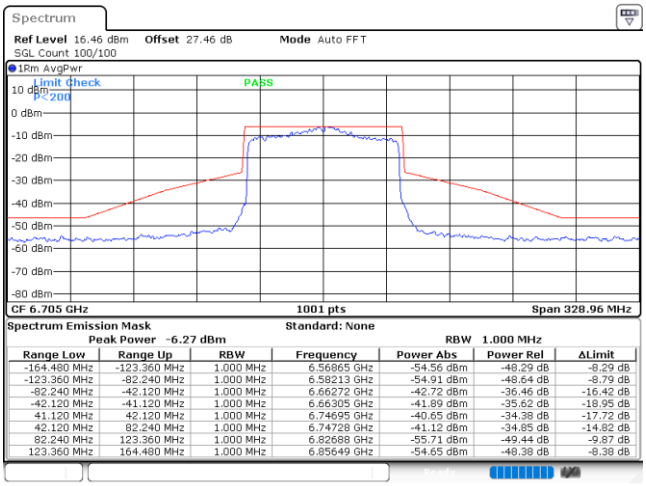

Spectrum Emission Mask Standard: None
Peak Power -6.27 dBm RBW 1.000 MHz

Range Low	Range Up	RBW	Frequency	Power Abs	Power Rel	ΔLimit
-164.480 MHz	-123.360 MHz	1.000 MHz	6.56865 GHz	-54.56 dBm	-48.29 dB	-8.29 dB
-123.360 MHz	-82.240 MHz	1.000 MHz	6.58213 GHz	-54.91 dBm	-48.64 dB	-8.79 dB
-82.240 MHz	-42.120 MHz	1.000 MHz	6.66272 GHz	-42.72 dBm	-36.46 dB	-16.42 dB
-42.120 MHz	-41.120 MHz	1.000 MHz	6.66305 GHz	-41.89 dBm	-35.62 dB	-18.95 dB
41.120 MHz	42.120 MHz	1.000 MHz	6.74695 GHz	-40.65 dBm	-34.38 dB	-17.72 dB
42.120 MHz	82.240 MHz	1.000 MHz	6.74728 GHz	-41.12 dBm	-34.85 dB	-14.82 dB
82.240 MHz	123.360 MHz	1.000 MHz	6.82688 GHz	-55.71 dBm	-49.44 dB	-9.87 dB
123.360 MHz	164.480 MHz	1.000 MHz	6.85649 GHz	-54.65 dBm	-48.38 dB	-8.38 dB

Date: 13.JAN.2024 14:44:22

Plot on Channel 6865 MHz

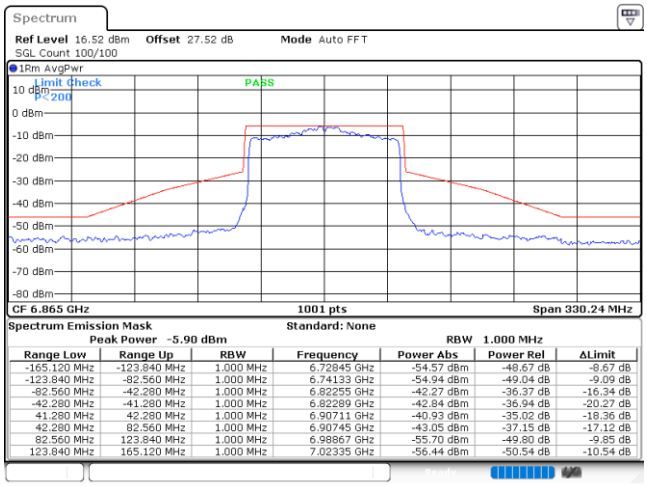

Spectrum Emission Mask Standard: None
Peak Power -5.90 dBm RBW 1.000 MHz

Range Low	Range Up	RBW	Frequency	Power Abs	Power Rel	ΔLimit
-165.120 MHz	-123.840 MHz	1.000 MHz	6.72845 GHz	-54.57 dBm	-48.67 dB	-8.67 dB
-123.840 MHz	-82.560 MHz	1.000 MHz	6.74133 GHz	-54.94 dBm	-49.04 dB	-9.09 dB
-82.560 MHz	-42.280 MHz	1.000 MHz	6.82255 GHz	-42.27 dBm	-36.37 dB	-16.34 dB
-42.280 MHz	-41.280 MHz	1.000 MHz	6.82289 GHz	-42.84 dBm	-36.94 dB	-20.27 dB
41.280 MHz	42.280 MHz	1.000 MHz	6.90711 GHz	-40.93 dBm	-35.02 dB	-18.36 dB
42.280 MHz	82.560 MHz	1.000 MHz	6.90745 GHz	-43.05 dBm	-37.15 dB	-17.12 dB
82.560 MHz	123.840 MHz	1.000 MHz	6.98867 GHz	-55.70 dBm	-49.80 dB	-9.85 dB
123.840 MHz	165.120 MHz	1.000 MHz	7.02335 GHz	-56.44 dBm	-50.54 dB	-10.54 dB

Date: 13.JAN.2024 14:47:11

Plot on Channel 6945 MHz

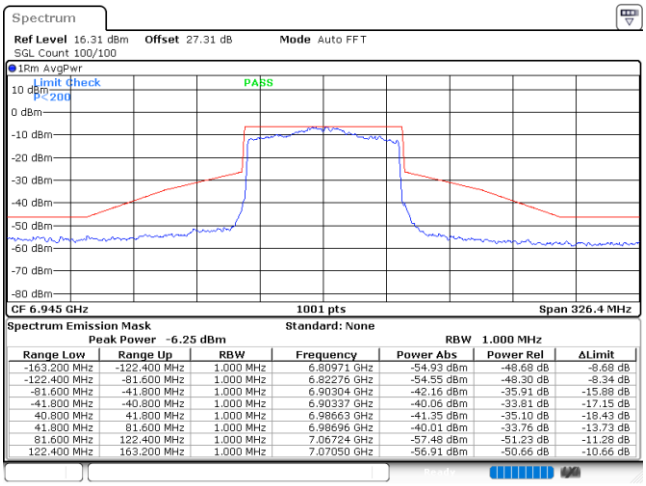

Spectrum Emission Mask Standard: None
Peak Power -6.25 dBm RBW 1.000 MHz

Range Low	Range Up	RBW	Frequency	Power Abs	Power Rel	ΔLimit
-163.200 MHz	-122.400 MHz	1.000 MHz	6.80971 GHz	-54.93 dBm	-48.68 dB	-8.68 dB
-122.400 MHz	-81.600 MHz	1.000 MHz	6.82276 GHz	-54.55 dBm	-48.30 dB	-8.34 dB
-81.600 MHz	-41.800 MHz	1.000 MHz	6.90304 GHz	-42.16 dBm	-35.91 dB	-15.88 dB
-41.800 MHz	-40.800 MHz	1.000 MHz	6.90337 GHz	-40.06 dBm	-33.81 dB	-17.15 dB
40.800 MHz	41.800 MHz	1.000 MHz	6.98663 GHz	-41.35 dBm	-35.10 dB	-18.43 dB
41.800 MHz	81.600 MHz	1.000 MHz	6.98696 GHz	-40.01 dBm	-33.76 dB	-13.73 dB
81.600 MHz	122.400 MHz	1.000 MHz	7.06724 GHz	-57.48 dBm	-51.23 dB	-11.28 dB
122.400 MHz	163.200 MHz	1.000 MHz	7.07050 GHz	-56.91 dBm	-50.66 dB	-10.66 dB

Date: 13.JAN.2024 14:50:07

Plot on Channel 7025 MHz

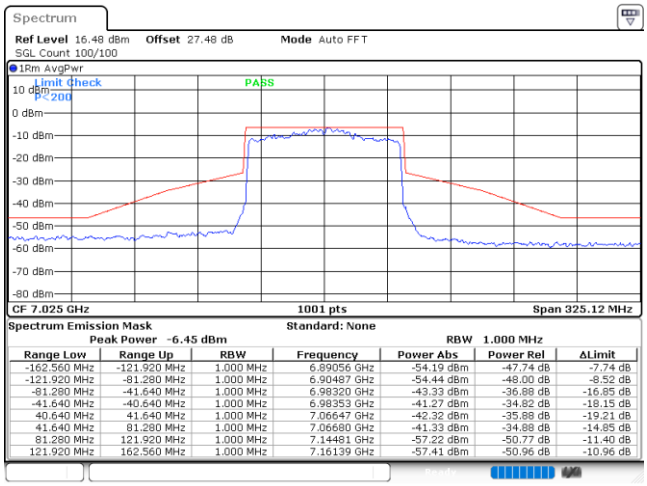

Range Low	Range Up	RBW	Frequency	Power Abs	Power Rel	ΔLimit
-162.560 MHz	-121.920 MHz	1.000 MHz	6.89056 GHz	-54.19 dBm	-47.74 dB	-7.74 dB
-121.920 MHz	-81.280 MHz	1.000 MHz	6.90487 GHz	-54.44 dBm	-48.00 dB	-8.52 dB
-81.280 MHz	-41.640 MHz	1.000 MHz	6.98320 GHz	-43.33 dBm	-36.88 dB	-16.85 dB
-41.640 MHz	-40.640 MHz	1.000 MHz	6.98353 GHz	-41.27 dBm	-34.82 dB	-18.15 dB
40.640 MHz	41.640 MHz	1.000 MHz	7.06647 GHz	-42.32 dBm	-35.88 dB	-19.21 dB
41.640 MHz	81.280 MHz	1.000 MHz	7.06680 GHz	-41.33 dBm	-34.88 dB	-14.85 dB
81.280 MHz	121.920 MHz	1.000 MHz	7.14481 GHz	-57.22 dBm	-50.77 dB	-11.40 dB
121.920 MHz	162.560 MHz	1.000 MHz	7.16139 GHz	-57.41 dBm	-50.96 dB	-10.96 dB

EUT Mode	802.11ax HE80 484RU65

Plot on Channel 5985 MHz

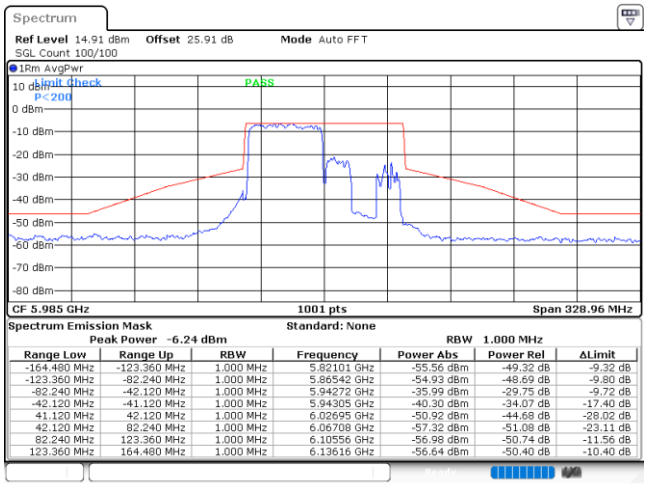

Spectrum Emission Mask Standard: None
Peak Power -6.24 dBm RBW 1.000 MHz

Range Low	Range Up	RBW	Frequency	Power Abs	Power Rel	ΔLimit
-164.480 MHz	-123.360 MHz	1.000 MHz	5.82101 GHz	-55.56 dBm	-49.32 dB	-9.32 dB
-123.360 MHz	-82.240 MHz	1.000 MHz	5.86542 GHz	-54.93 dBm	-48.69 dB	-9.80 dB
-82.240 MHz	-42.120 MHz	1.000 MHz	5.94272 GHz	-35.99 dBm	-29.75 dB	-9.72 dB
-42.120 MHz	-41.120 MHz	1.000 MHz	5.94305 GHz	-40.30 dBm	-34.07 dB	-17.40 dB
41.120 MHz	42.120 MHz	1.000 MHz	6.02695 GHz	-50.92 dBm	-44.68 dB	-28.02 dB
42.120 MHz	82.240 MHz	1.000 MHz	6.06708 GHz	-57.32 dBm	-51.08 dB	-23.11 dB
82.240 MHz	123.360 MHz	1.000 MHz	6.10556 GHz	-56.98 dBm	-50.74 dB	-11.56 dB
123.360 MHz	164.480 MHz	1.000 MHz	6.13616 GHz	-56.64 dBm	-50.40 dB	-10.40 dB

Date: 15.JAN.2024 16:14:20

Plot on Channel 6225 MHz

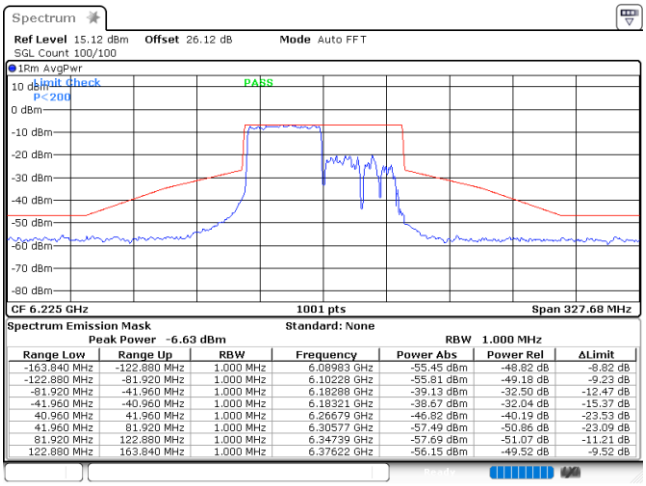

Spectrum Emission Mask Standard: None
Peak Power -6.63 dBm RBW 1.000 MHz

Range Low	Range Up	RBW	Frequency	Power Abs	Power Rel	ΔLimit
-163.840 MHz	-122.880 MHz	1.000 MHz	6.08983 GHz	-55.45 dBm	-48.82 dB	-8.82 dB
-122.880 MHz	-81.920 MHz	1.000 MHz	6.10228 GHz	-55.81 dBm	-49.18 dB	-9.23 dB
-81.920 MHz	-41.960 MHz	1.000 MHz	6.18288 GHz	-39.13 dBm	-32.50 dB	-12.47 dB
-41.960 MHz	-40.960 MHz	1.000 MHz	6.18321 GHz	-38.67 dBm	-32.04 dB	-15.37 dB
40.960 MHz	41.960 MHz	1.000 MHz	6.26679 GHz	-46.82 dBm	-40.19 dB	-23.53 dB
41.960 MHz	81.920 MHz	1.000 MHz	6.30577 GHz	-57.49 dBm	-50.86 dB	-23.09 dB
81.920 MHz	122.880 MHz	1.000 MHz	6.34739 GHz	-57.69 dBm	-51.07 dB	-11.21 dB
122.880 MHz	163.840 MHz	1.000 MHz	6.37622 GHz	-56.15 dBm	-49.52 dB	-9.52 dB

Date: 15.JAN.2024 16:15:23

Plot on Channel 6465 MHz

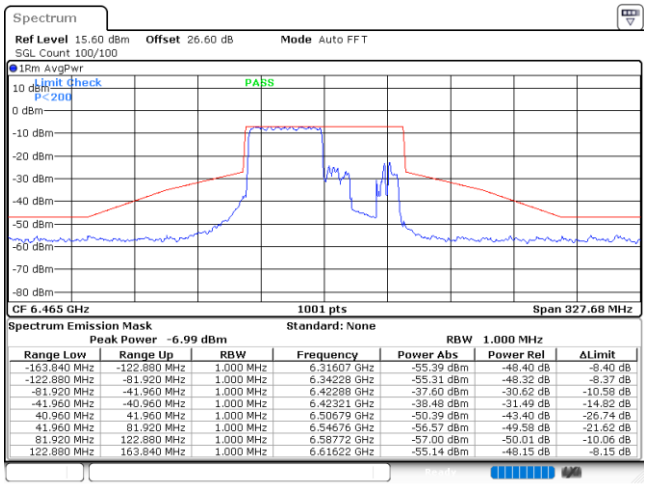

Spectrum Emission Mask Standard: None
Peak Power -6.99 dBm RBW 1.000 MHz

Range Low	Range Up	RBW	Frequency	Power Abs	Power Rel	ΔLimit
-163.840 MHz	-122.880 MHz	1.000 MHz	6.31607 GHz	-55.39 dBm	-48.40 dB	-8.40 dB
-122.880 MHz	-81.920 MHz	1.000 MHz	6.34228 GHz	-55.31 dBm	-48.32 dB	-8.37 dB
-81.920 MHz	-41.960 MHz	1.000 MHz	6.42288 GHz	-37.60 dBm	-30.62 dB	-10.58 dB
-41.960 MHz	-40.960 MHz	1.000 MHz	6.42321 GHz	-38.48 dBm	-31.49 dB	-14.82 dB
40.960 MHz	41.960 MHz	1.000 MHz	6.50679 GHz	-50.39 dBm	-43.40 dB	-26.74 dB
41.960 MHz	81.920 MHz	1.000 MHz	6.54676 GHz	-56.57 dBm	-49.58 dB	-21.62 dB
81.920 MHz	122.880 MHz	1.000 MHz	6.58772 GHz	-57.00 dBm	-50.01 dB	-10.06 dB
122.880 MHz	163.840 MHz	1.000 MHz	6.61622 GHz	-55.14 dBm	-48.15 dB	-8.15 dB

Date: 15.JAN.2024 16:18:05

Plot on Channel 6625 MHz

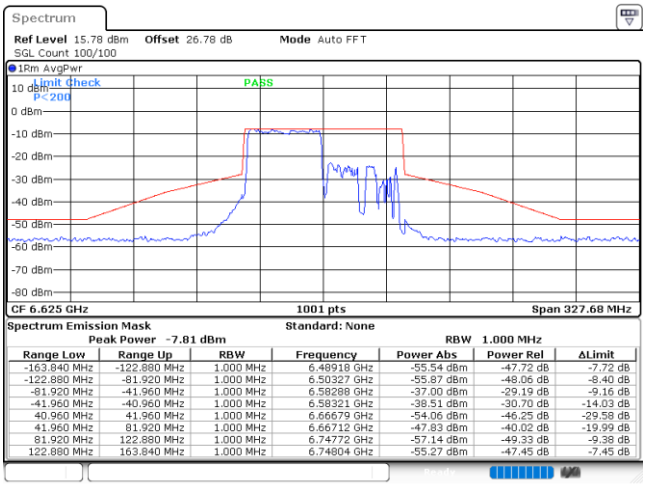

Spectrum Emission Mask Standard: None
Peak Power -7.81 dBm RBW 1.000 MHz

Range Low	Range Up	RBW	Frequency	Power Abs	Power Rel	ΔLimit
-163.840 MHz	-122.880 MHz	1.000 MHz	6.48918 GHz	-55.54 dBm	-47.72 dB	-7.72 dB
-122.880 MHz	-81.920 MHz	1.000 MHz	6.50327 GHz	-55.87 dBm	-48.06 dB	-8.40 dB
-81.920 MHz	-41.960 MHz	1.000 MHz	6.58288 GHz	-37.00 dBm	-29.19 dB	-9.16 dB
-41.960 MHz	-40.960 MHz	1.000 MHz	6.58321 GHz	-38.51 dBm	-30.70 dB	-14.03 dB
40.960 MHz	41.960 MHz	1.000 MHz	6.66679 GHz	-54.06 dBm	-46.25 dB	-29.58 dB
41.960 MHz	81.920 MHz	1.000 MHz	6.66712 GHz	-47.83 dBm	-40.02 dB	-19.99 dB
81.920 MHz	122.880 MHz	1.000 MHz	6.74772 GHz	-57.14 dBm	-49.33 dB	-9.38 dB
122.880 MHz	163.840 MHz	1.000 MHz	6.74804 GHz	-55.27 dBm	-47.45 dB	-7.45 dB

Date: 15.JAN.2024 16:21:18

Plot on Channel 6705 MHz

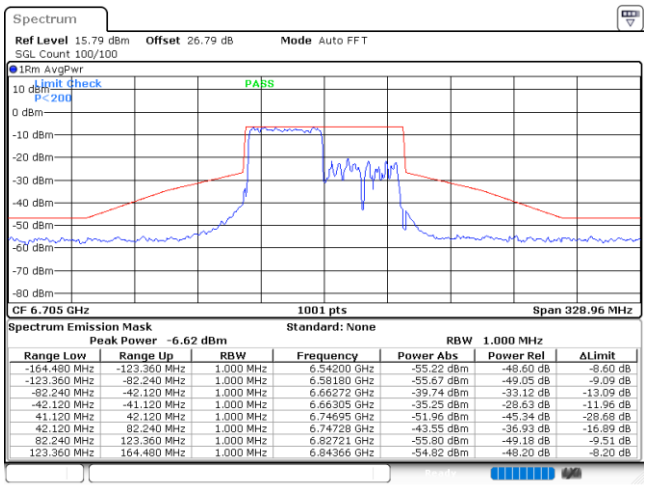

Spectrum Emission Mask Standard: None

Peak Power -6.62 dBm RBW 1.000 MHz

Range Low	Range Up	RBW	Frequency	Power Abs	Power Rel	ΔLimit
-164.480 MHz	-123.360 MHz	1.000 MHz	6.54200 GHz	-55.22 dBm	-48.60 dB	-8.60 dB
-123.360 MHz	-82.240 MHz	1.000 MHz	6.58180 GHz	-55.67 dBm	-49.05 dB	-9.09 dB
-82.240 MHz	-42.120 MHz	1.000 MHz	6.66272 GHz	-39.74 dBm	-33.12 dB	-13.09 dB
-42.120 MHz	-41.120 MHz	1.000 MHz	6.66305 GHz	-35.25 dBm	-28.63 dB	-11.96 dB
41.120 MHz	42.120 MHz	1.000 MHz	6.74695 GHz	-51.96 dBm	-45.34 dB	-28.68 dB
42.120 MHz	82.240 MHz	1.000 MHz	6.74728 GHz	-43.55 dBm	-36.93 dB	-16.89 dB
82.240 MHz	123.360 MHz	1.000 MHz	6.82721 GHz	-55.80 dBm	-49.18 dB	-9.51 dB
123.360 MHz	164.480 MHz	1.000 MHz	6.84366 GHz	-54.82 dBm	-48.20 dB	-8.20 dB

Date: 15.JAN.2024 16:22:07

Plot on Channel 6945 MHz

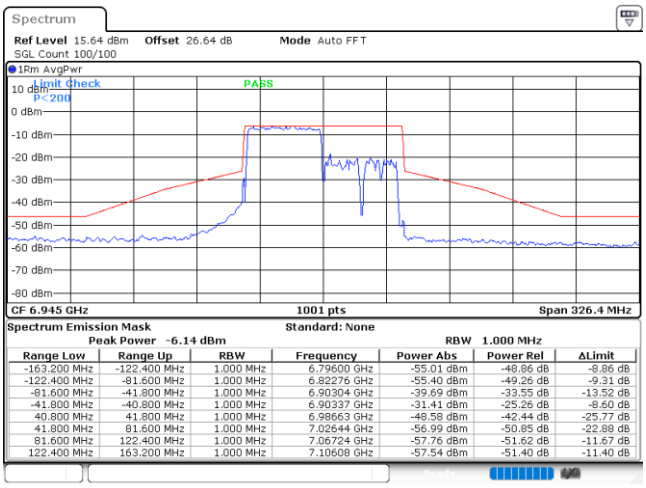

Spectrum Emission Mask Standard: None

Peak Power -6.14 dBm RBW 1.000 MHz

Range Low	Range Up	RBW	Frequency	Power Abs	Power Rel	ΔLimit
-163.200 MHz	-122.400 MHz	1.000 MHz	6.79600 GHz	-55.01 dBm	-48.86 dB	-8.86 dB
-122.400 MHz	-81.600 MHz	1.000 MHz	6.82276 GHz	-55.40 dBm	-49.26 dB	-9.31 dB
-81.600 MHz	-41.800 MHz	1.000 MHz	6.90304 GHz	-39.69 dBm	-33.55 dB	-13.52 dB
-41.800 MHz	-40.800 MHz	1.000 MHz	6.90337 GHz	-31.41 dBm	-25.26 dB	-8.60 dB
40.800 MHz	41.800 MHz	1.000 MHz	6.98663 GHz	-48.58 dBm	-42.44 dB	-25.77 dB
41.800 MHz	81.600 MHz	1.000 MHz	7.02644 GHz	-56.99 dBm	-50.85 dB	-22.88 dB
81.600 MHz	122.400 MHz	1.000 MHz	7.06724 GHz	-57.76 dBm	-51.62 dB	-11.67 dB
122.400 MHz	163.200 MHz	1.000 MHz	7.10608 GHz	-57.54 dBm	-51.40 dB	-11.40 dB

Date: 15.JAN.2024 16:24:59

EUT Mode	802.11ax HE80 484RU66

Plot on Channel 6385 MHz

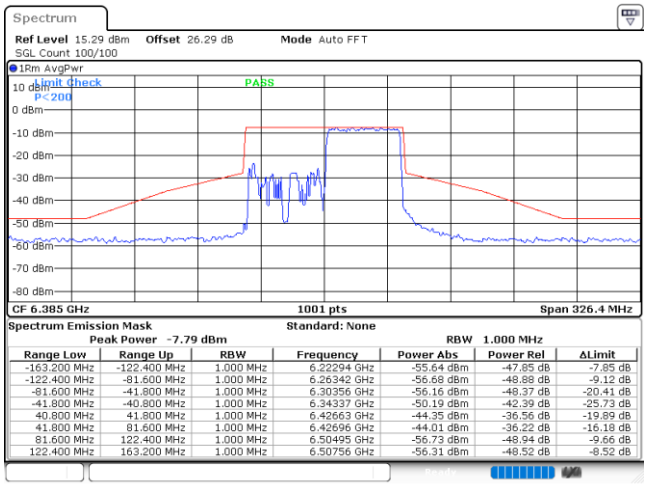

Spectrum Emission Mask Standard: None
Peak Power -7.79 dBm RBW 1.000 MHz

Range Low	Range Up	RBW	Frequency	Power Abs	Power Rel	ΔLimit
-163.200 MHz	-122.400 MHz	1.000 MHz	6.22294 GHz	-55.64 dBm	-47.85 dB	-7.85 dB
-122.400 MHz	-81.600 MHz	1.000 MHz	6.26342 GHz	-56.68 dBm	-48.88 dB	-9.12 dB
-81.600 MHz	-41.800 MHz	1.000 MHz	6.30356 GHz	-56.16 dBm	-48.37 dB	-20.41 dB
-41.800 MHz	-40.800 MHz	1.000 MHz	6.34337 GHz	-50.19 dBm	-42.39 dB	-25.73 dB
40.800 MHz	41.800 MHz	1.000 MHz	6.42663 GHz	-44.35 dBm	-36.56 dB	-19.89 dB
41.800 MHz	81.600 MHz	1.000 MHz	6.42696 GHz	-44.01 dBm	-36.22 dB	-16.18 dB
81.600 MHz	122.400 MHz	1.000 MHz	6.50495 GHz	-56.73 dBm	-48.94 dB	-9.66 dB
122.400 MHz	163.200 MHz	1.000 MHz	6.50756 GHz	-56.31 dBm	-48.52 dB	-8.52 dB

Date: 15.JAN.2024 16:27:20

Plot on Channel 6865 MHz

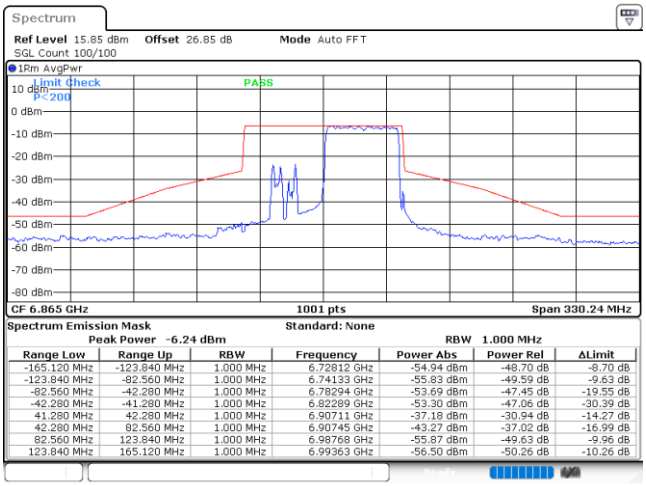

Spectrum Emission Mask Standard: None
Peak Power -6.24 dBm RBW 1.000 MHz

Range Low	Range Up	RBW	Frequency	Power Abs	Power Rel	ΔLimit
-165.120 MHz	-123.840 MHz	1.000 MHz	6.72812 GHz	-54.94 dBm	-48.70 dB	-8.70 dB
-123.840 MHz	-82.560 MHz	1.000 MHz	6.74133 GHz	-55.83 dBm	-49.59 dB	-9.63 dB
-82.560 MHz	-42.280 MHz	1.000 MHz	6.78294 GHz	-53.69 dBm	-47.45 dB	-19.55 dB
-42.280 MHz	-41.280 MHz	1.000 MHz	6.82289 GHz	-53.30 dBm	-47.06 dB	-30.39 dB
41.280 MHz	42.280 MHz	1.000 MHz	6.90711 GHz	-37.18 dBm	-30.94 dB	-14.27 dB
42.280 MHz	82.560 MHz	1.000 MHz	6.90745 GHz	-43.27 dBm	-37.02 dB	-16.99 dB
82.560 MHz	123.840 MHz	1.000 MHz	6.98768 GHz	-55.87 dBm	-49.63 dB	-9.96 dB
123.840 MHz	165.120 MHz	1.000 MHz	6.99363 GHz	-56.50 dBm	-50.26 dB	-10.26 dB

Date: 15.JAN.2024 16:28:33

Plot on Channel 7025 MHz

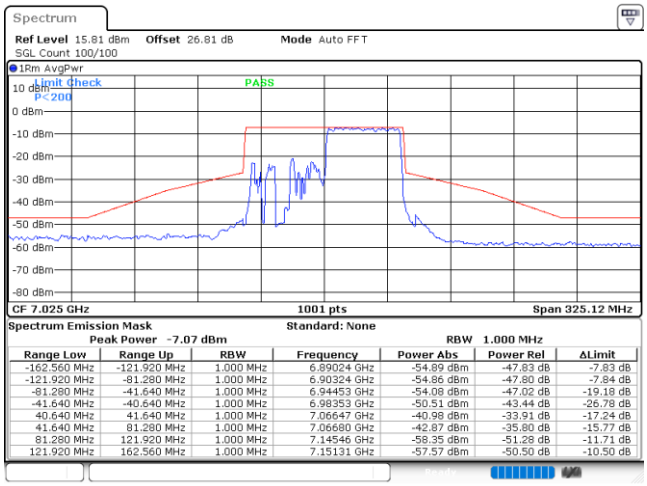

Spectrum Emission Mask Standard: None
Peak Power -7.07 dBm RBW 1.000 MHz

Range Low	Range Up	RBW	Frequency	Power Abs	Power Rel	ΔLimit
-162.560 MHz	-121.920 MHz	1.000 MHz	6.89024 GHz	-54.89 dBm	-47.83 dB	-7.83 dB
-121.920 MHz	-81.280 MHz	1.000 MHz	6.90324 GHz	-54.86 dBm	-47.80 dB	-7.84 dB
-81.280 MHz	-41.640 MHz	1.000 MHz	6.94453 GHz	-54.08 dBm	-47.02 dB	-19.18 dB
-41.640 MHz	-40.640 MHz	1.000 MHz	6.98353 GHz	-50.51 dBm	-43.44 dB	-26.78 dB
40.640 MHz	41.640 MHz	1.000 MHz	7.06647 GHz	-40.98 dBm	-33.91 dB	-17.24 dB
41.640 MHz	81.280 MHz	1.000 MHz	7.06680 GHz	-42.87 dBm	-35.80 dB	-15.77 dB
81.280 MHz	121.920 MHz	1.000 MHz	7.14546 GHz	-58.35 dBm	-51.28 dB	-11.71 dB
121.920 MHz	162.560 MHz	1.000 MHz	7.15131 GHz	-57.57 dBm	-50.50 dB	-10.50 dB

Date: 15.JAN.2024 16:31:39

EUT Mode	802.11ax HE160 Full RU

Plot on Channel 6025 MHz

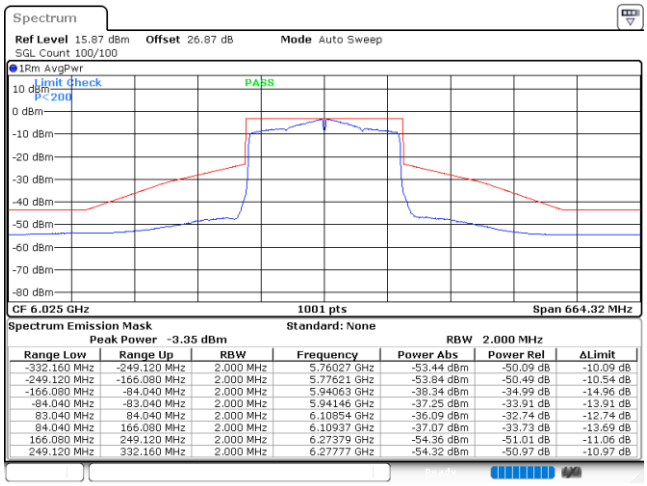

Range Low	Range Up	RBW	Frequency	Power Abs	Power Rel	ΔLimit
-332.160 MHz	-249.120 MHz	2.000 MHz	5.76027 GHz	-53.44 dBm	-50.09 dB	-10.09 dB
-249.120 MHz	-166.080 MHz	2.000 MHz	5.77621 GHz	-53.84 dBm	-50.49 dB	-10.54 dB
-166.080 MHz	-84.040 MHz	2.000 MHz	5.94063 GHz	-38.34 dBm	-34.99 dB	-14.96 dB
-84.040 MHz	-83.040 MHz	2.000 MHz	5.94146 GHz	-37.25 dBm	-33.91 dB	-13.91 dB
83.040 MHz	84.040 MHz	2.000 MHz	6.10854 GHz	-36.09 dBm	-32.74 dB	-12.74 dB
84.040 MHz	166.080 MHz	2.000 MHz	6.10937 GHz	-37.07 dBm	-33.73 dB	-13.69 dB
166.080 MHz	249.120 MHz	2.000 MHz	6.27379 GHz	-54.36 dBm	-51.01 dB	-11.06 dB
249.120 MHz	332.160 MHz	2.000 MHz	6.27777 GHz	-54.32 dBm	-50.97 dB	-10.97 dB

Plot on Channel 6185 MHz

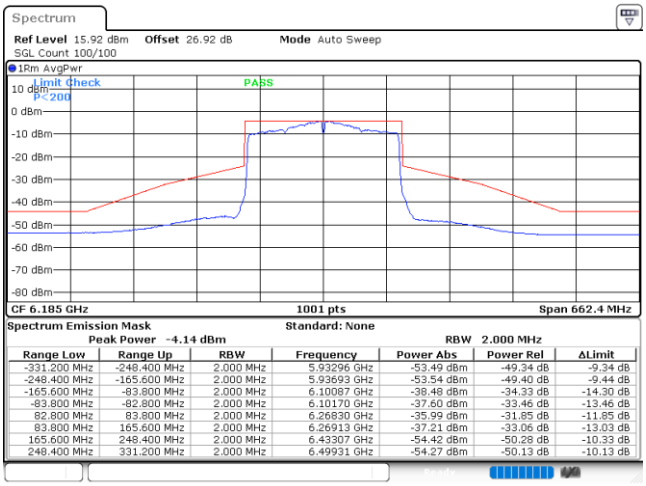

Range Low	Range Up	RBW	Frequency	Power Abs	Power Rel	ΔLimit
-331.200 MHz	-248.400 MHz	2.000 MHz	5.93296 GHz	-53.49 dBm	-49.34 dB	-9.34 dB
-248.400 MHz	-165.600 MHz	2.000 MHz	5.93693 GHz	-53.54 dBm	-49.40 dB	-9.44 dB
-165.600 MHz	-83.800 MHz	2.000 MHz	6.10087 GHz	-38.48 dBm	-34.33 dB	-14.30 dB
-83.800 MHz	-82.800 MHz	2.000 MHz	6.10170 GHz	-37.60 dBm	-33.46 dB	-13.46 dB
82.800 MHz	83.800 MHz	2.000 MHz	6.26830 GHz	-35.99 dBm	-31.85 dB	-11.85 dB
83.800 MHz	165.600 MHz	2.000 MHz	6.26913 GHz	-37.21 dBm	-33.06 dB	-13.03 dB
165.600 MHz	248.400 MHz	2.000 MHz	6.43307 GHz	-54.42 dBm	-50.28 dB	-10.33 dB
248.400 MHz	331.200 MHz	2.000 MHz	6.49931 GHz	-54.27 dBm	-50.13 dB	-10.13 dB

Plot on Channel 6345 MHz

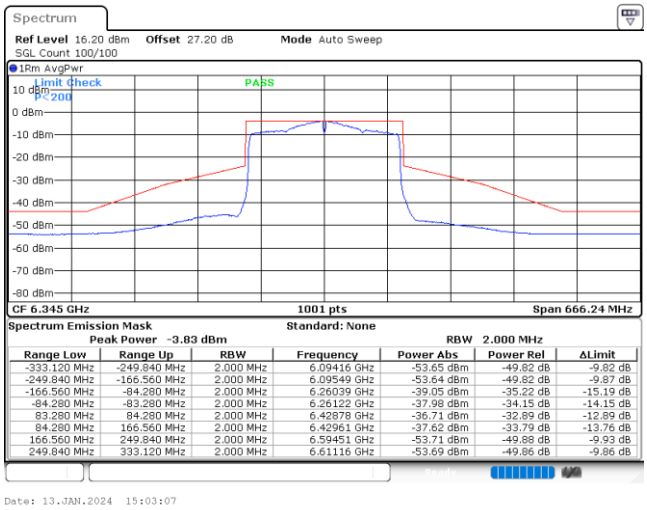

Range Low	Range Up	RBW	Frequency	Power Abs	Power Rel	ΔLimit
-333.120 MHz	-249.840 MHz	2.000 MHz	6.09416 GHz	-53.65 dBm	-49.82 dB	-9.82 dB
-249.840 MHz	-166.560 MHz	2.000 MHz	6.09549 GHz	-53.64 dBm	-49.82 dB	-9.87 dB
-166.560 MHz	-84.280 MHz	2.000 MHz	6.26039 GHz	-39.05 dBm	-35.22 dB	-15.19 dB
-84.280 MHz	-83.280 MHz	2.000 MHz	6.26122 GHz	-37.98 dBm	-34.15 dB	-14.15 dB
83.280 MHz	84.280 MHz	2.000 MHz	6.42878 GHz	-36.71 dBm	-32.89 dB	-12.89 dB
84.280 MHz	166.560 MHz	2.000 MHz	6.42961 GHz	-37.62 dBm	-33.79 dB	-13.76 dB
166.560 MHz	249.840 MHz	2.000 MHz	6.59451 GHz	-53.71 dBm	-49.88 dB	-9.93 dB
249.840 MHz	333.120 MHz	2.000 MHz	6.61116 GHz	-53.69 dBm	-49.86 dB	-9.86 dB

Plot on Channel 6505 MHz

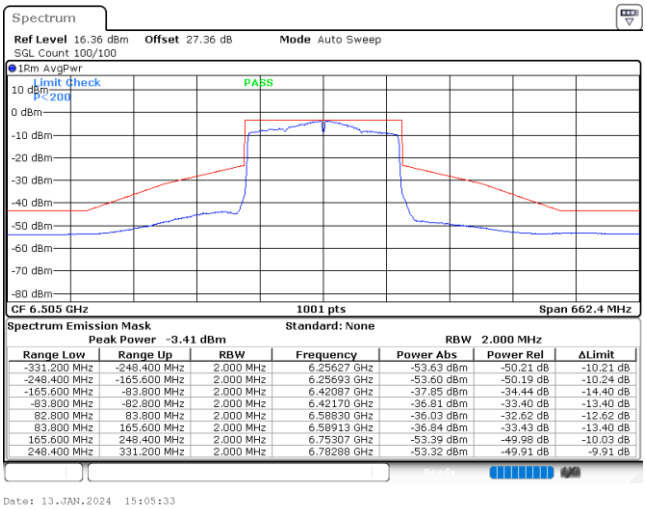

Range Low	Range Up	RBW	Frequency	Power Abs	Power Rel	ΔLimit
-331.200 MHz	-248.400 MHz	2.000 MHz	6.25627 GHz	-53.63 dBm	-50.21 dB	-10.21 dB
-248.400 MHz	-165.600 MHz	2.000 MHz	6.25693 GHz	-53.60 dBm	-50.19 dB	-10.24 dB
-165.600 MHz	-83.800 MHz	2.000 MHz	6.42087 GHz	-37.85 dBm	-34.44 dB	-14.40 dB
-83.800 MHz	-82.800 MHz	2.000 MHz	6.42170 GHz	-36.81 dBm	-33.40 dB	-13.40 dB
82.800 MHz	83.800 MHz	2.000 MHz	6.58830 GHz	-36.03 dBm	-32.62 dB	-12.62 dB
83.800 MHz	165.600 MHz	2.000 MHz	6.58913 GHz	-36.84 dBm	-33.43 dB	-13.40 dB
165.600 MHz	248.400 MHz	2.000 MHz	6.75307 GHz	-53.39 dBm	-49.98 dB	-10.03 dB
248.400 MHz	331.200 MHz	2.000 MHz	6.78288 GHz	-53.32 dBm	-49.91 dB	-9.91 dB

Plot on Channel 6665 MHz

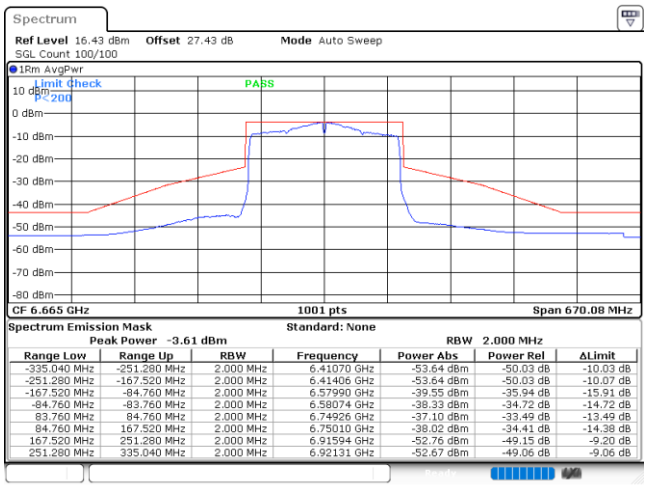

Spectrum Emission Mask Standard: None
Peak Power -3.61 dBm RBW 2.000 MHz

Range Low	Range Up	RBW	Frequency	Power Abs	Power Rel	ΔLimit
-335.040 MHz	-251.280 MHz	2.000 MHz	6.41070 GHz	-53.64 dBm	-50.03 dB	-10.03 dB
-251.280 MHz	-167.520 MHz	2.000 MHz	6.41406 GHz	-53.64 dBm	-50.03 dB	-10.07 dB
-167.520 MHz	-84.760 MHz	2.000 MHz	6.57990 GHz	-39.55 dBm	-35.94 dB	-15.91 dB
-84.760 MHz	-83.760 MHz	2.000 MHz	6.58074 GHz	-38.33 dBm	-34.72 dB	-14.72 dB
83.760 MHz	84.760 MHz	2.000 MHz	6.74926 GHz	-37.10 dBm	-33.49 dB	-13.49 dB
84.760 MHz	167.520 MHz	2.000 MHz	6.75010 GHz	-38.02 dBm	-34.41 dB	-14.38 dB
167.520 MHz	251.280 MHz	2.000 MHz	6.91594 GHz	-52.76 dBm	-49.15 dB	-9.20 dB
251.280 MHz	335.040 MHz	2.000 MHz	6.92131 GHz	-52.67 dBm	-49.06 dB	-9.06 dB

Date: 13.JAN.2024 15:09:08

Plot on Channel 6825 MHz

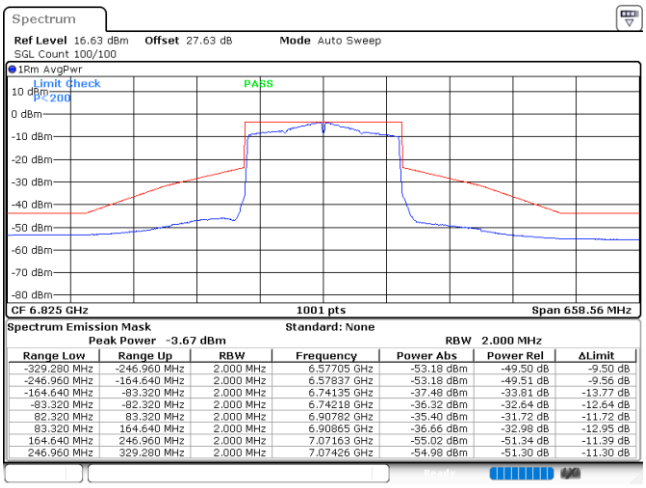

Spectrum Emission Mask Standard: None
Peak Power -3.67 dBm RBW 2.000 MHz

Range Low	Range Up	RBW	Frequency	Power Abs	Power Rel	ΔLimit
-329.280 MHz	-246.960 MHz	2.000 MHz	6.57705 GHz	-53.18 dBm	-49.50 dB	-9.50 dB
-246.960 MHz	-164.640 MHz	2.000 MHz	6.57837 GHz	-53.18 dBm	-49.51 dB	-9.56 dB
-164.640 MHz	-83.320 MHz	2.000 MHz	6.74135 GHz	-37.48 dBm	-33.81 dB	-13.77 dB
-83.320 MHz	-82.320 MHz	2.000 MHz	6.74218 GHz	-36.32 dBm	-32.64 dB	-12.64 dB
82.320 MHz	83.320 MHz	2.000 MHz	6.90782 GHz	-35.40 dBm	-31.72 dB	-11.72 dB
83.320 MHz	164.640 MHz	2.000 MHz	6.90865 GHz	-36.66 dBm	-32.98 dB	-12.95 dB
164.640 MHz	246.960 MHz	2.000 MHz	7.07163 GHz	-55.02 dBm	-51.34 dB	-11.39 dB
246.960 MHz	329.280 MHz	2.000 MHz	7.07426 GHz	-54.98 dBm	-51.30 dB	-11.30 dB

Date: 13.JAN.2024 15:12:41

Plot on Channel 6985 MHz

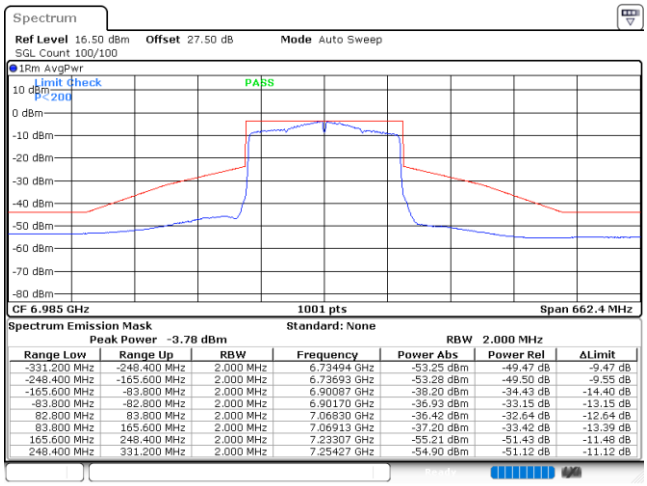

Spectrum Emission Mask Standard: None
Peak Power -3.78 dBm RBW 2.000 MHz

Range Low	Range Up	RBW	Frequency	Power Abs	Power Rel	ΔLimit
-331.200 MHz	-248.400 MHz	2.000 MHz	6.73494 GHz	-53.25 dBm	-49.47 dB	-9.47 dB
-248.400 MHz	-165.600 MHz	2.000 MHz	6.73693 GHz	-53.28 dBm	-49.50 dB	-9.55 dB
-165.600 MHz	-83.800 MHz	2.000 MHz	6.90087 GHz	-38.20 dBm	-34.43 dB	-14.40 dB
-83.800 MHz	-82.800 MHz	2.000 MHz	6.90170 GHz	-36.93 dBm	-33.15 dB	-13.15 dB
82.800 MHz	83.800 MHz	2.000 MHz	7.06830 GHz	-36.42 dBm	-32.64 dB	-12.64 dB
83.800 MHz	165.600 MHz	2.000 MHz	7.06913 GHz	-37.20 dBm	-33.42 dB	-13.39 dB
165.600 MHz	248.400 MHz	2.000 MHz	7.23307 GHz	-55.21 dBm	-51.43 dB	-11.48 dB
248.400 MHz	331.200 MHz	2.000 MHz	7.25427 GHz	-54.90 dBm	-51.12 dB	-11.12 dB

Date: 13.JAN.2024 15:16:22

EUT Mode	802.11ax HE160 996RU67

Plot on Channel 6025 MHz

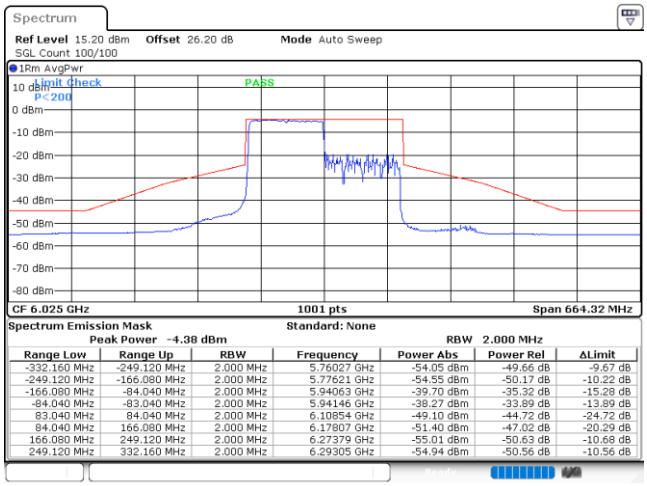

Spectrum Emission Mask Standard: None
Peak Power -4.38 dBm RBW 2.000 MHz

Range Low	Range Up	RBW	Frequency	Power Abs	Power Rel	ΔLimit
-332.160 MHz	-249.120 MHz	2.000 MHz	5.76027 GHz	-54.05 dBm	-49.66 dB	-9.67 dB
-249.120 MHz	-166.080 MHz	2.000 MHz	5.77621 GHz	-54.55 dBm	-50.17 dB	-10.22 dB
-166.080 MHz	-84.040 MHz	2.000 MHz	5.94063 GHz	-39.70 dBm	-35.32 dB	-15.28 dB
-84.040 MHz	-83.040 MHz	2.000 MHz	5.94146 GHz	-38.27 dBm	-33.89 dB	-13.89 dB
83.040 MHz	84.040 MHz	2.000 MHz	6.10854 GHz	-49.10 dBm	-44.72 dB	-24.72 dB
84.040 MHz	166.080 MHz	2.000 MHz	6.17807 GHz	-51.40 dBm	-47.02 dB	-20.29 dB
166.080 MHz	249.120 MHz	2.000 MHz	6.27379 GHz	-55.01 dBm	-50.63 dB	-10.68 dB
249.120 MHz	332.160 MHz	2.000 MHz	6.29305 GHz	-54.94 dBm	-50.56 dB	-10.56 dB

Date: 15.JAN.2024 16:35:53

Plot on Channel 6185 MHz

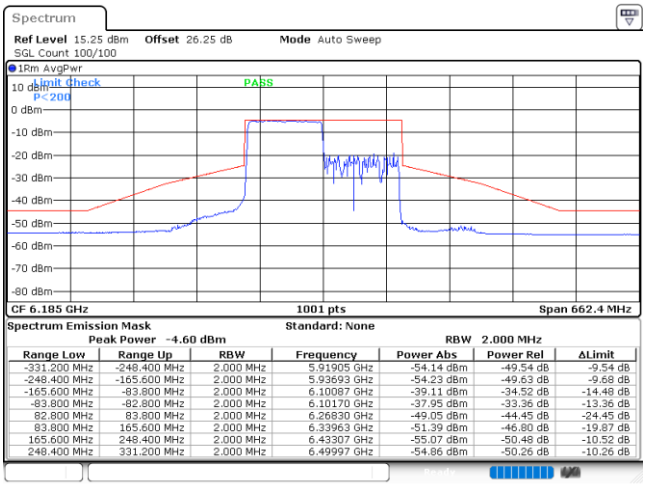

Spectrum Emission Mask Standard: None
Peak Power -4.60 dBm RBW 2.000 MHz

Range Low	Range Up	RBW	Frequency	Power Abs	Power Rel	ΔLimit
-331.200 MHz	-248.400 MHz	2.000 MHz	5.91905 GHz	-54.14 dBm	-49.54 dB	-9.54 dB
-248.400 MHz	-165.600 MHz	2.000 MHz	5.93693 GHz	-54.23 dBm	-49.63 dB	-9.68 dB
-165.600 MHz	-83.800 MHz	2.000 MHz	6.10087 GHz	-39.11 dBm	-34.52 dB	-14.48 dB
-83.800 MHz	-82.800 MHz	2.000 MHz	6.10170 GHz	-37.95 dBm	-33.36 dB	-13.36 dB
82.800 MHz	83.800 MHz	2.000 MHz	6.26830 GHz	-49.05 dBm	-44.45 dB	-24.45 dB
83.800 MHz	165.600 MHz	2.000 MHz	6.33963 GHz	-51.39 dBm	-46.80 dB	-19.87 dB
165.600 MHz	248.400 MHz	2.000 MHz	6.43307 GHz	-55.07 dBm	-50.48 dB	-10.52 dB
248.400 MHz	331.200 MHz	2.000 MHz	6.49997 GHz	-54.86 dBm	-50.26 dB	-10.26 dB

Date: 15.JAN.2024 16:36:45

Plot on Channel 6505 MHz

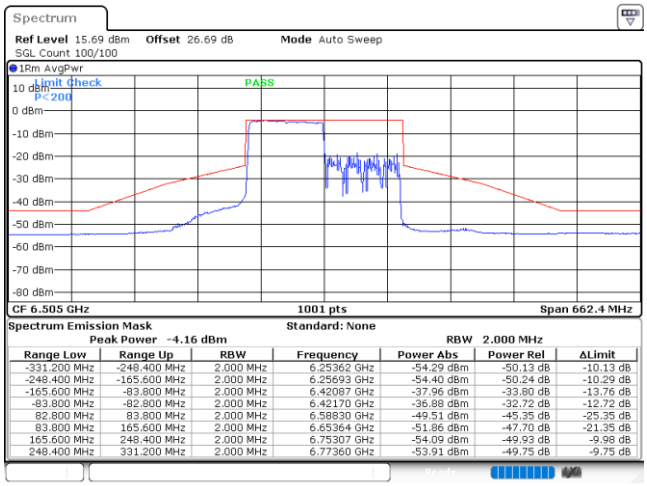

Spectrum Emission Mask Standard: None
Peak Power -4.16 dBm RBW 2.000 MHz

Range Low	Range Up	RBW	Frequency	Power Abs	Power Rel	ΔLimit
-331.200 MHz	-248.400 MHz	2.000 MHz	6.25362 GHz	-54.29 dBm	-50.13 dB	-10.13 dB
-248.400 MHz	-165.600 MHz	2.000 MHz	6.25693 GHz	-54.40 dBm	-50.24 dB	-10.29 dB
-165.600 MHz	-83.800 MHz	2.000 MHz	6.42087 GHz	-37.96 dBm	-33.80 dB	-13.76 dB
-83.800 MHz	-82.800 MHz	2.000 MHz	6.42170 GHz	-36.88 dBm	-32.72 dB	-12.72 dB
82.800 MHz	83.800 MHz	2.000 MHz	6.58830 GHz	-49.51 dBm	-45.35 dB	-25.35 dB
83.800 MHz	165.600 MHz	2.000 MHz	6.65364 GHz	-51.86 dBm	-47.70 dB	-21.35 dB
165.600 MHz	248.400 MHz	2.000 MHz	6.75307 GHz	-54.09 dBm	-49.93 dB	-9.98 dB
248.400 MHz	331.200 MHz	2.000 MHz	6.77360 GHz	-53.91 dBm	-49.75 dB	-9.75 dB

Date: 15.JAN.2024 16:39:20

Plot on Channel 6665 MHz

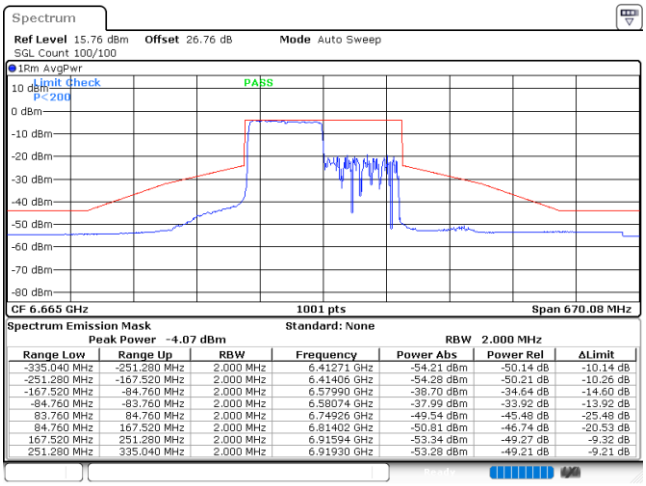

Spectrum Emission Mask Standard: None
Peak Power -4.07 dBm RBW 2.000 MHz

Range Low	Range Up	RBW	Frequency	Power Abs	Power Rel	ΔLimit
-335.040 MHz	-251.280 MHz	2.000 MHz	6.41271 GHz	-54.21 dBm	-50.14 dB	-10.14 dB
-251.280 MHz	-167.520 MHz	2.000 MHz	6.41406 GHz	-54.28 dBm	-50.21 dB	-10.26 dB
-167.520 MHz	-84.760 MHz	2.000 MHz	6.57990 GHz	-38.70 dBm	-34.64 dB	-14.60 dB
-84.760 MHz	-83.760 MHz	2.000 MHz	6.58074 GHz	-37.99 dBm	-33.92 dB	-13.92 dB
83.760 MHz	84.760 MHz	2.000 MHz	6.74926 GHz	-49.54 dBm	-45.48 dB	-25.48 dB
84.760 MHz	167.520 MHz	2.000 MHz	6.81402 GHz	-50.81 dBm	-46.74 dB	-20.53 dB
167.520 MHz	251.280 MHz	2.000 MHz	6.91594 GHz	-53.34 dBm	-49.27 dB	-9.32 dB
251.280 MHz	335.040 MHz	2.000 MHz	6.91930 GHz	-53.28 dBm	-49.21 dB	-9.21 dB

Date: 15.JAN.2024 16:40:26

Plot on Channel 6825 MHz

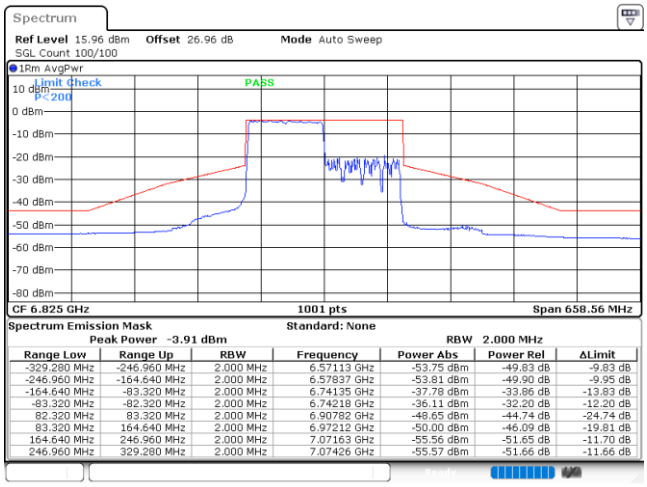

Spectrum Emission Mask Standard: None

Peak Power -3.91 dBm RBW 2.000 MHz

Range Low	Range Up	RBW	Frequency	Power Abs	Power Rel	ΔLimit
-329.280 MHz	-246.960 MHz	2.000 MHz	6.57113 GHz	-53.75 dBm	-49.83 dB	-9.83 dB
-246.960 MHz	-164.640 MHz	2.000 MHz	6.57837 GHz	-53.81 dBm	-49.90 dB	-9.95 dB
-164.640 MHz	-83.320 MHz	2.000 MHz	6.74135 GHz	-37.78 dBm	-33.86 dB	-13.83 dB
-83.320 MHz	-82.320 MHz	2.000 MHz	6.74218 GHz	-36.11 dBm	-32.20 dB	-12.20 dB
82.320 MHz	83.320 MHz	2.000 MHz	6.90782 GHz	-48.65 dBm	-44.74 dB	-24.74 dB
83.320 MHz	164.640 MHz	2.000 MHz	6.97212 GHz	-50.00 dBm	-46.09 dB	-19.81 dB
164.640 MHz	246.960 MHz	2.000 MHz	7.07163 GHz	-55.56 dBm	-51.65 dB	-11.70 dB
246.960 MHz	329.280 MHz	2.000 MHz	7.07426 GHz	-55.57 dBm	-51.66 dB	-11.66 dB

Date: 15.JAN.2024 16:43:21

Plot on Channel 6985 MHz

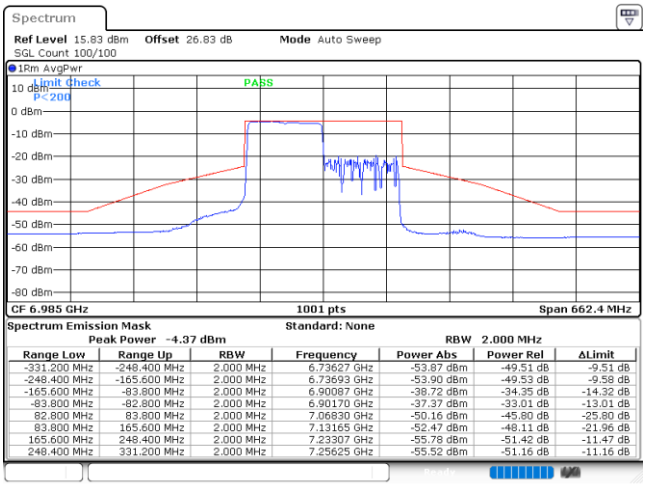

Spectrum Emission Mask Standard: None

Peak Power -4.37 dBm RBW 2.000 MHz

Range Low	Range Up	RBW	Frequency	Power Abs	Power Rel	ΔLimit
-331.200 MHz	-248.400 MHz	2.000 MHz	6.73627 GHz	-53.87 dBm	-49.51 dB	-9.51 dB
-248.400 MHz	-165.600 MHz	2.000 MHz	6.73693 GHz	-53.90 dBm	-49.53 dB	-9.58 dB
-165.600 MHz	-83.800 MHz	2.000 MHz	6.90087 GHz	-38.72 dBm	-34.35 dB	-14.32 dB
-83.800 MHz	-82.800 MHz	2.000 MHz	6.90170 GHz	-37.37 dBm	-33.01 dB	-13.01 dB
82.800 MHz	83.800 MHz	2.000 MHz	7.06830 GHz	-50.16 dBm	-45.80 dB	-25.80 dB
83.800 MHz	165.600 MHz	2.000 MHz	7.13165 GHz	-52.47 dBm	-48.11 dB	-21.96 dB
165.600 MHz	248.400 MHz	2.000 MHz	7.23307 GHz	-55.78 dBm	-51.42 dB	-11.47 dB
248.400 MHz	331.200 MHz	2.000 MHz	7.25625 GHz	-55.52 dBm	-51.16 dB	-11.16 dB

Date: 15.JAN.2024 16:44:27

EUT Mode	802.11ax HE160 996RUS67

Plot on Channel 6345 MHz

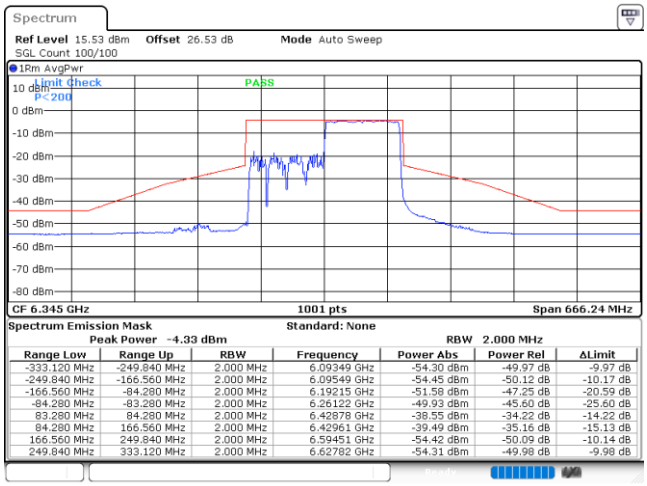

Spectrum Emission Mask Standard: None
Peak Power -4.33 dBm RBW 2.000 MHz

Range Low	Range Up	RBW	Frequency	Power Abs	Power Rel	ΔLimit
-333.120 MHz	-249.840 MHz	2.000 MHz	6.09349 GHz	-54.30 dBm	-49.97 dB	-9.97 dB
-249.840 MHz	-166.560 MHz	2.000 MHz	6.09549 GHz	-54.45 dBm	-50.12 dB	-10.17 dB
-166.560 MHz	-84.280 MHz	2.000 MHz	6.19215 GHz	-51.58 dBm	-47.25 dB	-20.59 dB
-84.280 MHz	-83.280 MHz	2.000 MHz	6.26122 GHz	-49.93 dBm	-45.60 dB	-25.60 dB
83.280 MHz	84.280 MHz	2.000 MHz	6.42878 GHz	-38.55 dBm	-34.22 dB	-14.22 dB
84.280 MHz	166.560 MHz	2.000 MHz	6.42961 GHz	-39.49 dBm	-35.16 dB	-15.13 dB
166.560 MHz	249.840 MHz	2.000 MHz	6.59451 GHz	-54.42 dBm	-50.09 dB	-10.14 dB
249.840 MHz	333.120 MHz	2.000 MHz	6.62782 GHz	-54.31 dBm	-49.98 dB	-9.98 dB

Date: 15.JAN.2024 16:48:43

Plot on Channel 6505 MHz

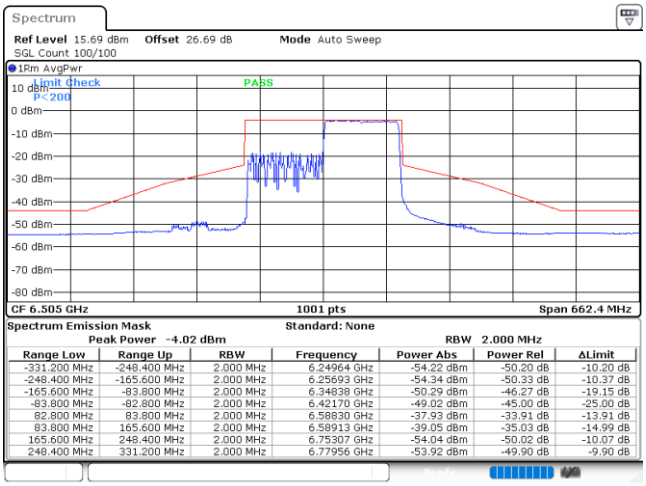

Spectrum Emission Mask Standard: None
Peak Power -4.02 dBm RBW 2.000 MHz

Range Low	Range Up	RBW	Frequency	Power Abs	Power Rel	ΔLimit
-331.200 MHz	-248.400 MHz	2.000 MHz	6.24964 GHz	-54.22 dBm	-50.20 dB	-10.20 dB
-248.400 MHz	-165.600 MHz	2.000 MHz	6.25693 GHz	-54.34 dBm	-50.33 dB	-10.37 dB
-165.600 MHz	-83.800 MHz	2.000 MHz	6.34838 GHz	-50.29 dBm	-46.27 dB	-19.15 dB
-83.800 MHz	-82.800 MHz	2.000 MHz	6.42170 GHz	-49.02 dBm	-45.00 dB	-25.00 dB
82.800 MHz	83.800 MHz	2.000 MHz	6.58830 GHz	-37.93 dBm	-33.91 dB	-13.91 dB
83.800 MHz	165.600 MHz	2.000 MHz	6.58913 GHz	-39.05 dBm	-35.03 dB	-14.99 dB
165.600 MHz	248.400 MHz	2.000 MHz	6.75307 GHz	-54.04 dBm	-50.02 dB	-10.07 dB
248.400 MHz	331.200 MHz	2.000 MHz	6.77956 GHz	-53.92 dBm	-49.90 dB	-9.90 dB

Date: 15.JAN.2024 16:50:09

Plot on Channel 6825 MHz

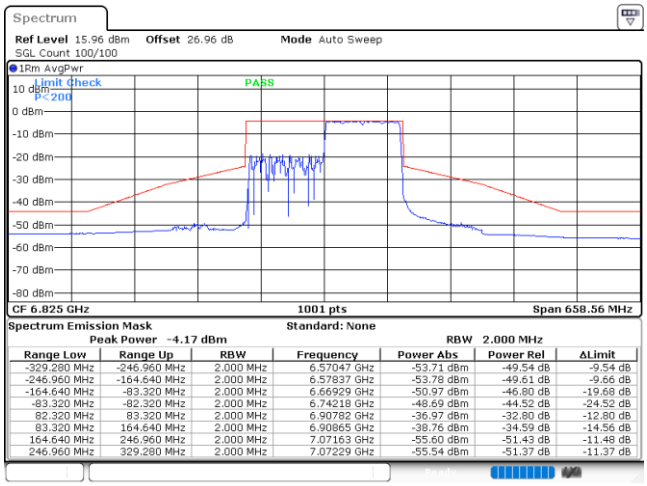

Spectrum Emission Mask Standard: None
Peak Power -4.17 dBm RBW 2.000 MHz

Range Low	Range Up	RBW	Frequency	Power Abs	Power Rel	ΔLimit
-329.280 MHz	-246.960 MHz	2.000 MHz	6.57047 GHz	-53.71 dBm	-49.54 dB	-9.54 dB
-246.960 MHz	-164.640 MHz	2.000 MHz	6.57837 GHz	-53.78 dBm	-49.61 dB	-9.66 dB
-164.640 MHz	-83.320 MHz	2.000 MHz	6.66929 GHz	-50.97 dBm	-46.80 dB	-19.68 dB
-83.320 MHz	-82.320 MHz	2.000 MHz	6.74218 GHz	-48.69 dBm	-44.52 dB	-24.52 dB
82.320 MHz	83.320 MHz	2.000 MHz	6.90782 GHz	-36.97 dBm	-32.80 dB	-12.80 dB
83.320 MHz	164.640 MHz	2.000 MHz	6.90865 GHz	-38.76 dBm	-34.59 dB	-14.56 dB
164.640 MHz	246.960 MHz	2.000 MHz	7.07163 GHz	-55.60 dBm	-51.43 dB	-11.48 dB
246.960 MHz	329.280 MHz	2.000 MHz	7.07229 GHz	-55.54 dBm	-51.37 dB	-11.37 dB

Date: 15.JAN.2024 16:52:42

Plot on Channel 6985 MHz

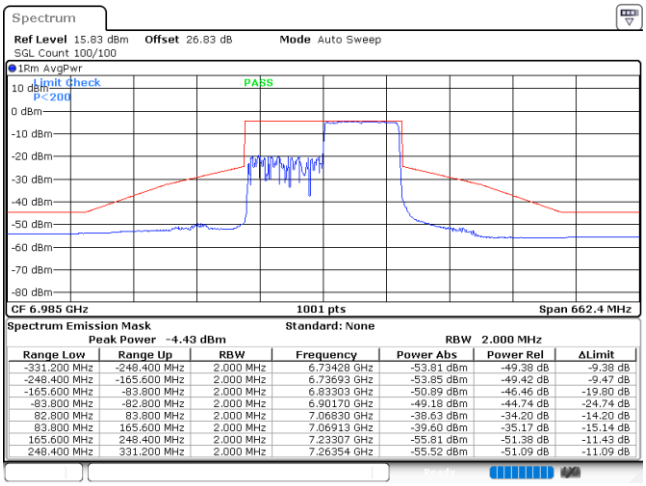

Spectrum Emission Mask Standard: None
Peak Power -4.43 dBm RBW 2.000 MHz

Range Low	Range Up	RBW	Frequency	Power Abs	Power Rel	ΔLimit
-331.200 MHz	-248.400 MHz	2.000 MHz	6.73428 GHz	-53.81 dBm	-49.38 dB	-9.38 dB
-248.400 MHz	-165.600 MHz	2.000 MHz	6.73693 GHz	-53.85 dBm	-49.42 dB	-9.47 dB
-165.600 MHz	-83.800 MHz	2.000 MHz	6.83303 GHz	-50.89 dBm	-46.46 dB	-19.80 dB
-83.800 MHz	-82.800 MHz	2.000 MHz	6.90170 GHz	-49.18 dBm	-44.74 dB	-24.74 dB
82.800 MHz	83.800 MHz	2.000 MHz	7.06830 GHz	-38.63 dBm	-34.20 dB	-14.20 dB
83.800 MHz	165.600 MHz	2.000 MHz	7.06913 GHz	-39.60 dBm	-35.17 dB	-15.14 dB
165.600 MHz	248.400 MHz	2.000 MHz	7.23307 GHz	-55.81 dBm	-51.38 dB	-11.43 dB
248.400 MHz	331.200 MHz	2.000 MHz	7.26354 GHz	-55.52 dBm	-51.09 dB	-11.09 dB

Date: 15.JAN.2024 16:53:47

Appendix B. AC Conducted Emission Test Results

Test Engineer :	Calvin Wang	**Temperature :**	23~26℃
		Relative Humidity :	45~55%

EUT Information

Report NO :	3D0601
Test Mode :	Mode 1
Test Voltage :	120Vac/60Hz
Phase :	Line

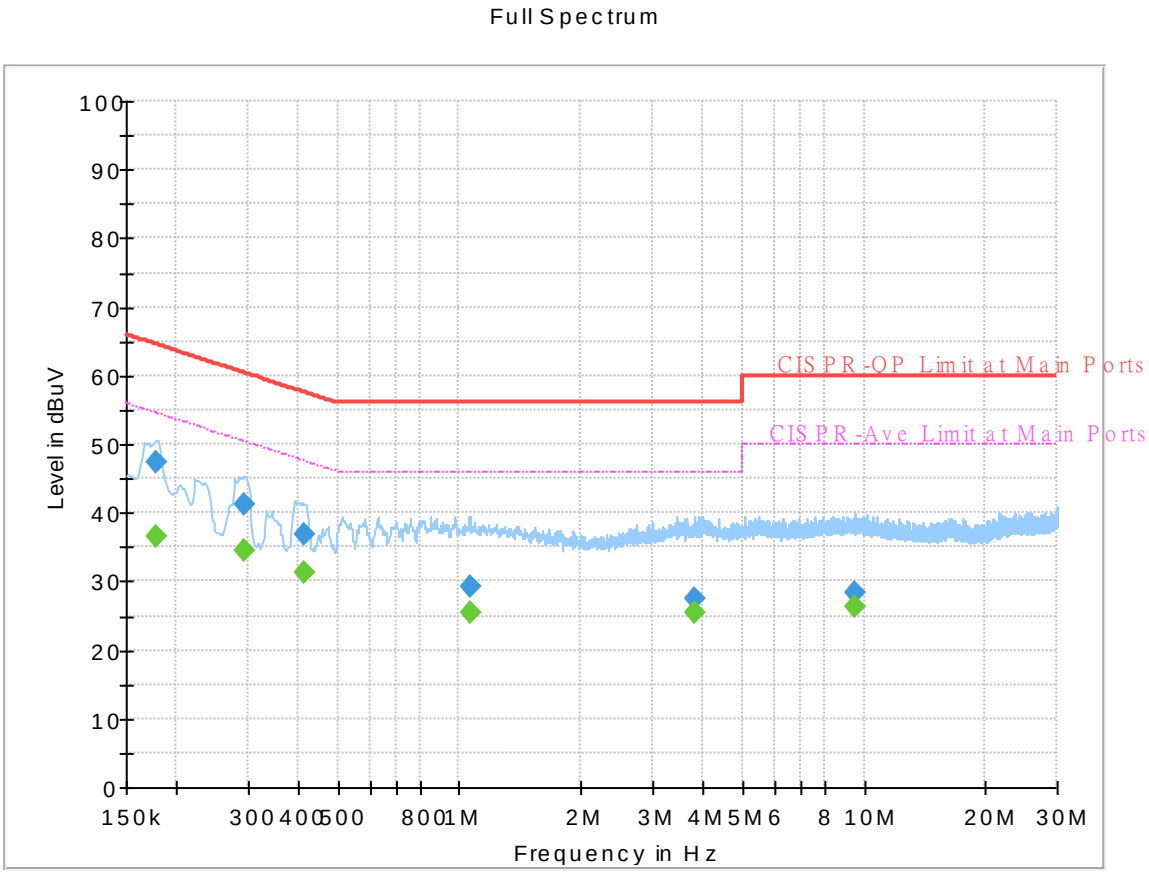

Final_Result

Frequency (MHz)	QuasiPeak (dBuV)	CAverage (dBuV)	Limit (dBuV)	Margin (dB)	Line	Filter	Corr. (dB)
0.177000	---	36.59	54.63	18.04	L1	OFF	19.9
0.177000	47.27	---	64.63	17.36	L1	OFF	19.9
0.294000	---	34.63	50.41	15.78	L1	OFF	19.9
0.294000	41.25	---	60.41	19.16	L1	OFF	19.9
0.413250	---	31.34	47.58	16.24	L1	OFF	19.9
0.413250	36.70	---	57.58	20.88	L1	OFF	19.9
1.063500	---	25.34	46.00	20.66	L1	OFF	19.9
1.063500	29.15	---	56.00	26.85	L1	OFF	19.9
3.826500	---	25.42	46.00	20.58	L1	OFF	20.0
3.826500	27.57	---	56.00	28.43	L1	OFF	20.0
9.534750	---	26.21	50.00	23.79	L1	OFF	20.2
9.534750	28.23	---	60.00	31.77	L1	OFF	20.2

EUT Information

Report NO :	3D0601
Test Mode :	Mode 1
Test Voltage :	120Vac/60Hz
Phase :	Neutral

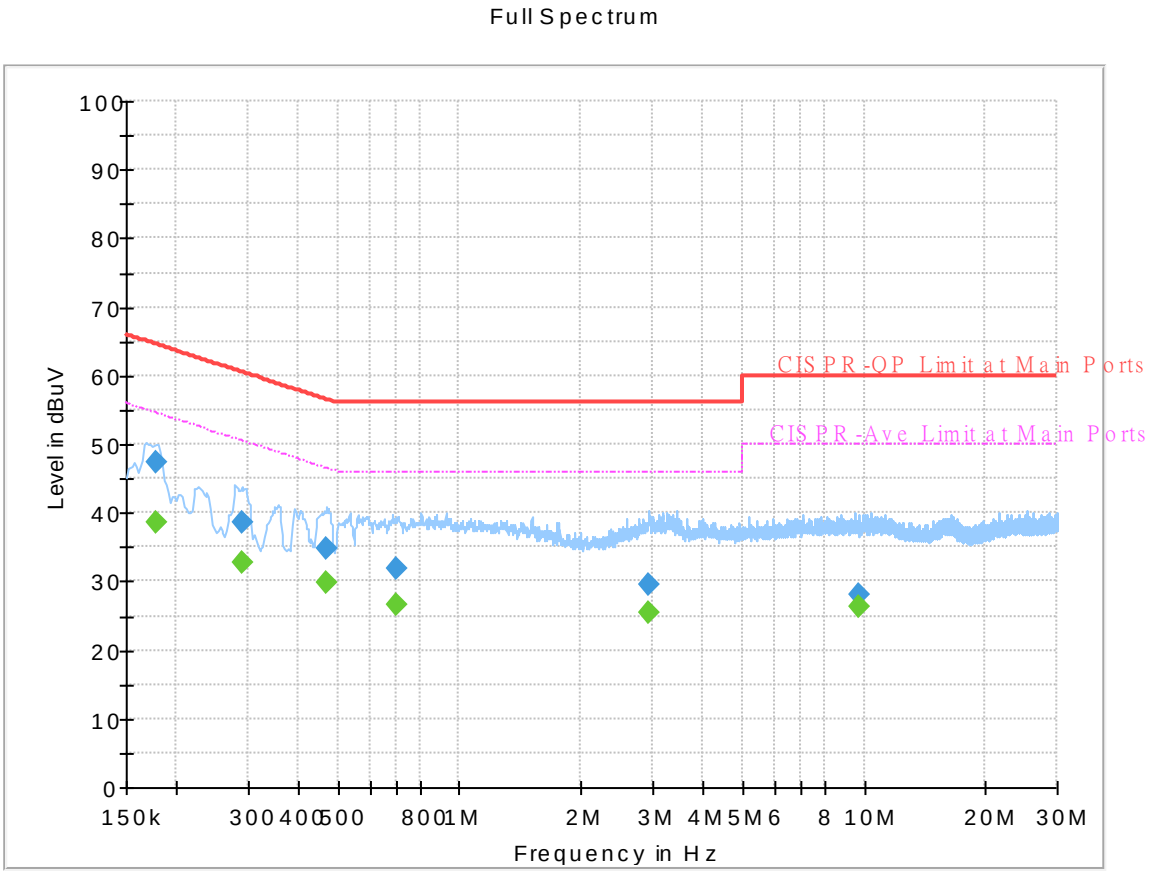

Final_Result

Frequency (MHz)	QuasiPeak (dBuV)	CAverage (dBuV)	Limit (dBuV)	Margin (dB)	Line	Filter	Corr. (dB)
0.177000	---	38.52	54.63	16.11	N	OFF	19.9
0.177000	47.40	---	64.63	17.23	N	OFF	19.9
0.289500	---	32.81	50.54	17.73	N	OFF	19.9
0.289500	38.49	---	60.54	22.05	N	OFF	19.9
0.469500	---	29.71	46.52	16.81	N	OFF	19.9
0.469500	34.83	---	56.52	21.69	N	OFF	19.9
0.696750	---	26.62	46.00	19.38	N	OFF	19.9
0.696750	32.02	---	56.00	23.98	N	OFF	19.9
2.940000	---	25.38	46.00	20.62	N	OFF	20.0
2.940000	29.39	---	56.00	26.61	N	OFF	20.0
9.672000	---	26.24	50.00	23.76	N	OFF	20.2
9.672000	28.13	---	60.00	31.87	N	OFF	20.2

Appendix C. Radiated Spurious Emission

Test Engineer :	Bank Lin, LU WEN-KAI and Karl Hou	Temperature :	21.5~25.6°C
		Relative Humidity :	45.1~66.9%

Band 5 - 5925~6425MHz

WIFI 802.11a (Band Edge @ 3m)

WIFI Ant.	Note	Frequency	Level	Margin	Limit Line	Read Level	Antenna Factor	Path Loss	Preamp Factor	Ant Pos	Table Pos	Peak Avg.	Pol.
6+7		(MHz)	(dBμV/m)	(dB)	(dBμV/m)	(dBμV)	(dB/m)	(dB)	(dB)	(cm)	(deg)	(P/A)	(H/V)
802.11a CH 01 5955MHz		5914.46	54.87	-33.33	88.2	41.67	34	13.75	34.55	223	4	P	H
		5923.28	46.33	-21.87	68.2	33.13	34	13.76	34.56	223	4	A	H
	*	5955	117.36	-	-	104.15	34.02	13.78	34.59	223	4	P	H
	*	5955	110.23	-	-	97.02	34.02	13.78	34.59	223	4	A	H
													H
													H
		5913.9	54.36	-33.84	88.2	41.16	34	13.75	34.55	100	320	P	V
		5923.28	44.22	-23.98	68.2	31.02	34	13.76	34.56	100	320	A	V
	*	5955	112.29	-	-	99.08	34.02	13.78	34.59	100	320	P	V
	*	5955	105.46	-	-	92.25	34.02	13.78	34.59	100	320	A	V
													V
													V
Remark	1. No other spurious found. 2. All results are PASS against Peak and Average limit line.												

Band 5 5925~6425MHz

WIFI 802.11a (Harmonic @ 3m)

WIFI Ant. 6+7	Note	Frequency (MHz)	Level (dBμV/m)	Margin (dB)	Limit Line (dBμV/m)	Read Level (dBμV)	Antenna Factor (dB/m)	Path Loss (dB)	Preamp Factor (dB)	Ant Pos (cm)	Table Pos (deg)	Peak Avg. (P/A)	Pol. (H/V)
802.11a CH 01 5955MHz		11910	52.55	-21.45	74	33.19	39.22	20.55	40.41	-	-	P	H
		11910	41.68	-12.32	54	22.32	39.22	20.55	40.41	-	-	A	H
		17865	55.69	-18.31	74	35.18	41.33	25.18	46	-	-	P	H
		17865	44.38	-9.62	54	23.87	41.33	25.18	46	-	-	A	H
													H
													H
													H
													H
													H
													H
													H
													H
		11910	52.64	-21.36	74	33.28	39.22	20.55	40.41	-	-	P	V
		11910	41.51	-12.49	54	22.15	39.22	20.55	40.41	-	-	A	V
		17865	55.43	-18.57	74	34.92	41.33	25.18	46	-	-	P	V
		17865	44.58	-9.42	54	24.07	41.33	25.18	46	-	-	A	V
													V
													V
													V
													V
													V
													V
													V
													V

WIFI Ant. 6+7	Note	Frequency (MHz)	Level (dBμV/m)	Margin (dB)	Limit Line (dBμV/m)	Read Level (dBμV)	Antenna Factor (dB/m)	Path Loss (dB)	Preamp Factor (dB)	Ant Pos (cm)	Table Pos (deg)	Peak Avg. (P/A)	Pol. (H/V)
802.11a CH 49 6195MHz		12390	54.42	-19.58	74	33.81	40.16	20.98	40.53	-	-	P	H
		12390	42.98	-11.02	54	22.37	40.16	20.98	40.53	-	-	A	H
		18585	43.42	-30.58	74	54.31	38	15.51	64.4	-	-	P	H
													H
													H
													H
													H
													H
													H
													H
													H
													H
		12390	53.95	-20.05	74	33.34	40.16	20.98	40.53	-	-	P	V
		12390	43.04	-10.96	54	22.43	40.16	20.98	40.53	-	-	A	V
		18585	39.1	-34.9	74	49.99	38	15.51	64.4	-	-	P	V
													V
													V
													V
													V
													V
													V
													V
													V
													V

WIFI Ant. 6+7	Note	Frequency (MHz)	Level (dBμV/m)	Margin (dB)	Limit Line (dBμV/m)	Read Level (dBμV)	Antenna Factor (dB/m)	Path Loss (dB)	Preamp Factor (dB)	Ant Pos (cm)	Table Pos (deg)	Peak Avg. (P/A)	Pol. (H/V)
802.11a CH 93 6415MHz		12830	53.98	-34.22	88.2	32.06	41.16	21.39	40.63	-	-	P	H
		19245	39.12	-34.88	74	49.09	37.89	15.99	63.85	-	-	P	H
													H
													H
													H
													H
													H
													H
													H
													H
													H
													H
		12830	53.81	-34.39	88.2	31.89	41.16	21.39	40.63	-	-	P	V
		19245	39.29	-34.71	74	49.26	37.89	15.99	63.85	-	-	P	V
													V
													V
													V
													V
													V
													V
													V
													V
													V
													V
Remark	1. No other spurious found. 2. All results are PASS against Peak and Average limit line. 3. The emission position marked as "-" means no suspected emission found with sufficient margin against limit line or noise floor only.												

Band 5 5925~6425MHz

WIFI 802.11ax HE20 Full (Band Edge @ 3m)

WIFI Ant. 6+7	Note	Frequency (MHz)	Level (dBμV/m)	Margin (dB)	Limit Line (dBμV/m)	Read Level (dBμV)	Antenna Factor (dB/m)	Path Loss (dB)	Preamp Factor (dB)	Ant Pos (cm)	Table Pos (deg)	Peak Avg. (P/A)	Pol. (H/V)
802.11ax HE20 Full CH 01 5955MHz		5924.12	56.93	-31.27	88.2	43.73	34	13.76	34.56	225	5	P	H
		5924.82	48.66	-19.54	68.2	35.46	34	13.76	34.56	225	5	A	H
	*	5955	116.2	-	-	102.99	34.02	13.78	34.59	225	5	P	H
	*	5955	108.32	-	-	95.11	34.02	13.78	34.59	225	5	A	H
													H
													H
		5923.7	54.61	-33.59	88.2	41.41	34	13.76	34.56	100	311	P	V
		5924.68	46.84	-21.36	68.2	33.64	34	13.76	34.56	100	311	A	V
	*	5955	111.84	-	-	98.63	34.02	13.78	34.59	100	311	P	V
	*	5955	104.3	-	-	91.09	34.02	13.78	34.59	100	311	A	V
													V
													V
Remark	1. No other spurious found. 2. All results are PASS against Peak and Average limit line.												

Band 5 5925~6425MHz

WIFI 802.11ax HE20 Full (Harmonic @ 3m)

WIFI Ant. 6+7	Note	Frequency (MHz)	Level (dBμV/m)	Margin (dB)	Limit Line (dBμV/m)	Read Level (dBμV)	Antenna Factor (dB/m)	Path Loss (dB)	Preamp Factor (dB)	Ant Pos (cm)	Table Pos (deg)	Peak Avg. (P/A)	Pol. (H/V)
		11910	52.66	-21.34	74	33.3	39.22	20.55	40.41	-	-	P	H
		11910	42.22	-11.78	54	22.86	39.22	20.55	40.41	-	-	A	H
		17865	55.79	-18.21	74	35.28	41.33	25.18	46	-	-	P	H
		17865	44.92	-9.08	54	24.41	41.33	25.18	46	-	-	A	H
													H
													H
													H
													H
													H
													H
802.11ax													H
HE20 Full													H
CH 01		11910	52.61	-21.39	74	33.25	39.22	20.55	40.41	-	-	P	V
5955MHz		11910	42.06	-11.94	54	22.7	39.22	20.55	40.41	-	-	A	V
		17865	56.4	-17.6	74	35.89	41.33	25.18	46	-	-	P	V
		17865	45.02	-8.98	54	24.51	41.33	25.18	46	-	-	A	V
													V
													V
													V
													V
													V
													V
													V
													V

WIFI Ant. 6+7	Note	Frequency (MHz)	Level (dBμV/m)	Margin (dB)	Limit Line (dBμV/m)	Read Level (dBμV)	Antenna Factor (dB/m)	Path Loss (dB)	Preamp Factor (dB)	Ant Pos (cm)	Table Pos (deg)	Peak Avg. (P/A)	Pol. (H/V)
		12390	53.73	-20.27	74	33.12	40.16	20.98	40.53	-	-	P	H
		12390	42.86	-11.14	54	22.25	40.16	20.98	40.53	-	-	A	H
		18585	39.05	-34.95	74	49.94	38	15.51	64.4	-	-	P	H
													H
													H
													H
													H
													H
													H
													H
802.11ax													H
HE20 Full													H
CH 49		12390	53.42	-20.58	74	32.81	40.16	20.98	40.53	-	-	P	V
6195MHz		12390	43.08	-10.92	54	22.47	40.16	20.98	40.53	-	-	A	V
		18585	39.49	-34.51	74	50.38	38	15.51	64.4	-	-	P	V
													V
													V
													V
													V
													V
													V
													V
													V
													V

WIFI Ant. 6+7	Note	Frequency (MHz)	Level (dBμV/m)	Margin (dB)	Limit Line (dBμV/m)	Read Level (dBμV)	Antenna Factor (dB/m)	Path Loss (dB)	Preamp Factor (dB)	Ant Pos (cm)	Table Pos (deg)	Peak Avg. (P/A)	Pol. (H/V)
		12830	53.21	-34.99	88.2	31.29	41.16	21.39	40.63	-	-	P	H
		19245	38.86	-35.14	74	48.83	37.89	15.99	63.85	-	-	P	H
													H
													H
													H
													H
													H
													H
													H
													H
802.11ax													H
HE20 Full													H
CH 93		12830	53.22	-34.98	88.2	31.3	41.16	21.39	40.63	-	-	P	V
6415MHz		19245	39.57	-34.43	74	49.54	37.89	15.99	63.85	-	-	P	V
													V
													V
													V
													V
													V
													V
													V
													V
													V
													V

Remark

1. No other spurious found.
2. All results are PASS against Peak and Average limit line.
3. The emission position marked as "-" means no suspected emission found with sufficient margin against limit line or noise floor only.

Band 5 5925~6425MHz

WIFI 802.11ax HE20 Partial 106 (Band Edge @ 3m)

WIFI Ant. 6+7	Note	Frequency (MHz)	Level (dBμV/m)	Margin (dB)	Limit Line (dBμV/m)	Read Level (dBμV)	Antenna Factor (dB/m)	Path Loss (dB)	Preamp Factor (dB)	Ant Pos (cm)	Table Pos (deg)	Peak Avg. (P/A)	Pol. (H/V)
802.11ax HE20 Partial 106/53 CH 01 5955MHz		5910.96	56	-32.2	88.2	42.8	34	13.75	34.55	189	2	P	H
		5911.52	47.15	-21.05	68.2	33.95	34	13.75	34.55	189	2	A	H
	*	5955	119.96	-	-	106.75	34.02	13.78	34.59	189	2	P	H
	*	5955	112.38	-	-	99.17	34.02	13.78	34.59	189	2	A	H
													H
													H
		5910.96	53.15	-35.05	88.2	39.95	34	13.75	34.55	100	92	P	V
		5910.26	44.52	-23.68	68.2	31.32	34	13.75	34.55	100	92	A	V
	*	5955	115.54	-	-	102.33	34.02	13.78	34.59	100	92	P	V
	*	5955	108.54	-	-	95.33	34.02	13.78	34.59	100	92	A	V
													V
													V
Remark	1. No other spurious found. 2. All results are PASS against Peak and Average limit line.												

Band 5 5925~6425MHz

WIFI 802.11ax HE40 Full (Band Edge @ 3m)

WIFI Ant. 6+7	Note	Frequency (MHz)	Level (dBμV/m)	Margin (dB)	Limit Line (dBμV/m)	Read Level (dBμV)	Antenna Factor (dB/m)	Path Loss (dB)	Preamp Factor (dB)	Ant Pos (cm)	Table Pos (deg)	Peak Avg. (P/A)	Pol. (H/V)
802.11ax HE40 Full CH 03 5965MHz		5924.04	74.89	-13.31	88.2	61.69	34	13.76	34.56	225	4	P	H
		5924.92	64.22	-3.98	68.2	51.02	34	13.76	34.56	225	4	A	H
	*	5965	117.36	-	-	104.1	34.06	13.79	34.59	225	4	P	H
	*	5965	108.9	-	-	95.64	34.06	13.79	34.59	225	4	A	H
													H
													H
		5923.4	73.6	-14.6	88.2	60.4	34	13.76	34.56	100	302	P	V
		5924.44	62.41	-5.79	68.2	49.21	34	13.76	34.56	100	302	A	V
	*	5965	112.35	-	-	99.09	34.06	13.79	34.59	100	302	P	V
	*	5965	104.87	-	-	91.61	34.06	13.79	34.59	100	302	A	V
													V
													V
Remark	1. No other spurious found. 2. All results are PASS against Peak and Average limit line.												

Band 5 5925~6425MHz

WIFI 802.11ax HE40 Full (Harmonic @ 3m)

WIFI Ant. 6+7	Note	Frequency (MHz)	Level (dBμV/m)	Margin (dB)	Limit Line (dBμV/m)	Read Level (dBμV)	Antenna Factor (dB/m)	Path Loss (dB)	Preamp Factor (dB)	Ant Pos (cm)	Table Pos (deg)	Peak Avg. (P/A)	Pol. (H/V)
		11930	51.85	-22.15	74	32.46	39.26	20.57	40.44	-	-	P	H
		11930	42.31	-11.69	54	22.92	39.26	20.57	40.44	-	-	A	H
		17895	55.52	-18.48	74	34.89	41.39	25.2	45.96	-	-	P	H
		17895	45.21	-8.79	54	24.58	41.39	25.2	45.96	-	-	A	H
													H
													H
													H
													H
													H
													H
802.11ax													H
HE40 Full													H
CH 03		11930	52.61	-21.39	74	33.22	39.26	20.57	40.44	-	-	P	V
5965MHz		11930	42.04	-11.96	54	22.65	39.26	20.57	40.44	-	-	A	V
		17895	55.59	-18.41	74	34.96	41.39	25.2	45.96	-	-	P	V
		17895	45.02	-8.98	54	24.39	41.39	25.2	45.96	-	-	A	V
													V
													V
													V
													V
													V
													V
													V
													V

WIFI Ant. 6+7	Note	Frequency (MHz)	Level (dBμV/m)	Margin (dB)	Limit Line (dBμV/m)	Read Level (dBμV)	Antenna Factor (dB/m)	Path Loss (dB)	Preamp Factor (dB)	Ant Pos (cm)	Table Pos (deg)	Peak Avg. (P/A)	Pol. (H/V)
		12410	53.14	-20.86	74	32.47	40.2	21	40.53	-	-	P	H
		12410	43.6	-10.4	54	22.93	40.2	21	40.53	-	-	A	H
		18615	43.4	-30.6	74	54.23	38	15.53	64.36	-	-	P	H
													H
													H
													H
													H
													H
													H
													H
802.11ax													H
HE40 Full													H
CH 51		12410	53.22	-20.78	74	32.55	40.2	21	40.53	-	-	P	V
6205MHz		12410	43.35	-10.65	54	22.68	40.2	21	40.53	-	-	A	V
		18615	42.56	-31.44	74	53.39	38	15.53	64.36	-	-	P	V
													V
													V
													V
													V
													V
													V
													V
													V
													V

WIFI Ant. 6+7	Note	Frequency (MHz)	Level (dBμV/m)	Margin (dB)	Limit Line (dBμV/m)	Read Level (dBμV)	Antenna Factor (dB/m)	Path Loss (dB)	Preamp Factor (dB)	Ant Pos (cm)	Table Pos (deg)	Peak Avg. (P/A)	Pol. (H/V)
		12810	53.07	-35.13	88.2	31.2	41.12	21.38	40.63	-	-	P	H
		19215	45.04	-28.96	74	55.1	37.83	15.97	63.86	-	-	P	H
													H
													H
													H
													H
													H
													H
													H
													H
802.11ax													H
HE40 Full													H
CH 91		12810	53.42	-34.78	88.2	31.55	41.12	21.38	40.63	-	-	P	V
6405MHz		19215	40.6	-33.4	74	50.66	37.83	15.97	63.86	-	-	P	V
													V
													V
													V
													V
													V
													V
													V
													V
													V
													V
Remark	1. No other spurious found. 2. All results are PASS against Peak and Average limit line. 3. The emission position marked as "-" means no suspected emission found with sufficient margin against limit line or noise floor only.												

Band 5 5925~6425MHz

WIFI 802.11ax HE40 Partial 242 (Band Edge @ 3m)

WIFI Ant. 6+7	Note	Frequency (MHz)	Level (dBμV/m)	Margin (dB)	Limit Line (dBμV/m)	Read Level (dBμV)	Antenna Factor (dB/m)	Path Loss (dB)	Preamp Factor (dB)	Ant Pos (cm)	Table Pos (deg)	Peak Avg. (P/A)	Pol. (H/V)
802.11ax HE40 Partial 242/61 CH 03 5965MHz		5918.52	69.53	-18.67	88.2	56.34	34	13.75	34.56	218	0	P	H
		5923.16	56.34	-11.86	68.2	43.14	34	13.76	34.56	218	0	A	H
	*	5965	116.43	-	-	103.17	34.06	13.79	34.59	218	0	P	H
	*	5965	108.5	-	-	95.24	34.06	13.79	34.59	218	0	A	H
													H
													H
		5922.92	70.37	-17.83	88.2	57.17	34	13.76	34.56	100	301	P	V
		5923.32	53.66	-14.54	68.2	40.46	34	13.76	34.56	100	301	A	V
	*	5965	113.07	-	-	99.81	34.06	13.79	34.59	100	301	P	V
	*	5965	104.86	-	-	91.6	34.06	13.79	34.59	100	301	A	V
													V
													V
Remark	1. No other spurious found. 2. All results are PASS against Peak and Average limit line.												

Band 5 5925~6425MHz

WIFI 802.11ax HE80 Full (Band Edge @ 3m)

WIFI Ant. 6+7	Note	Frequency (MHz)	Level (dBμV/m)	Margin (dB)	Limit Line (dBμV/m)	Read Level (dBμV)	Antenna Factor (dB/m)	Path Loss (dB)	Preamp Factor (dB)	Ant Pos (cm)	Table Pos (deg)	Peak Avg. (P/A)	Pol. (H/V)
802.11ax HE80 Full CH 07 5985MHz		5920.68	67.93	-20.27	88.2	54.74	34	13.75	34.56	239	3	P	H
		5924.84	59.47	-8.73	68.2	46.27	34	13.76	34.56	239	3	A	H
	*	5985	112.15	-	-	98.82	34.14	13.8	34.61	239	3	P	H
	*	5985	104.07	-	-	90.74	34.14	13.8	34.61	239	3	A	H
													H
													H
		5923.24	64.24	-23.96	88.2	51.04	34	13.76	34.56	100	310	P	V
		5924.84	55.76	-12.44	68.2	42.56	34	13.76	34.56	100	310	A	V
	*	5985	107.15	-	-	93.82	34.14	13.8	34.61	100	310	P	V
	*	5985	98.94	-	-	85.61	34.14	13.8	34.61	100	310	A	V
													V
													V
Remark	1. No other spurious found. 2. All results are PASS against Peak and Average limit line.												

Band 5 5925~6425MHz

WIFI 802.11ax HE80 Full (Harmonic @ 3m)

WIFI Ant. 6+7	Note	Frequency (MHz)	Level (dBμV/m)	Margin (dB)	Limit Line (dBμV/m)	Read Level (dBμV)	Antenna Factor (dB/m)	Path Loss (dB)	Preamp Factor (dB)	Ant Pos (cm)	Table Pos (deg)	Peak Avg. (P/A)	Pol. (H/V)
		11970	52.43	-21.57	74	32.98	39.34	20.59	40.48	-	-	P	H
		11970	42.15	-11.85	54	22.7	39.34	20.59	40.48	-	-	A	H
		17955	56.46	-17.54	74	35.46	41.62	25.25	45.87	-	-	P	H
		17955	45.33	-8.67	54	24.33	41.62	25.25	45.87	-	-	A	H
													H
													H
													H
													H
													H
													H
802.11ax													H
HE80 Full													H
CH 07		11970	52.12	-21.88	74	32.67	39.34	20.59	40.48	-	-	P	V
5985MHz		11970	41.92	-12.08	54	22.47	39.34	20.59	40.48	-	-	A	V
		17955	55.82	-18.18	74	34.82	41.62	25.25	45.87	-	-	P	V
		17955	45.39	-8.61	54	24.39	41.62	25.25	45.87	-	-	A	V
													V
													V
													V
													V
													V
													V
													V
													V

WIFI Ant. 6+7	Note	Frequency (MHz)	Level (dBμV/m)	Margin (dB)	Limit Line (dBμV/m)	Read Level (dBμV)	Antenna Factor (dB/m)	Path Loss (dB)	Preamp Factor (dB)	Ant Pos (cm)	Table Pos (deg)	Peak Avg. (P/A)	Pol. (H/V)
		12450	53.49	-20.51	74	32.79	40.2	21.04	40.54	-	-	P	H
		12450	43.34	-10.66	54	22.64	40.2	21.04	40.54	-	-	A	H
		18675	39.49	-34.51	74	50.35	37.85	15.58	64.29	-	-	P	H
													H
													H
													H
													H
													H
													H
													H
802.11ax													H
HE80 Full													H
CH 55		12450	53.35	-20.65	74	32.65	40.2	21.04	40.54	-	-	P	V
6225MHz		12450	43.27	-10.73	54	22.57	40.2	21.04	40.54	-	-	A	V
		18675	39.7	-34.3	74	50.56	37.85	15.58	64.29	-	-	P	V
													V
													V
													V
													V
													V
													V
													V
													V
													V

WIFI Ant. 6+7	Note	Frequency (MHz)	Level (dBμV/m)	Margin (dB)	Limit Line (dBμV/m)	Read Level (dBμV)	Antenna Factor (dB/m)	Path Loss (dB)	Preamp Factor (dB)	Ant Pos (cm)	Table Pos (deg)	Peak Avg. (P/A)	Pol. (H/V)
		12770	53.48	-34.72	88.2	31.77	40.98	21.35	40.62	-	-	P	H
		19155	40.04	-33.96	74	49.83	38.16	15.92	63.87	-	-	P	H
													H
													H
													H
													H
													H
													H
													H
													H
802.11ax													H
HE80 Full													H
CH 87		12770	53.04	-35.16	88.2	31.33	40.98	21.35	40.62	-	-	P	V
6385MHz		19155	39.62	-34.38	74	49.41	38.16	15.92	63.87	-	-	P	V
													V
													V
													V
													V
													V
													V
													V
													V
													V
													V
Remark	1. No other spurious found. 2. All results are PASS against Peak and Average limit line. 3. The emission position marked as "-" means no suspected emission found with sufficient margin against limit line or noise floor only.												

Band 5 5925~6425MHz

WIFI 802.11ax HE80 Partial 484 (Band Edge @ 3m)

WIFI Ant. 6+7	Note	Frequency (MHz)	Level (dBμV/m)	Margin (dB)	Limit Line (dBμV/m)	Read Level (dBμV)	Antenna Factor (dB/m)	Path Loss (dB)	Preamp Factor (dB)	Ant Pos (cm)	Table Pos (deg)	Peak Avg. (P/A)	Pol. (H/V)
802.11ax HE80 Partial 484/65 CH 07 5985MHz		5923.08	76.42	-11.78	88.2	63.22	34	13.76	34.56	223	0	P	H
		5920.52	62.19	-6.01	68.2	49	34	13.75	34.56	223	0	A	H
	*	5985	114.29	-	-	100.96	34.14	13.8	34.61	223	0	P	H
	*	5985	106.03	-	-	92.7	34.14	13.8	34.61	223	0	A	H
													H
													H
		5923.08	76.21	-11.99	88.2	63.01	34	13.76	34.56	100	96	P	V
		5920.36	59.43	-8.77	68.2	46.24	34	13.75	34.56	100	96	A	V
	*	5985	111.22	-	-	97.89	34.14	13.8	34.61	100	96	P	V
	*	5985	102.84	-	-	89.51	34.14	13.8	34.61	100	96	A	V
													V
													V
Remark	1. No other spurious found. 2. All results are PASS against Peak and Average limit line.												

Band 5 5925~6425MHz

WIFI 802.11ax HE160 Full (Band Edge @ 3m)

WIFI Ant. 6+7	Note	Frequency (MHz)	Level (dBμV/m)	Margin (dB)	Limit Line (dBμV/m)	Read Level (dBμV)	Antenna Factor (dB/m)	Path Loss (dB)	Preamp Factor (dB)	Ant Pos (cm)	Table Pos (deg)	Peak Avg. (P/A)	Pol. (H/V)
802.11ax HE160 Full CH 15 6025MHz		5924.52	69.01	-19.19	88.2	55.81	34	13.76	34.56	233	7	P	H
		5922.28	59.82	-8.38	68.2	46.62	34	13.76	34.56	233	7	A	H
	*	6025	111.08	-	-	97.67	34.2	13.85	34.64	233	7	P	H
	*	6025	101.86	-	-	88.45	34.2	13.85	34.64	233	7	A	H
													H
													H
		5917.8	65.37	-22.83	88.2	52.18	34	13.75	34.56	100	90	P	V
		5922.6	57.61	-10.59	68.2	44.41	34	13.76	34.56	100	90	A	V
	*	6025	107.98	-	-	94.57	34.2	13.85	34.64	100	90	P	V
	*	6025	98.54	-	-	85.13	34.2	13.85	34.64	100	90	A	V
													V
													V
Remark	1. No other spurious found. 2. All results are PASS against Peak and Average limit line.												

Band 5 5925~6425MHz

WIFI 802.11ax HE80 Full (Harmonic @ 3m)

WIFI Ant. 6+7	Note	Frequency (MHz)	Level (dBμV/m)	Margin (dB)	Limit Line (dBμV/m)	Read Level (dBμV)	Antenna Factor (dB/m)	Path Loss (dB)	Preamp Factor (dB)	Ant Pos (cm)	Table Pos (deg)	Peak Avg. (P/A)	Pol. (H/V)
		12050	53.13	-20.87	74	33.48	39.5	20.66	40.51	-	-	P	H
		12050	42.62	-11.38	54	22.97	39.5	20.66	40.51	-	-	A	H
		18075	39.11	-34.89	74	50.69	37.5	15.16	64.24	-	-	P	H
													H
													H
													H
													H
													H
													H
													H
802.11ax													H
HE160 Full													H
CH 15		12050	52.2	-21.8	74	32.55	39.5	20.66	40.51	-	-	P	V
6025MHz		12050	42.39	-11.61	54	22.74	39.5	20.66	40.51	-	-	A	V
		18075	40.39	-33.61	74	51.97	37.5	15.16	64.24	-	-	P	V
													V
													V
													V
													V
													V
													V
													V
													V
													V

WIFI Ant. 6+7	Note	Frequency (MHz)	Level (dBµV/m)	Margin (dB)	Limit Line (dBµV/m)	Read Level (dBµV)	Antenna Factor (dB/m)	Path Loss (dB)	Preamp Factor (dB)	Ant Pos (cm)	Table Pos (deg)	Peak Avg. (P/A)	Pol. (H/V)
		12370	54.29	-19.71	74	33.77	40.08	20.97	40.53	-	-	P	H
		12370	43.26	-10.74	54	22.74	40.08	20.97	40.53	-	-	A	H
		18555	39.8	-34.2	74	50.74	38	15.49	64.43	-	-	P	H
													H
													H
													H
													H
													H
													H
													H
802.11ax													H
HE160 Full													H
CH 47		12370	53.08	-20.92	74	32.56	40.08	20.97	40.53	-	-	P	V
6185MHz		12370	42.86	-11.14	54	22.34	40.08	20.97	40.53	-	-	A	V
		18555	39.79	-34.21	74	50.73	38	15.49	64.43	-	-	P	V
													V
													V
													V
													V
													V
													V
													V
													V
													V

WIFI Ant. 6+7	Note	Frequency (MHz)	Level (dBμV/m)	Margin (dB)	Limit Line (dBμV/m)	Read Level (dBμV)	Antenna Factor (dB/m)	Path Loss (dB)	Preamp Factor (dB)	Ant Pos (cm)	Table Pos (deg)	Peak Avg. (P/A)	Pol. (H/V)
		12690	55.06	-18.94	74	33.61	40.78	21.26	40.59	-	-	P	H
		12690	44.3	-9.7	54	22.85	40.78	21.26	40.59	-	-	A	H
		19035	40.66	-33.34	74	50.61	38.11	15.83	63.89	-	-	P	H
													H
													H
													H
													H
													H
													H
													H
802.11ax													H
HE160 Full													H
CH 79		12690	54.87	-19.13	74	33.42	40.78	21.26	40.59	-	-	P	V
6345MHz		12690	44.31	-9.69	54	22.86	40.78	21.26	40.59	-	-	A	V
		19035	38.95	-35.05	74	48.9	38.11	15.83	63.89	-	-	P	V
													V
													V
													V
													V
													V
													V
													V
													V
													V

Remark

1. No other spurious found.
2. All results are PASS against Peak and Average limit line.
3. The emission position marked as "-" means no suspected emission found with sufficient margin against limit line or noise floor only.

Band 5 5925~6425MHz

WIFI 802.11ax HE160 Partial 996 (Band Edge @ 3m)

WIFI Ant. 6+7	Note	Frequency (MHz)	Level (dBμV/m)	Margin (dB)	Limit Line (dBμV/m)	Read Level (dBμV)	Antenna Factor (dB/m)	Path Loss (dB)	Preamp Factor (dB)	Ant Pos (cm)	Table Pos (deg)	Peak Avg. (P/A)	Pol. (H/V)
802.11ax HE160 Partial 996/67 CH 15 6025MHz		5898.28	76.82	-11.38	88.2	63.62	34	13.74	34.54	217	0	P	H
		5920.36	64.44	-3.76	68.2	51.25	34	13.75	34.56	217	0	A	H
	*	6025	110.84	-	-	97.43	34.2	13.85	34.64	217	0	P	H
	*	6025	102.67	-	-	89.26	34.2	13.85	34.64	217	0	A	H
													H
													H
		5898.92	73.49	-14.71	88.2	60.29	34	13.74	34.54	100	94	P	V
		5920.36	62.01	-6.19	68.2	48.82	34	13.75	34.56	100	94	A	V
	*	6025	109.14	-	-	95.73	34.2	13.85	34.64	100	94	P	V
	*	6025	99.95	-	-	86.54	34.2	13.85	34.64	100	94	A	V
													V
													V
Remark	1. No other spurious found. 2. All results are PASS against Peak and Average limit line.												

Band 6 6425~6525MHz

WIFI 802.11a (Harmonic @ 3m)

WIFI Ant. 6+7	Note	Frequency (MHz)	Level (dBμV/m)	Margin (dB)	Limit Line (dBμV/m)	Read Level (dBμV)	Antenna Factor (dB/m)	Path Loss (dB)	Preamp Factor (dB)	Ant Pos (cm)	Table Pos (deg)	Peak Avg. (P/A)	Pol. (H/V)
		12870	53.94	-34.26	88.2	31.94	41.2	21.44	40.64	-	-	P	H
		19305	39.7	-34.3	74	49.31	38.19	16.04	63.84	-	-	P	H
													H
													H
													H
													H
													H
													H
													H
													H
													H
													H
802.11a CH 97 6435MHz		12870	54.05	-34.15	88.2	32.05	41.2	21.44	40.64	-	-	P	V
		19305	40.38	-33.62	74	49.99	38.19	16.04	63.84	-	-	P	V
													V
													V
													V
													V
													V
													V
													V
													V
													V
													V

WIFI Ant. 6+7	Note	Frequency (MHz)	Level (dBμV/m)	Margin (dB)	Limit Line (dBμV/m)	Read Level (dBμV)	Antenna Factor (dB/m)	Path Loss (dB)	Preamp Factor (dB)	Ant Pos (cm)	Table Pos (deg)	Peak Avg. (P/A)	Pol. (H/V)
		12950	54.28	-33.92	88.2	32.14	41.3	21.51	40.67	-	-	P	H
		19425	40.39	-33.61	74	50.21	37.85	16.14	63.81	-	-	P	H
													H
													H
													H
													H
													H
													H
													H
													H
													H
802.11a CH 105 6475MHz													H
		12950	54.09	-34.11	88.2	31.95	41.3	21.51	40.67	-	-	P	V
		19425	40.18	-33.82	74	50	37.85	16.14	63.81	-	-	P	V
													V
													V
													V
													V
													V
													V
													V
													V
													V
													V

WIFI Ant. 6+7	Note	Frequency (MHz)	Level (dBμV/m)	Margin (dB)	Limit Line (dBμV/m)	Read Level (dBμV)	Antenna Factor (dB/m)	Path Loss (dB)	Preamp Factor (dB)	Ant Pos (cm)	Table Pos (deg)	Peak Avg. (P/A)	Pol. (H/V)
802.11a CH 113 6515MHz		13030	53.42	-34.78	88.2	31.49	41.08	21.58	40.73	-	-	P	H
		19545	39.44	-34.56	74	48.81	38.16	16.23	63.76	-	-	P	H
													H
													H
													H
													H
													H
													H
													H
													H
													H
													H
		13030	54	-34.2	88.2	32.07	41.08	21.58	40.73	-	-	P	V
		19545	39.61	-34.39	74	48.98	38.16	16.23	63.76	-	-	P	V
													V
													V
													V
													V
													V
													V
													V
													V
													V
													V
Remark	1. No other spurious found. 2. All results are PASS against Peak and Average limit line. 3. The emission position marked as "-" means no suspected emission found with sufficient margin against limit line or noise floor only.												

Band 6 6425~6525MHz

WIFI 802.11ax HE20 Full (Harmonic @ 3m)

WIFI Ant. 6+7	Note	Frequency (MHz)	Level (dBμV/m)	Margin (dB)	Limit Line (dBμV/m)	Read Level (dBμV)	Antenna Factor (dB/m)	Path Loss (dB)	Preamp Factor (dB)	Ant Pos (cm)	Table Pos (deg)	Peak Avg. (P/A)	Pol. (H/V)
		12870	54.53	-33.67	88.2	32.53	41.2	21.44	40.64	-	-	P	H
		19305	39.64	-34.36	74	49.25	38.19	16.04	63.84	-	-	P	H
													H
													H
													H
													H
													H
													H
													H
													H
802.11ax													H
HE20 Full													H
CH 97		12870	54.35	-33.85	88.2	32.35	41.2	21.44	40.64	-	-	P	V
6435MHz		19305	40.07	-33.93	74	49.68	38.19	16.04	63.84	-	-	P	V
													V
													V
													V
													V
													V
													V
													V
													V
													V
													V

WIFI Ant. 6+7	Note	Frequency (MHz)	Level (dBμV/m)	Margin (dB)	Limit Line (dBμV/m)	Read Level (dBμV)	Antenna Factor (dB/m)	Path Loss (dB)	Preamp Factor (dB)	Ant Pos (cm)	Table Pos (deg)	Peak Avg. (P/A)	Pol. (H/V)
		12950	54.53	-33.67	88.2	32.39	41.3	21.51	40.67	-	-	P	H
		19425	38.9	-35.1	74	48.72	37.85	16.14	63.81	-	-	P	H
													H
													H
													H
													H
													H
													H
													H
													H
802.11ax													H
HE20 Full													H
CH 105		12950	54.17	-34.03	88.2	32.03	41.3	21.51	40.67	-	-	P	V
6475MHz		19425	39.28	-34.72	74	49.1	37.85	16.14	63.81	-	-	P	V
													V
													V
													V
													V
													V
													V
													V
													V
													V
													V

WIFI Ant. 6+7	Note	Frequency (MHz)	Level (dBμV/m)	Margin (dB)	Limit Line (dBμV/m)	Read Level (dBμV)	Antenna Factor (dB/m)	Path Loss (dB)	Preamp Factor (dB)	Ant Pos (cm)	Table Pos (deg)	Peak Avg. (P/A)	Pol. (H/V)
		13030	53.69	-34.51	88.2	31.76	41.08	21.58	40.73	-	-	P	H
		19545	39.43	-34.57	74	48.8	38.16	16.23	63.76	-	-	P	H
													H
													H
													H
													H
													H
													H
													H
													H
802.11ax													H
HE20 Full													H
CH 113		13030	54.09	-34.11	88.2	32.16	41.08	21.58	40.73	-	-	P	V
6515MHz		19545	40.2	-33.8	74	49.57	38.16	16.23	63.76	-	-	P	V
													V
													V
													V
													V
													V
													V
													V
													V
													V
													V
Remark	1. No other spurious found. 2. All results are PASS against Peak and Average limit line. 3. The emission position marked as "-" means no suspected emission found with sufficient margin against limit line or noise floor only.												

Band 6 6425~6525MHz

WIFI 802.11ax HE40 Full (Harmonic @ 3m)

WIFI Ant. 6+7	Note	Frequency (MHz)	Level (dBμV/m)	Margin (dB)	Limit Line (dBμV/m)	Read Level (dBμV)	Antenna Factor (dB/m)	Path Loss (dB)	Preamp Factor (dB)	Ant Pos (cm)	Table Pos (deg)	Peak Avg. (P/A)	Pol. (H/V)
		12890	54	-34.2	88.2	32	41.2	21.45	40.65	-	-	P	H
		19335	38.76	-35.24	74	48.4	38.13	16.06	63.83	-	-	P	H
													H
													H
													H
													H
													H
													H
													H
													H
802.11ax													H
HE40 Full													H
CH 99		12890	54.5	-33.7	88.2	32.5	41.2	21.45	40.65	-	-	P	V
6445MHz		19335	39.57	-34.43	74	49.21	38.13	16.06	63.83	-	-	P	V
													V
													V
													V
													V
													V
													V
													V
													V
													V
													V

WIFI Ant. 6+7	Note	Frequency (MHz)	Level (dBµV/m)	Margin (dB)	Limit Line (dBµV/m)	Read Level (dBµV)	Antenna Factor (dB/m)	Path Loss (dB)	Preamp Factor (dB)	Ant Pos (cm)	Table Pos (deg)	Peak Avg. (P/A)	Pol. (H/V)
		12970	53.83	-34.37	88.2	31.7	41.26	21.54	40.67	-	-	P	H
		19455	39.06	-34.94	74	49	37.71	16.16	63.81	-	-	P	H
													H
													H
													H
													H
													H
													H
													H
													H
802.11ax													H
HE40 Full													H
CH 107		12970	53.22	-34.98	88.2	31.09	41.26	21.54	40.67	-	-	P	V
6485MHz		19455	39.36	-34.64	74	49.3	37.71	16.16	63.81	-	-	P	V
													V
													V
													V
													V
													V
													V
													V
													V
													V
													V

WIFI Ant. 6+7	Note	Frequency (MHz)	Level (dBμV/m)	Margin (dB)	Limit Line (dBμV/m)	Read Level (dBμV)	Antenna Factor (dB/m)	Path Loss (dB)	Preamp Factor (dB)	Ant Pos (cm)	Table Pos (deg)	Peak Avg. (P/A)	Pol. (H/V)
		13050	54.02	-34.18	88.2	32.17	41	21.61	40.76	-	-	P	H
		19575	40.02	-33.98	74	49.39	38.1	16.25	63.72	-	-	P	H
													H
													H
													H
													H
													H
													H
													H
													H
802.11ax													H
HE40 Full													H
CH 115		13050	53.7	-34.5	88.2	31.85	41	21.61	40.76	-	-	P	V
6525MHz		19575	38.82	-35.18	74	48.19	38.1	16.25	63.72	-	-	P	V
													V
													V
													V
													V
													V
													V
													V
													V
													V
													V
Remark	1. No other spurious found. 2. All results are PASS against Peak and Average limit line. 3. The emission position marked as "-" means no suspected emission found with sufficient margin against limit line or noise floor only.												

Band 6 6425~6525MHz

WIFI 802.11ax HE80 Full (Harmonic @ 3m)

WIFI Ant. 6+7	Note	Frequency (MHz)	Level (dBμV/m)	Margin (dB)	Limit Line (dBμV/m)	Read Level (dBμV)	Antenna Factor (dB/m)	Path Loss (dB)	Preamp Factor (dB)	Ant Pos (cm)	Table Pos (deg)	Peak Avg. (P/A)	Pol. (H/V)
		12930	54.36	-33.84	88.2	32.27	41.26	21.49	40.66	-	-	P	H
		19395	39.91	-34.09	74	49.61	38.01	16.11	63.82	-	-	P	H
													H
													H
													H
													H
													H
													H
													H
													H
802.11ax													H
HE80 Full													H
CH 103		12930	53.97	-34.23	88.2	31.88	41.26	21.49	40.66	-	-	P	V
6465MHz		19395	39.69	-34.31	74	49.39	38.01	16.11	63.82	-	-	P	V
													V
													V
													V
													V
													V
													V
													V
													V
													V
													V

Remark

1. No other spurious found.
2. All results are PASS against Peak and Average limit line.
3. The emission position marked as "-" means no suspected emission found with sufficient margin against limit line or noise floor only.

Band 6 6425~6525MHz

WIFI 802.11ax HE160 Full (Harmonic @ 3m)

WIFI Ant. 6+7	Note	Frequency (MHz)	Level (dBμV/m)	Margin (dB)	Limit Line (dBμV/m)	Read Level (dBμV)	Antenna Factor (dB/m)	Path Loss (dB)	Preamp Factor (dB)	Ant Pos (cm)	Table Pos (deg)	Peak Avg. (P/A)	Pol. (H/V)
		13010	53.33	-34.87	88.2	31.3	41.16	21.57	40.7	-	-	P	H
		19515	39.84	-34.16	74	49.49	37.92	16.21	63.78	-	-	P	H
													H
													H
													H
													H
													H
													H
													H
													H
802.11ax													H
HE160 Full													H
CH 111		13010	53.42	-34.78	88.2	31.39	41.16	21.57	40.7	-	-	P	V
6505MHz		19515	39.51	-34.49	74	49.16	37.92	16.21	63.78	-	-	P	V
													V
													V
													V
													V
													V
													V
													V
													V
													V
													V

Remark

1. No other spurious found.
2. All results are PASS against Peak and Average limit line.
3. The emission position marked as "-" means no suspected emission found with sufficient margin against limit line or noise floor only.

Band 7 - 6525~6875MHz

WIFI 802.11a (Harmonic @ 3m)

WIFI Ant. 6+7	Note	Frequency (MHz)	Level (dBμV/m)	Margin (dB)	Limit Line (dBμV/m)	Read Level (dBμV)	Antenna Factor (dB/m)	Path Loss (dB)	Preamp Factor (dB)	Ant Pos (cm)	Table Pos (deg)	Peak Avg. (P/A)	Pol. (H/V)
		13040	53.86	-34.34	88.2	31.97	41.04	21.6	40.75	-	-	P	H
		19605	40.69	-33.31	74	50.1	38	16.28	63.69	-	-	P	H
													H
													H
													H
													H
													H
													H
													H
													H
													H
													H
802.11a CH 117 6535MHz		13040	53.12	-35.08	88.2	31.23	41.04	21.6	40.75	-	-	P	V
		19605	39.8	-34.2	74	49.21	38	16.28	63.69	-	-	P	V
													V
													V
													V
													V
													V
													V
													V
													V
													V
													V

WIFI Ant. 6+7	Note	Frequency (MHz)	Level (dBμV/m)	Margin (dB)	Limit Line (dBμV/m)	Read Level (dBμV)	Antenna Factor (dB/m)	Path Loss (dB)	Preamp Factor (dB)	Ant Pos (cm)	Table Pos (deg)	Peak Avg. (P/A)	Pol. (H/V)
802.11a CH 149 6695MHz		13390	53.87	-20.13	74	32.06	41.22	21.91	41.32	-	-	P	H
		13390	44.65	-9.35	54	22.84	41.22	21.91	41.32	-	-	A	H
		20085	39.27	-34.73	74	47.74	38.1	16.65	63.22	-	-	P	H
													H
													H
													H
													H
													H
													H
													H
													H
		13390	53.69	-20.31	74	31.88	41.22	21.91	41.32	-	-	P	V
		13390	44.76	-9.24	54	22.95	41.22	21.91	41.32	-	-	A	V
		20085	39.76	-34.24	74	48.23	38.1	16.65	63.22	-	-	P	V
													V
													V
													V
													V
													V
													V
													V
													V
													V

WIFI Ant. 6+7	Note	Frequency (MHz)	Level (dBμV/m)	Margin (dB)	Limit Line (dBμV/m)	Read Level (dBμV)	Antenna Factor (dB/m)	Path Loss (dB)	Preamp Factor (dB)	Ant Pos (cm)	Table Pos (deg)	Peak Avg. (P/A)	Pol. (H/V)
802.11a CH 185 6875MHz		13750	55.11	-33.09	88.2	33.07	41.6	22.23	41.79	-	-	P	H
		20625	38.99	-35.01	74	46.64	38	17.05	62.7	-	-	P	H
													H
													H
													H
													H
													H
													H
													H
													H
													H
													H
		13750	55.9	-32.3	88.2	33.86	41.6	22.23	41.79	-	-	P	V
		20625	40.78	-33.22	74	48.43	38	17.05	62.7	-	-	P	V
													V
													V
													V
													V
													V
													V
													V
													V
													V
													V

Remark

1. No other spurious found.
2. All results are PASS against Peak and Average limit line.
3. The emission position marked as "-" means no suspected emission found with sufficient margin against limit line or noise floor only.

Band 7 - 6525~6875MHz

WIFI 802.11ax HE20 Full (Harmonic @ 3m)

WIFI Ant. 6+7	Note	Frequency (MHz)	Level (dBμV/m)	Margin (dB)	Limit Line (dBμV/m)	Read Level (dBμV)	Antenna Factor (dB/m)	Path Loss (dB)	Preamp Factor (dB)	Ant Pos (cm)	Table Pos (deg)	Peak Avg. (P/A)	Pol. (H/V)
		13070	53.16	-35.04	88.2	31.29	41.04	21.62	40.79	-	-	P	H
		19605	39.71	-34.29	74	49.12	38	16.28	63.69	-	-	P	H
													H
													H
													H
													H
													H
													H
													H
													H
802.11ax													H
HE20 Full													H
CH 117		13070	53.95	-34.25	88.2	32.08	41.04	21.62	40.79	-	-	P	V
6535MHz		19605	41.46	-32.54	74	50.87	38	16.28	63.69	-	-	P	V
													V
													V
													V
													V
													V
													V
													V
													V
													V
													V

WIFI Ant. 6+7	Note	Frequency (MHz)	Level (dBμV/m)	Margin (dB)	Limit Line (dBμV/m)	Read Level (dBμV)	Antenna Factor (dB/m)	Path Loss (dB)	Preamp Factor (dB)	Ant Pos (cm)	Table Pos (deg)	Peak Avg. (P/A)	Pol. (H/V)
		13390	53.74	-20.26	74	31.93	41.22	21.91	41.32	-	-	P	H
		13390	44.7	-9.3	54	22.89	41.22	21.91	41.32	-	-	A	H
		20085	40.32	-33.68	74	48.79	38.1	16.65	63.22	-	-	P	H
													H
													H
													H
													H
													H
													H
													H
802.11ax													H
HE20 Full													H
CH 149		13390	53.61	-20.39	74	31.8	41.22	21.91	41.32	-	-	P	V
6695MHz		13390	45.03	-8.97	54	23.22	41.22	21.91	41.32	-	-	A	V
		20085	40.87	-33.13	74	49.34	38.1	16.65	63.22	-	-	P	V
													V
													V
													V
													V
													V
													V
													V
													V
													V

WIFI Ant. 6+7	Note	Frequency (MHz)	Level (dBμV/m)	Margin (dB)	Limit Line (dBμV/m)	Read Level (dBμV)	Antenna Factor (dB/m)	Path Loss (dB)	Preamp Factor (dB)	Ant Pos (cm)	Table Pos (deg)	Peak Avg. (P/A)	Pol. (H/V)
		13750	55.42	-32.78	88.2	33.38	41.6	22.23	41.79	-	-	P	H
		20625	39.28	-34.72	74	46.93	38	17.05	62.7	-	-	P	H
													H
													H
													H
													H
													H
													H
													H
													H
802.11ax													H
HE20 Full													H
CH 185		13750	56.31	-31.89	88.2	34.27	41.6	22.23	41.79	-	-	P	V
6875MHz		20625	39.43	-34.57	74	47.08	38	17.05	62.7	-	-	P	V
													V
													V
													V
													V
													V
													V
													V
													V
													V
													V
Remark	1. No other spurious found. 2. All results are PASS against Peak and Average limit line. 3. The emission position marked as "-" means no suspected emission found with sufficient margin against limit line or noise floor only.												

Band 7 - 6525~6875MHz

WIFI 802.11ax HE40 Full (Harmonic @ 3m)

WIFI Ant. 6+7	Note	Frequency (MHz)	Level (dBµV/m)	Margin (dB)	Limit Line (dBµV/m)	Read Level (dBµV)	Antenna Factor (dB/m)	Path Loss (dB)	Preamp Factor (dB)	Ant Pos (cm)	Table Pos (deg)	Peak Avg. (P/A)	Pol. (H/V)
		13130	54.12	-34.08	88.2	32.11	41.22	21.68	40.89	-	-	P	H
		19695	41.01	-32.99	74	50.08	38.18	16.35	63.6	-	-	P	H
													H
													H
													H
													H
													H
													H
													H
													H
802.11ax													H
HE40 Full													H
CH 123		13130	53.51	-34.69	88.2	31.5	41.22	21.68	40.89	-	-	P	V
6565MHz		19695	40.44	-33.56	74	49.51	38.18	16.35	63.6	-	-	P	V
													V
													V
													V
													V
													V
													V
													V
													V
													V
													V

WIFI Ant. 6+7	Note	Frequency (MHz)	Level (dBμV/m)	Margin (dB)	Limit Line (dBμV/m)	Read Level (dBμV)	Antenna Factor (dB/m)	Path Loss (dB)	Preamp Factor (dB)	Ant Pos (cm)	Table Pos (deg)	Peak Avg. (P/A)	Pol. (H/V)
		13370	53.4	-20.6	74	31.54	41.26	21.89	41.29	-	-	P	H
		13370	44.87	-9.13	54	23.01	41.26	21.89	41.29	-	-	A	H
		20055	39.56	-34.44	74	48.07	38.1	16.63	63.24	-	-	P	H
													H
													H
													H
													H
													H
													H
													H
802.11ax													H
HE40 Full													H
CH 147		13370	53.78	-20.22	74	31.92	41.26	21.89	41.29	-	-	P	V
6685MHz		13370	44.86	-9.14	54	23	41.26	21.89	41.29	-	-	A	V
		20055	39.82	-34.18	74	48.33	38.1	16.63	63.24	-	-	P	V
													V
													V
													V
													V
													V
													V
													V
													V
													V

WIFI Ant. 6+7	Note	Frequency (MHz)	Level (dBμV/m)	Margin (dB)	Limit Line (dBμV/m)	Read Level (dBμV)	Antenna Factor (dB/m)	Path Loss (dB)	Preamp Factor (dB)	Ant Pos (cm)	Table Pos (deg)	Peak Avg. (P/A)	Pol. (H/V)
		13770	54.35	-33.85	88.2	32.39	41.52	22.25	41.81	-	-	P	H
		20655	39.15	-34.85	74	46.75	38.01	17.07	62.68	-	-	P	H
													H
													H
													H
													H
													H
													H
													H
													H
802.11ax													H
HE40 Full													H
CH 187		13770	55.32	-32.88	88.2	33.36	41.52	22.25	41.81	-	-	P	V
6885MHz		20655	39.2	-34.8	74	46.8	38.01	17.07	62.68	-	-	P	V
													V
													V
													V
													V
													V
													V
													V
													V
													V
													V
Remark	1. No other spurious found. 2. All results are PASS against Peak and Average limit line. 3. The emission position marked as "-" means no suspected emission found with sufficient margin against limit line or noise floor only.												

Band 7 - 6525~6875MHz

WIFI 802.11ax HE80 Full (Harmonic @ 3m)

WIFI Ant. 6+7	Note	Frequency (MHz)	Level (dBμV/m)	Margin (dB)	Limit Line (dBμV/m)	Read Level (dBμV)	Antenna Factor (dB/m)	Path Loss (dB)	Preamp Factor (dB)	Ant Pos (cm)	Table Pos (deg)	Peak Avg. (P/A)	Pol. (H/V)
		13250	53.87	-20.13	74	32.08	41.1	21.78	41.09	-	-	P	H
		13250	44.43	-9.57	54	22.64	41.1	21.78	41.09	-	-	A	H
		19875	38.46	-35.54	74	47.44	37.95	16.49	63.42	-	-	P	H
													H
													H
													H
													H
													H
													H
													H
802.11ax													H
HE80 Full													H
CH 135		13250	53.67	-20.33	74	31.88	41.1	21.78	41.09	-	-	P	V
6625MHz		13250	44.41	-9.59	54	22.62	41.1	21.78	41.09	-	-	A	V
		19875	39.2	-34.8	74	48.18	37.95	16.49	63.42	-	-	P	V
													V
													V
													V
													V
													V
													V
													V
													V
													V

WIFI Ant. 6+7	Note	Frequency (MHz)	Level (dBµV/m)	Margin (dB)	Limit Line (dBµV/m)	Read Level (dBµV)	Antenna Factor (dB/m)	Path Loss (dB)	Preamp Factor (dB)	Ant Pos (cm)	Table Pos (deg)	Peak Avg. (P/A)	Pol. (H/V)
		13410	53.39	-34.81	88.2	31.64	41.18	21.92	41.35	-	-	P	H
		20115	39.65	-34.35	74	48.12	38.04	16.67	63.18	-	-	P	H
													H
													H
													H
													H
													H
													H
													H
													H
802.11ax													H
HE80 Full													H
CH 151		13410	55.42	-32.78	88.2	33.67	41.18	21.92	41.35	-	-	P	V
6705MHz		20115	39.68	-34.32	74	48.15	38.04	16.67	63.18	-	-	P	V
													V
													V
													V
													V
													V
													V
													V
													V
													V
													V

WIFI Ant. 6+7	Note	Frequency (MHz)	Level (dBμV/m)	Margin (dB)	Limit Line (dBμV/m)	Read Level (dBμV)	Antenna Factor (dB/m)	Path Loss (dB)	Preamp Factor (dB)	Ant Pos (cm)	Table Pos (deg)	Peak Avg. (P/A)	Pol. (H/V)
		13730	56	-32.2	88.2	34.08	41.48	22.21	41.77	-	-	P	H
		20595	39.24	-34.76	74	46.94	38	17.02	62.72	-	-	P	H
													H
													H
													H
													H
													H
													H
													H
													H
802.11ax													H
HE80 Full													H
CH 183		13730	55.65	-32.55	88.2	33.73	41.48	22.21	41.77	-	-	P	V
6865MHz		20595	39.74	-34.26	74	47.44	38	17.02	62.72	-	-	P	V
													V
													V
													V
													V
													V
													V
													V
													V
													V
													V

Remark

1. No other spurious found.
2. All results are PASS against Peak and Average limit line.
3. The emission position marked as "-" means no suspected emission found with sufficient margin against limit line or noise floor only.

Band 7 - 6525~6875MHz

WIFI 802.11ax HE160 Full (Harmonic @ 3m)

WIFI Ant. 6+7	Note	Frequency (MHz)	Level (dBμV/m)	Margin (dB)	Limit Line (dBμV/m)	Read Level (dBμV)	Antenna Factor (dB/m)	Path Loss (dB)	Preamp Factor (dB)	Ant Pos (cm)	Table Pos (deg)	Peak Avg. (P/A)	Pol. (H/V)
		13330	53.44	-20.56	74	31.51	41.3	21.85	41.22	-	-	P	H
		13330	45.1	-8.9	54	23.17	41.3	21.85	41.22	-	-	A	H
		19995	38.99	-35.01	74	48.1	37.61	16.59	63.31	-	-	P	H
													H
													H
													H
													H
													H
													H
													H
802.11ax													H
HE160 Full													H
CH 143		13330	53.96	-20.04	74	32.03	41.3	21.85	41.22	-	-	P	V
6665MHz		13330	45.01	-8.99	54	23.08	41.3	21.85	41.22	-	-	A	V
		19995	38.34	-35.66	74	47.45	37.61	16.59	63.31	-	-	P	V
													V
													V
													V
													V
													V
													V
													V
													V
													V

WIFI Ant. 6+7	Note	Frequency (MHz)	Level (dBμV/m)	Margin (dB)	Limit Line (dBμV/m)	Read Level (dBμV)	Antenna Factor (dB/m)	Path Loss (dB)	Preamp Factor (dB)	Ant Pos (cm)	Table Pos (deg)	Peak Avg. (P/A)	Pol. (H/V)
		13650	54.75	-33.45	88.2	33.08	41.2	22.14	41.67	-	-	P	H
		20475	38.77	-35.23	74	46.81	37.85	16.94	62.83	-	-	P	H
													H
													H
													H
													H
													H
													H
													H
													H
802.11ax													H
HE160 Full													H
CH 175		13650	55.42	-32.78	88.2	33.75	41.2	22.14	41.67	-	-	P	V
6825MHz		20475	40.63	-33.37	74	48.67	37.85	16.94	62.83	-	-	P	V
													V
													V
													V
													V
													V
													V
													V
													V
													V
													V

Remark

1. No other spurious found.
2. All results are PASS against Peak and Average limit line.
3. The emission position marked as "-" means no suspected emission found with sufficient margin against limit line or noise floor only.

Band 8 - 6875~7125MHz

WIFI 802.11a (Band Edge @ 3m)

WIFI Ant. 6+7	Note	Frequency (MHz)	Level (dBμV/m)	Margin (dB)	Limit Line (dBμV/m)	Read Level (dBμV)	Antenna Factor (dB/m)	Path Loss (dB)	Preamp Factor (dB)	Ant Pos (cm)	Table Pos (deg)	Peak Avg. (P/A)	Pol. (H/V)
802.11a CH 233 7115MHz	*	7115	97.2	-	-	80.94	36.83	15.14	35.71	107	269	P	H
	*	7115	91.35	-	-	75.09	36.83	15.14	35.71	107	269	A	H
		7125.02	69.68	-18.52	88.2	53.39	36.85	15.16	35.72	107	269	P	H
		7125.02	59.43	-8.77	68.2	43.14	36.85	15.16	35.72	107	269	A	H
													H
													H
	*	7115	101.58	-	-	85.32	36.83	15.14	35.71	100	264	P	V
	*	7115	94.41	-	-	78.15	36.83	15.14	35.71	100	264	A	V
		7125.16	69.48	-18.72	88.2	53.19	36.85	15.16	35.72	100	264	P	V
		7125.02	61.66	-6.54	68.2	45.37	36.85	15.16	35.72	100	264	A	V
													V
													V
Remark	1. No other spurious found. 2. All results are PASS against Peak and Average limit line.												

Band 8 - 6875~7125MHz

WIFI 802.11a (Harmonic @ 3m)

WIFI Ant. 6+7	Note	Frequency (MHz)	Level (dBμV/m)	Margin (dB)	Limit Line (dBμV/m)	Read Level (dBμV)	Antenna Factor (dB/m)	Path Loss (dB)	Preamp Factor (dB)	Ant Pos (cm)	Table Pos (deg)	Peak Avg. (P/A)	Pol. (H/V)
		13790	54.41	-33.79	88.2	32.55	41.44	22.26	41.84	-	-	P	H
		20685	39.46	-34.54	74	46.95	38.07	17.09	62.65	-	-	P	H
													H
													H
													H
													H
													H
													H
													H
													H
													H
													H
802.11a CH 189 6895MHz		13790	55.08	-33.12	88.2	33.22	41.44	22.26	41.84	-	-	P	V
		20685	39.09	-34.91	74	46.58	38.07	17.09	62.65	-	-	P	V
													V
													V
													V
													V
													V
													V
													V
													V
													V
													V

WIFI Ant. 6+7	Note	Frequency (MHz)	Level (dBµV/m)	Margin (dB)	Limit Line (dBµV/m)	Read Level (dBµV)	Antenna Factor (dB/m)	Path Loss (dB)	Preamp Factor (dB)	Ant Pos (cm)	Table Pos (deg)	Peak Avg. (P/A)	Pol. (H/V)
		13990	55.42	-32.78	88.2	33.05	42	22.44	42.07	-	-	P	H
		20985	39.33	-34.67	74	46.78	37.65	17.31	62.41	-	-	P	H
													H
													H
													H
													H
													H
													H
													H
													H
													H
802.11a CH 209 6995MHz													H
		13990	55.44	-32.76	88.2	33.07	42	22.44	42.07	-	-	P	V
		20985	39.39	-34.61	74	46.84	37.65	17.31	62.41	-	-	P	V
													V
													V
													V
													V
													V
													V
													V
													V
													V
													V

WIFI Ant. 6+7	Note	Frequency (MHz)	Level (dBμV/m)	Margin (dB)	Limit Line (dBμV/m)	Read Level (dBμV)	Antenna Factor (dB/m)	Path Loss (dB)	Preamp Factor (dB)	Ant Pos (cm)	Table Pos (deg)	Peak Avg. (P/A)	Pol. (H/V)
802.11a CH 233 7115MHz		14230	56.21	-31.99	88.2	33.94	42.14	22.61	42.48	-	-	P	H
		21345	39.39	-34.61	74	45.76	37.73	17.54	61.64	-	-	P	H
													H
													H
													H
													H
													H
													H
													H
													H
													H
													H
		14230	54.69	-33.51	88.2	32.42	42.14	22.61	42.48	-	-	P	V
		21345	39.54	-34.46	74	45.91	37.73	17.54	61.64	-	-	P	V
													V
													V
													V
													V
													V
													V
													V
													V
													V
													V
Remark	1. No other spurious found. 2. All results are PASS against Peak and Average limit line. 3. The emission position marked as "-" means no suspected emission found with sufficient margin against limit line or noise floor only.												

Band 8 - 6875~7125MHz

WIFI 802.11ax HE20 Full (Band Edge @ 3m)

WIFI Ant. 6+7	Note	Frequency (MHz)	Level (dBμV/m)	Margin (dB)	Limit Line (dBμV/m)	Read Level (dBμV)	Antenna Factor (dB/m)	Path Loss (dB)	Preamp Factor (dB)	Ant Pos (cm)	Table Pos (deg)	Peak Avg. (P/A)	Pol. (H/V)
802.11ax HE20 Full CH 233 7115MHz	*	7115	100.54	-	-	84.28	36.83	15.14	35.71	100	303	P	H
	*	7115	93.18	-	-	76.92	36.83	15.14	35.71	100	303	A	H
		7125.02	71.1	-17.1	88.2	54.81	36.85	15.16	35.72	100	303	P	H
		7125.02	62.09	-6.11	68.2	45.8	36.85	15.16	35.72	100	303	A	H
													H
													H
	*	7115	105.02	-	-	88.76	36.83	15.14	35.71	100	256	P	V
	*	7115	97.2	-	-	80.94	36.83	15.14	35.71	100	256	A	V
		7125.16	74.45	-13.75	88.2	58.16	36.85	15.16	35.72	100	256	P	V
		7125.02	65.42	-2.78	68.2	49.13	36.85	15.16	35.72	100	256	A	V
													V
													V
Remark	1. No other spurious found. 2. All results are PASS against Peak and Average limit line.												

Band 8 - 6875~7125MHz

WIFI 802.11ax HE20 (Harmonic @ 3m)

WIFI Ant. 6+7	Note	Frequency (MHz)	Level (dBμV/m)	Margin (dB)	Limit Line (dBμV/m)	Read Level (dBμV)	Antenna Factor (dB/m)	Path Loss (dB)	Preamp Factor (dB)	Ant Pos (cm)	Table Pos (deg)	Peak Avg. (P/A)	Pol. (H/V)
		13790	55.68	-32.52	88.2	33.82	41.44	22.26	41.84	-	-	P	H
		20685	38.68	-35.32	74	46.17	38.07	17.09	62.65	-	-	P	H
													H
													H
													H
													H
													H
													H
													H
													H
802.11ax													H
HE20 Full													H
CH 189		13790	56.06	-32.14	88.2	34.2	41.44	22.26	41.84	-	-	P	V
6895MHz		20685	40.42	-33.58	74	47.91	38.07	17.09	62.65	-	-	P	V
													V
													V
													V
													V
													V
													V
													V
													V
													V
													V

WIFI Ant. 6+7	Note	Frequency (MHz)	Level (dBµV/m)	Margin (dB)	Limit Line (dBµV/m)	Read Level (dBµV)	Antenna Factor (dB/m)	Path Loss (dB)	Preamp Factor (dB)	Ant Pos (cm)	Table Pos (deg)	Peak Avg. (P/A)	Pol. (H/V)
		13990	55.66	-32.54	88.2	33.29	42	22.44	42.07	-	-	P	H
		20865	38.98	-35.02	74	46.2	38.07	17.22	62.51	-	-	P	H
													H
													H
													H
													H
													H
													H
													H
													H
802.11ax													H
HE20 Full													H
CH 209		13990	56.23	-31.97	88.2	33.86	42	22.44	42.07	-	-	P	V
6995MHz		20865	39.61	-34.39	74	46.83	38.07	17.22	62.51	-	-	P	V
													V
													V
													V
													V
													V
													V
													V
													V
													V
													V

WIFI Ant. 6+7	Note	Frequency (MHz)	Level (dBμV/m)	Margin (dB)	Limit Line (dBμV/m)	Read Level (dBμV)	Antenna Factor (dB/m)	Path Loss (dB)	Preamp Factor (dB)	Ant Pos (cm)	Table Pos (deg)	Peak Avg. (P/A)	Pol. (H/V)
		14230	54.32	-33.88	88.2	32.05	42.14	22.61	42.48	-	-	P	H
		21345	40.66	-33.34	74	47.03	37.73	17.54	61.64	-	-	P	H
													H
													H
													H
													H
													H
													H
													H
													H
802.11ax													H
HE20 Full													H
CH 233		14230	54.87	-33.33	88.2	32.6	42.14	22.61	42.48	-	-	P	V
7115MHz		21345	39.5	-34.5	74	45.87	37.73	17.54	61.64	-	-	P	V
													V
													V
													V
													V
													V
													V
													V
													V
													V
													V
Remark	1. No other spurious found. 2. All results are PASS against Peak and Average limit line. 3. The emission position marked as "-" means no suspected emission found with sufficient margin against limit line or noise floor only.												

Band 8 - 6875~7125MHz

WIFI 802.11ax HE20 Partial 106 (Band Edge @ 3m)

WIFI Ant. 6+7	Note	Frequency (MHz)	Level (dBμV/m)	Margin (dB)	Limit Line (dBμV/m)	Read Level (dBμV)	Antenna Factor (dB/m)	Path Loss (dB)	Preamp Factor (dB)	Ant Pos (cm)	Table Pos (deg)	Peak Avg. (P/A)	Pol. (H/V)
802.11ax HE20 Partial 106/54 CH 233 7115MHz	*	7115	98.12	-	-	81.86	36.83	15.14	35.71	100	272	P	H
	*	7115	90.21	-	-	73.95	36.83	15.14	35.71	100	272	A	H
		7125.02	73.28	-14.92	88.2	56.99	36.85	15.16	35.72	100	272	P	H
		7125.02	62.17	-6.03	68.2	45.88	36.85	15.16	35.72	100	272	A	H
													H
													H
	*	7115	101.3	-	-	85.04	36.83	15.14	35.71	100	256	P	V
	*	7115	94.75	-	-	78.49	36.83	15.14	35.71	100	256	A	V
		7125.44	77.33	-10.87	88.2	61.04	36.85	15.16	35.72	100	256	P	V
		7125.02	66.83	-1.37	68.2	50.54	36.85	15.16	35.72	100	256	A	V
													V
													V
Remark	1. No other spurious found. 2. All results are PASS against Peak and Average limit line.												

Band 8 - 6875~7125MHz

WIFI 802.11ax HE40 Full (Band Edge @ 3m)

WIFI Ant. 6+7	Note	Frequency (MHz)	Level (dBμV/m)	Margin (dB)	Limit Line (dBμV/m)	Read Level (dBμV)	Antenna Factor (dB/m)	Path Loss (dB)	Preamp Factor (dB)	Ant Pos (cm)	Table Pos (deg)	Peak Avg. (P/A)	Pol. (H/V)
802.11ax HE40 Full CH 227 7085MHz	*	7085	103.04	-	-	86.79	36.83	15.11	35.69	111	249	P	H
	*	7085	94.82	-	-	78.57	36.83	15.11	35.69	111	249	A	H
		7227.36	55.81	-32.39	88.2	39.01	37.32	15.26	35.78	111	249	P	H
		7125	47.04	-21.16	68.2	30.76	36.85	15.15	35.72	111	249	A	H
													H
													H
	*	7085	105.5	-	-	89.25	36.83	15.11	35.69	119	250	P	V
	*	7085	97.99	-	-	81.74	36.83	15.11	35.69	119	250	A	V
		7128.72	56.71	-31.49	88.2	40.41	36.86	15.16	35.72	119	250	P	V
		7125.66	48.3	-19.9	68.2	32.01	36.85	15.16	35.72	119	250	A	V
													V
													V
Remark	1. No other spurious found. 2. All results are PASS against Peak and Average limit line.												

Band 8 - 6875~7125MHz

WIFI 802.11ax HE40 Full (Harmonic @ 3m)

WIFI Ant. 6+7	Note	Frequency (MHz)	Level (dBμV/m)	Margin (dB)	Limit Line (dBμV/m)	Read Level (dBμV)	Antenna Factor (dB/m)	Path Loss (dB)	Preamp Factor (dB)	Ant Pos (cm)	Table Pos (deg)	Peak Avg. (P/A)	Pol. (H/V)
		13850	54.92	-33.28	88.2	32.91	41.6	22.32	41.91	-	-	P	H
		20775	39.44	-34.56	74	46.86	38	17.16	62.58	-	-	P	H
		27700	46.61	-41.59	88.2	46.53	39.6	21.5	61.02	200	44	P	H
													H
													H
													H
													H
													H
													H
													H
802.11ax													H
HE40 Full													H
CH 195		13850	54.75	-33.45	88.2	32.74	41.6	22.32	41.91	-	-	P	V
6925MHz		20775	38.85	-35.15	74	46.27	38	17.16	62.58	-	-	P	V
		27700	48.83	-39.37	88.2	48.75	39.6	21.5	61.02	191	345	P	V
													V
													V
													V
													V
													V
													V
													V
													V
													V

WIFI Ant. 6+7	Note	Frequency (MHz)	Level (dBμV/m)	Margin (dB)	Limit Line (dBμV/m)	Read Level (dBμV)	Antenna Factor (dB/m)	Path Loss (dB)	Preamp Factor (dB)	Ant Pos (cm)	Table Pos (deg)	Peak Avg. (P/A)	Pol. (H/V)
		14010	55	-33.2	88.2	32.62	42.02	22.46	42.1	-	-	P	H
		21015	39.72	-34.28	74	46.9	37.86	17.33	62.37	-	-	P	H
													H
													H
													H
													H
													H
													H
													H
													H
802.11ax													H
HE40 Full													H
CH 211		14010	55.63	-32.57	88.2	33.25	42.02	22.46	42.1	-	-	P	V
7005MHz		21015	39.57	-34.43	74	46.75	37.86	17.33	62.37	-	-	P	V
													V
													V
													V
													V
													V
													V
													V
													V
													V
													V

WIFI Ant. 6+7	Note	Frequency (MHz)	Level (dBμV/m)	Margin (dB)	Limit Line (dBμV/m)	Read Level (dBμV)	Antenna Factor (dB/m)	Path Loss (dB)	Preamp Factor (dB)	Ant Pos (cm)	Table Pos (deg)	Peak Avg. (P/A)	Pol. (H/V)
		14170	55.54	-32.66	88.2	33.15	42.2	22.57	42.38	-	-	P	H
		21255	39.22	-34.78	74	45.76	37.82	17.48	61.84	-	-	P	H
		28340	49.26	-38.94	88.2	48.46	40.06	21.87	61.13	189	317	P	H
													H
													H
													H
													H
													H
													H
													H
802.11ax													H
HE40 Full													H
CH 227		14170	55.52	-32.68	88.2	33.13	42.2	22.57	42.38	-	-	P	V
7085MHz		21255	39.43	-34.57	74	45.97	37.82	17.48	61.84	-	-	P	V
		28340	51.78	-36.42	88.2	50.98	40.06	21.87	61.13	197	34	P	V
													V
													V
													V
													V
													V
													V
													V
													V
													V

Remark

1. No other spurious found.
2. All results are PASS against Peak and Average limit line.
3. The emission position marked as "-" means no suspected emission found with sufficient margin against limit line or noise floor only.

Band 8 - 6875~7125MHz

WIFI 802.11ax HE40 Partial 242 (Band Edge @ 3m)

WIFI Ant. 6+7	Note	Frequency (MHz)	Level (dBμV/m)	Margin (dB)	Limit Line (dBμV/m)	Read Level (dBμV)	Antenna Factor (dB/m)	Path Loss (dB)	Preamp Factor (dB)	Ant Pos (cm)	Table Pos (deg)	Peak Avg. (P/A)	Pol. (H/V)
802.11ax HE40 Partial 242/62 CH 227 7085MHz	*	7085	103.47	-	-	87.22	36.83	15.11	35.69	100	180	P	H
	*	7085	96.04	-	-	79.79	36.83	15.11	35.69	100	180	A	H
		7238.16	54.49	-33.71	88.2	37.59	37.41	15.28	35.79	100	180	P	H
		7244.28	45.65	-22.55	68.2	28.72	37.45	15.28	35.8	100	180	A	H
													H
													H
	*	7085	109.03	-	-	92.78	36.83	15.11	35.69	100	247	P	V
	*	7085	100.54	-	-	84.29	36.83	15.11	35.69	100	247	A	V
		7238.7	55.55	-32.65	88.2	38.65	37.41	15.28	35.79	100	247	P	V
		7239.42	45.72	-22.48	68.2	28.81	37.42	15.28	35.79	100	247	A	V
													V
													V
Remark	1. No other spurious found. 2. All results are PASS against Peak and Average limit line.												

Band 8 - 6875~7125MHz

WIFI 802.11ax HE80 Full (Band Edge @ 3m)

WIFI Ant. 6+7	Note	Frequency (MHz)	Level (dBμV/m)	Margin (dB)	Limit Line (dBμV/m)	Read Level (dBμV)	Antenna Factor (dB/m)	Path Loss (dB)	Preamp Factor (dB)	Ant Pos (cm)	Table Pos (deg)	Peak Avg. (P/A)	Pol. (H/V)
802.11ax HE80 Full CH 215 7025MHz	*	7025	102.07	-	-	85.82	36.85	15.05	35.65	100	248	P	H
	*	7025	94.48	-	-	78.23	36.85	15.05	35.65	100	248	A	H
		7129.48	54.73	-33.47	88.2	38.43	36.86	15.16	35.72	100	248	P	H
		7130.6	45.98	-22.22	68.2	29.68	36.86	15.16	35.72	100	248	A	H
													H
													H
	*	7025	104.99	-	-	88.74	36.85	15.05	35.65	123	247	P	V
	*	7025	96.5	-	-	80.25	36.85	15.05	35.65	123	247	A	V
		7127.08	54.8	-33.4	88.2	38.51	36.85	15.16	35.72	123	247	P	V
		7127.24	46.8	-21.4	68.2	30.51	36.85	15.16	35.72	123	247	A	V
													V
													V
Remark	1. No other spurious found. 2. All results are PASS against Peak and Average limit line.												

Band 8 - 6875~7125MHz

WIFI 802.11ax HE80 Full (Harmonic @ 3m)

WIFI Ant. 6+7	Note	Frequency (MHz)	Level (dBμV/m)	Margin (dB)	Limit Line (dBμV/m)	Read Level (dBμV)	Antenna Factor (dB/m)	Path Loss (dB)	Preamp Factor (dB)	Ant Pos (cm)	Table Pos (deg)	Peak Avg. (P/A)	Pol. (H/V)
		13890	56.36	-31.84	88.2	34.12	41.84	22.35	41.95	-	-	P	H
		20835	38.6	-35.4	74	45.86	38.07	17.2	62.53	-	-	P	H
													H
													H
													H
													H
													H
													H
													H
													H
802.11ax													H
HE80 Full													H
CH 199		13890	55.36	-32.84	88.2	33.12	41.84	22.35	41.95	-	-	P	V
6945MHz		20835	39.13	-34.87	74	46.39	38.07	17.2	62.53	-	-	P	V
													V
													V
													V
													V
													V
													V
													V
													V
													V
													V

WIFI Ant. 6+7	Note	Frequency (MHz)	Level (dBμV/m)	Margin (dB)	Limit Line (dBμV/m)	Read Level (dBμV)	Antenna Factor (dB/m)	Path Loss (dB)	Preamp Factor (dB)	Ant Pos (cm)	Table Pos (deg)	Peak Avg. (P/A)	Pol. (H/V)
		14050	56.18	-32.02	88.2	33.77	42.1	22.48	42.17	-	-	P	H
		21075	40.22	-33.78	74	46.89	38.2	17.37	62.24	-	-	P	H
		28100	48.33	-39.87	88.2	47.48	40.3	21.73	61.18	102	313	P	H
													H
													H
													H
													H
													H
													H
													H
802.11ax													H
HE80 Full													H
CH 215		14050	56.01	-32.19	88.2	33.6	42.1	22.48	42.17	-	-	P	V
7025MHz		21075	40.66	-33.34	74	47.33	38.2	17.37	62.24	-	-	P	V
		28100	49.25	-38.95	88.2	48.4	40.3	21.73	61.18	199	346	P	V
													V
													V
													V
													V
													V
													V
													V
													V
													V

Remark

1. No other spurious found.
2. All results are PASS against Peak and Average limit line.
3. The emission position marked as "-" means no suspected emission found with sufficient margin against limit line or noise floor only.

Band 8 - 6875~7125MHz

WIFI 802.11ax HE80 Partial 484 (Band Edge @ 3m)

WIFI Ant. 6+7	Note	Frequency (MHz)	Level (dBμV/m)	Margin (dB)	Limit Line (dBμV/m)	Read Level (dBμV)	Antenna Factor (dB/m)	Path Loss (dB)	Preamp Factor (dB)	Ant Pos (cm)	Table Pos (deg)	Peak Avg. (P/A)	Pol. (H/V)
802.11ax HE80 Partial 484/66 CH 215 7025MHz	*	7025	104.07	-	-	87.82	36.85	15.05	35.65	100	245	P	H
	*	7025	96.84	-	-	80.59	36.85	15.05	35.65	100	245	A	H
		7128.36	54.38	-33.82	88.2	38.08	36.86	15.16	35.72	100	245	P	H
		7127.56	45.34	-22.86	68.2	29.04	36.86	15.16	35.72	100	245	A	H
													H
													H
	*	7025	106.71	-	-	90.46	36.85	15.05	35.65	100	254	P	V
	*	7025	98.96	-	-	82.71	36.85	15.05	35.65	100	254	A	V
		7125.48	57.83	-30.37	88.2	41.54	36.85	15.16	35.72	100	254	P	V
		7125.96	46.18	-22.02	68.2	29.89	36.85	15.16	35.72	100	254	A	V
													V
													V
Remark	1. No other spurious found. 2. All results are PASS against Peak and Average limit line.												

Band 8 - 6875~7125MHz

WIFI 802.11ax HE160 Full (Band Edge @ 3m)

WIFI Ant. 6+7	Note	Frequency (MHz)	Level (dBμV/m)	Margin (dB)	Limit Line (dBμV/m)	Read Level (dBμV)	Antenna Factor (dB/m)	Path Loss (dB)	Preamp Factor (dB)	Ant Pos (cm)	Table Pos (deg)	Peak Avg. (P/A)	Pol. (H/V)
802.11ax HE160 Full CH 207 6985MHz	*	6985	102.19	-	-	85.99	36.8	15.01	35.61	105	348	P	H
	*	6985	94.46	-	-	78.26	36.8	15.01	35.61	105	348	A	H
		7133.8	57.03	-31.17	88.2	40.72	36.87	15.16	35.72	105	348	P	H
		7133.16	47.41	-20.79	68.2	31.1	36.87	15.16	35.72	105	348	A	H
													H
													H
	*	6985	105	-	-	88.8	36.8	15.01	35.61	107	227	P	V
	*	6985	96.6	-	-	80.4	36.8	15.01	35.61	107	227	A	V
		7129.96	57	-31.2	88.2	40.7	36.86	15.16	35.72	107	227	P	V
		7126.76	48.45	-19.75	68.2	32.16	36.85	15.16	35.72	107	227	A	V
													V
													V
Remark	1. No other spurious found. 2. All results are PASS against Peak and Average limit line.												

Band 8 - 6875~7125MHz

WIFI 802.11ax HE160 Full (Harmonic @ 3m)

WIFI Ant. 6+7	Note	Frequency (MHz)	Level (dBμV/m)	Margin (dB)	Limit Line (dBμV/m)	Read Level (dBμV)	Antenna Factor (dB/m)	Path Loss (dB)	Preamp Factor (dB)	Ant Pos (cm)	Table Pos (deg)	Peak Avg. (P/A)	Pol. (H/V)
		13970	55.37	-32.83	88.2	32.99	42	22.43	42.05	-	-	P	H
		20955	38.77	-35.23	74	46.57	37.35	17.29	62.44	-	-	P	H
		27940	47.6	-40.6	88.2	47.3	39.82	21.64	61.16	195	44	P	H
													H
													H
													H
													H
													H
													H
													H
802.11ax													H
HE160 Full													H
CH 207		13970	55.46	-32.74	88.2	33.08	42	22.43	42.05	-	-	P	V
6985MHz		20955	39.58	-34.42	74	47.38	37.35	17.29	62.44	-	-	P	V
		27940	49.96	-38.24	88.2	49.66	39.82	21.64	61.16	200	33	P	V
													V
													V
													V
													V
													V
													V
													V
													V
													V
Remark	1. No other spurious found. 2. All results are PASS against Peak and Average limit line. 3. The emission position marked as "-" means no suspected emission found with sufficient margin against limit line or noise floor only.												

Band 8 - 6875~7125MHz

WIFI 802.11ax HE160 Partial 996 (Band Edge @ 3m)

WIFI Ant. 6+7	Note	Frequency (MHz)	Level (dBμV/m)	Margin (dB)	Limit Line (dBμV/m)	Read Level (dBμV)	Antenna Factor (dB/m)	Path Loss (dB)	Preamp Factor (dB)	Ant Pos (cm)	Table Pos (deg)	Peak Avg. (P/A)	Pol. (H/V)
802.11ax HE160 Partial 996/68 CH 207 6985MHz	*	6985	104.13	-	-	87.93	36.8	15.01	35.61	100	245	P	H
	*	6985	96.21	-	-	80.01	36.8	15.01	35.61	100	245	A	H
		7136.68	66.42	-21.78	88.2	50.1	36.87	15.17	35.72	100	245	P	H
		7127.08	54.09	-14.11	68.2	37.8	36.85	15.16	35.72	100	245	A	H
													H
													H
	*	6985	106.19	-	-	89.99	36.8	15.01	35.61	100	251	P	V
	*	6985	98.37	-	-	82.17	36.8	15.01	35.61	100	251	A	V
		7125.16	70.04	-18.16	88.2	53.75	36.85	15.16	35.72	100	251	P	V
		7129.64	57.11	-11.09	68.2	40.81	36.86	15.16	35.72	100	251	A	V
													V
													V
Remark	1. No other spurious found. 2. All results are PASS against Peak and Average limit line.												

Emission below 1GHz

WIFI 802.11ax HE20 Partial 106 (LF @ 3m)

WIFI Ant. 6+7	Note	Frequency (MHz)	Level (dBμV/m)	Margin (dB)	Limit Line (dBμV/m)	Read Level (dBμV)	Antenna Factor (dB/m)	Path Loss (dB)	Preamp Factor (dB)	Ant Pos (cm)	Table Pos (deg)	Peak Avg. (P/A)	Pol. (H/V)
802.11ax HE20 Partial 106/54 LF		90.21	30.45	-13.05	43.5	46.49	14.99	1.7	32.73	-	-	P	H
		144.75	26.44	-17.06	43.5	39.69	17.33	2.12	32.7	-	-	P	H
		264.36	32.18	-13.82	46	41.86	20.1	2.9	32.68	-	-	P	H
		309.1	29.09	-16.91	46	39.38	19.33	3.11	32.73	-	-	P	H
		561.8	28.82	-17.18	46	31.04	26.38	4.28	32.88	-	-	P	H
		747.3	36.99	-9.01	46	36.57	28.22	4.88	32.68	-	-	P	H
													H
													H
													H
													H
													H
													H
		33.51	33.37	-6.63	40	42.03	23.15	0.94	32.75	-	-	P	V
		88.05	29.53	-13.97	43.5	45.83	14.74	1.68	32.72	-	-	P	V
		264.63	23.76	-22.24	46	33.5	20.04	2.9	32.68	-	-	P	V
		417.6	24.36	-21.64	46	30.86	22.57	3.65	32.72	-	-	P	V
		568.8	27.93	-18.07	46	30.29	26.21	4.3	32.87	-	-	P	V
		746.6	34.05	-11.95	46	33.63	28.22	4.88	32.68	-	-	P	V
													V
													V
													V
													V
													V
													V
Remark	1. No other spurious found. 2. All results are PASS against limit line. 3. The emission position marked as "-" means no suspected emission found and emission level has at least 6dB margin against limit or emission is noise floor only.												

Note symbol

*	**Fundamental Frequency** which can be ignored. However, the level of any unwanted emissions shall not exceed the level of the fundamental frequency.
!	Test result is **Margin** line.
P/A	**P**eak or **A**verage
H/V	**H**orizontal or **V**ertical

A calculation example for radiated spurious emission is shown as below:

WIFI	Note	Frequency	Level	Margin	Limit	Read	Antenna	Path	Preamp	Ant	Table	Peak	Pol.
Ant.					Line	Level	Factor	Loss	Factor	Pos	Pos	Avg.	
6+7		(MHz)	(dBμV/m)	(dB)	(dBμV/m)	(dBμV)	(dB/m)	(dB)	(dB)	(cm)	(deg)	(P/A)	(H/V)
802.11a CH 01 5955MHz		5925	55.45	-32.75	88.2	54.51	32.22	4.58	35.86	103	308	P	H
		5925	43.54	-24.66	68.2	42.6	32.22	4.58	35.86	103	308	A	H

1. Path Loss(dB) = Cable loss(dB) + Filter loss(dB) + Attenuator loss(dB)
2. Level(dBμV/m) = Antenna Factor(dB/m) + Path Loss(dB) + Read Level(dBμV) - Preamp Factor(dB)
3. Margin (dB) = Level(dBμV/m) – Limit Line(dBμV/m)

For Peak Limit @ 5925MHz:

1. Level(dBμV/m)

= Antenna Factor(dB/m) + Path Loss(dB) + Read Level(dBμV) - Preamp Factor(dB)

= 32.22(dB/m) + 4.58(dB) + 54.51(dBμV) – 35.86 (dB)

= 55.45 (dBμV/m)

2. Margin (dB)

= Level(dBμV/m) – Limit Line(dBμV/m)

= 55.45(dBμV/m) – 88.2(dBμV/m)

= -32.75(dB)

For Average Limit @ 5925MHz:

1. Level(dBμV/m)

= Antenna Factor(dB/m) + Path Loss(dB) + Read Level(dBμV) - Preamp Factor(dB)

= 32.22(dB/m) + 4.58(dB) + 42.6(dBμV) – 35.86 (dB)

= 43.54(dBμV/m)

2. Margin (dB) = Level(dBμV/m) – Limit Line(dBμV/m)

= 43.54 (dBμV/m) – 68.2(dBμV/m)

= -24.66(dB)

Both peak and average measured complies with the limit line, so test result is “PASS”.

Appendix D. Radiated Spurious Emission Plots

Test Engineer :	Bank Lin, LU WEN-KAI and Karl Hou	**Temperature :**	21.5~25.6°C
		Relative Humidity :	45.1~66.9%

Band 5 - 5925~6425MHz

WIFI 802.11a (Band Edge @ 3m)

WIFI	Band 5 5925~6425MHz Band Edge @ 3m	
ANT	802.11a CH01 5955MHz	
6+7	Horizontal	Fundamental
Peak	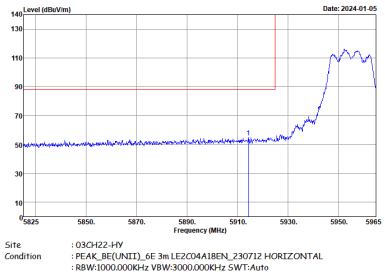	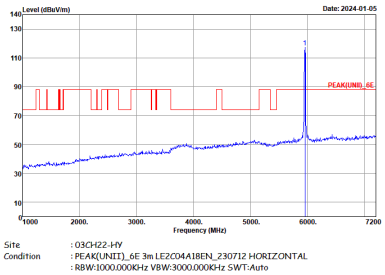
Avg.	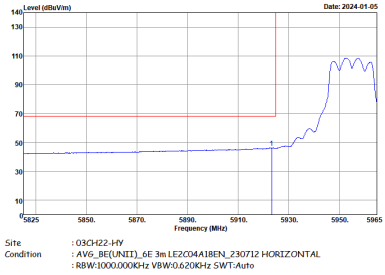	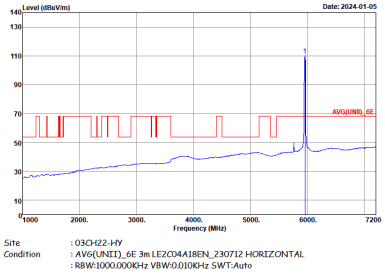

WIFI	Band 5 5925~6425MHz Band Edge @ 3m	
ANT	802.11a CH01 5955MHz	
6+7	Vertical	Fundamental
Peak	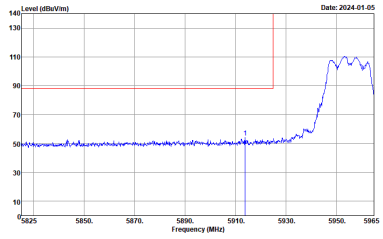	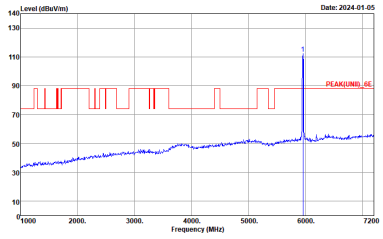
Avg.	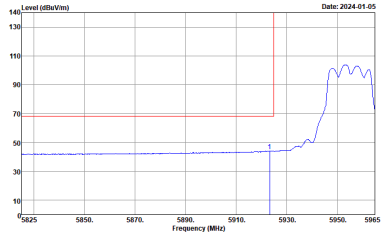	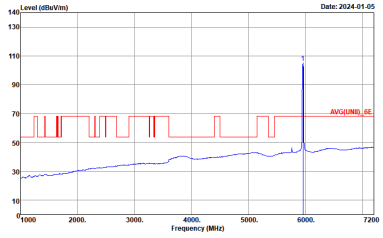

Band 5 5925~6425MHz

WIFI 802.11ax HE20 Full (Band Edge @ 3m)

WIFI	Band 5 5925~6425MHz Band Edge @ 3m	
ANT	802.11ax HE20 Full CH01 5955MHz	
6+7	Horizontal	Fundamental
Peak	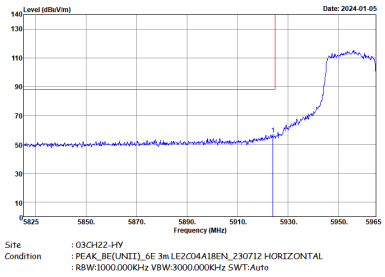	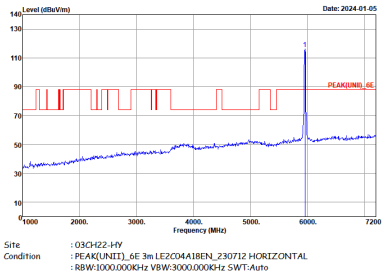
Avg.	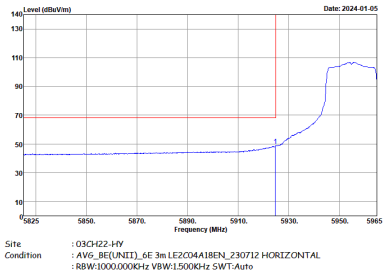	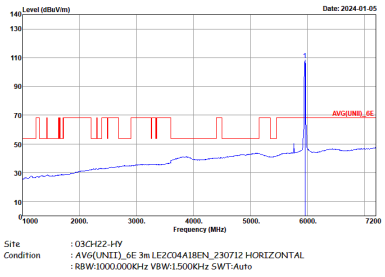

WIFI	Band 5 5925~6425MHz Band Edge @ 3m	
ANT	802.11ax HE20 Full CH01 5955MHz	
6+7	Vertical	Fundamental
Peak	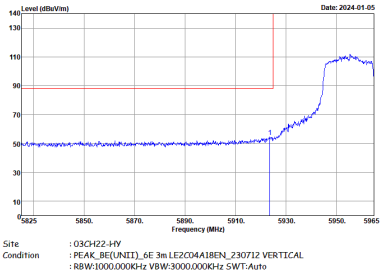	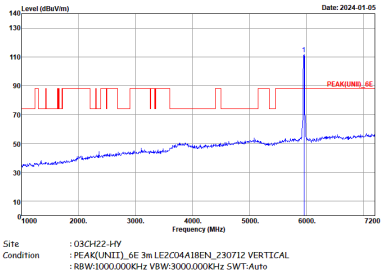
Avg.	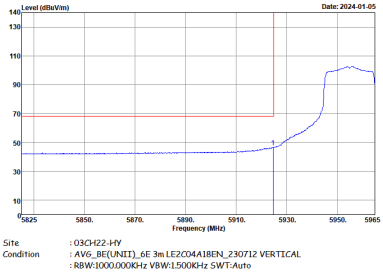	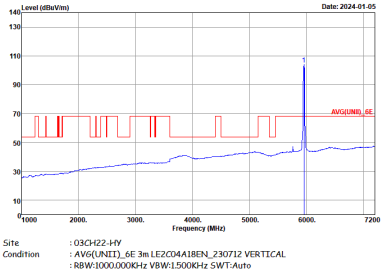

Band 5 5925~6425MHz

WIFI 802.11ax HE20 Partial 106 (Band Edge @ 3m)

WIFI	Band 5 5925~6425MHz Band Edge @ 3m	
ANT	802.11ax HE20 Partial 106/53 CH01 5955MHz	
6+7	Horizontal	Fundamental
Peak	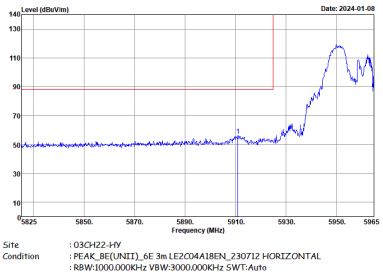	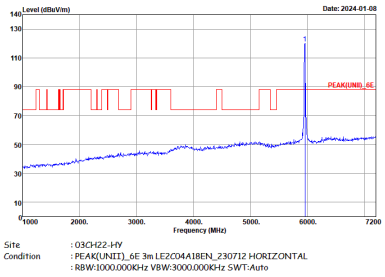
Avg.	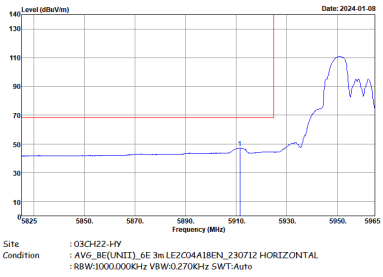	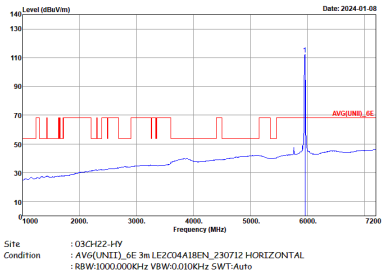

WIFI	Band 5 5925~6425MHz Band Edge @ 3m	
ANT	802.11ax HE20 Partial 106/53 CH01 5955MHz	
6+7	Vertical	Fundamental
Peak	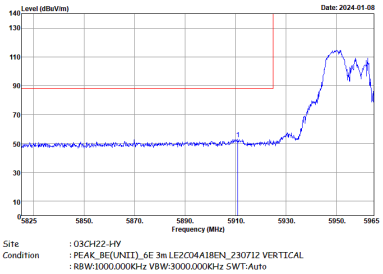	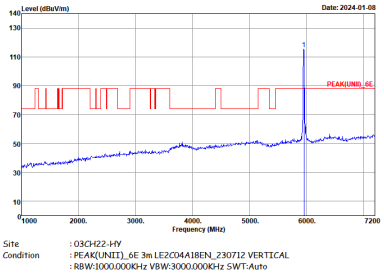
Avg.	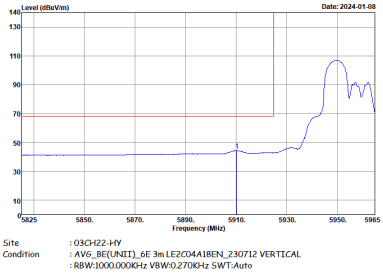	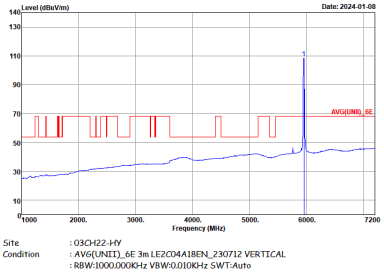

Band 5 5925~6425MHz

WIFI 802.11ax HE40 Full (Band Edge @ 3m)

WIFI	Band 5 5925~6425MHz Band Edge @ 3m	
ANT	802.11ax HE40 Full CH03 5965MHz	
6+7	Horizontal	Fundamental
Peak	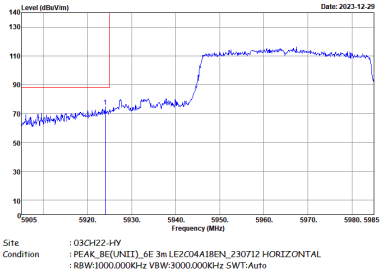	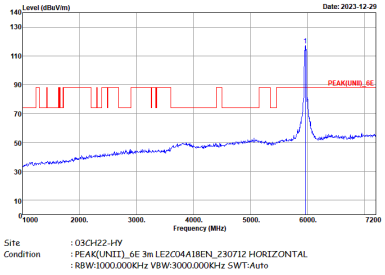
Avg.	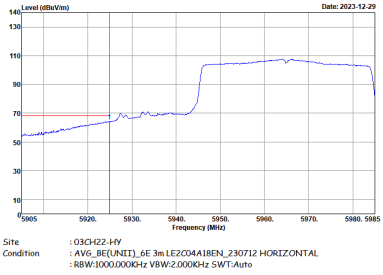	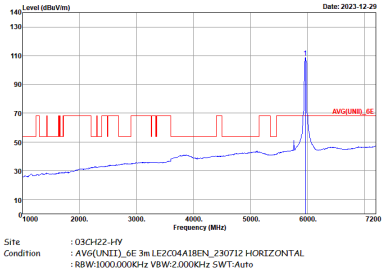

WIFI	Band 5 5925~6425MHz Band Edge @ 3m	
ANT	802.11ax HE40 Full CH03 5965MHz	
6+7	Vertical	Fundamental
Peak	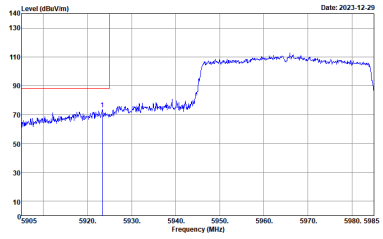	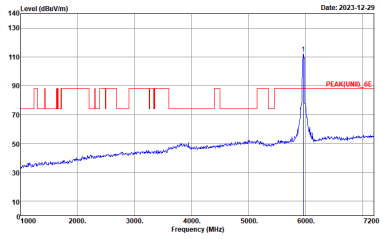
Avg.	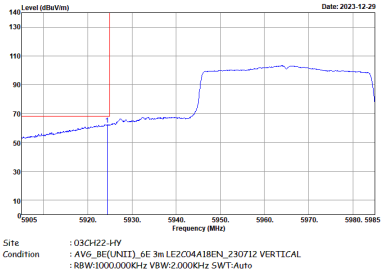	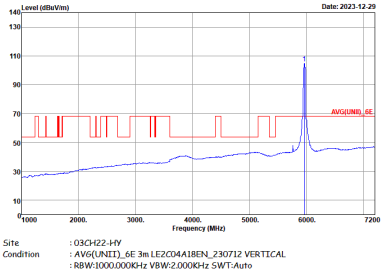

Band 5 5925~6425MHz

WIFI 802.11ax HE40 Partial 242 (Band Edge @ 3m)

WIFI	Band 5 5925~6425MHz Band Edge @ 3m	
ANT	802.11ax HE40 Partial 242/61 CH03 5965MHz	
6+7	Horizontal	Fundamental
Peak	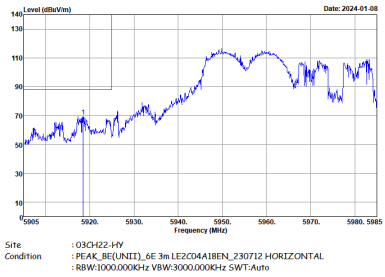	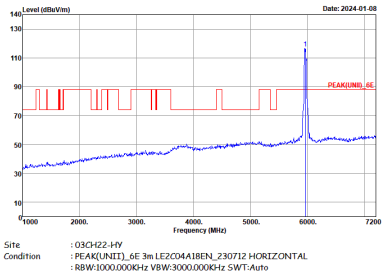
Avg.	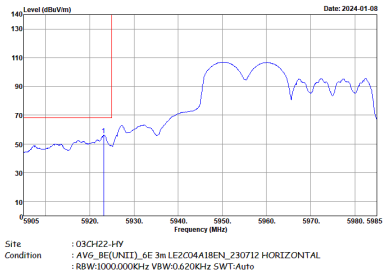	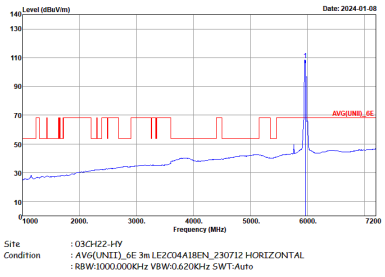

WIFI	Band 5 5925~6425MHz Band Edge @ 3m	
ANT	802.11ax HE40 Partial 242/61 CH03 5965MHz	
6+7	Vertical	Fundamental
Peak	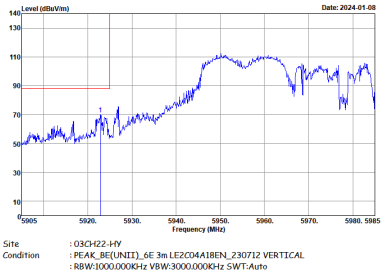	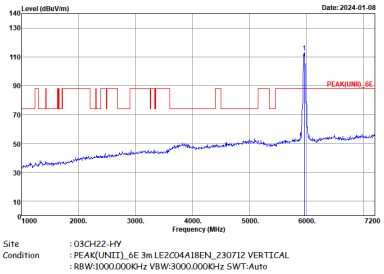
Avg.	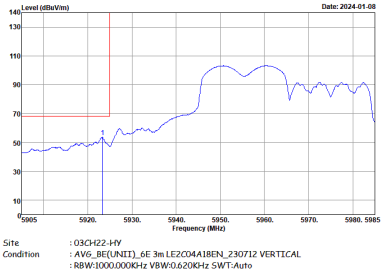	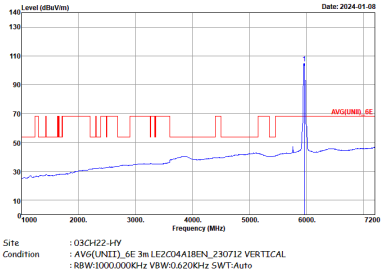

Band 5 5925~6425MHz

WIFI 802.11ax HE80 Full (Band Edge @ 3m)

WIFI	Band 5 5925~6425MHz Band Edge @ 3m	
ANT	802.11ax HE80 Full CH07 5985MHz	
6+7	Horizontal	Fundamental
Peak	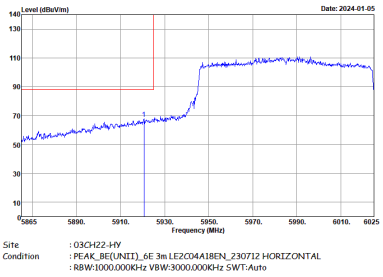	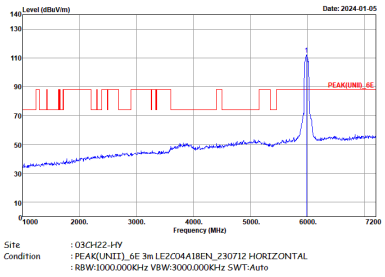
Avg.	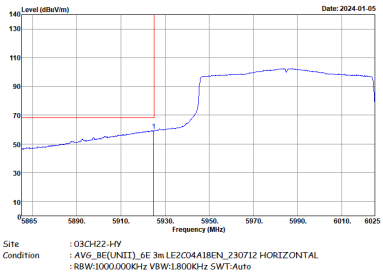	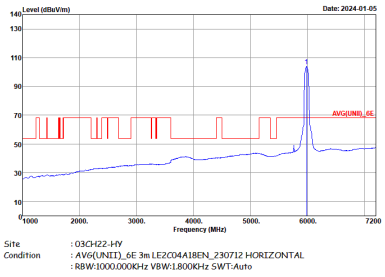

WIFI	Band 5 5925~6425MHz Band Edge @ 3m	
ANT	802.11ax HE80 Full CH07 5985MHz	
6+7	Vertical	Fundamental
Peak	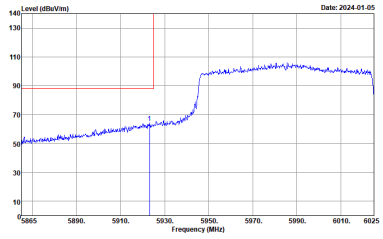	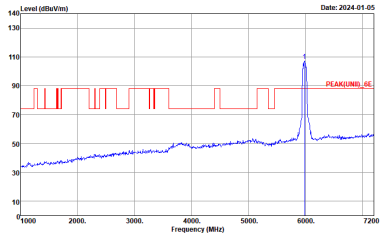
Avg.	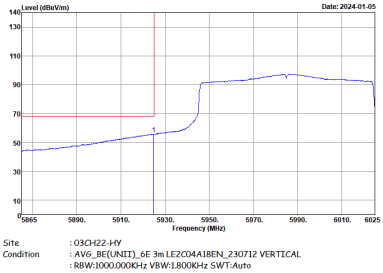	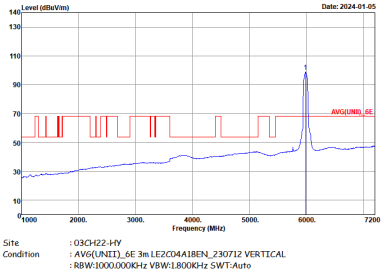

Band 5 5925~6425MHz

WIFI 802.11ax HE80 Partial 484 (Band Edge @ 3m)

WIFI	Band 5 5925~6425MHz Band Edge @ 3m	
ANT	802.11ax HE80 Partial 484/65 CH07 5985MHz	
6+7	Horizontal	Fundamental
Peak	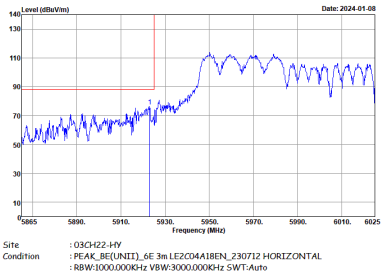	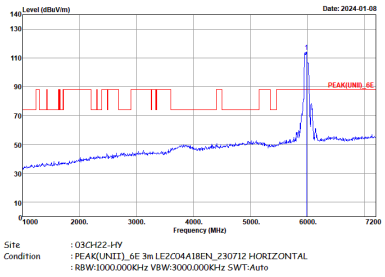
Avg.	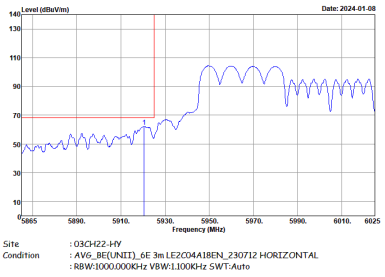	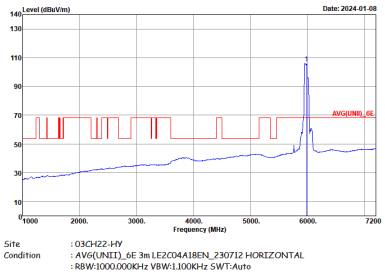

WIFI	Band 5 5925~6425MHz Band Edge @ 3m	
ANT	802.11ax HE80 Partial 484/65 CH07 5985MHz	
6+7	Vertical	Fundamental
Peak	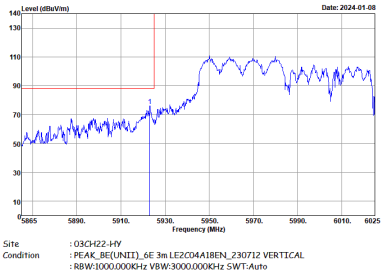	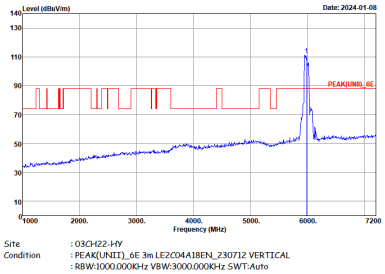
Avg.	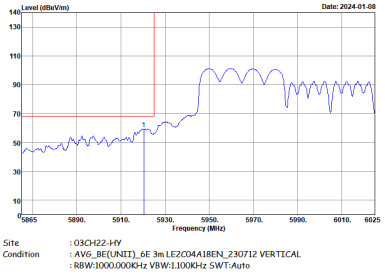	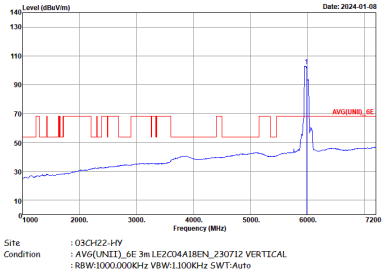

Band 5 5925~6425MHz

WIFI 802.11ax HE160 Full (Band Edge @ 3m)

WIFI	Band 5 5925~6425MHz Band Edge @ 3m	
ANT	802.11ax HE160 Full CH15 6025MHz	
6+7	Horizontal	Fundamental
Peak	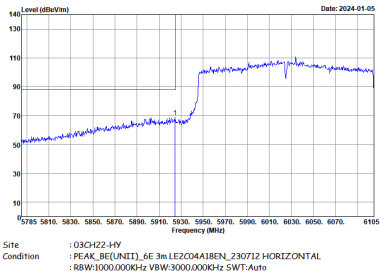	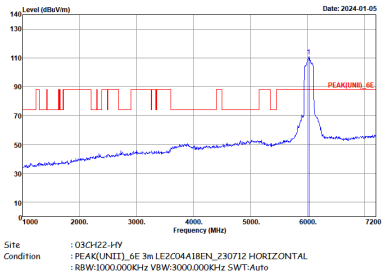
Avg.	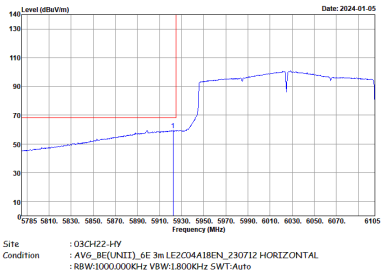	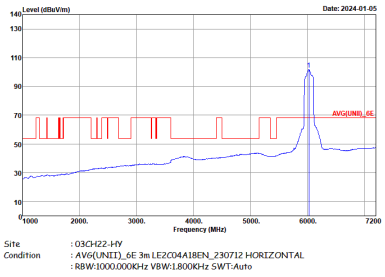

WIFI	Band 5 5925~6425MHz Band Edge @ 3m	
ANT	802.11ax HE160 Full CH15 6025MHz	
6+7	Vertical	Fundamental
Peak	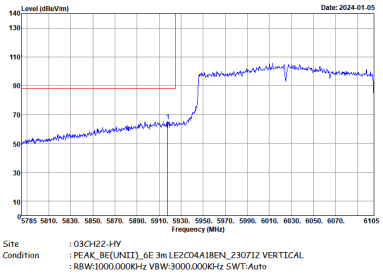	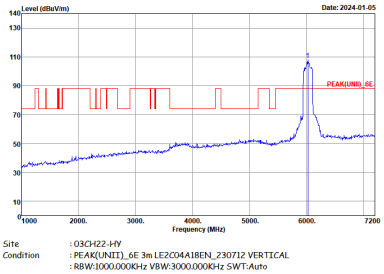
Avg.	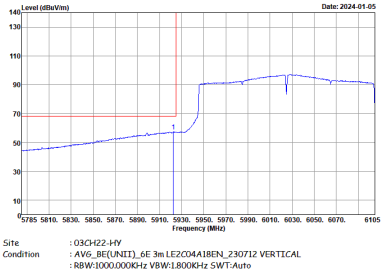	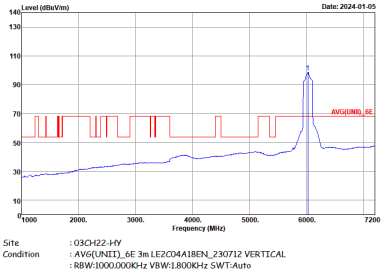

Band 5 5925~6425MHz

WIFI 802.11ax HE160 Partial 996 (Band Edge @ 3m)

WIFI	Band 5 5925~6425MHz Band Edge @ 3m	
ANT	802.11ax HE160 Partial 996/67 CH15 6025MHz	
6+7	Horizontal	Fundamental
Peak	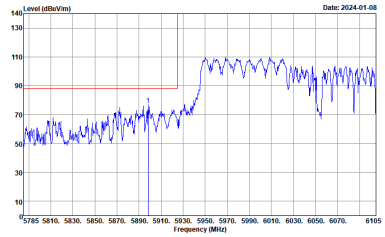	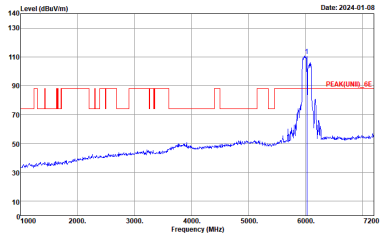
Avg.	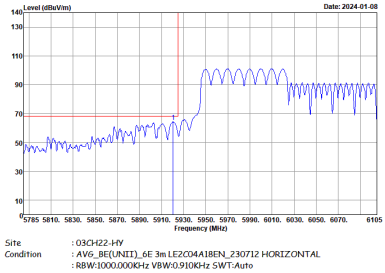	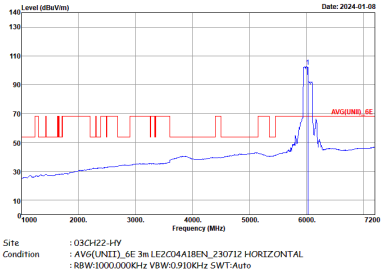

WIFI	Band 5 5925~6425MHz Band Edge @ 3m	
ANT	802.11ax HE160 Partial 996/67 CH15 6025MHz	
6+7	Vertical	Fundamental
Peak	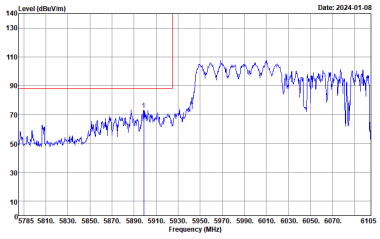	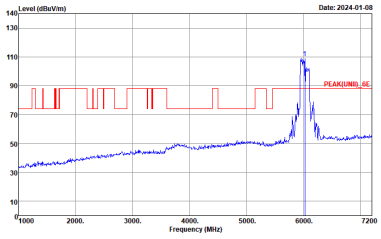
Avg.	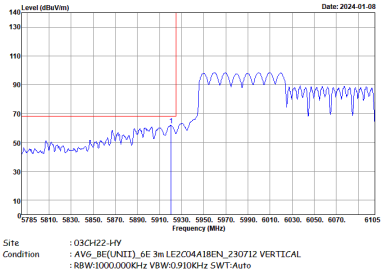	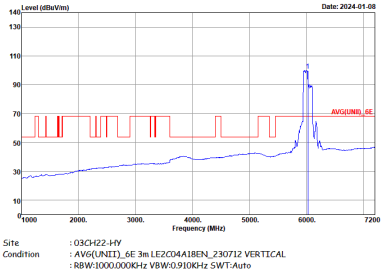

Band 5 - 5925~6425MHz

WIFI 802.11a (Harmonic @ 3m)

WIFI	Band 5 5925~6425MHz Harmonic @ 3m	
ANT	802.11a CH01 5955MHz	
6+7	Horizontal	Vertical
Peak Avg.	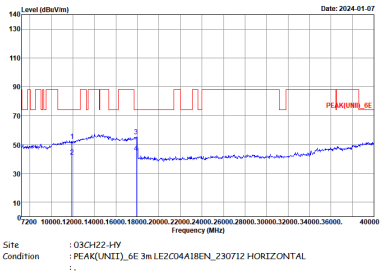	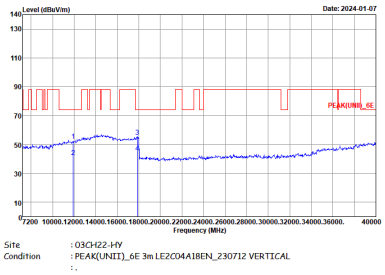

WIFI	Band 5 5925~6425MHz Harmonic @ 3m	
ANT	802.11a CH01 5955MHz	
6+7	Horizontal	Vertical
7.2G ~18G Avg.	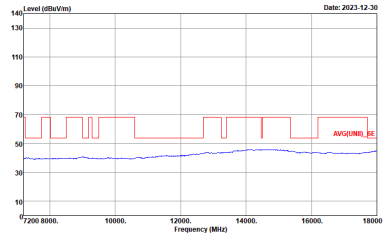	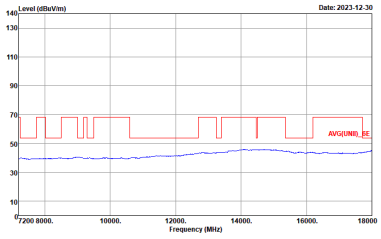
36.4G ~40G Avg	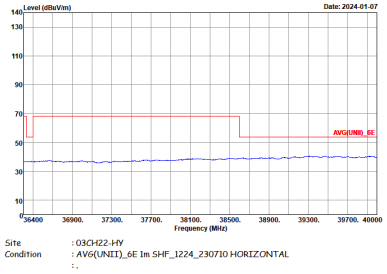	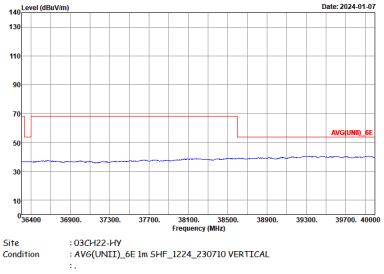

WIFI	Band 5 5925~6425MHz Harmonic @ 3m	
ANT	802.11a CH49 6195MHz	
6+7	Horizontal	Vertical
Peak Avg.	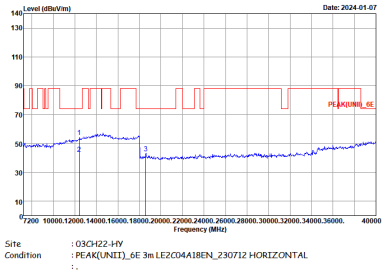	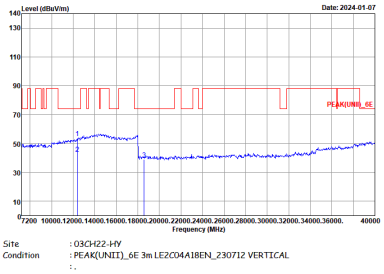

WIFI	Band 5 5925~6425MHz Harmonic @ 3m	
ANT	802.11a CH49 6195MHz	
6+7	Horizontal	Vertical
7.2G ~18G Avg.	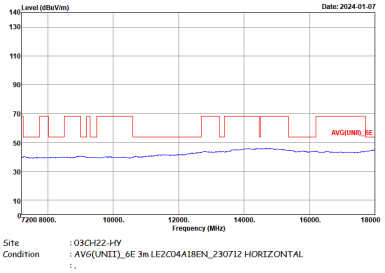	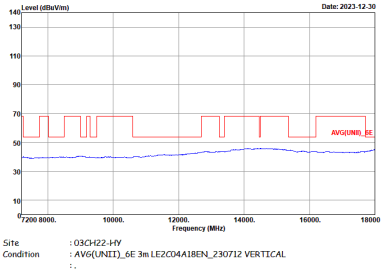
36.4G ~40G Avg	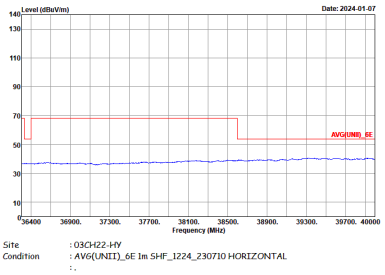	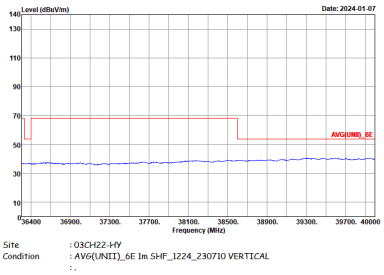

WIFI	Band 5 5925~6425MHz Harmonic @ 3m	
ANT	802.11a CH93 6415MHz	
6+7	Horizontal	Vertical
Peak Avg.	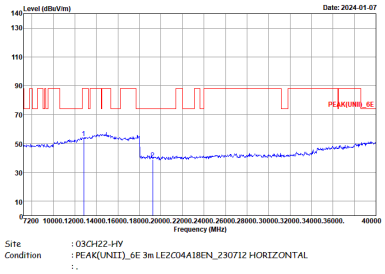	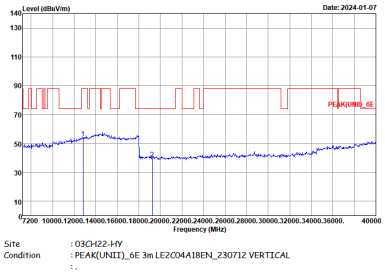

WIFI	Band 5 5925~6425MHz Harmonic @ 3m	
ANT	802.11a CH93 6415MHz	
6+7	Horizontal	Vertical
7.2G ~18G Avg.	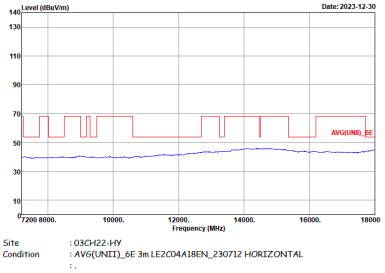	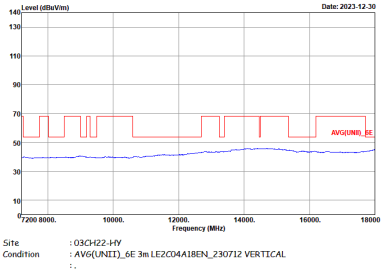
36.4G ~40G Avg	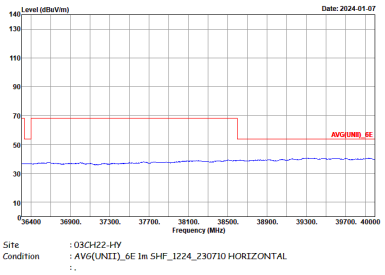	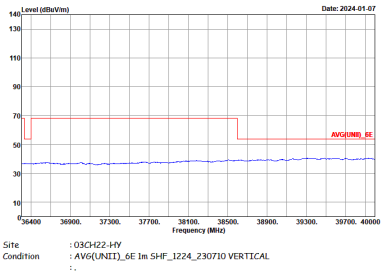

Band 5 5925~6425MHz

WIFI 802.11ax HE20 Full (Harmonic @ 3m)

WIFI	Band 5 5925~6425MHz Harmonic @ 3m	
ANT	802.11ax HE20 Full CH01 5955MHz	
6+7	Horizontal	Vertical
Peak Avg.	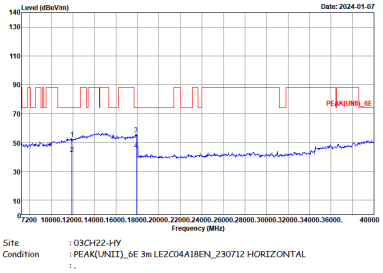	

WIFI	Band 5 5925~6425MHz Harmonic @ 3m	
ANT	802.11ax HE20 Full CH01 5955MHz	
6+7	Horizontal	Vertical
7.2G ~18G Avg.	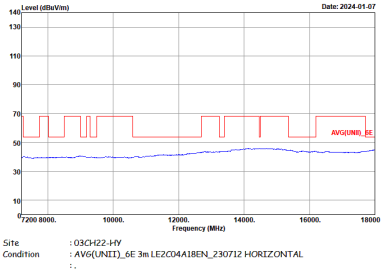	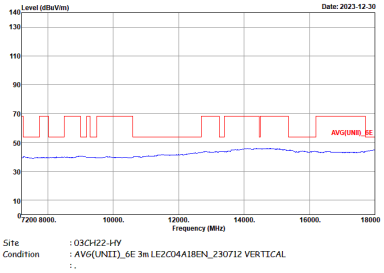
36.4G ~40G Avg	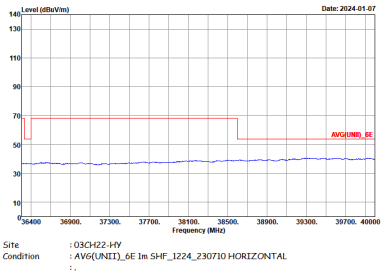	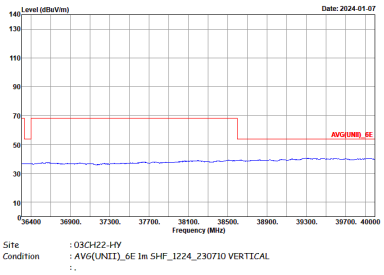

WIFI	Band 5 5925~6425MHz Harmonic @ 3m	
ANT	802.11ax HE20 Full CH49 6195MHz	
6+7	Horizontal	Vertical
Peak Avg.	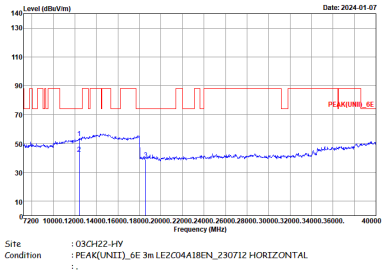	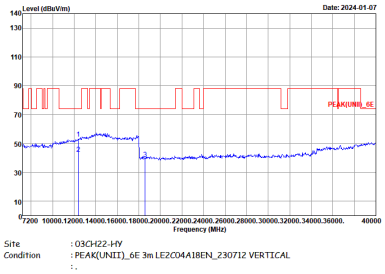

WIFI	Band 5 5925~6425MHz Harmonic @ 3m	
ANT	802.11ax HE20 Full CH49 6195MHz	
6+7	Horizontal	Vertical
7.2G ~18G Avg.	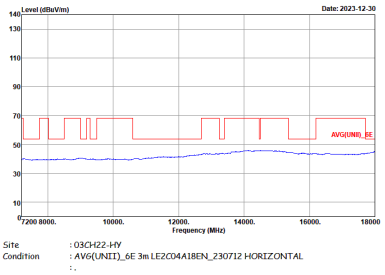	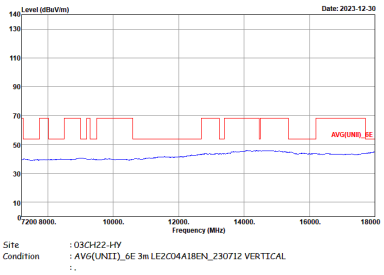
36.4G ~40G Avg	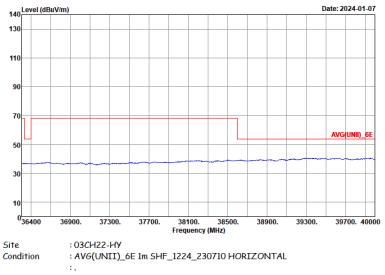	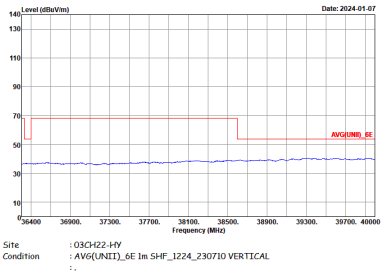

WIFI	Band 5 5925~6425MHz Harmonic @ 3m	
ANT	802.11ax HE20 Full CH93 6415MHz	
6+7	Horizontal	Vertical
Peak Avg.	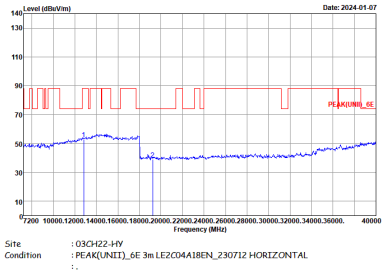	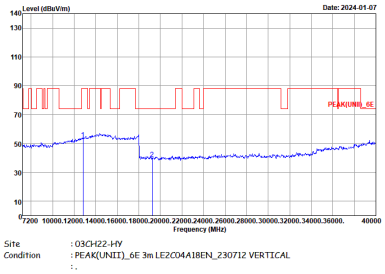

WIFI	Band 5 5925~6425MHz Harmonic @ 3m	
ANT	802.11ax HE20 Full CH93 6415MHz	
6+7	Horizontal	Vertical
7.2G ~18G Avg.	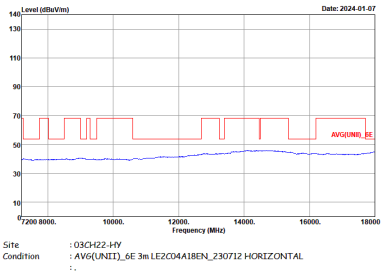	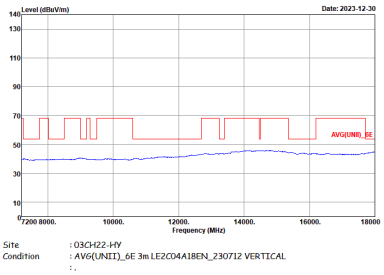
36.4G ~40G Avg	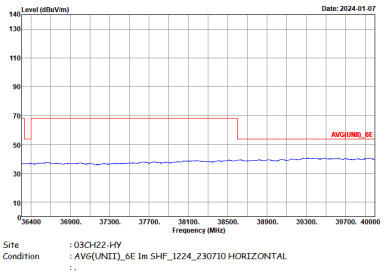	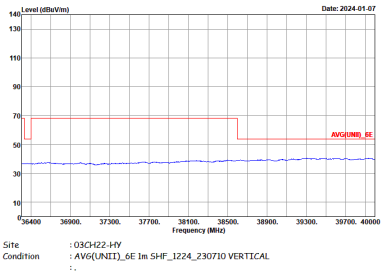

Band 5 5925~6425MHz

WIFI 802.11ax HE40 Full (Harmonic @ 3m)

WIFI	Band 5 5925~6425MHz Harmonic @ 3m	
ANT	802.11ax HE40 Full CH03 5965MHz	
6+7	Horizontal	Vertical
Peak Avg.	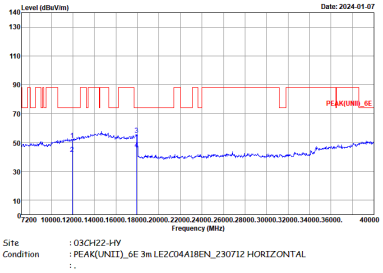	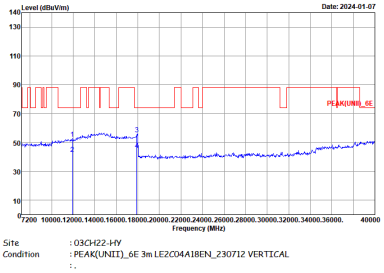

WIFI	Band 5 5925~6425MHz Harmonic @ 3m	
ANT	802.11ax HE40 Full CH03 5965MHz	
6+7	Horizontal	Vertical
7.2G ~18G Avg.	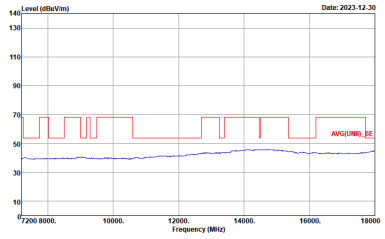	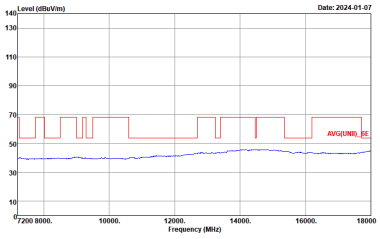
36.4G ~40G Avg	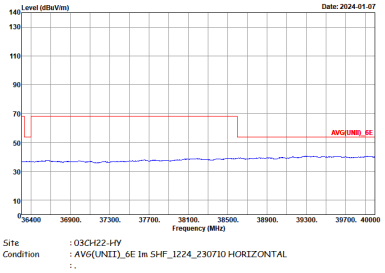	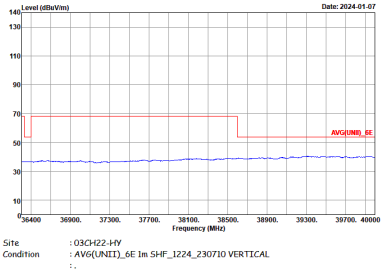

WIFI	Band 5 5925~6425MHz Harmonic @ 3m	
ANT	802.11ax HE40 Full CH51 6205MHz	
6+7	Horizontal	Vertical
Peak Avg.	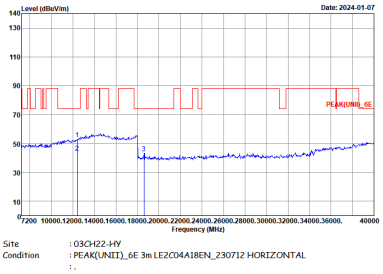	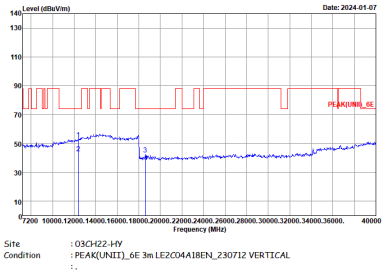

WIFI	Band 5 5925~6425MHz Harmonic @ 3m	
ANT	802.11ax HE40 Full CH51 6205MHz	
6+7	Horizontal	Vertical
7.2G ~18G Avg.	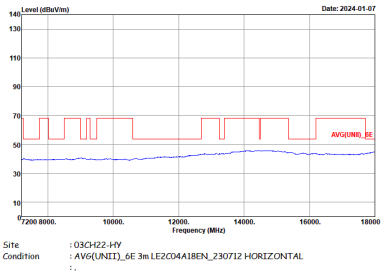	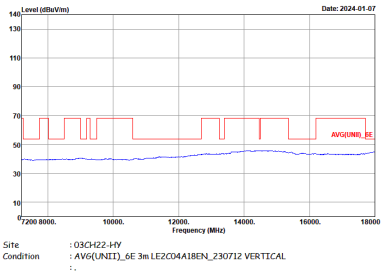
36.4G ~40G Avg	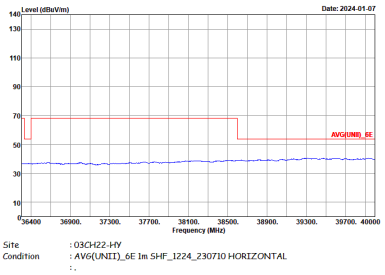	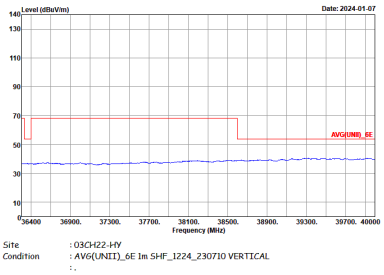

WIFI	Band 5 5925~6425MHz Harmonic @ 3m	
ANT	802.11ax HE40 Full CH91 6405MHz	
6+7	Horizontal	Vertical
Peak Avg.	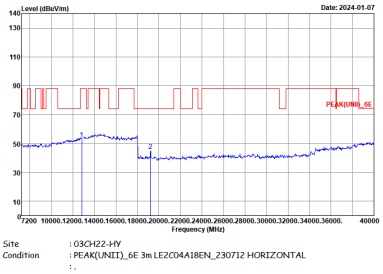	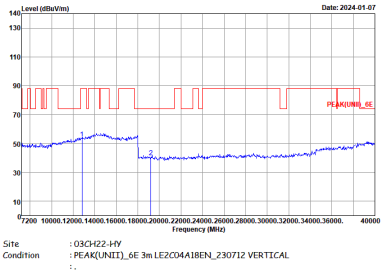

WIFI	Band 5 5925~6425MHz Harmonic @ 3m	
ANT	802.11ax HE40 Full CH91 6405MHz	
6+7	Horizontal	Vertical
7.2G ~18G Avg.	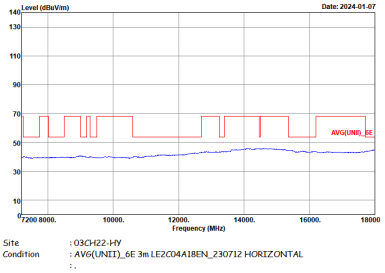	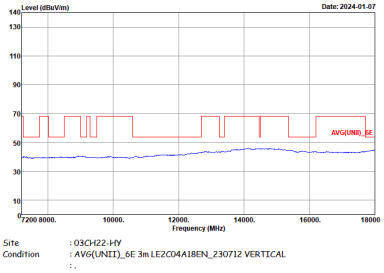
36.4G ~40G Avg	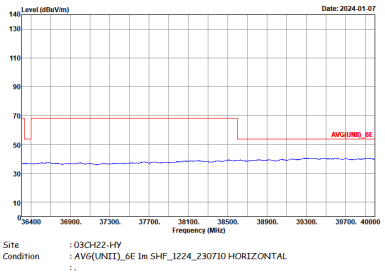	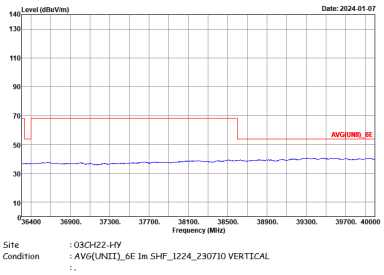

Band 5 5925~6425MHz

WIFI 802.11ax HE80 Full (Harmonic @ 3m)

WIFI	Band 5 5925~6425MHz Harmonic @ 3m	
ANT	802.11ax HE80 Full CH07 5985MHz	
6+7	Horizontal	Vertical
Peak Avg.	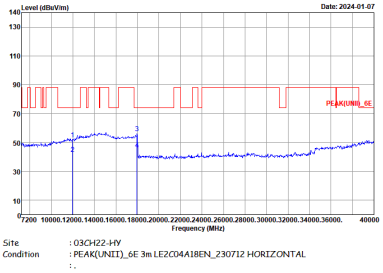	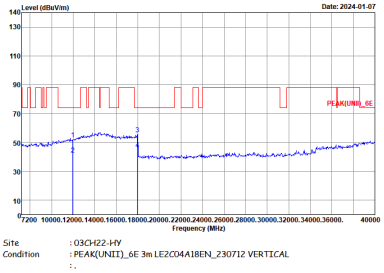

WIFI	Band 5 5925~6425MHz Harmonic @ 3m	
ANT	802.11ax HE80 Full CH07 5985MHz	
6+7	Horizontal	Vertical
7.2G ~18G Avg.	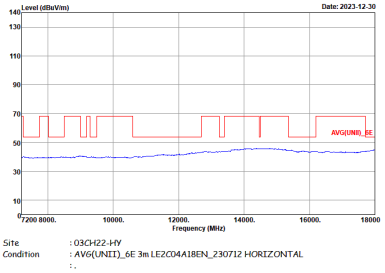	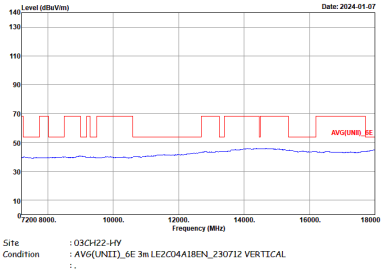
36.4G ~40G Avg	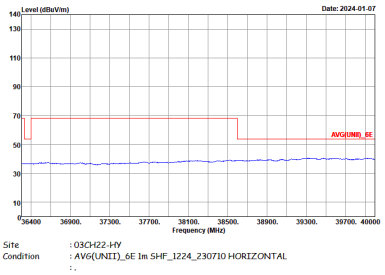	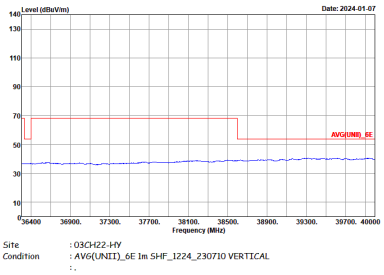

WIFI	Band 5 5925~6425MHz Harmonic @ 3m	
ANT	802.11ax HE80 Full CH55 6225MHz	
6+7	Horizontal	Vertical
Peak Avg.	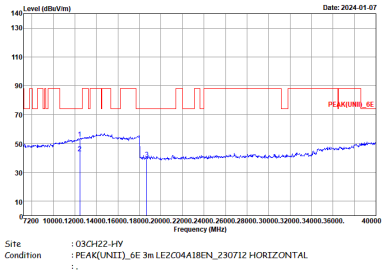	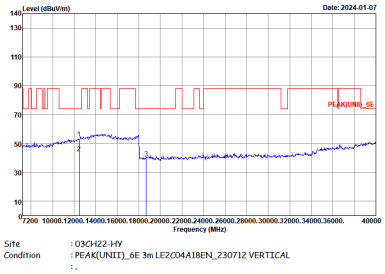

WIFI	Band 5 5925~6425MHz Harmonic @ 3m	
ANT	802.11ax HE80 Full CH55 6225MHz	
6+7	Horizontal	Vertical
7.2G ~18G Avg.	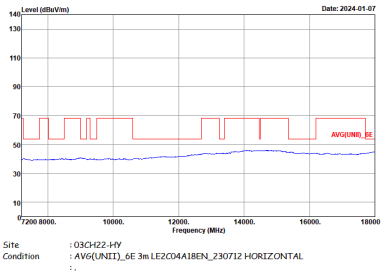	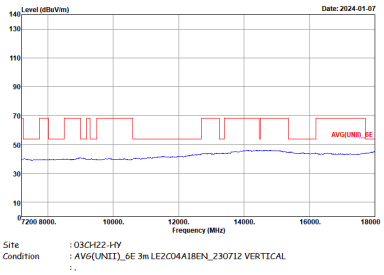
36.4G ~40G Avg	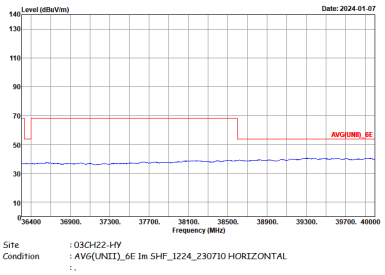	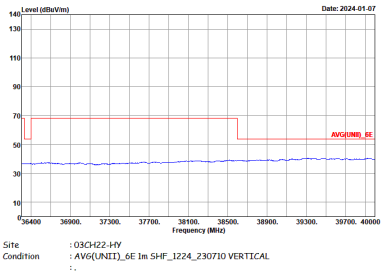
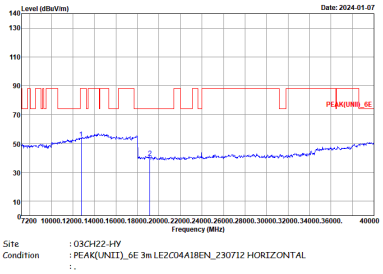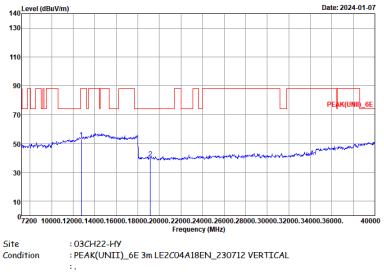
WIFI	Band 5 5925~6425MHz Harmonic @ 3m	
ANT	802.11ax HE80 Full CH87 6385MHz	
6+7	Horizontal	Vertical
Peak Avg.