#01_WLAN2.4GHz_802.11b 1Mbps_Left Cheek_0mm_Ch6;Ant 6+7

Communication System: UID 10415 -AAA, 802.11b; Frequency: 2437 MHz
Medium: HSL_2450_240705 Medium parameters used: f = 2437 MHz; σ = 1.806 S/m; ε_r = 40.169; ρ = 1000 kg/m^3
Ambient Temperature：23.2 ℃; Liquid Temperature：22.2 ℃

DASY5 Configuration:
- Probe: EX3DV4 - SN3642;ConvF(7.51, 6.73, 8.77) @ 2437 MHz;Calibrated: 2024/4/25
- Sensor-Surface: 1.4mm (Mechanical Surface Detection)
- Electronics: DAE4 Sn778; Calibrated: 2024/1/22
- Phantom: SAM_Left; Type: QD 000 P40 CD; Serial: TP:1685
- Measurement SW: DASY52, Version 52.10 (4);SEMCAD X Version 14.6.14 (7501)

Area Scan (91x81x1): Interpolated grid: dx=1.200 mm, dy=1.200 mm
Maximum value of SAR (interpolated) = 0.666 W/kg

Zoom Scan (5x5x7)/Cube 0: Measurement grid: dx=5mm, dy=5mm, dz=5mm
Reference Value = 22.41 V/m; Power Drift = -0.05 dB
Peak SAR (extrapolated) = 0.75 W/kg
SAR(1 g) = 0.468 W/kg; SAR(10 g) = 0.265 W/kg
Smallest distance from peaks to all points 3 dB below = 12.9 mm
Ratio of SAR at M2 to SAR at M1 = 62.8%
Maximum value of SAR (measured) = 0.650 W/kg



0 dB = 0.650 W/kg = -1.87 dBW/kg

#02_WLAN5GHz_802.11n-HT40 MCS0_Left Cheek_0mm_Ch54;Ant 6+7

Communication System: UID 10599 - AAC, 802.11n ; Frequency: 5270 MHz
Medium: HSL_5G_240605 Medium parameters used: f = 5270 MHz; σ = 4.607 S/m; ε_r = 36.955; ρ = 1000 kg/m^3
Ambient Temperature：23.5 ℃; Liquid Temperature：22.5 ℃

DASY5 Configuration:
- Probe: EX3DV4 - SN3642;ConvF(4.46, 4.11, 5.36) @ 5270 MHz;Calibrated: 2024/4/25
- Sensor-Surface: 1.4mm (Mechanical Surface Detection)
- Electronics: DAE4 Sn778; Calibrated: 2024/1/22
- Phantom: SAM_Right; Type: SAM; Serial: TP:1815
- Measurement SW: DASY52, Version 52.10 (4);SEMCAD X Version 14.6.14 (7501)

Area Scan (121x181x1): Interpolated grid: dx=1.000 mm, dy=1.000 mm
Maximum value of SAR (interpolated) = 1.09 W/kg

Zoom Scan (7x7x7)/Cube 0: Measurement grid: dx=4mm, dy=4mm, dz=1.4mm
Reference Value = 17.00 V/m; Power Drift = -0.16 dB
Peak SAR (extrapolated) = 2.34 W/kg
SAR(1 g) = 0.588 W/kg; SAR(10 g) = 0.203 W/kg
Smallest distance from peaks to all points 3 dB below = 8.5 mm
Ratio of SAR at M2 to SAR at M1 = 62.8%
Maximum value of SAR (measured) = 1.35 W/kg

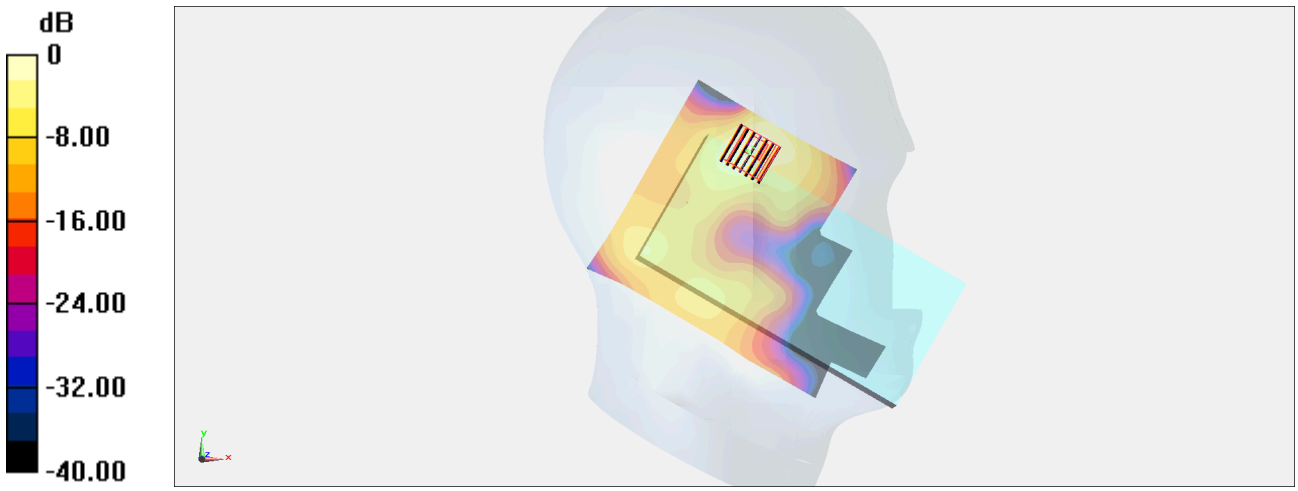

0 dB = 1.35 W/kg = 1.30 dBW/kg

#03_WLAN5GHz_802.11ac-VHT80 MCS0_Left Cheek_0mm_Ch122;Ant 6+7

Communication System: UID 10626 - AAC, 802.11ac; Frequency: 5610 MHz
Medium: HSL_5G_240605 Medium parameters used: f = 5610 MHz; σ = 4.944 S/m; ε_r = 36.475; ρ = 1000 kg/m^3
Ambient Temperature：23.5 ℃; Liquid Temperature：22.5 ℃

DASY5 Configuration:
- Probe: EX3DV4 - SN3642;ConvF(3.96, 3.67, 4.73) @ 5610 MHz;Calibrated: 2024/4/25
- Sensor-Surface: 1.4mm (Mechanical Surface Detection)
- Electronics: DAE4 Sn778; Calibrated: 2024/1/22
- Phantom: SAM_Right; Type: SAM; Serial: TP:1815
- Measurement SW: DASY52, Version 52.10 (4);SEMCAD X Version 14.6.14 (7501)

Area Scan (121x181x1): Interpolated grid: dx=1.000 mm, dy=1.000 mm
Maximum value of SAR (interpolated) = 1.35 W/kg

Zoom Scan (7x7x7)/Cube 0: Measurement grid: dx=4mm, dy=4mm, dz=1.4mm
Reference Value = 18.33 V/m; Power Drift = 0.02 dB
Peak SAR (extrapolated) = 3.06 W/kg
SAR(1 g) = 0.762 W/kg; SAR(10 g) = 0.275 W/kg
Smallest distance from peaks to all points 3 dB below = 8.9 mm
Ratio of SAR at M2 to SAR at M1 = 61.9%
Maximum value of SAR (measured) = 1.82 W/kg



0 dB = 1.82 W/kg = 2.60 dBW/kg

#04_WLAN5GHz_802.11ac-VHT80 MCS0_Right Cheek_0mm_Ch155;Ant 6+7

Communication System: UID 10626 - AAC, 802.11ac; Frequency: 5775 MHz
Medium: HSL_5G_240604 Medium parameters used: f = 5775 MHz; σ = 5.38 S/m; ε_r = 35.461; ρ = 1000 kg/m^3
Ambient Temperature：23.5 ℃; Liquid Temperature：22.5 ℃

DASY5 Configuration:
- Probe: EX3DV4 - SN3642;ConvF(4.03, 3.72, 4.8) @ 5775 MHz;Calibrated: 2024/4/25
- Sensor-Surface: 1.4mm (Mechanical Surface Detection)
- Electronics: DAE4 Sn778; Calibrated: 2024/1/22
- Phantom: SAM_Right; Type: SAM; Serial: TP:1815
- Measurement SW: DASY52, Version 52.10 (4);SEMCAD X Version 14.6.14 (7501)

Area Scan (121x191x1): Interpolated grid: dx=1.000 mm, dy=1.000 mm
Maximum value of SAR (interpolated) = 2.21 W/kg

Zoom Scan (7x7x7)/Cube 0: Measurement grid: dx=4mm, dy=4mm, dz=1.4mm
Reference Value = 20.81 V/m; Power Drift = -0.07 dB
Peak SAR (extrapolated) = 2.84 W/kg
SAR(1 g) = 0.678 W/kg; SAR(10 g) = 0.228 W/kg
Smallest distance from peaks to all points 3 dB below = 5.8 mm
Ratio of SAR at M2 to SAR at M1 = 63.4%
Maximum value of SAR (measured) = 1.66 W/kg



0 dB = 1.66 W/kg = 2.20 dBW/kg

Date: 2024-06-09

#05_WLAN6GHz_802.11ax-HE160 MCS0_Left Cheek_0mm_Ch47;Ant 6+7

Communication System: IEEE 802.11ax; Frequency: 6185.000 MHz
Medium: HSL_6500_240609 Medium parameters used: f= 6185.000 MHz; σ= 5.76 S/m; ε_r = 35.9
Ambient Temperature: 23.5°C; Liquid Temperature: 22.5°C

DASY6 Configuration:
- Probe: EX3DV4 - SN7692; ConvF(5.45, 5.38, 6.12); Calibrated: 2023-07-18
- Sensor-Surface: 1.4 mm
- Electronics: DAE4 Sn1311; Calibrated: 2023-09-13
- Phantom: Twin-SAM V5.0 (30deg probe tilt); Serial: 1719; Section: LeftHead
- Measurement Software: 16.2.4.2524
- UID: WLAN, 10743-AAC

Area Scan (119.0 mm x 204.0 mm): Measurement Grid: 8.5 mm x 8.5 mm
SAR (1g) = 0.555 W/kg; SAR (10g) = 0.197 W/kg;

Zoom Scan (23.8 mm x 23.8 mm x 22.0 mm): Measurement Grid: 3.4 mm x 3.4 mm x 1.4 mm
Power Drift = -0.17 dB
SAR (1g) = 0.555 W/kg; SAR (8g) = 0.218 W/kg; SAR (10g) = 0.192 W/kg
Smallest distance from peaks to all points 3 dB below = 8.9 mm
Ratio of SAR at M2 to SAR at M1 = 58.6 %
psAPD (1.0cm2, sq) = 5.55 [W/m2]; psAPD (4.0cm2, sq) = 4.35 [W/m2]

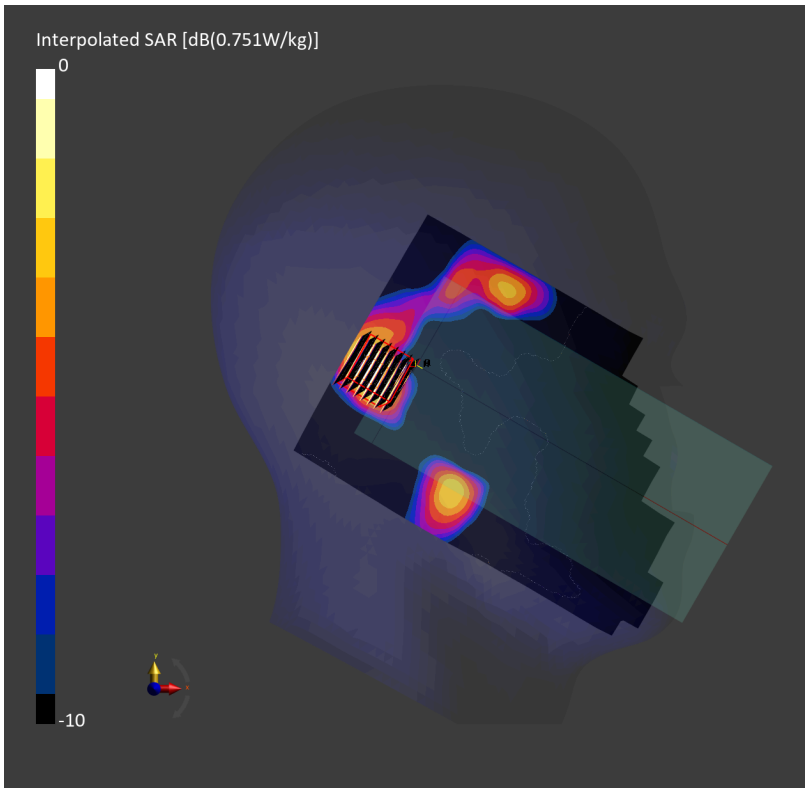

#06_Bluetooth_1Mbps_Right Cheek_0mm_Ch0;Ant 7

Communication System: UID 10030 - CAA, Bluetooth; Frequency: 2402 MHz
Medium: HSL_2450_240608 Medium parameters used: f = 2402 MHz; σ = 1.75 S/m; ε_r = 40.225; ρ = 1000 kg/m^3
Ambient Temperature：23.6 ℃; Liquid Temperature：22.6 ℃

DASY5 Configuration:
- Probe: EX3DV4 - SN3642;ConvF(7.51, 6.73, 8.77) @ 2402 MHz;Calibrated: 2024/4/25
- Sensor-Surface: 1.4mm (Mechanical Surface Detection)
- Electronics: DAE4 Sn778; Calibrated: 2024/1/22
- Phantom: SAM_Left; Type: QD 000 P40 CD; Serial: TP:1685
- Measurement SW: DASY52, Version 52.10 (4);SEMCAD X Version 14.6.14 (7501)

Area Scan (101x101x1): Interpolated grid: dx=1.200 mm, dy=1.200 mm
Maximum value of SAR (interpolated) = 0.0340 W/kg

Zoom Scan (7x7x7)/Cube 0: Measurement grid: dx=5mm, dy=5mm, dz=5mm
Reference Value = 2.921 V/m; Power Drift = -0.02 dB
Peak SAR (extrapolated) = 0.0220 W/kg
SAR(1 g) = 0.011 W/kg; SAR(10 g) = 0.00593 W/kg
Smallest distance from peaks to all points 3 dB below: Larger than measurement grid (> 15 mm)
Ratio of SAR at M2 to SAR at M1 = 49%
Maximum value of SAR (measured) = 0.0163 W/kg



0 dB = 0.0163 W/kg = -17.88 dBW/kg

#07_WLAN2.4GHz_802.11b 1Mbps_Back_10mm_Ch6;Ant 6

Communication System: UID 10415 - AAA, 802.11b; Frequency: 2437 MHz
Medium: HSL_2450_240705 Medium parameters used: f = 2437 MHz; σ = 1.806 S/m; ε_r = 40.169; ρ = 1000 kg/m^3
Ambient Temperature：23.2 ℃; Liquid Temperature：22.2 ℃

DASY5 Configuration:
- Probe: EX3DV4 - SN3642; ConvF(7.51, 6.73, 8.77) @ 2437 MHz; Calibrated: 2024/4/25
- Sensor-Surface: 1.4mm (Mechanical Surface Detection)
- Electronics: DAE4 Sn778; Calibrated: 2024/1/22
- Phantom: SAM_Left; Type: QD 000 P40 CD; Serial: TP:1685
- Measurement SW: DASY52, Version 52.10 (4);SEMCAD X Version 14.6.14 (7501)

Area Scan (111x101x1): Interpolated grid: dx=1.200 mm, dy=1.200 mm
Maximum value of SAR (interpolated) = 1.21 W/kg

Zoom Scan (7x7x7)/Cube 0: Measurement grid: dx=5mm, dy=5mm, dz=5mm
Reference Value = 25.89 V/m; Power Drift = -0.10 dB
Peak SAR (extrapolated) = 1.37 W/kg
SAR(1 g) = 0.799 W/kg; SAR(10 g) = 0.447 W/kg
Smallest distance from peaks to all points 3 dB below = 13 mm
Ratio of SAR at M2 to SAR at M1 = 58.5%
Maximum value of SAR (measured) = 1.17 W/kg

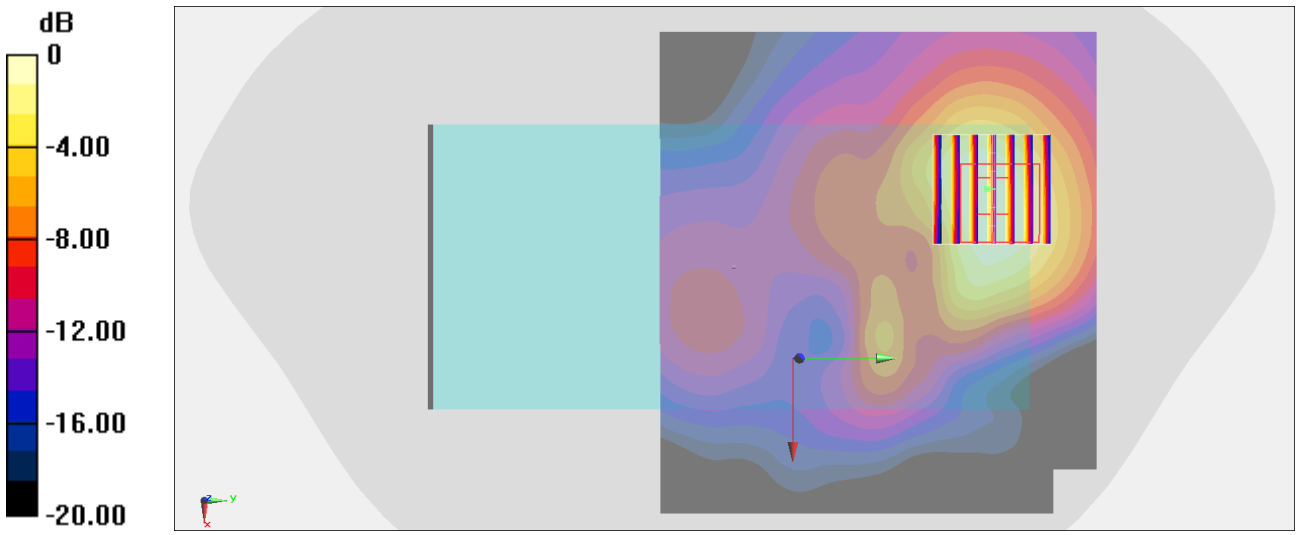

0 dB = 1.17 W/kg = 0.68 dBW/kg

#08_Bluetooth_1Mbps_Right Side_10mm_Ch0;Ant 7

Communication System: UID 10030 - CAA, Bluetooth; Frequency: 2402 MHz
Medium: HSL_2450_240608 Medium parameters used: f = 2402 MHz; σ = 1.75 S/m; ε_r = 40.225; ρ = 1000 kg/m^3
Ambient Temperature：23.6 ℃; Liquid Temperature：22.6 ℃

DASY5 Configuration:
- Probe: EX3DV4 - SN3642;ConvF(7.51, 6.73, 8.77) @ 2402 MHz;Calibrated: 2024/4/25
- Sensor-Surface: 1.4mm (Mechanical Surface Detection)
- Electronics: DAE4 Sn778; Calibrated: 2024/1/22
- Phantom: SAM_Left; Type: QD 000 P40 CD; Serial: TP:1685
- Measurement SW: DASY52, Version 52.10 (4);SEMCAD X Version 14.6.14 (7501)

Area Scan (61x81x1): Interpolated grid: dx=1.200 mm, dy=1.200 mm
Maximum value of SAR (interpolated) = 0.0184 W/kg

Zoom Scan (7x7x7)/Cube 0: Measurement grid: dx=5mm, dy=5mm, dz=5mm
Reference Value = 2.097 V/m; Power Drift = -0.08 dB
Peak SAR (extrapolated) = 0.0160 W/kg
SAR(1 g) = 0.00204 W/kg; SAR(10 g) = 0.000481 W/kg
Smallest distance from peaks to all points 3 dB below: Larger than measurement grid (> 15 mm)
Ratio of SAR at M2 to SAR at M1 = 40.2%
Maximum value of SAR (measured) = 0.00878 W/kg



0 dB = 0.00878 W/kg = -20.57 dBW/kg

#09_RFID_Back_10mm_902.75MHz;Ant 7

Communication System: RFID; Frequency: 902.75 MHz
Medium: HSL_900_240711 Medium parameters used: f = 903 MHz; σ = 0.963 S/m; ε_r = 42.043; ρ = 1000 kg/m^3
Ambient Temperature：23.5 ℃; Liquid Temperature：22.5 ℃

DASY5 Configuration:
- Probe: EX3DV4 - SN7814; ConvF(9.16, 8.76, 8.98) @ 902.75 MHz; Calibrated: 2024/6/20
- Sensor-Surface: 1.4mm (Mechanical Surface Detection)
- Electronics: DAE4 Sn1512; Calibrated: 2024/3/14
- Phantom: SAM_Left; Type: QD000P40CD; Serial: 1719
- Measurement SW: DASY52, Version 52.10 (4);SEMCAD X Version 14.6.14 (7501)

Area Scan (81x81x1): Interpolated grid: dx=1.500 mm, dy=1.500 mm
Maximum value of SAR (interpolated) = 1.18 W/kg

Zoom Scan (5x5x7)/Cube 0: Measurement grid: dx=8mm, dy=8mm, dz=5mm
Reference Value = 36.17 V/m; Power Drift = -0.03 dB
Peak SAR (extrapolated) = 1.27 W/kg
SAR(1 g) = 0.799 W/kg; SAR(10 g) = 0.486 W/kg
Smallest distance from peaks to all points 3 dB below = 11.3 mm
Ratio of SAR at M2 to SAR at M1 = 63.4%
Maximum value of SAR (measured) = 1.13 W/kg

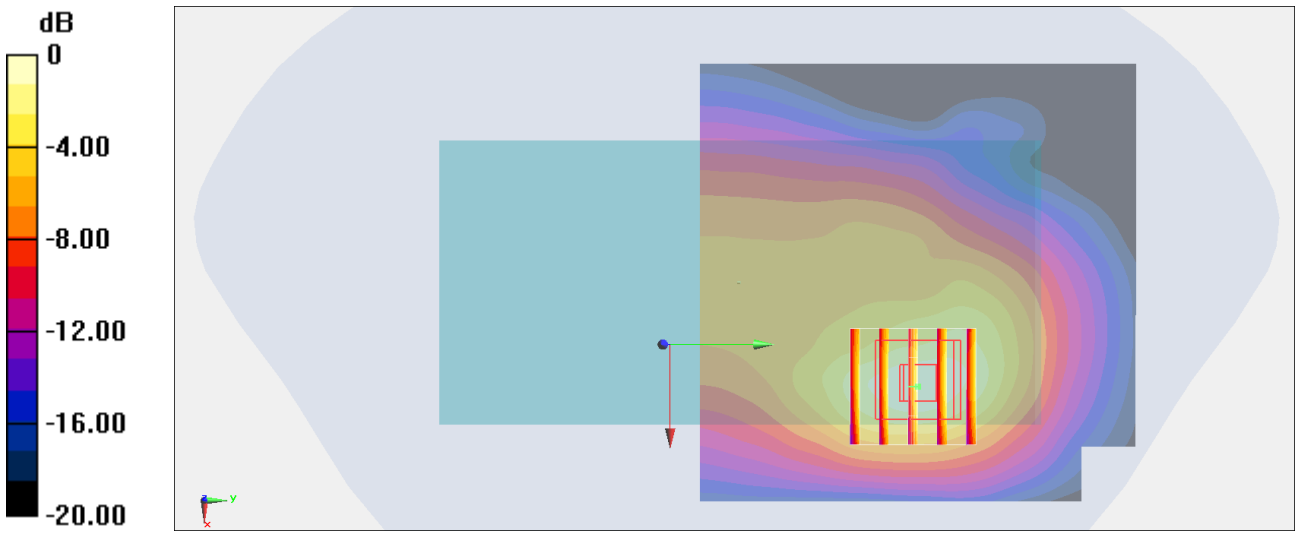

0 dB = 1.13 W/kg = 0.53 dBW/kg

#10_WLAN2.4GHz_802.11b 1Mbps_Back_0mm_Ch6;Ant 6+7

Communication System: UID 10415 -AAA, 802.11b; Frequency: 2437 MHz
Medium: HSL_2450_240705 Medium parameters used: f = 2437 MHz; σ = 1.806 S/m; ε_r = 40.169; ρ = 1000 kg/m^3
Ambient Temperature：23.2 ℃; Liquid Temperature：22.2 ℃

DASY5 Configuration:
- Probe: EX3DV4 - SN3642;ConvF(7.51, 6.73, 8.77) @ 2437 MHz;Calibrated: 2024/4/25
- Sensor-Surface: 1.4mm (Mechanical Surface Detection)
- Electronics: DAE4 Sn778; Calibrated: 2024/1/22
- Phantom: SAM_Left; Type: QD 000 P40 CD; Serial: TP:1685
- Measurement SW: DASY52, Version 52.10 (4);SEMCAD X Version 14.6.14 (7501)

Area Scan (111x101x1): Interpolated grid: dx=1.200 mm, dy=1.200 mm
Maximum value of SAR (interpolated) = 0.533 W/kg

Zoom Scan (7x7x7)/Cube 0: Measurement grid: dx=5mm, dy=5mm, dz=5mm
Reference Value = 17.95 V/m; Power Drift = -0.09 dB
Peak SAR (extrapolated) = 0.606 W/kg
SAR(1 g) = 0.360 W/kg; SAR(10 g) = 0.207 W/kg
Smallest distance from peaks to all points 3 dB below = 19.8 mm
Ratio of SAR at M2 to SAR at M1 = 58.3%
Maximum value of SAR (measured) = 0.519 W/kg

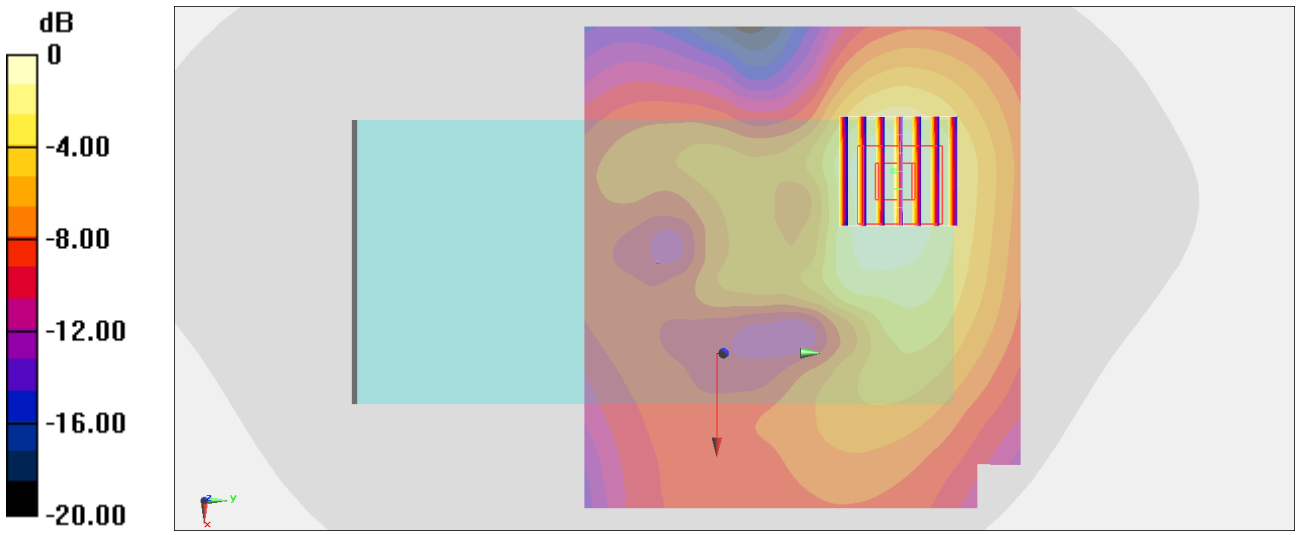

0 dB = 0.519 W/kg = -2.85 dBW/kg

#11_WLAN5GHz_802.11n-HT40 MCS0_Back_0mm_Ch54;Ant 6+7;Holster

Communication System: UID 10599 - AAB, IEEE 802.11n; Frequency: 5270 MHz
Medium: HSL_5G_240605 Medium parameters used: f = 5270 MHz; σ = 4.607 S/m; ε_r = 36.955; ρ = 1000 kg/m^3
Ambient Temperature：23.5 ℃; Liquid Temperature：22.5 ℃

DASY5 Configuration:
- Probe: EX3DV4 - SN3642; ConvF(4.46, 4.11, 5.36) @ 5270 MHz; Calibrated: 2024/4/25
- Sensor-Surface: 1.4mm (Mechanical Surface Detection)
- Electronics: DAE4 Sn778; Calibrated: 2024/1/22
- Phantom: SAM_Right; Type: SAM; Serial: TP:1815
- Measurement SW: DASY52, Version 52.10 (4);SEMCAD X Version 14.6.14 (7483)

Area Scan (141x121x1): Interpolated grid: dx=1.000 mm, dy=1.000 mm
Maximum value of SAR (interpolated) = 0.997 W/kg

Zoom Scan (7x7x7)/Cube 0: Measurement grid: dx=4mm, dy=4mm, dz=1.4mm
Reference Value = 15.20 V/m; Power Drift = -0.12 dB
Peak SAR (extrapolated) = 3.00 W/kg
SAR(1 g) = 0.536 W/kg; SAR(10 g) = 0.191 W/kg
Smallest distance from peaks to all points 3 dB below = 6.4 mm
Ratio of SAR at M2 to SAR at M1 = 60.8%
Maximum value of SAR (measured) = 1.74 W/kg

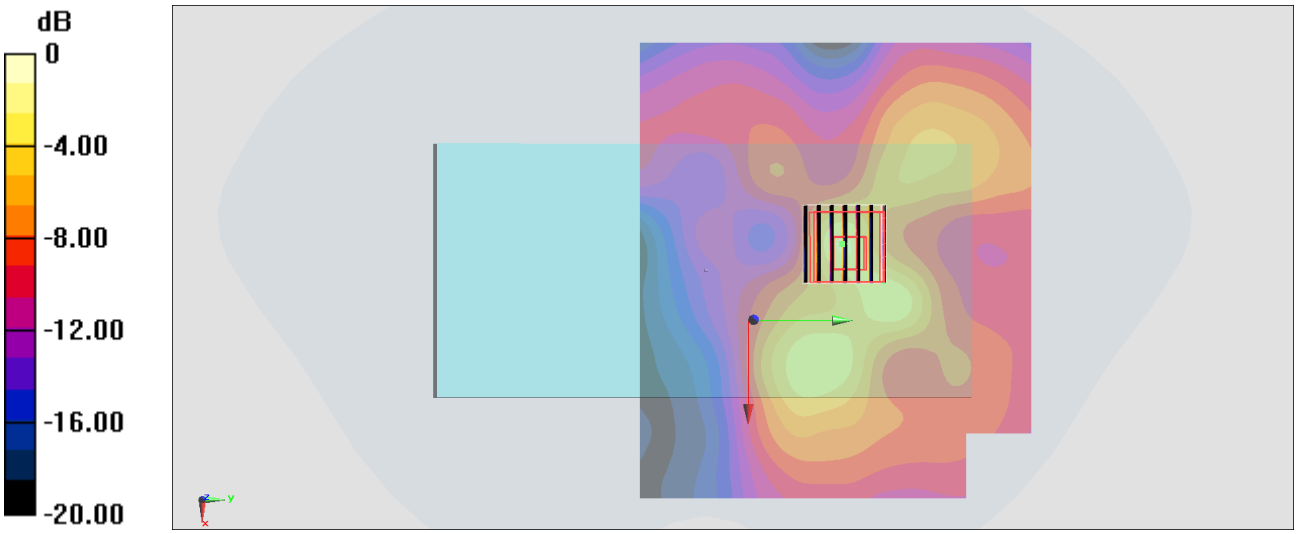

0 dB = 1.74 W/kg = 2.41 dBW/kg

#12_WLAN5GHz_802.11ac-VHT80 MCS0_Back_15mm_Ch138;Ant 6+7

Communication System: UID 10626 - AAC, 802.11ac ; Frequency: 5690 MHz
Medium: HSL_5G_240605 Medium parameters used : f = 5690 MHz; σ = 5.026 S/m; ε_r = 36.358; ρ = 1000 kg/m^3
Ambient Temperature：23.5 ℃; Liquid Temperature：22.5 ℃

DASY5 Configuration:
- Probe: EX3DV4 - SN3642;ConvF(3.96, 3.67, 4.73) @ 5690 MHz;Calibrated: 2024/4/25
- Sensor-Surface: 1.4mm (Mechanical Surface Detection)
- Electronics: DAE4 Sn778; Calibrated: 2024/1/22
- Phantom: SAM_Right; Type: SAM; Serial: TP:1815
- Measurement SW: DASY52, Version 52.10 (4);SEMCAD X Version 14.6.14 (7501)

Area Scan (141x121x1): Interpolated grid: dx=1.000 mm, dy=1.000 mm
Maximum value of SAR (interpolated) = 1.02 W/kg

Zoom Scan (7x7x7)/Cube 0: Measurement grid: dx=4mm, dy=4mm, dz=1.4mm
Reference Value = 13.63 V/m; Power Drift = 0.03 dB
Peak SAR (extrapolated) = 1.48 W/kg
SAR(1 g) = 0.390 W/kg; SAR(10 g) = 0.168 W/kg
Smallest distance from peaks to all points 3 dB below: Larger than measurement grid (> 12 mm)
Ratio of SAR at M2 to SAR at M1 = 60.6%
Maximum value of SAR (measured) = 0.860 W/kg

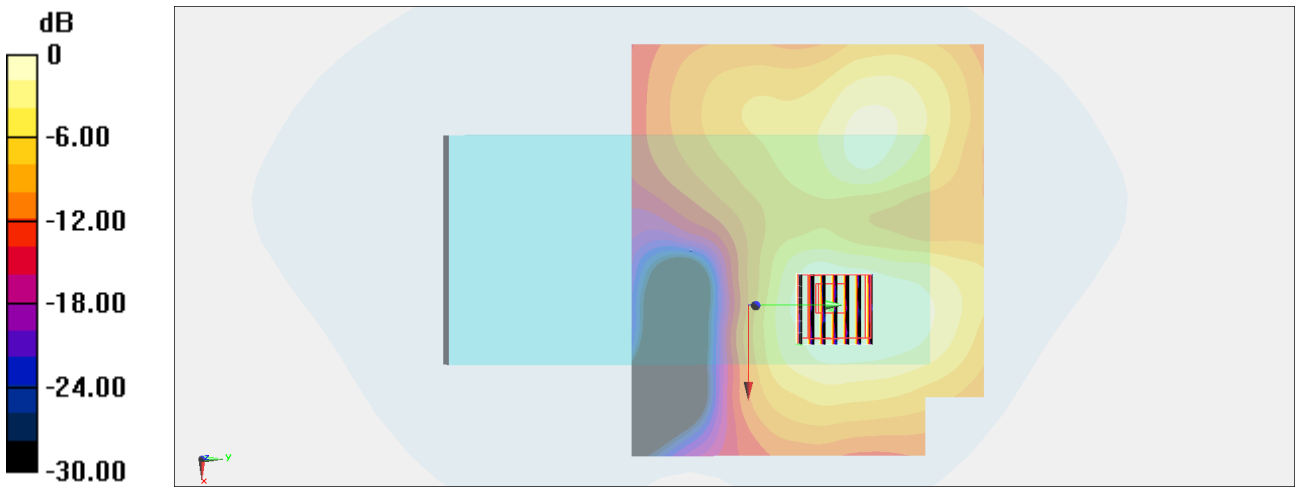

0 dB = 0.860 W/kg = -0.66 dBW/kg

#13_WLAN5GHz_802.11ac-VHT80 MCS0_Back_0mm_Ch155;Ant 6+7;Holster

Communication System: UID 10626 - AAC, 802.11ac; Frequency: 5775 MHz
Medium: HSL_5G_240604 Medium parameters used: f = 5775 MHz; σ = 5.404 S/m; ε_r = 35.437; ρ = 1000 kg/m^3
Ambient Temperature：23.5 ℃; Liquid Temperature：22.5 ℃

DASY5 Configuration:
- Probe: EX3DV4 - SN3642;ConvF(4.03, 3.72, 4.8) @ 5775 MHz;Calibrated: 2024/4/25
- Sensor-Surface: 1.4mm (Mechanical Surface Detection)
- Electronics: DAE4 Sn778; Calibrated: 2024/1/22
- Phantom: SAM_Right; Type: SAM; Serial: TP:1815
- Measurement SW: DASY52, Version 52.10 (4);SEMCAD X Version 14.6.14 (7501)

Area Scan (141x121x1): Interpolated grid: dx=1.000 mm, dy=1.000 mm
Maximum value of SAR (interpolated) = 1.26 W/kg

Zoom Scan (7x7x7)/Cube 0: Measurement grid: dx=4mm, dy=4mm, dz=1.4mm
Reference Value = 17.10 V/m; Power Drift = -0.13 dB
Peak SAR (extrapolated) = 2.20 W/kg
SAR(1 g) = 0.578 W/kg; SAR(10 g) = 0.238 W/kg
Smallest distance from peaks to all points 3 dB below = 18.1 mm
Ratio of SAR at M2 to SAR at M1 = 61.4%
Maximum value of SAR (measured) = 1.26 W/kg

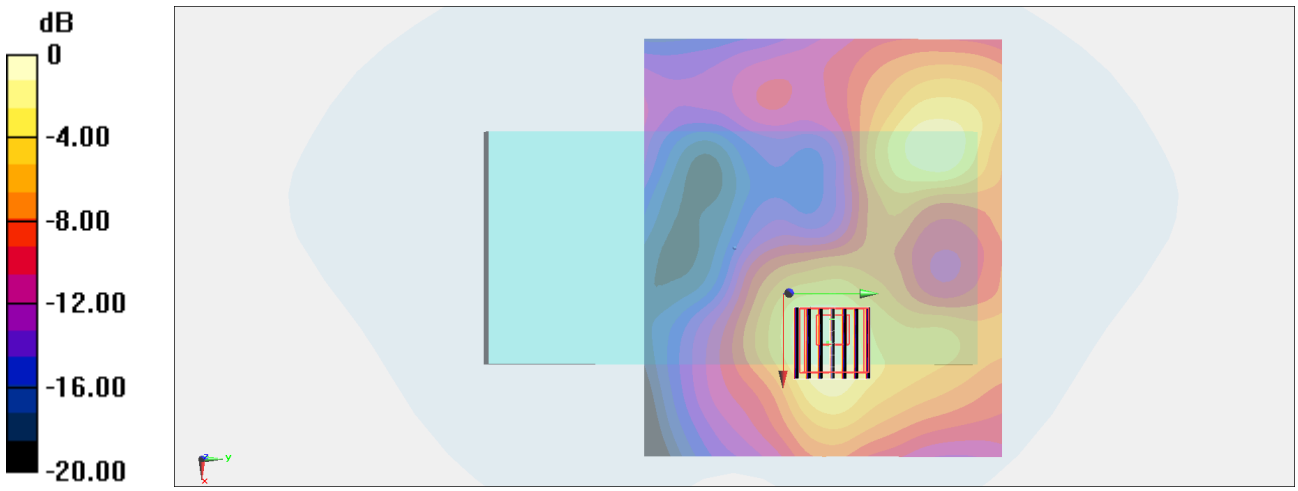

0 dB = 1.26 W/kg = 1.00 dBW/kg

Date: 2024-06-09

#14_WLAN6GHz_802.11ax-HE160 MCS0_Back_0mm_Ch15;Ant 6+7;Holster

Communication System: 802.11ax; Frequency: 6025.000 MHz
Medium: HSL_6500_240609 Medium parameters used: f= 6025.000 MHz; σ= 5.67 S/m; ε_r = 36.4
Ambient Temperature: 23.5°C; Liquid Temperature: 22.5°C

DASY6 Configuration:
- Probe: EX3DV4 - SN7692; ConvF(5.45, 5.38, 6.12); Calibrated: 2023-07-18
- Sensor-Surface: 1.4 mm
- Electronics: DAE4 Sn1311; Calibrated: 2023-09-13
- Phantom: Twin-SAM V5.0 (30deg probe tilt); Serial: 1719; Section: Flat
- Measurement Software: 16.2.4.2524
- UID: WLAN, 10743-AAC

Area Scan (136.0 mm x 102.0 mm): Measurement Grid: 8.5 mm x 8.5 mm
SAR (1g) = 0.050 W/kg; SAR (10g) = 0.020 W/kg;

Zoom Scan (22.0 mm x 22.0 mm x 22.0 mm): Measurement Grid: 3.4 mm x 3.4 mm x 1.4 mm
Power Drift = -0.02 dB
SAR (1g) = 0.053 W/kg; SAR (8g) = 0.022 W/kg; SAR (10g) = 0.020 W/kg
Smallest distance from peaks to all points 3 dB below = 9.1 mm
Ratio of SAR at M2 to SAR at M1 = 61.2 %
psAPD (1.0cm2, sq) = 0.532 [W/m2]; psAPD (4.0cm2, sq) = 0.445 [W/m2]

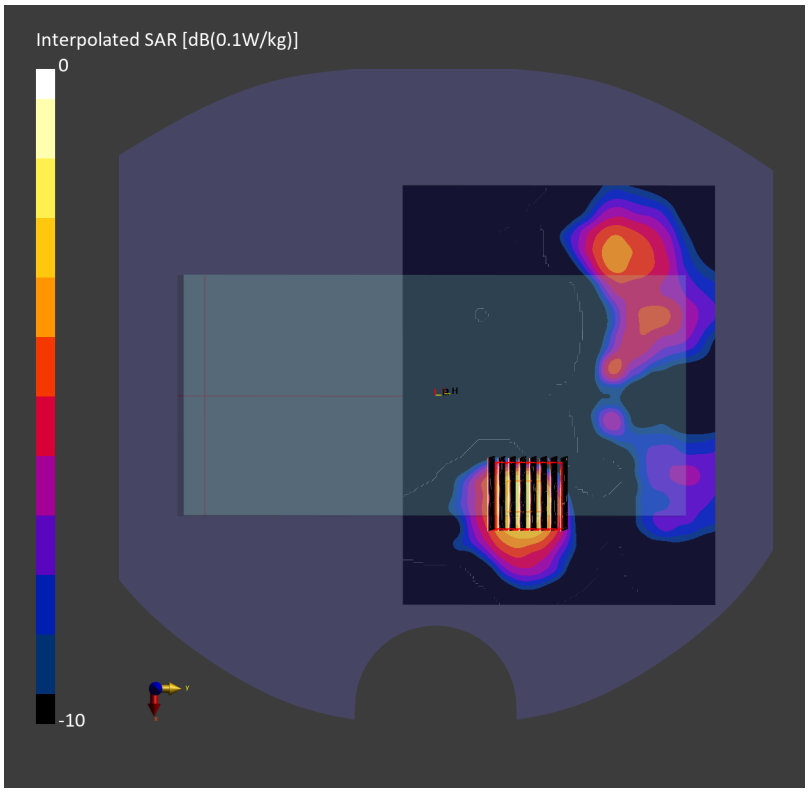

#15_Bluetooth_1Mbps_Back_0mm_Ch0;Ant 7;Holster

Communication System: UID 10030 - CAA, Bluetooth; Frequency: 2402 MHz
Medium: HSL_2450_240608 Medium parameters used: f = 2402 MHz; σ = 1.75 S/m; ε_r = 40.225; ρ = 1000 kg/m^3
Ambient Temperature：23.6 ℃; Liquid Temperature：22.6 ℃

DASY5 Configuration:
- Probe: EX3DV4 - SN3642;ConvF(7.51, 6.73, 8.77) @ 2402 MHz;Calibrated: 2024/4/25
- Sensor-Surface: 1.4mm (Mechanical Surface Detection)
- Electronics: DAE4 Sn778; Calibrated: 2024/1/22
- Phantom: SAM_Left; Type: QD 000 P40 CD; Serial: TP:1685
- Measurement SW: DASY52, Version 52.10 (4);SEMCAD X Version 14.6.14 (7501)

Area Scan (121x101x1): Interpolated grid: dx=1.200 mm, dy=1.200 mm
Maximum value of SAR (interpolated) = 0.00918 W/kg

Zoom Scan (7x7x7)/Cube 0: Measurement grid: dx=5mm, dy=5mm, dz=5mm
Reference Value = 2.020 V/m; Power Drift = -0.00 dB
Peak SAR (extrapolated) = 0.0130 W/kg
SAR(1 g) = 0.00382 W/kg; SAR(10 g) = 0.00111 W/kg
Smallest distance from peaks to all points 3 dB below: Larger than measurement grid (> 15 mm)
Ratio of SAR at M2 to SAR at M1 = 42.4%
Maximum value of SAR (measured) = 0.00681 W/kg

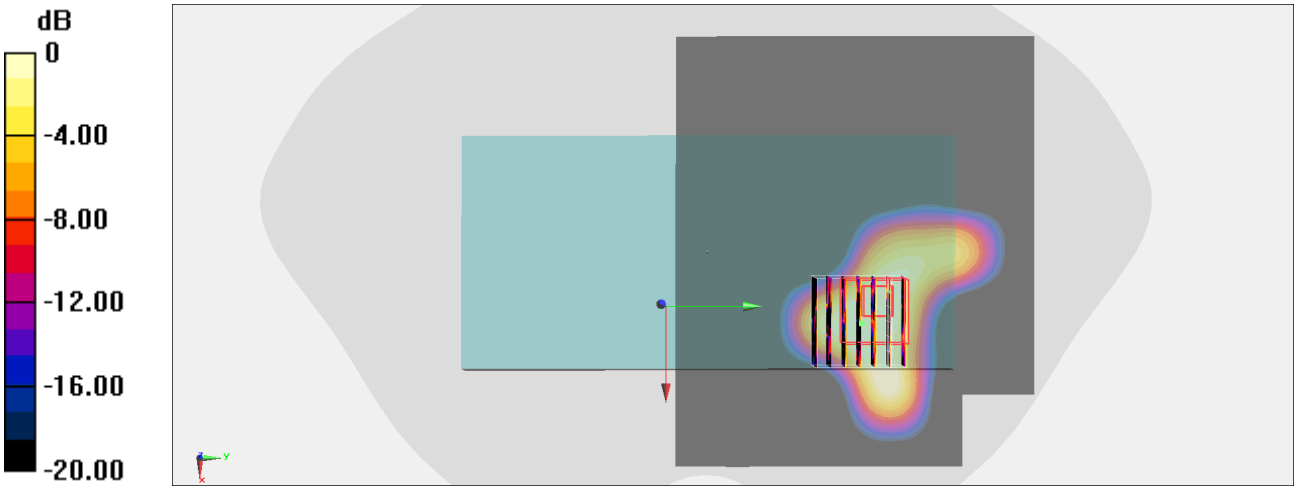

0 dB = 0.00681 W/kg = -21.67 dBW/kg

#16_RFID_Back_0mm_902.75MHz;Ant 7

Communication System: RFID; Frequency: 902.75 MHz
Medium: HSL_900_240711 Medium parameters used: f = 903 MHz; σ = 0.963 S/m; ε_r = 42.043; ρ = 1000 kg/m^3
Ambient Temperature：23.5 ℃; Liquid Temperature：22.5 ℃

DASY5 Configuration:
- Probe: EX3DV4 - SN7814; ConvF(9.16, 8.76, 8.98) @ 902.75 MHz; Calibrated: 2024/6/20
- Sensor-Surface: 1.4mm (Mechanical Surface Detection)
- Electronics: DAE4 Sn1512; Calibrated: 2024/3/14
- Phantom: SAM_Left; Type: QD000P40CD; Serial: 1719
- Measurement SW: DASY52, Version 52.10 (4);SEMCAD X Version 14.6.14 (7501)

Area Scan (81x101x1): Interpolated grid: dx=1.500 mm, dy=1.500 mm
Maximum value of SAR (interpolated) = 0.684 W/kg

Zoom Scan (5x5x7)/Cube 0: Measurement grid: dx=8mm, dy=8mm, dz=5mm
Reference Value = 26.62 V/m; Power Drift = -0.00 dB
Peak SAR (extrapolated) = 0.815 W/kg
SAR(1 g) = 0.501 W/kg; SAR(10 g) = 0.321 W/kg
Smallest distance from peaks to all points 3 dB below = 15.8 mm
Ratio of SAR at M2 to SAR at M1 = 59%
Maximum value of SAR (measured) = 0.713 W/kg

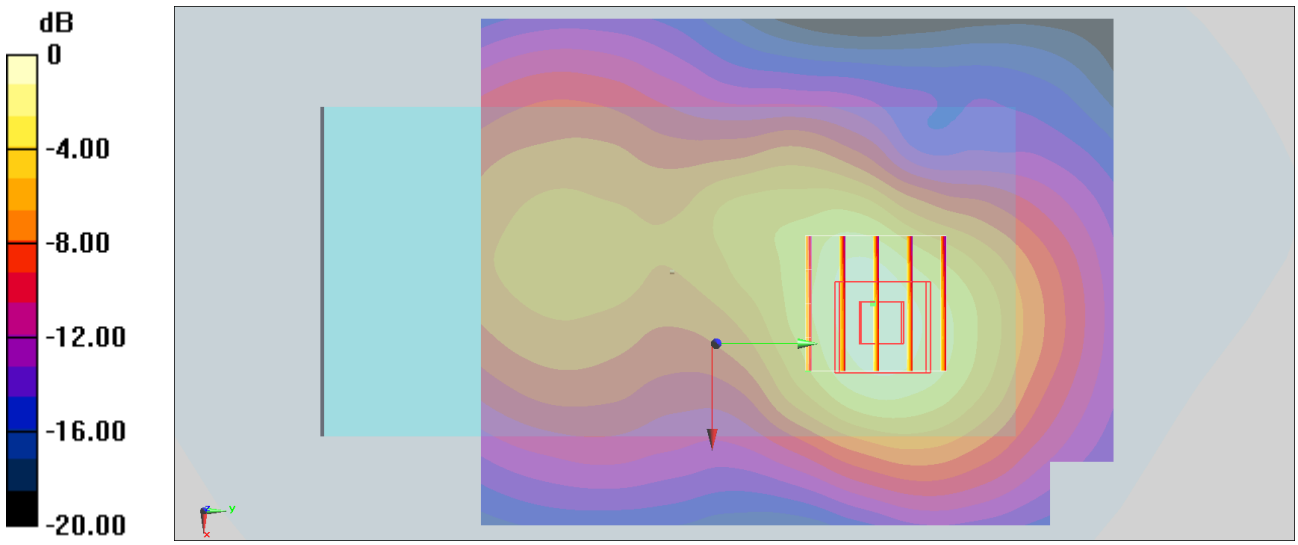

0 dB = 0.713 W/kg = -1.47 dBW/kg

#17_WLAN5GHz_802.11n-HT40 MCS0_Left Side_0mm_Ch54;Ant 6+7

Communication System: UID 10599 - AAC, 802.11n; Frequency: 5270 MHz
Medium: HSL_5G_240605 Medium parameters used: f = 5270 MHz; σ = 4.607 S/m; ε_r = 36.955; ρ = 1000 kg/m^3
Ambient Temperature：23.5 ℃; Liquid Temperature：22.5 ℃

DASY5 Configuration:
- Probe: EX3DV4 - SN3642;ConvF(4.46, 4.11, 5.36) @ 5270 MHz;Calibrated: 2024/4/25
- Sensor-Surface: 1.4mm (Mechanical Surface Detection)
- Electronics: DAE4 Sn778; Calibrated: 2024/1/22
- Phantom: SAM_Right; Type: SAM; Serial: TP:1815
- Measurement SW: DASY52, Version 52.10 (4);SEMCAD X Version 14.6.14 (7501)

Area Scan (81x121x1): Interpolated grid: dx=1.000 mm, dy=1.000 mm
Maximum value of SAR (interpolated) = 23.4 W/kg

Zoom Scan (7x7x7)/Cube 0: Measurement grid: dx=4mm, dy=4mm, dz=1.4mm
Reference Value = 72.50 V/m; Power Drift = -0.10 dB
Peak SAR (extrapolated) = 56.5 W/kg
SAR(1 g) = 10.4 W/kg; SAR(10 g) = 2.38 W/kg
Smallest distance from peaks to all points 3 dB below = 5.1 mm
Ratio of SAR at M2 to SAR at M1 = 61%
Maximum value of SAR (measured) = 29.5 W/kg

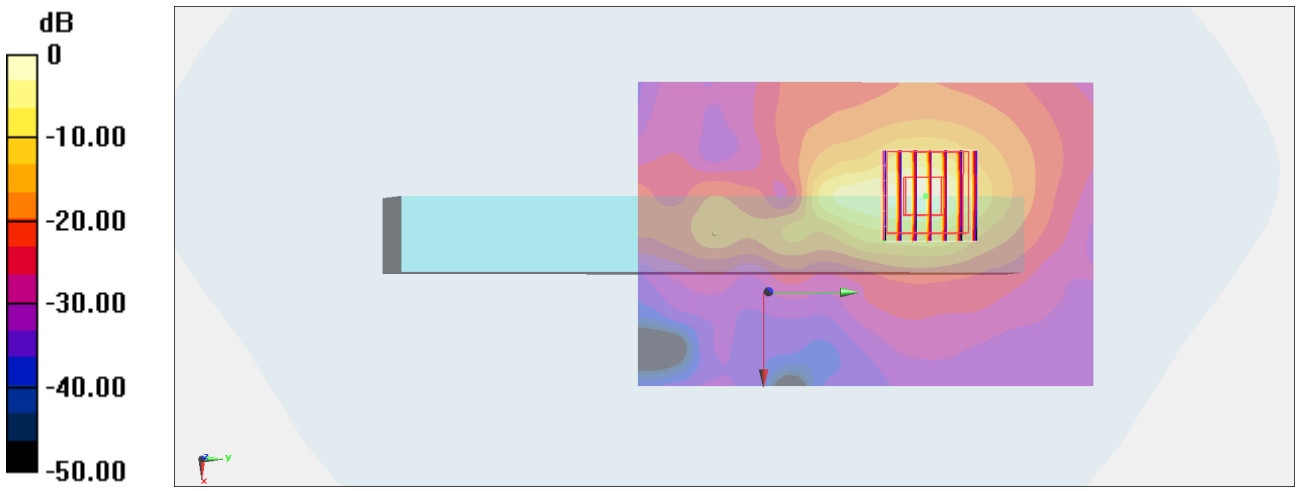

0 dB = 29.5 W/kg = 14.70 dBW/kg

#18_WLAN5GHz_802.11ac-VHT80 MCS0_Left Side_0mm_Ch122

Communication System: UID 10626 - AAC, 802.11ac ; Frequency: 5610 MHz
Medium: HSL_5G_240605 Medium parameters used : f = 5610 MHz; σ = 4.944 S/m; ε_r = 36.475; ρ = 1000 kg/m^3
Ambient Temperature：23.5 ℃; Liquid Temperature：22.5 ℃

DASY5 Configuration:
- Probe: EX3DV4 - SN3642;ConvF(3.96, 3.67, 4.73) @ 5610 MHz;Calibrated: 2024/4/25
- Sensor-Surface: 1.4mm (Mechanical Surface Detection)
- Electronics: DAE4 Sn778; Calibrated: 2024/1/22
- Phantom: SAM_Right; Type: SAM; Serial: TP:1815
- Measurement SW: DASY52, Version 52.10 (4);SEMCAD X Version 14.6.14 (7501)

Area Scan (81x101x1): Interpolated grid: dx=1.000 mm, dy=1.000 mm
Maximum value of SAR (interpolated) = 3.40 W/kg

Zoom Scan (7x7x7)/Cube 0: Measurement grid: dx=4mm, dy=4mm, dz=1.4mm
Reference Value = 26.25 V/m; Power Drift = -0.10 dB
Peak SAR (extrapolated) = 70.9 W/kg
SAR(1 g) = 12.1 W/kg; SAR(10 g) = 2.02 W/kg
Smallest distance from peaks to all points 3 dB below = 4.9 mm
Ratio of SAR at M2 to SAR at M1 = 61.6%
Maximum value of SAR (measured) = 38.1 W/kg

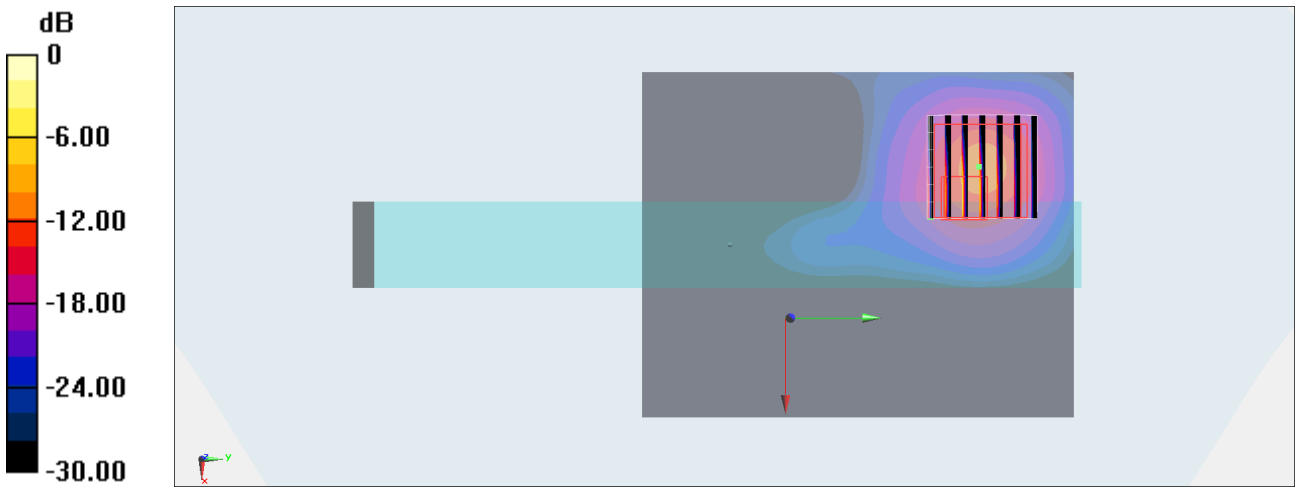

0 dB = 38.1 W/kg = 15.81 dBW/kg

#19_WLAN5GHz_802.11ac-VHT80 MCS0_Left Side_0mm_Ch155;Ant 6+7

Communication System: UID 10626 - AAC, IEEE 802.11ac; Frequency: 5775 MHz
Medium: HSL_5G_240604 Medium parameters used: f = 5775 MHz; σ = 5.404 S/m; ε_r = 35.437; ρ = 1000 kg/m^3
Ambient Temperature：23.5 ℃; Liquid Temperature：22.5 ℃

DASY5 Configuration:
- Probe: EX3DV4 - SN3642;ConvF(4.03, 3.72, 4.8) @ 5775 MHz;Calibrated: 2024/4/25
- Sensor-Surface: 1.4mm (Mechanical Surface Detection)
- Electronics: DAE4 Sn778; Calibrated: 2024/1/22
- Phantom: SAM_Right; Type: SAM; Serial: TP:1815
- Measurement SW: DASY52, Version 52.10 (4);SEMCAD X Version 14.6.14 (7501)

Area Scan (81x121x1): Interpolated grid: dx=1.000 mm, dy=1.000 mm
Maximum value of SAR (interpolated) = 5.35 W/kg

Zoom Scan (7x7x7)/Cube 0: Measurement grid: dx=4mm, dy=4mm, dz=1.4mm
Reference Value = 33.43 V/m; Power Drift = -0.02 dB
Peak SAR (extrapolated) = 78.0 W/kg
SAR(1 g) = 13 W/kg; SAR(10 g) = 2.35 W/kg
Smallest distance from peaks to all points 3 dB below = 4.7 mm
Ratio of SAR at M2 to SAR at M1 = 60.2%
Maximum value of SAR (measured) = 38.7 W/kg

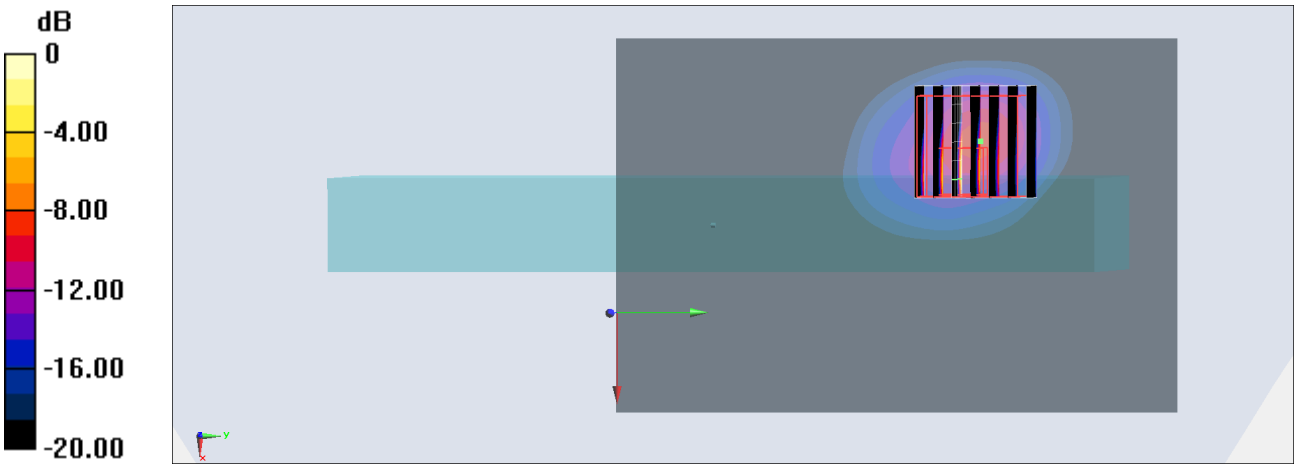

0 dB = 38.7 W/kg = 15.88 dBW/kg

Date: 2024-06-09

#20_WLAN6GHz_802.11ax-HE160 MCS0_Right Side_0mm_Ch15;Ant 6+7

Communication System: 802.11ax; Frequency: 6025.000 MHz
Medium: HSL_6500_240609 Medium parameters used: f= 6025.000 MHz; σ= 5.67 S/m; ε_r = 36.4
Ambient Temperature: 23.5°C; Liquid Temperature: 22.5°C

DASY6 Configuration:
- Probe: EX3DV4 - SN7692; ConvF(5.45, 5.38, 6.12); Calibrated: 2023-07-18
- Sensor-Surface: 1.4 mm
- Electronics: DAE4 Sn1311; Calibrated: 2023-09-13
- Phantom: Twin-SAM V5.0 (30deg probe tilt); Serial: 1719; Section: Flat
- Measurement Software: 16.2.4.2524
- UID: WLAN, 10743-AAC

Area Scan (85.0 mm x 102.0 mm): Measurement Grid: 8.5 mm x 8.5 mm
SAR (1g) = 0.719 W/kg; SAR (10g) = 0.160 W/kg;

Zoom Scan (23.8 mm x 23.8 mm x 22.0 mm): Measurement Grid: 3.4 mm x 3.4 mm x 1.4 mm
Power Drift = -0.02 dB
SAR (1g) = 1.10 W/kg; SAR (8g) = 0.234 W/kg; SAR (10g) = 0.190 W/kg
Smallest distance from peaks to all points 3 dB below = 4.0 mm
Ratio of SAR at M2 to SAR at M1 = 54.1 %
psAPD (1.0cm2, sq) = 11.0 [W/m2]; psAPD (4.0cm2, sq) = 4.67 [W/m2]

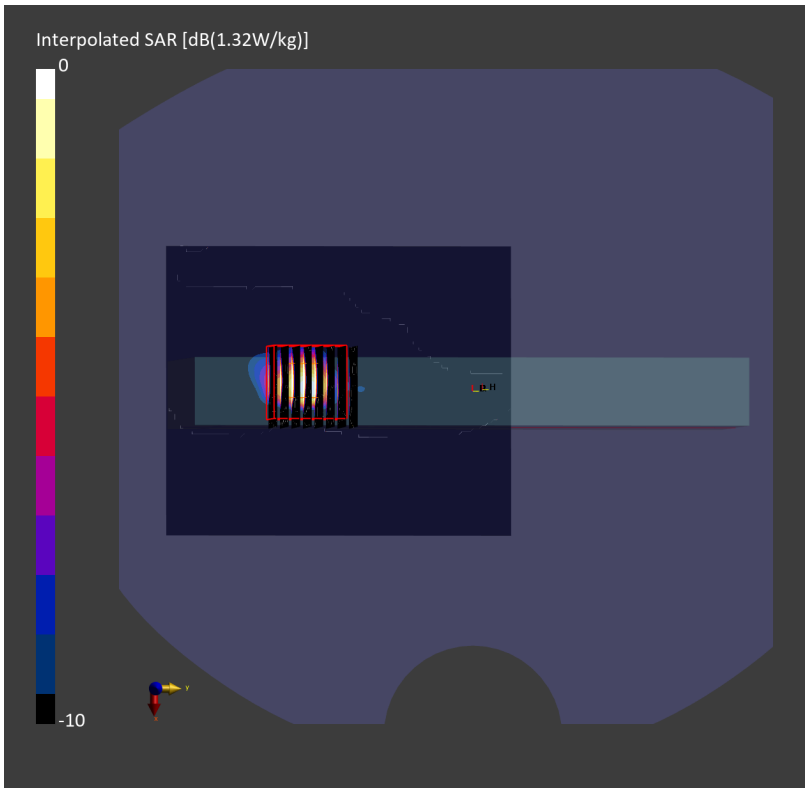

#21_RFID_Back_0mm_902.75MHz;Ant 7

Communication System: RFID; Frequency: 902.75 MHz
Medium: HSL_900_240711 Medium parameters used: f = 903 MHz; σ = 0.963 S/m; ε_r = 42.043; ρ = 1000 kg/m^3
Ambient Temperature：23.5 ℃; Liquid Temperature：22.5 ℃

DASY5 Configuration:
- Probe: EX3DV4 - SN7814; ConvF(9.16, 8.76, 8.98) @ 902.75 MHz; Calibrated: 2024/6/20
- Sensor-Surface: 1.4mm (Mechanical Surface Detection)
- Electronics: DAE4 Sn1512; Calibrated: 2024/3/14
- Phantom: SAM_Left; Type: QD000P40CD; Serial: 1719
- Measurement SW: DASY52, Version 52.10 (4);SEMCAD X Version 14.6.14 (7501)

Area Scan (81x91x1): Interpolated grid: dx=1.500 mm, dy=1.500 mm
Maximum value of SAR (interpolated) = 4.11 W/kg

Zoom Scan (5x5x7)/Cube 0: Measurement grid: dx=8mm, dy=8mm, dz=5mm
Reference Value = 67.26 V/m; Power Drift = 0.02 dB
Peak SAR (extrapolated) = 5.08 W/kg
SAR(1 g) = 2.39 W/kg; SAR(10 g) = 1.22 W/kg
Smallest distance from peaks to all points 3 dB below = 8.4 mm
Ratio of SAR at M2 to SAR at M1 = 46.1%
Maximum value of SAR (measured) = 4.19 W/kg

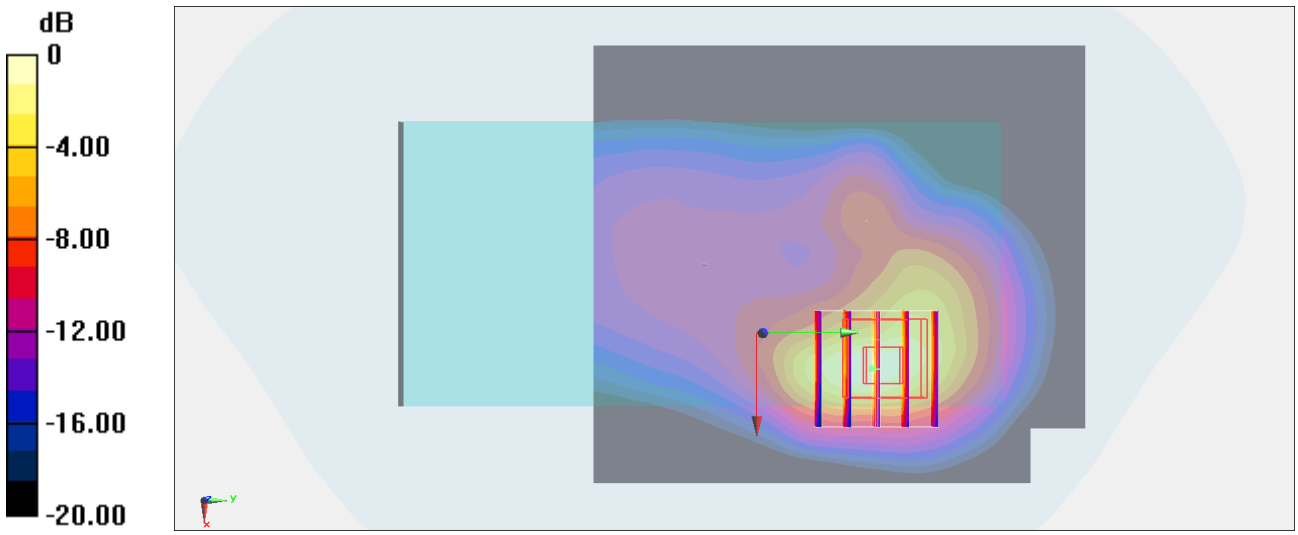

0 dB = 4.19 W/kg = 6.22 dBW/kg

#22_NFC_Front_0mm_13.56MHz

Communication System: NFC; Frequency: 13.56 MHz
Medium: HSL_13_240618 Medium parameters used : f = 13.56 MHz; σ = 0.728 S/m; ε_r = 54.673; ρ = 1000 kg/m^3
Ambient Temperature：23.1 ℃; Liquid Temperature：22.1 ℃

DASY5 Configuration:
- Probe: EX3DV4 - SN7306;ConvF(16.9, 16.9, 16.9) @ 13.56 MHz;Calibrated: 2023/7/18
- Sensor-Surface: 1.4mm (Mechanical Surface Detection)
- Electronics: DAE4 Sn853; Calibrated: 2023/7/14
- Phantom: ELI v4.0_Mid; Type: QDOVA001AA; Serial: TP:1026
- Measurement SW: DASY52, Version 52.10 (4);SEMCAD X Version 14.6.14 (7501)

Area Scan (71x131x1): Interpolated grid: dx=1.500 mm, dy=1.500 mm
Maximum value of SAR (interpolated) = 0.0208 W/kg

Zoom Scan (5x5x7)/Cube 0: Measurement grid: dx=8mm, dy=8mm, dz=5mm
Reference Value = 4.878 V/m; Power Drift = -0.07 dB
Peak SAR (extrapolated) = 0.0380 W/kg
SAR(1 g) = 0.00906 W/kg; SAR(10 g) = 0.00325 W/kg
Smallest distance from peaks to all points 3 dB below: Larger than measurement grid (> 16 mm)
Ratio of SAR at M2 to SAR at M1 = 45.4%
Maximum value of SAR (measured) = 0.0221 W/kg

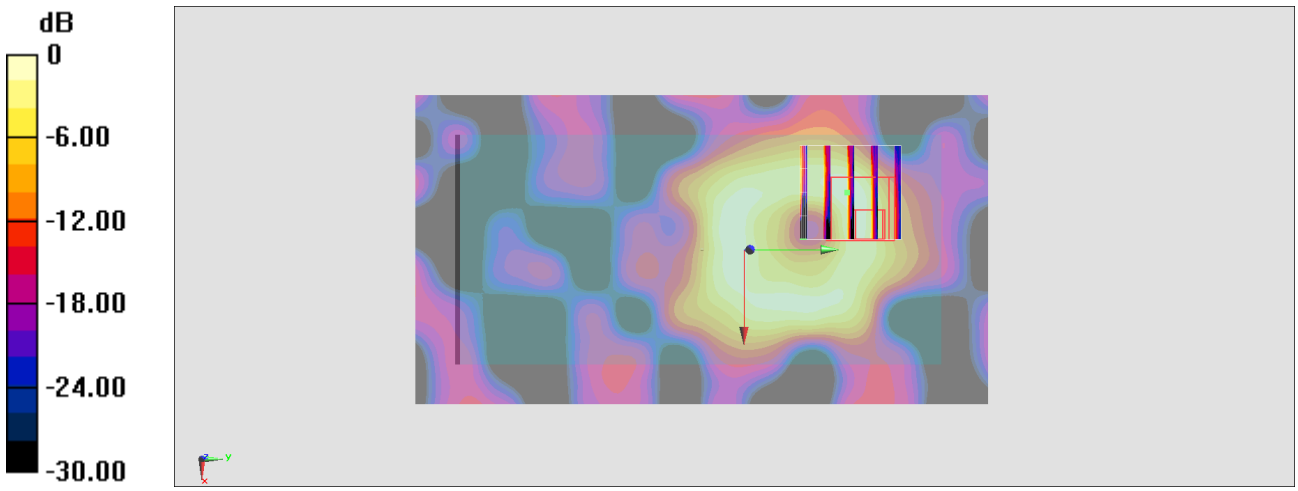

0 dB = 0.0221 W/kg = -16.56 dBW/kg