FR1 n26 / 20MHz / DFT-S OFDM / Middle Channel / Full RB

PI/2 BPSK

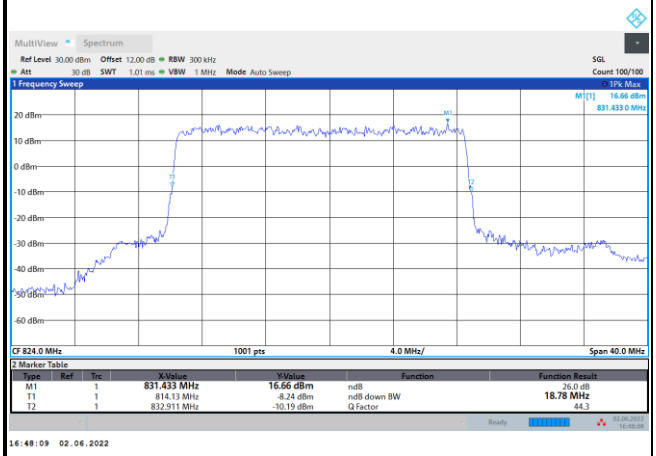

FR1 n26 / 20MHz / CP OFDM / Middle Channel / Full RB

QPSK

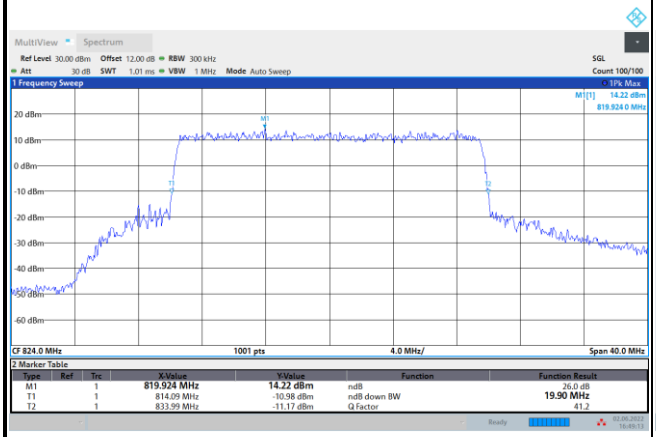

16QAM

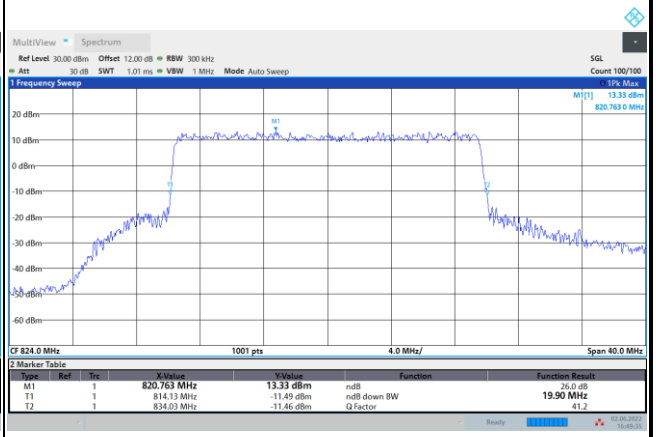

64QAM

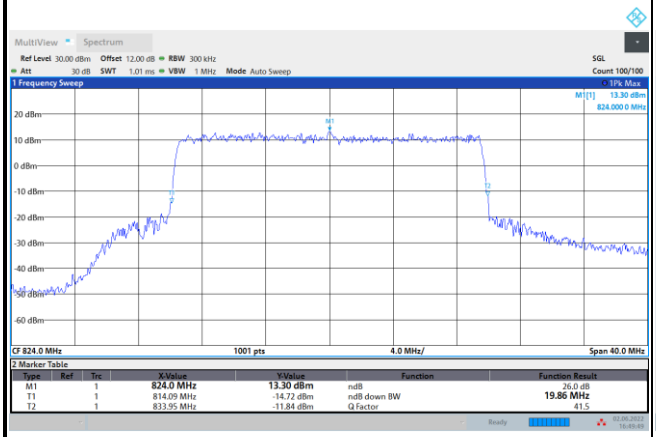

256QAM

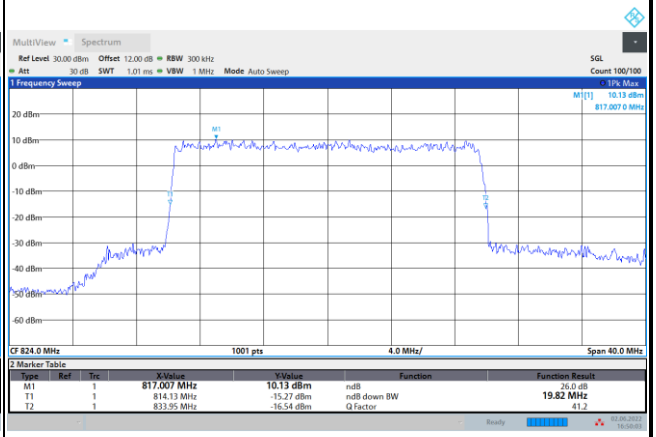

Occupied Bandwidth

Mode	FR1 n26 : 99%OBW(MHz) / DFT-S OFDM							
BW	5MHz		10MHz		15MHz		20MHz	
Mod.	PI/2 BPSK		PI/2 BPSK		PI/2 BPSK		PI/2 BPSK	
Middle CH	4.48		8.89		13.48		17.91	

Mode	FR1 n26 : 99%OBW (MHz) / CP OFDM							
BW	5MHz		10MHz		15MHz		20MHz	
Mod.	QPSK	16QAM	QPSK	16QAM	QPSK	16QAM	QPSK	16QAM
Middle CH	4.49	4.50	9.28	9.29	14.13	14.10	18.88	18.89
Mod.	64QAM	256QAM	64QAM	256QAM	64QAM	256QAM	64QAM	256QAM
Middle CH	4.48	4.50	9.29	9.28	14.20	14.17	18.93	19.01

FR1 n26 / 5MHz / DFT-S OFDM / Middle Channel / Full RB

PI/2 BPSK

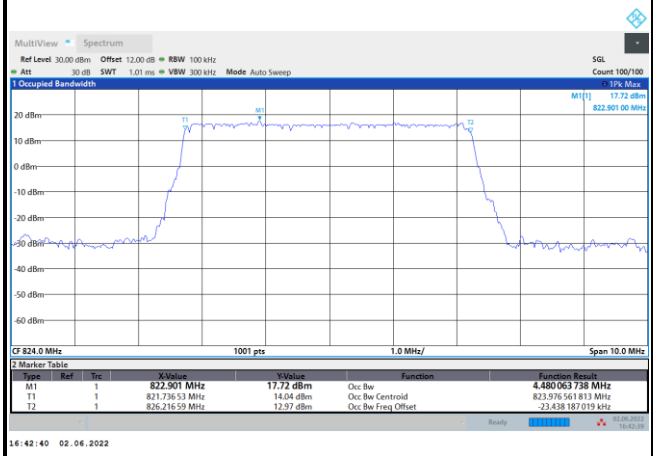

FR1 n26 / 5MHz / CP OFDM / Middle Channel / Full RB

QPSK

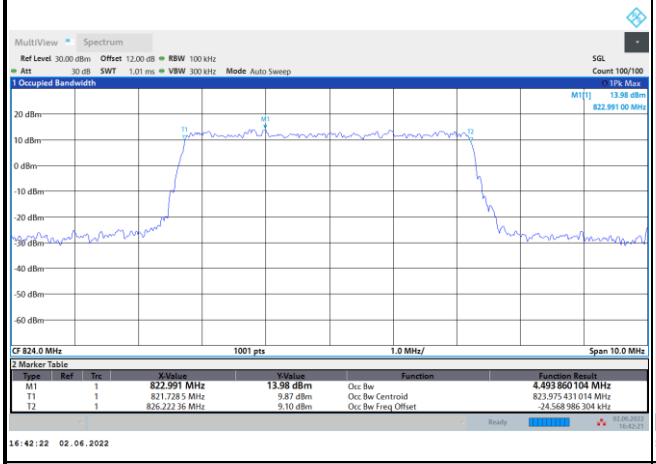

16QAM

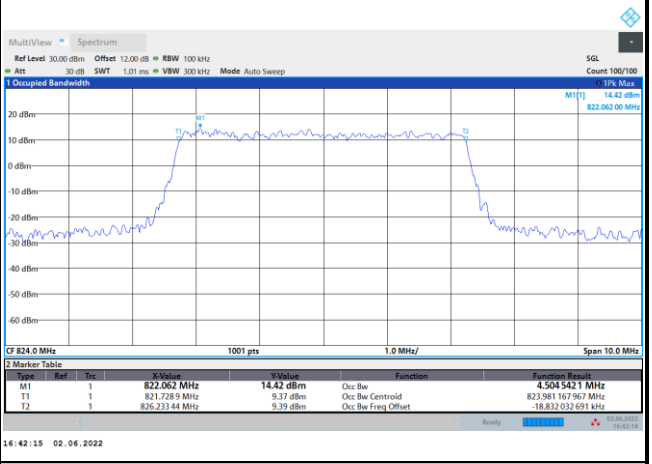

64QAM

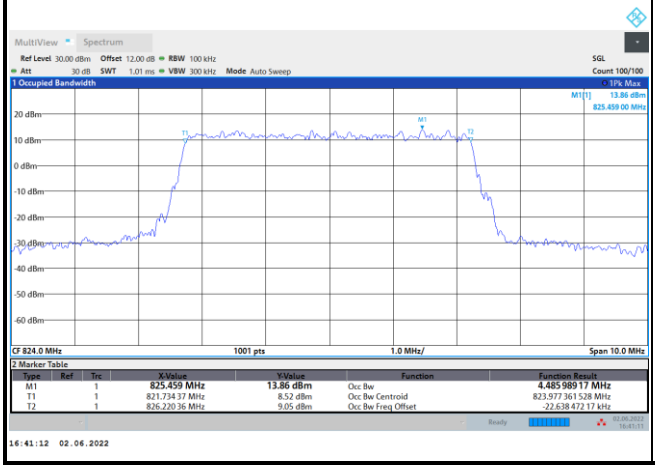

256QAM

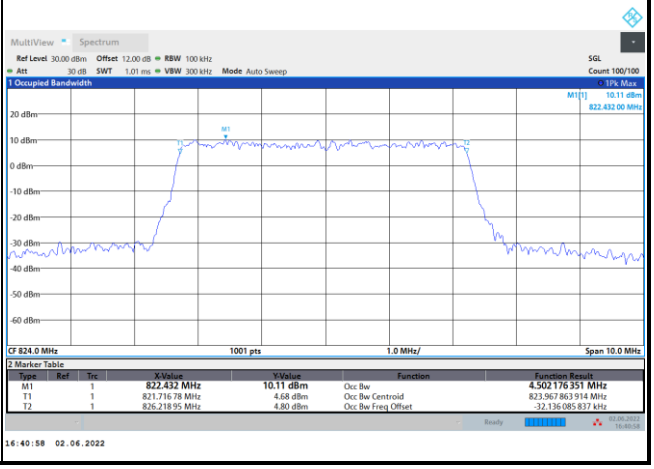

FR1 n26 / 10MHz / DFT-S OFDM / Middle Channel / Full RB

PI/2 BPSK

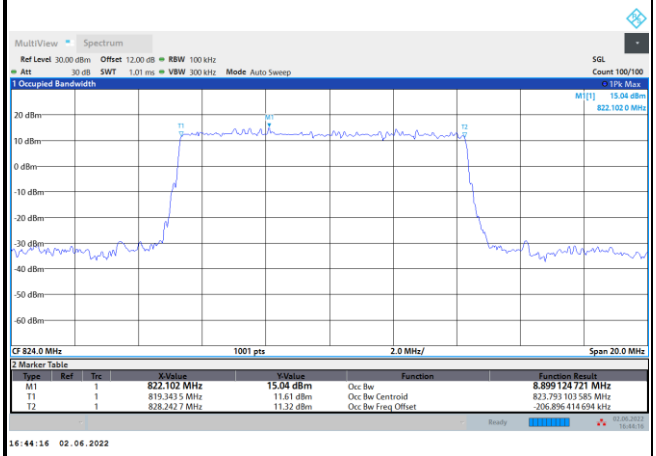

FR1 n26 / 10MHz / CP OFDM / Middle Channel / Full RB

QPSK

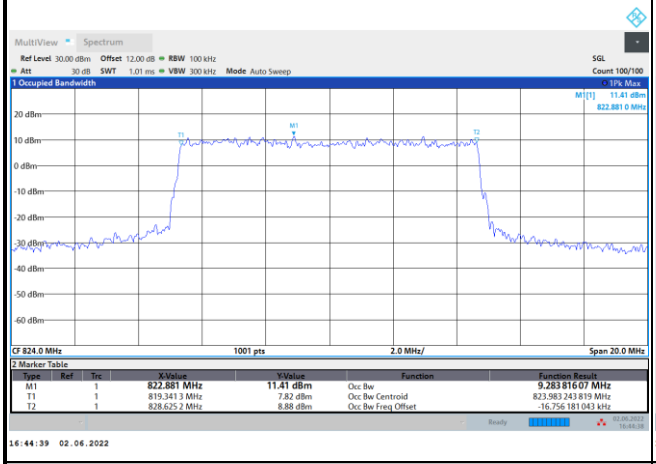

16QAM

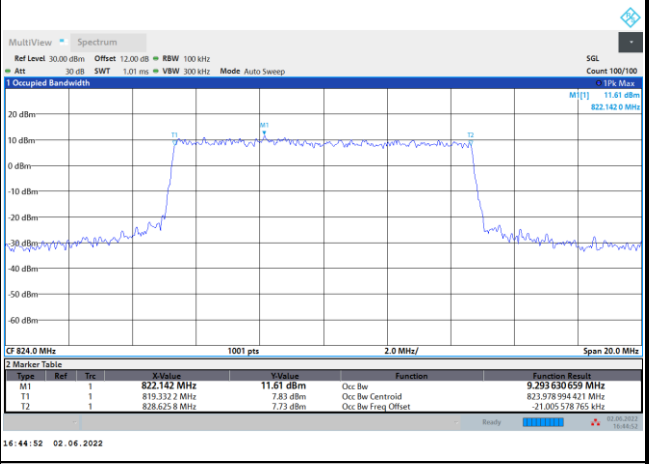

64QAM

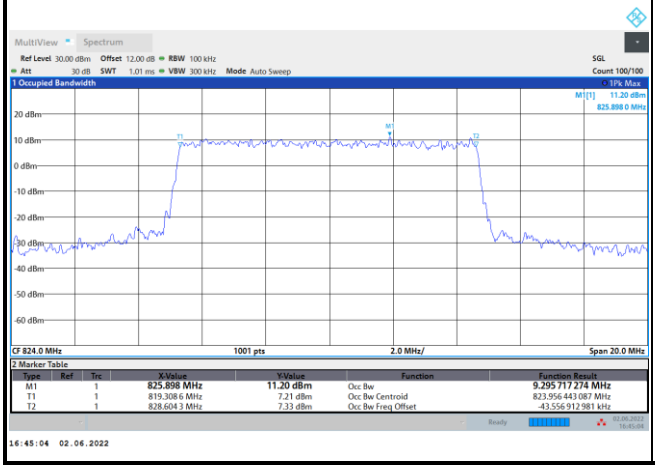

256QAM

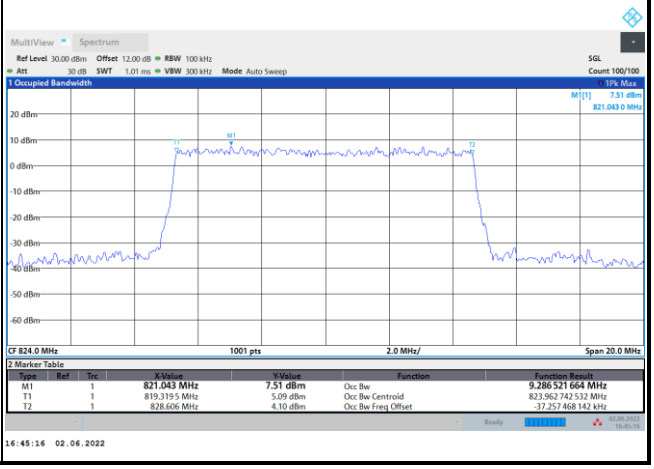

FR1 n26 / 15MHz / DFT-S OFDM / Middle Channel / Full RB

PI/2 BPSK

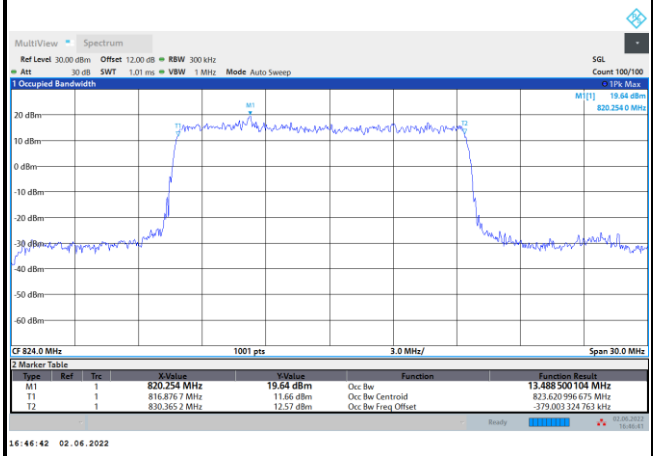

FR1 n26 / 15MHz / CP OFDM / Middle Channel / Full RB

QPSK

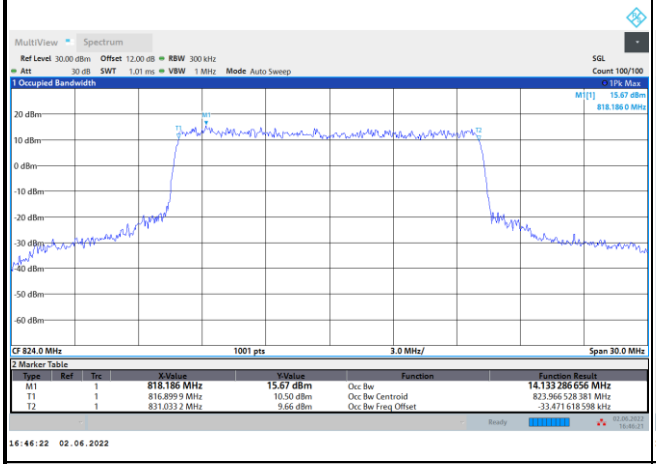

16QAM

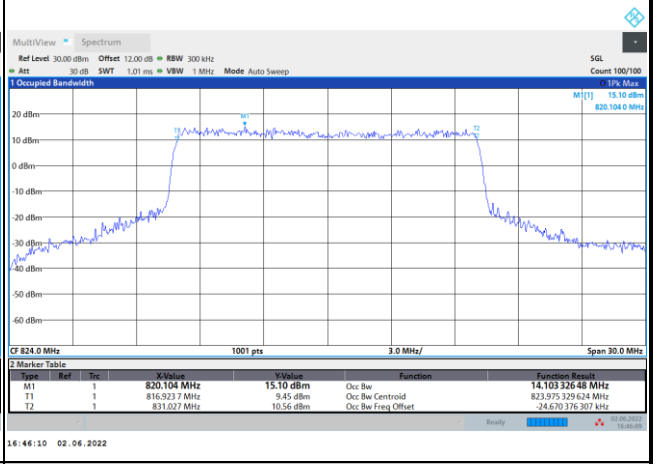

64QAM

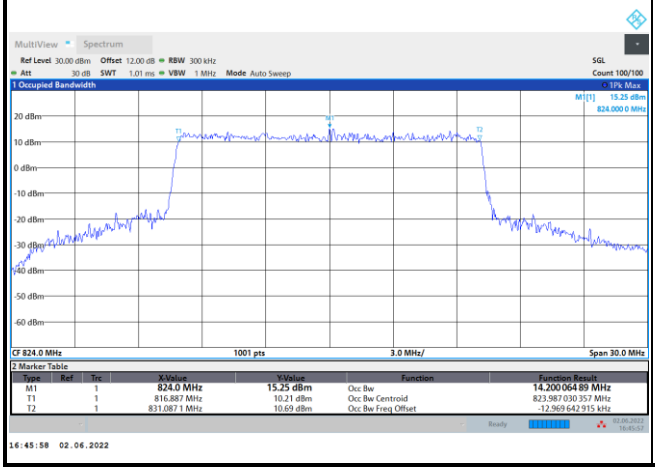

256QAM

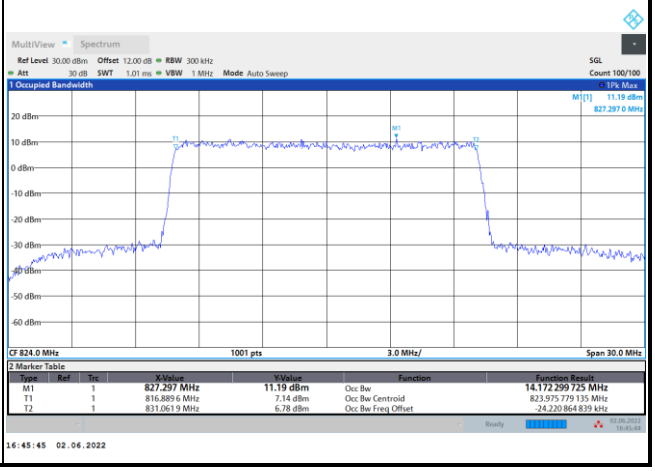

FR1 n26 / 20MHz / DFT-S OFDM / Middle Channel / Full RB

PI/2 BPSK

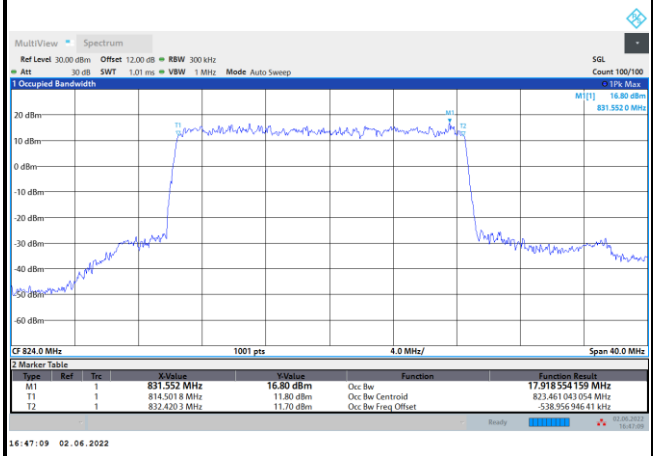

FR1 n26 / 20MHz / CP OFDM / Middle Channel / Full RB

QPSK

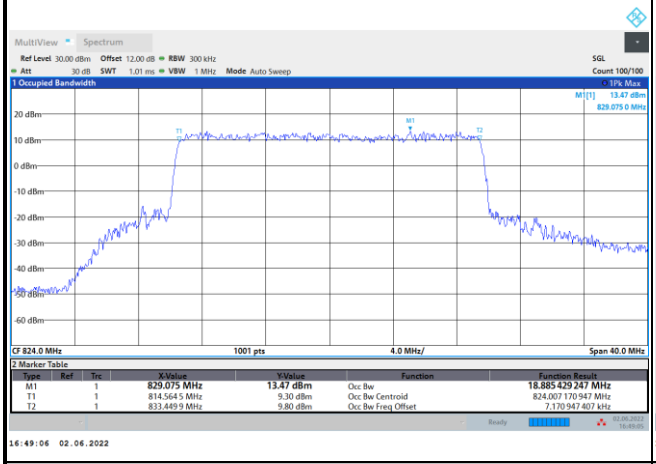

16QAM

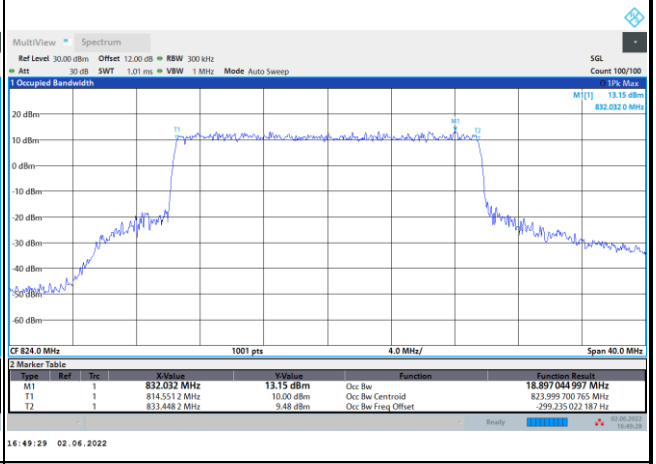

64QAM

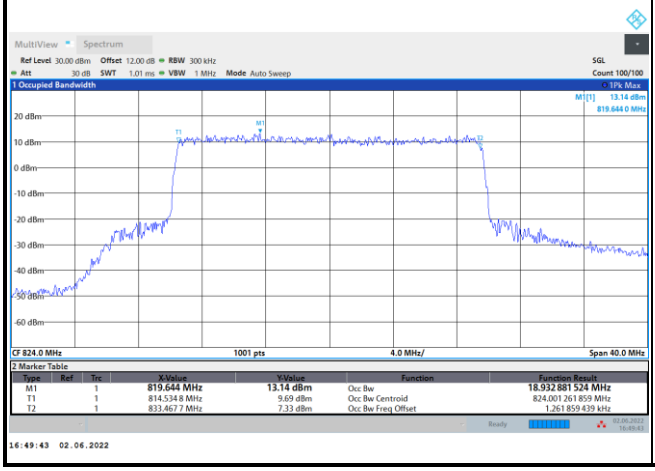

256QAM

Conducted Spurious Emission

FR1 n26 / 5MHz / DFT-S OFDM / QPSK / 1RB1	
Middle Channel	
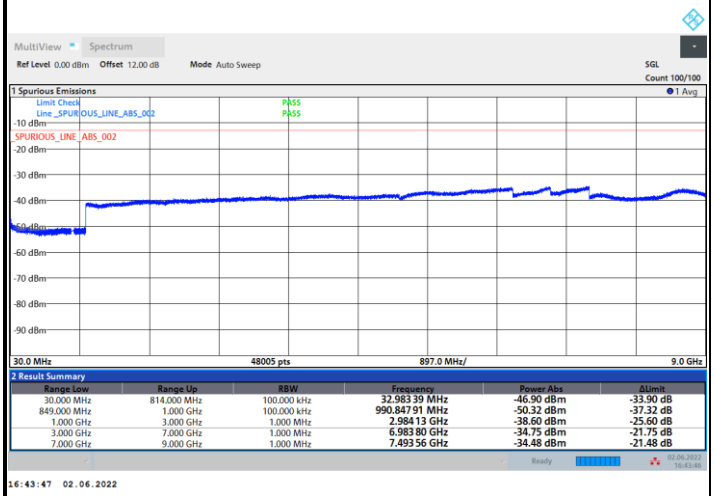	

Frequency Stability

Test Conditions		FR1 n26 (BPSK) / Middle Channel	Limit
Temperature (°C)	Voltage (Volt)	BW 5MHz	Note 2.
		Deviation (ppm)	Result
50	Normal Voltage	0.0041	PASS
40	Normal Voltage	0.0018	
30	Normal Voltage	0.0058	
20(Ref.)	Normal Voltage	0.0000	
10	Normal Voltage	0.0047	
0	Normal Voltage	0.0059	
-10	Normal Voltage	0.0055	
-20	Normal Voltage	0.0045	
-30	Normal Voltage	0.0068	
20	Maximum Voltage	0.0041	
20	Normal Voltage	0.0000	
20	Battery End Point	0.0020	

Note:

1. Normal Voltage = 4.05 V.；Battery End Point (BEP) = 3.85 V.；Maximum Voltage = 4.35 V.
2. The frequency fundamental emissions stay within the authorized frequency block.

Appendix B. Test Results of Radiated Test

5G NR n26

5G NR n26/ 5MHz / PI/2 BPSK									
Channel	Frequency (MHz)	ERP (dBm)	Limit (dBm)	Margin (dB)	SPA Reading (dBm)	S.G. Power (dBm)	TX Cable loss (dB)	TX Antenna Gain (dBi)	Polarization (H/V)
Lowest	1629	-54.41	-13	-41.41	-66.1	-60.76	0.80	9.30	H
	2444	-45.24	-13	-32.24	-59.97	-52.26	1.05	10.22	H
	3258	-53.64	-13	-40.64	-71.44	-62.20	1.11	11.82	H
									H
									H
									H
	1629	-55.02	-13	-42.02	-66.59	-61.37	0.80	9.30	V
	2444	-48.80	-13	-35.80	-63.58	-55.82	1.05	10.22	V
	3258	-53.22	-13	-40.22	-71.3	-61.78	1.11	11.82	V
									V
									V
									V
Middle	1634	-55.76	-13	-42.76	-67.45	-62.12	0.81	9.32	H
	2451	-43.07	-13	-30.07	-57.81	-50.12	1.06	10.26	H
	3268	-53.27	-13	-40.27	-71.09	-61.89	1.11	11.87	H
									H
									H
									H
	1634	-55.32	-13	-42.32	-66.9	-61.68	0.81	9.32	V
	2451	-47.46	-13	-34.46	-62.25	-54.51	1.06	10.26	V
	3268	-53.02	-13	-40.02	-71.13	-61.64	1.11	11.87	V
									V
									V
									V

Highest	1639	-55.75	-13	-42.75	-67.44	-62.13	0.81	9.34	H
	2459	-42.02	-13	-29.02	-56.75	-49.10	1.06	10.30	H
	3278	-52.40	-13	-39.40	-70.23	-61.07	1.11	11.93	H
									H
									H
									H
	1639	-54.97	-13	-41.97	-66.56	-61.35	0.81	9.34	V
	2459	-46.64	-13	-33.64	-61.42	-53.72	1.06	10.30	V
	3278	-52.74	-13	-39.74	-70.86	-61.41	1.11	11.93	V
									V
									V
									V

Remark: Spurious emissions within 30-1000MHz were found more than 20dB below limit line.