#51_FR1 n25_40M_BPSK_1_1_Left side_10mm_Ch376500

Communication System: UID 10934 - AAC, 5G NR; Frequency: 1882.5 MHz
Medium: HSL_1900_240316 Medium parameters used: f = 1882.5 MHz; σ = 1.422 S/m; ε_r = 40.986; ρ = 1000 kg/m^3
Ambient Temperature：23.6 ℃; Liquid Temperature：22.6 ℃

DASY5 Configuration:
- Probe: EX3DV4 - SN7695; ConvF(8, 8.07, 8.72) @ 1882.5 MHz; Calibrated: 2023/5/22
- Sensor-Surface: 1.4mm (Mechanical Surface Detection)
- Electronics: DAE4 Sn1697; Calibrated: 2023/11/20
- Phantom: SAM_Right; Type: QD000P40CD; Serial: TP:1681
- Measurement SW: DASY52, Version 52.10 (4);SEMCAD X Version 14.6.14 (7501)

Area Scan (41x111x1): Interpolated grid: dx=1.500 mm, dy=1.500 mm
Maximum value of SAR (interpolated) = 0.802 W/kg

Zoom Scan (5x5x7)/Cube 0: Measurement grid: dx=8mm, dy=8mm, dz=5mm
Reference Value = 23.06 V/m; Power Drift = 0.05 dB
Peak SAR (extrapolated) = 1.03 W/kg
SAR(1 g) = 0.597 W/kg; SAR(10 g) = 0.321 W/kg
Smallest distance from peaks to all points 3 dB below = 11.3 mm
Ratio of SAR at M2 to SAR at M1 = 58.8%
Maximum value of SAR (measured) = 0.882 W/kg

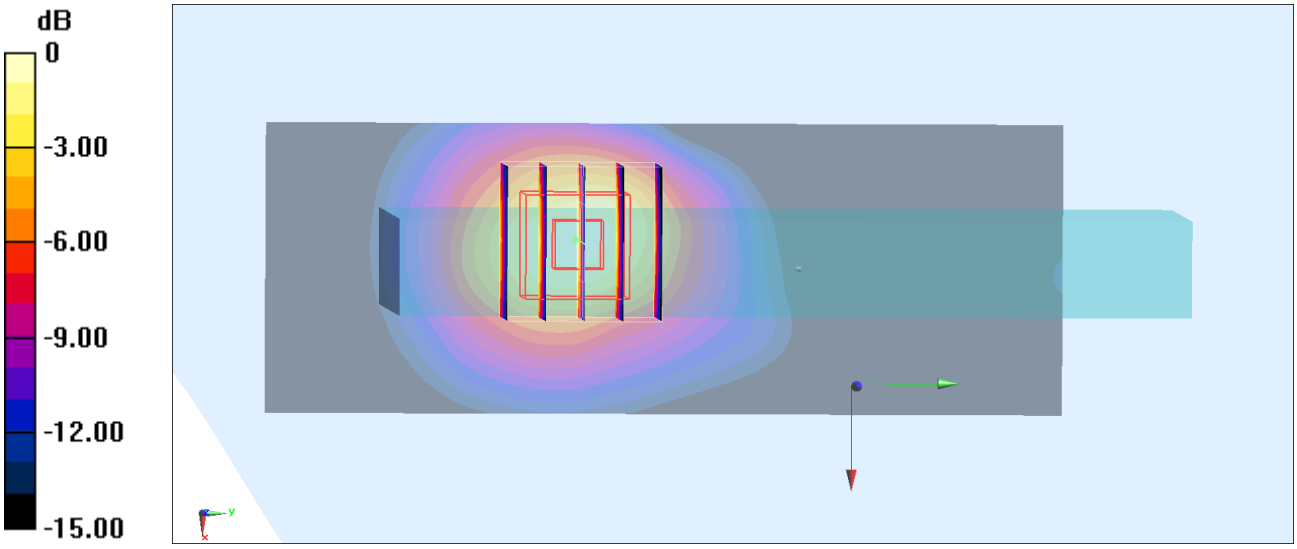

0 dB = 0.882 W/kg = -0.55 dBW/kg

#52_FR1 n26_20M_BPSK_1_1_Back_10mm_Ch166300

Communication System: UID 10931 - AAC, 5G NR; Frequency: 831.5 MHz
Medium: HSL_850_240217 Medium parameters used : f = 831.5 MHz; σ = 0.915 S/m; ε_r = 41.995; ρ = 1000 kg/m^3
Ambient Temperature：23.5 ℃; Liquid Temperature：22.5 ℃

DASY5 Configuration:
- Probe: EX3DV4 - SN7785; ConvF(8.45, 8.27, 7.94) @ 831.5 MHz; Calibrated: 2023/11/23
- Sensor-Surface: 1.4mm (Mechanical Surface Detection)
- Electronics: DAE4 Sn1707; Calibrated: 2023/12/6
- Phantom: SAM_Right; Type: QD000P40CD; Serial: TP:1681
- Measurement SW: DASY52, Version 52.10 (4);SEMCAD X Version 14.6.14 (7501)

Area Scan (81x131x1): Interpolated grid: dx=1.500 mm, dy=1.500 mm
Maximum value of SAR (interpolated) = 0.544 W/kg

Zoom Scan (5x5x7)/Cube 0: Measurement grid: dx=8mm, dy=8mm, dz=5mm
Reference Value = 25.92 V/m; Power Drift = -0.10 dB
Peak SAR (extrapolated) = 0.681 W/kg
SAR(1 g) = 0.413 W/kg; SAR(10 g) = 0.241 W/kg
Smallest distance from peaks to all points 3 dB below = 11.6 mm
Ratio of SAR at M2 to SAR at M1 = 60.7%
Maximum value of SAR (measured) = 0.583 W/kg

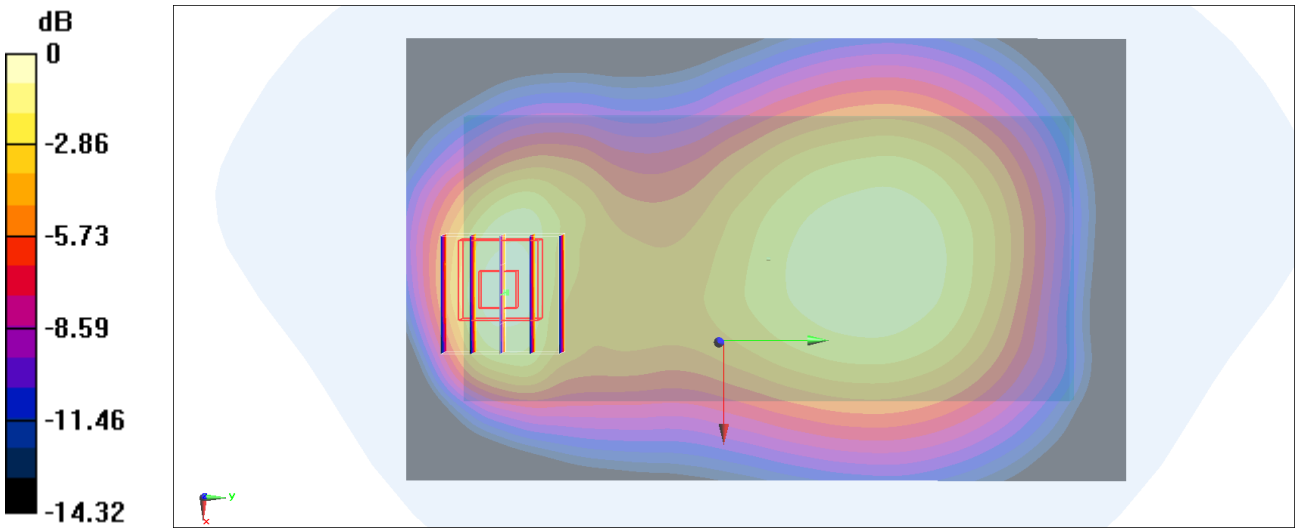

0 dB = 0.583 W/kg = -2.34 dBW/kg

#53_FR1 n30_10M_BPSK_1_1_Left Side_10mm_Ch462000

Communication System: UID 10929 - AAD, 5G NR ; Frequency: 2310 MHz
Medium: HSL_2300_240327 Medium parameters used: f = 2310 MHz; σ = 1.646 S/m; ε_r = 39.998; ρ = 1000 kg/m^3
Ambient Temperature：23.4 ℃; Liquid Temperature：22.4 ℃

DASY5 Configuration:
- Probe: EX3DV4 - SN7695; ConvF(7.71, 7.81, 8.42) @ 2310 MHz; Calibrated: 2023/5/22
- Sensor-Surface: 1.4mm (Mechanical Surface Detection)
- Electronics: DAE4 Sn1697; Calibrated: 2023/11/20
- Phantom: SAM_Right; Type: QD000P40CD; Serial: TP:1681
- Measurement SW: DASY52, Version 52.10 (4);SEMCAD X Version 14.6.14 (7501)

Area Scan (51x141x1): Interpolated grid: dx=1.200 mm, dy=1.200 mm
Maximum value of SAR (interpolated) = 0.848 W/kg

Zoom Scan (7x7x7)/Cube 0: Measurement grid: dx=5mm, dy=5mm, dz=5mm
Reference Value = 23.68 V/m; Power Drift = 0.15 dB
Peak SAR (extrapolated) = 1.11 W/kg
SAR(1 g) = 0.592 W/kg; SAR(10 g) = 0.281 W/kg
Smallest distance from peaks to all points 3 dB below = 8.5 mm
Ratio of SAR at M2 to SAR at M1 = 54.4%
Maximum value of SAR (measured) = 0.882 W/kg

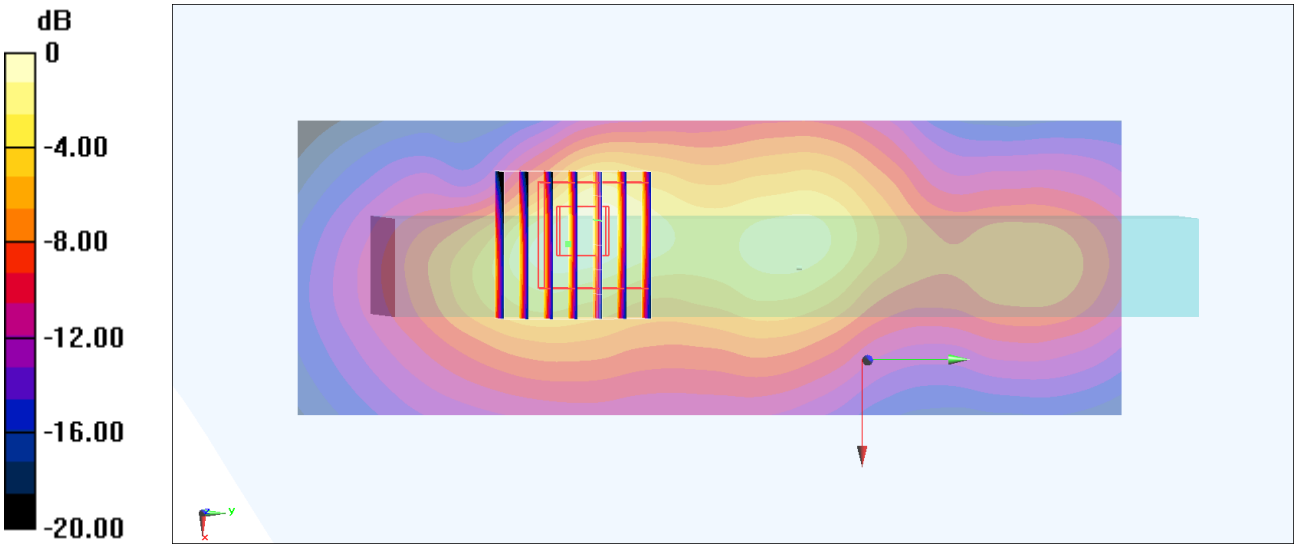

0 dB = 0.882 W/kg = -0.55 dBW/kg

#54_FR1 n41_100M_BPSK_1_1_Left Side_10mm_Ch518598

Communication System: UID 10866 - AAF, 5G NR; Frequency: 2592.99 MHz
Medium: HSL_2600_240226 Medium parameters used: f = 2592.99 MHz; σ = 2.039 S/m; ε_r = 37.852; ρ = 1000 kg/m^3
Ambient Temperature：23.3 ℃; Liquid Temperature：22.3 ℃

DASY5 Configuration:
- Probe: EX3DV4 - SN7785; ConvF(6.84, 6.47, 6.34) @ 2592.99 MHz; Calibrated: 2023/11/23
- Sensor-Surface: 1.4mm (Mechanical Surface Detection)
- Electronics: DAE4 Sn1707; Calibrated: 2023/12/6
- Phantom: SAM_Right; Type: QD000P40CD; Serial: TP:1681
- Measurement SW: DASY52, Version 52.10 (4);SEMCAD X Version 14.6.14 (7501)

Area Scan (71x161x1): Interpolated grid: dx=1.200 mm, dy=1.200 mm
Maximum value of SAR (interpolated) = 0.813 W/kg

Zoom Scan (7x7x7)/Cube 0: Measurement grid: dx=5mm, dy=5mm, dz=5mm
Reference Value = 20.92 V/m; Power Drift = -0.10 dB
Peak SAR (extrapolated) = 1.03 W/kg
SAR(1 g) = 0.488 W/kg; SAR(10 g) = 0.243 W/kg
Smallest distance from peaks to all points 3 dB below = 10.8 mm
Ratio of SAR at M2 to SAR at M1 = 79.5%
Maximum value of SAR (measured) = 0.801 W/kg

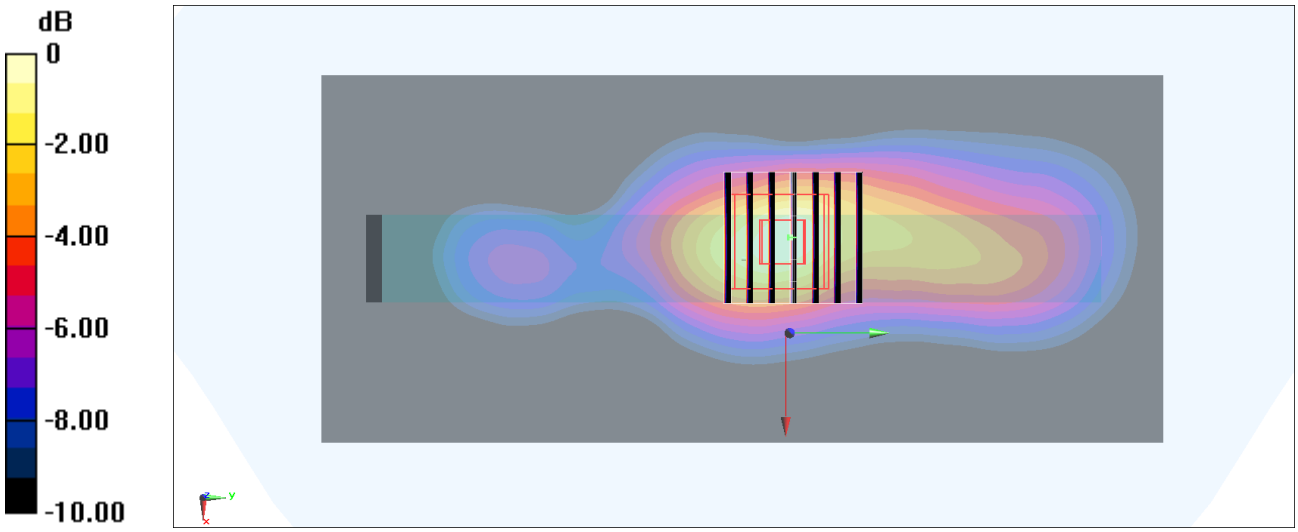

0 dB = 0.801 W/kg = -0.96 dBW/kg

#55_FR1 n48_40M_BPSK_50_28_Left Side_10mm_Ch641666

Communication System: UID 10913 - AAD, 5G NR; Frequency: 3624.99 MHz
Medium: HSL_3700_240321 Medium parameters used: f = 3625 MHz; σ = 3.068 S/m; ε_r = 37.968; ρ = 1000 kg/m^3
Ambient Temperature：23.1 ℃; Liquid Temperature：22.1 ℃

DASY5 Configuration:
- Probe: EX3DV4 - SN7695; ConvF(6.89, 7.01, 7.57) @ 3624.99 MHz; Calibrated: 2023/5/22
- Sensor-Surface: 1.4mm (Mechanical Surface Detection)
- Electronics: DAE4 Sn1697; Calibrated: 2023/11/20
- Phantom: SAM_Right; Type: QD000P40CD; Serial: TP:1681
- Measurement SW: DASY52, Version 52.10 (4);SEMCAD X Version 14.6.14 (7501)

Area Scan (71x111x1): Interpolated grid: dx=1.200 mm, dy=1.200 mm
Maximum value of SAR (interpolated) = 1.16 W/kg

Zoom Scan (7x7x8)/Cube 0: Measurement grid: dx=5mm, dy=5mm, dz=1.4mm
Reference Value = 19.67 V/m; Power Drift = 0.10 dB
Peak SAR (extrapolated) = 1.54 W/kg
SAR(1 g) = 0.620 W/kg; SAR(10 g) = 0.284 W/kg
Smallest distance from peaks to all points 3 dB below = 10 mm
Ratio of SAR at M2 to SAR at M1 = 77.1%
Maximum value of SAR (measured) = 1.16 W/kg

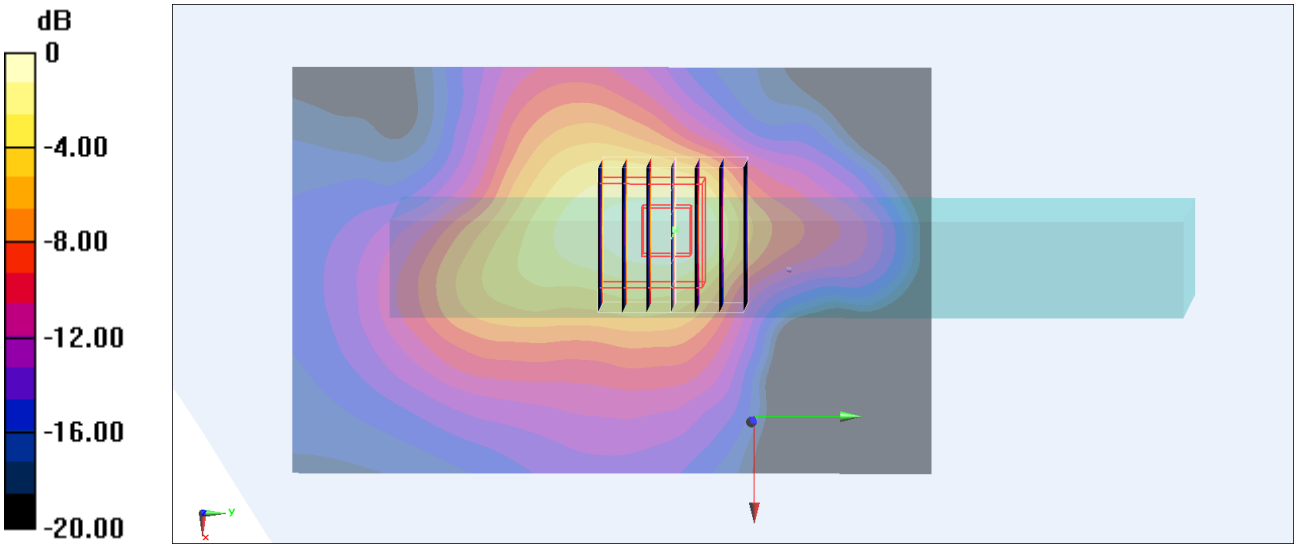

0 dB = 1.16 W/kg = 0.64 dBW/kg

#56_FR1 n66_20M_BPSK_1_1_Left side_10mm_Ch354000

Communication System: UID 10931 - AAC, 5G NR; Frequency: 1770 MHz
Medium: HSL_1750_240318 Medium parameters used: f = 1770 MHz; σ = 1.35 S/m; ε_r = 40.887; ρ = 1000 kg/m^3
Ambient Temperature：23.8 ℃; Liquid Temperature：22.8 ℃

DASY5 Configuration:
- Probe: EX3DV4 - SN7695; ConvF(8.66, 8.71, 9.35) @ 1770 MHz; Calibrated: 2023/5/22
- Sensor-Surface: 1.4mm (Mechanical Surface Detection)
- Electronics: DAE4 Sn1697; Calibrated: 2023/11/20
- Phantom: SAM_Right; Type: QD000P40CD; Serial: TP:1681
- Measurement SW: DASY52, Version 52.10 (4);SEMCAD X Version 14.6.14 (7501)

Area Scan (41x111x1): Interpolated grid: dx=1.500 mm, dy=1.500 mm
Maximum value of SAR (interpolated) = 0.789 W/kg

Zoom Scan (5x5x7)/Cube 0: Measurement grid: dx=8mm, dy=8mm, dz=5mm
Reference Value = 22.01 V/m; Power Drift = -0.06 dB
Peak SAR (extrapolated) = 0.943 W/kg
SAR(1 g) = 0.551 W/kg; SAR(10 g) = 0.298 W/kg
Smallest distance from peaks to all points 3 dB below = 10.7 mm
Ratio of SAR at M2 to SAR at M1 = 60.1%
Maximum value of SAR (measured) = 0.815 W/kg

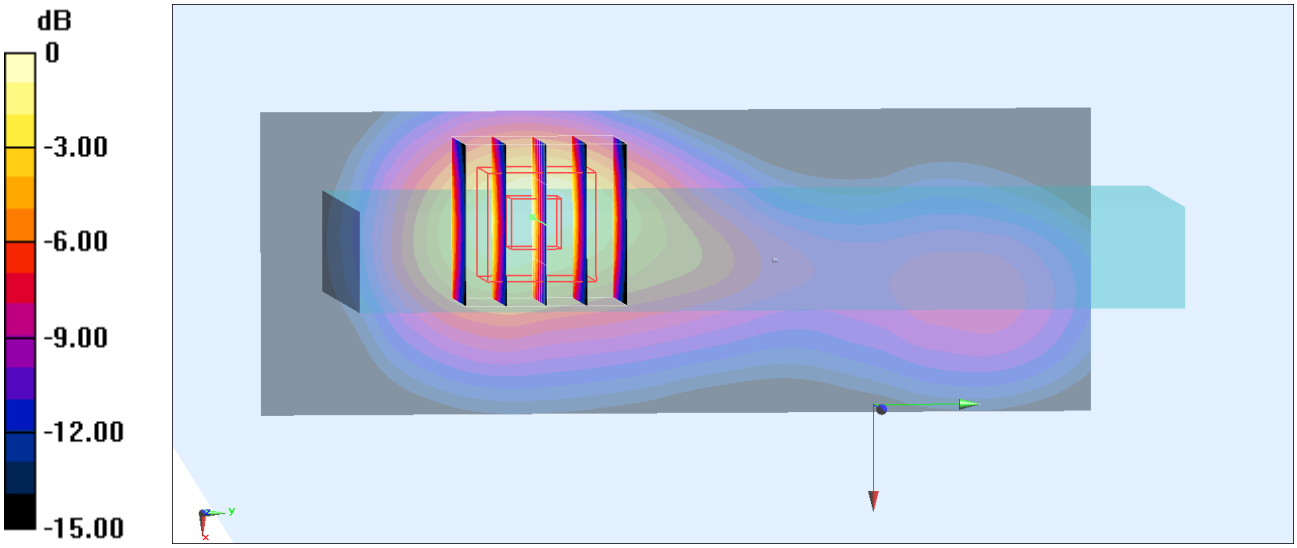

0 dB = 0.815 W/kg = -0.89 dBW/kg

#57_FR1 n71_20M_BPSK_1_1_Back_10mm_Ch136100

Communication System: UID 10931 - AAC, 5G NR; Frequency: 680.5 MHz
Medium: HSL_750_240216 Medium parameters used : f = 680.5 MHz; σ = 0.866 S/m; ε_r = 42.296; ρ = 1000 kg/m^3
Ambient Temperature：23.4 ℃; Liquid Temperature：22.4 ℃

DASY5 Configuration:
- Probe: EX3DV4 - SN7785; ConvF(8.42, 8.24, 8.07) @ 680.5 MHz; Calibrated: 2023/11/23
- Sensor-Surface: 1.4mm (Mechanical Surface Detection)
- Electronics: DAE4 Sn1707; Calibrated: 2023/12/6
- Phantom: SAM_Right; Type: QD000P40CD; Serial: TP:1681
- Measurement SW: DASY52, Version 52.10 (4);SEMCAD X Version 14.6.14 (7501)

Area Scan (81x131x1): Interpolated grid: dx=1.500 mm, dy=1.500 mm
Maximum value of SAR (interpolated) = 0.438 W/kg

Zoom Scan (5x5x7)/Cube 0: Measurement grid: dx=8mm, dy=8mm, dz=5mm
Reference Value = 24.72 V/m; Power Drift = -0.03 dB
Peak SAR (extrapolated) = 0.453 W/kg
SAR(1 g) = 0.384 W/kg; SAR(10 g) = 0.296 W/kg
Smallest distance from peaks to all points 3 dB below: Larger than measurement grid (> 16 mm)
Ratio of SAR at M2 to SAR at M1 = 83.8%
Maximum value of SAR (measured) = 0.439 W/kg

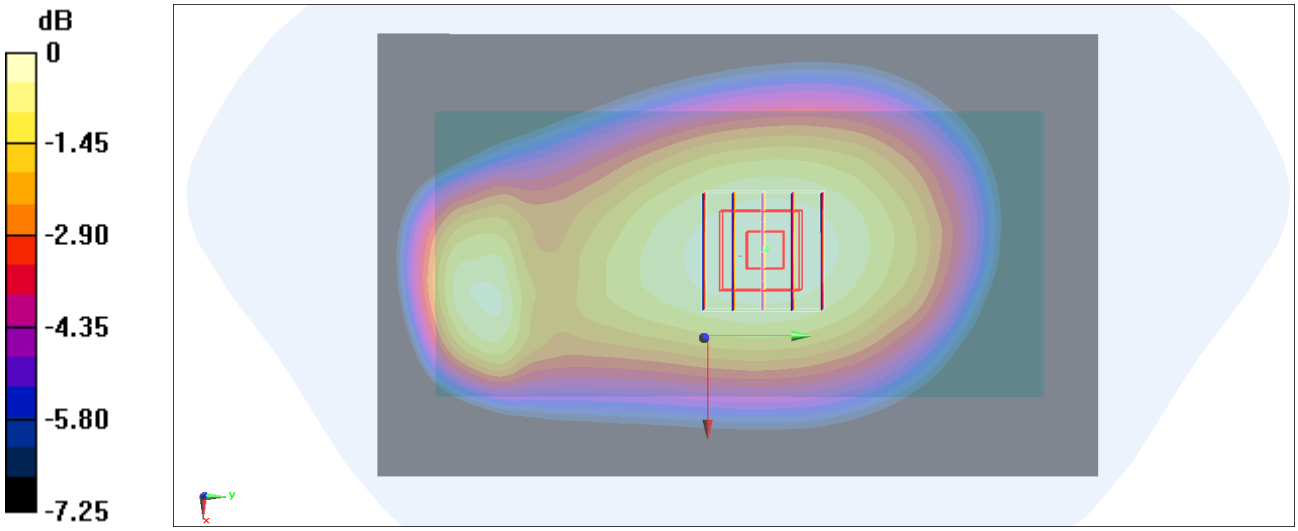

0 dB = 0.439 W/kg = -3.58 dBW/kg

#58_FR1 n77_100M_BPSK_1_1_Left Side_10mm_Ch641666

Communication System: UID 10866 - AAF, 5G NR; Frequency: 3624.99 MHz
Medium: HSL_3700_240322 Medium parameters used: f = 3625 MHz; σ = 3.065 S/m; ε_r = 37.953; ρ = 1000 kg/m^3
Ambient Temperature：23.2 ℃; Liquid Temperature：22.2 ℃

DASY5 Configuration:
- Probe: EX3DV4 - SN7695; ConvF(6.89, 7.01, 7.57) @ 3624.99 MHz; Calibrated: 2023/5/22
- Sensor-Surface: 1.4mm (Mechanical Surface Detection)
- Electronics: DAE4 Sn1697; Calibrated: 2023/11/20
- Phantom: SAM_Right; Type: QD000P40CD; Serial: TP:1681
- Measurement SW: DASY52, Version 52.10 (4);SEMCAD X Version 14.6.14 (7501)

Area Scan (61x161x1): Interpolated grid: dx=1.200 mm, dy=1.200 mm
Maximum value of SAR (interpolated) = 1.07 W/kg

Zoom Scan (7x7x8)/Cube 0: Measurement grid: dx=5mm, dy=5mm, dz=1.4mm
Reference Value = 18.18 V/m; Power Drift = 0.15 dB
Peak SAR (extrapolated) = 1.46 W/kg
SAR(1 g) = 0.624 W/kg; SAR(10 g) = 0.277 W/kg
Smallest distance from peaks to all points 3 dB below = 8.9 mm
Ratio of SAR at M2 to SAR at M1 = 77.1%
Maximum value of SAR (measured) = 1.11 W/kg

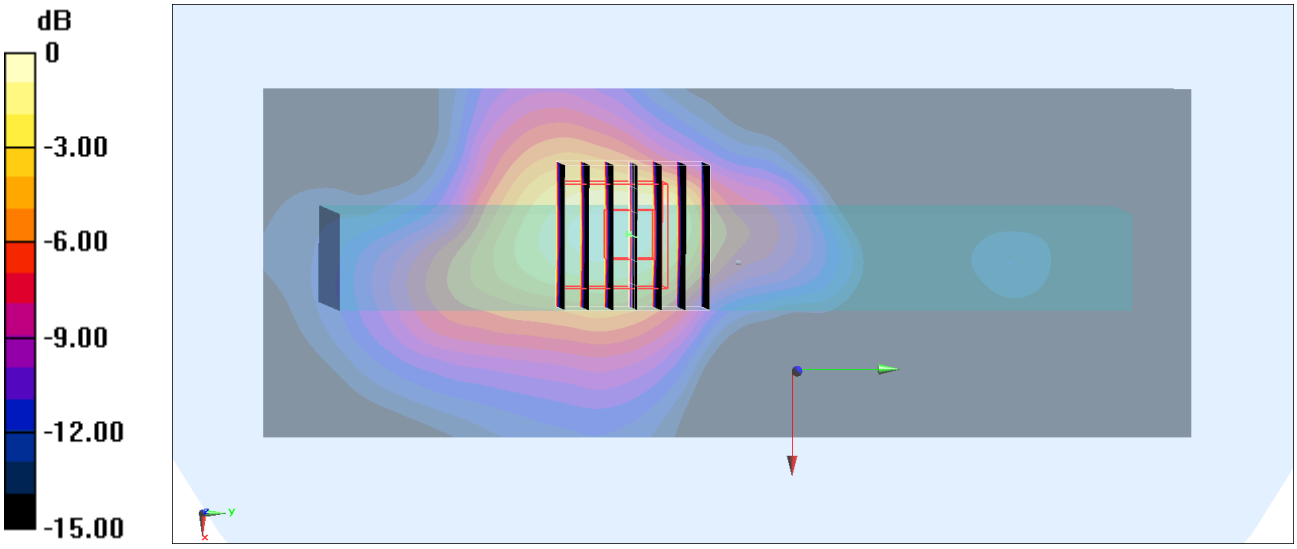

0 dB = 1.11 W/kg = 0.45 dBW/kg

#59_WLAN2.4GHz_802.11b 1Mbps_Back_10mm_Ch1

Communication System: UID 10571 - AAA, IEEE 802.11b; Frequency: 2412 MHz
Medium: HSL_2450_240306 Medium parameters used: f = 2412 MHz; σ = 1.827 S/m; ε_r = 38.651; ρ = 1000 kg/m^3
Ambient Temperature：23.5 ℃; Liquid Temperature：22.5 ℃

DASY5 Configuration:
- Probe: EX3DV4 - SN7785; ConvF(6.88, 6.53, 6.42) @ 2412 MHz; Calibrated: 2023/11/23
- Sensor-Surface: 1.4mm (Mechanical Surface Detection)
- Electronics: DAE4 Sn1707; Calibrated: 2023/12/6
- Phantom: SAM_Right; Type: QD000P40CD; Serial: TP:1681
- Measurement SW: DASY52, Version 52.10 (4);SEMCAD X Version 14.6.14 (7501)

Area Scan (101x91x1): Interpolated grid: dx=1.200 mm, dy=1.200 mm
Maximum value of SAR (interpolated) = 1.32 W/kg

Zoom Scan (7x7x7)/Cube 0: Measurement grid: dx=5mm, dy=5mm, dz=5mm
Reference Value = 26.85 V/m; Power Drift = 0.14 dB
Peak SAR (extrapolated) = 1.61 W/kg
SAR(1 g) = 0.854 W/kg; SAR(10 g) = 0.432 W/kg
Smallest distance from peaks to all points 3 dB below = 10.2 mm
Ratio of SAR at M2 to SAR at M1 = 54.8%
Maximum value of SAR (measured) = 1.35 W/kg



0 dB = 1.35 W/kg = 1.30 dBW/kg

#60_WLAN5GHz_802.11n-HT40 MCS0_Right Side_10mm_Ch46

Communication System: UID 10599 - AAD, IEEE 802.11n ; Frequency: 5230 MHz
Medium: HSL5G_240307 Medium parameters used: f = 5230 MHz; σ = 4.65 S/m; ε_r = 36.267; ρ = 1000 kg/m^3
Ambient Temperature：23.8 ℃; Liquid Temperature：22.8 ℃

DASY5 Configuration:
- Probe: EX3DV4 - SN7695; ConvF(5.72, 5.86, 6.29) @ 5230 MHz; Calibrated: 2023/5/22
- Sensor-Surface: 1.4mm (Mechanical Surface Detection)
- Electronics: DAE4 Sn1697; Calibrated: 2023/11/20
- Phantom: SAM_Right; Type: QD000P40CD; Serial: TP:1681
- Measurement SW: DASY52, Version 52.10 (4);SEMCAD X Version 14.6.14 (7501)

Area Scan (61x141x1): Interpolated grid: dx=1.000 mm, dy=1.000 mm
Maximum value of SAR (interpolated) = 1.99 W/kg

Zoom Scan (7x7x7)/Cube 0: Measurement grid: dx=4mm, dy=4mm, dz=1.4mm
Reference Value = 22.36 V/m; Power Drift = -0.19 dB
Peak SAR (extrapolated) = 3.31 W/kg
SAR(1 g) = 0.896 W/kg; SAR(10 g) = 0.324 W/kg
Smallest distance from peaks to all points 3 dB below = 9.3 mm
Ratio of SAR at M2 to SAR at M1 = 65.3%
Maximum value of SAR (measured) = 2.08 W/kg

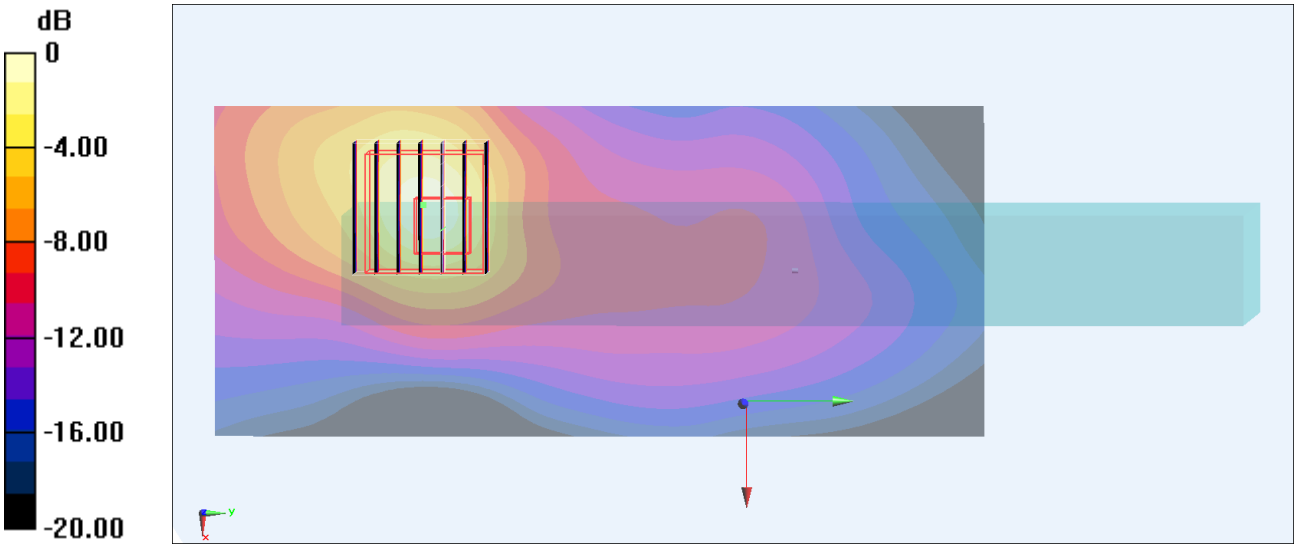

0 dB = 2.08 W/kg = 3.18 dBW/kg

#61_WLAN5GHz_802.11ac-VHT80 MCS0_Right Side_10mm_Ch155

Communication System: UID 10626 - AAD, IEEE 802.11ac; Frequency: 5775 MHz
Medium: HSL_5G_240302 Medium parameters used: f = 5775 MHz; σ = 5.206 S/m; ε_r = 35.364; ρ = 1000 kg/m^3
Ambient Temperature：23.7 ℃; Liquid Temperature：22.7 ℃

DASY5 Configuration:
- Probe: EX3DV4 - SN7785; ConvF(4.6, 4.41, 4.36) @ 5775 MHz; Calibrated: 2023/11/23
- Sensor-Surface: 1.4mm (Mechanical Surface Detection)
- Electronics: DAE4 Sn1707; Calibrated: 2023/12/6
- Phantom: SAM_Right; Type: QD000P40CD; Serial: TP:1681
- Measurement SW: DASY52, Version 52.10 (4);SEMCAD X Version 14.6.14 (7501)

Area Scan (71x181x1): Interpolated grid: dx=1.000 mm, dy=1.000 mm
Maximum value of SAR (interpolated) = 2.22 W/kg

Zoom Scan (7x7x7)/Cube 0: Measurement grid: dx=4mm, dy=4mm, dz=1.4mm
Reference Value = 21.93 V/m; Power Drift = -0.12 dB
Peak SAR (extrapolated) = 3.57 W/kg
SAR(1 g) = 0.814 W/kg; SAR(10 g) = 0.247 W/kg
Smallest distance from peaks to all points 3 dB below = 7.5 mm
Ratio of SAR at M2 to SAR at M1 = 60.6%
Maximum value of SAR (measured) = 2.00 W/kg

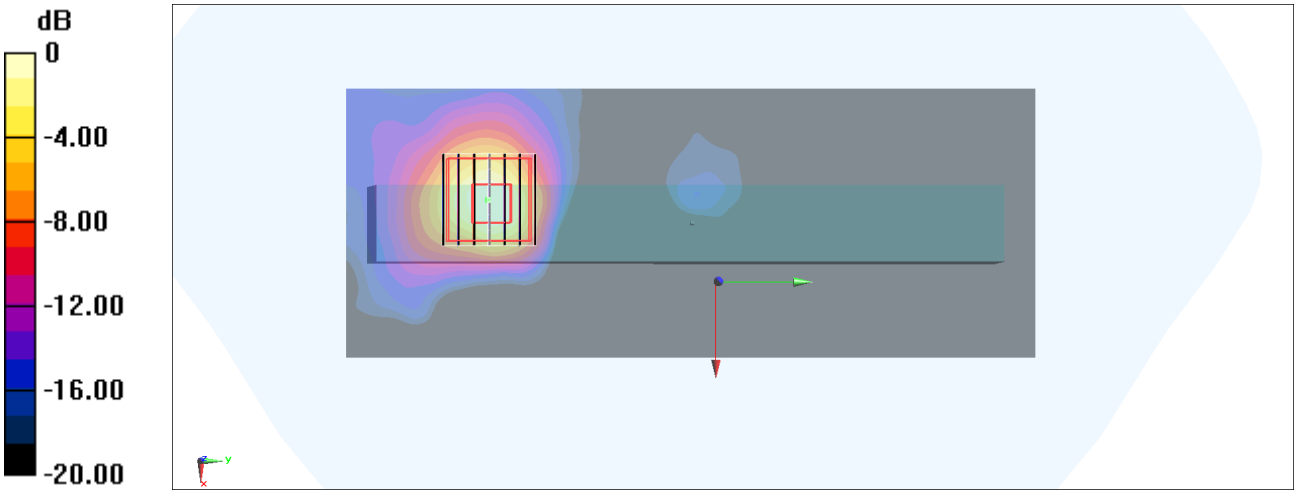

0 dB = 2.00 W/kg = 3.01 dBW/kg

#62_Bluetooth_1Mbps_Back_10mm_Ch0

Communication System:UID 10032 - CAA, IEEE 802.15.1 Bluetooth; Frequency: 2402 MHz
Medium: HSL_2450_240305 Medium parameters used : f = 2402 MHz; σ = 1.706 S/m; ε_r = 39.239; ρ = 1000 kg/m^3
Ambient Temperature：23.5 ℃; Liquid Temperature：22.5 ℃

DASY5 Configuration:
- Probe: EX3DV4 - SN7785; ConvF(6.88, 6.53, 6.42) @ 2402 MHz; Calibrated: 2023/11/23
- Sensor-Surface: 1.4mm (Mechanical Surface Detection)
- Electronics: DAE4 Sn1707; Calibrated: 2023/12/6
- Phantom: SAM_Right; Type: QD000P40CD; Serial: TP:1681
- Measurement SW: DASY52, Version 52.10 (4);SEMCAD X Version 14.6.14 (7501)

Area Scan (101x161x1): Interpolated grid: dx=1.200 mm, dy=1.200 mm
Maximum value of SAR (interpolated) = 0.0396 W/kg

Zoom Scan (7x7x7)/Cube 0: Measurement grid: dx=5mm, dy=5mm, dz=5mm
Reference Value = 4.482 V/m; Power Drift = -0.12 dB
Peak SAR (extrapolated) = 0.0370 W/kg
SAR(1 g) = 0.020 W/kg; SAR(10 g) = 0.00928 W/kg
Smallest distance from peaks to all points 3 dB below: Larger than measurement grid (> 15 mm)
Ratio of SAR at M2 to SAR at M1 = 53.6%
Maximum value of SAR (measured) = 0.0309 W/kg

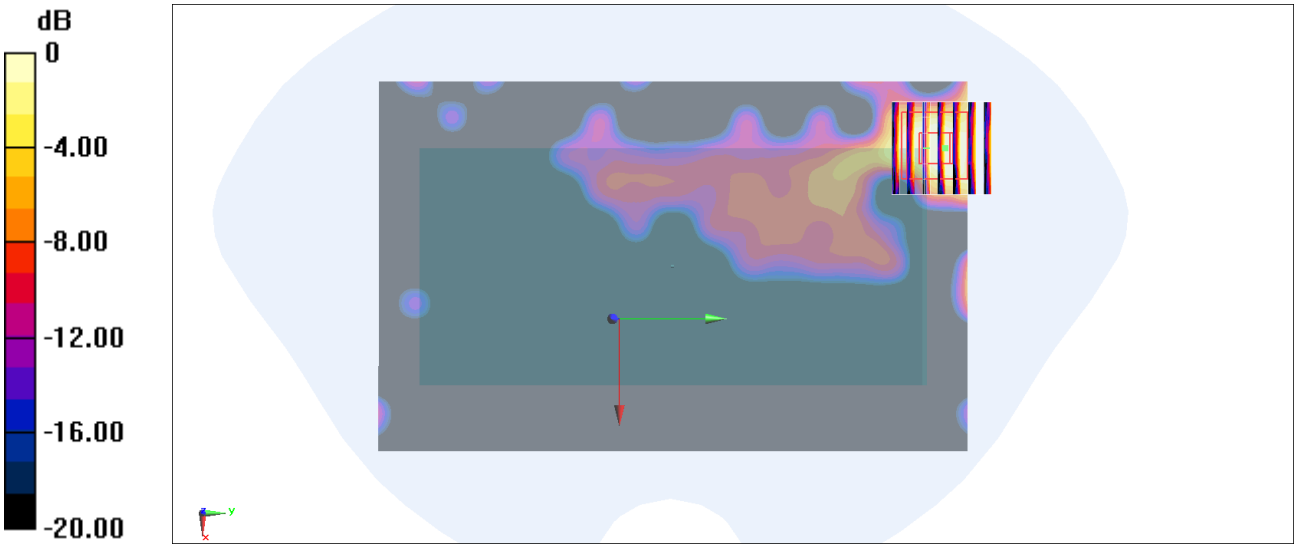

0 dB = 0.0309 W/kg = -15.10 dBW/kg

#63_WCDMA II_RMC 12.2Kbps_Back_0mm_Ch9538

Communication System: UID 10011 - CAC, UMTS-FDD ; Frequency: 1907.6 MHz
Medium: HSL_1900_240222 Medium parameters used: f = 1908 MHz; σ = 1.454 S/m; ε_r = 39.114; ρ = 1000 kg/m^3
Ambient Temperature：23.2 ℃; Liquid Temperature：22.2 ℃

DASY5 Configuration:
- Probe: EX3DV4 - SN7785; ConvF(7.42, 7.06, 6.89) @ 1907.6 MHz; Calibrated: 2023/11/23
- Sensor-Surface: 1.4mm (Mechanical Surface Detection)
- Electronics: DAE4 Sn1707; Calibrated: 2023/12/6
- Phantom: SAM_Right; Type: QD000P40CD; Serial: TP:1681
- Measurement SW: DASY52, Version 52.10 (4);SEMCAD X Version 14.6.14 (7501)

Area Scan (81x101x1): Interpolated grid: dx=1.500 mm, dy=1.500 mm
Maximum value of SAR (interpolated) = 0.815 W/kg

Zoom Scan (5x5x7)/Cube 0: Measurement grid: dx=8mm, dy=8mm, dz=5mm
Reference Value = 24.35 V/m; Power Drift = -0.10 dB
Peak SAR (extrapolated) = 0.926 W/kg
SAR(1 g) = 0.553 W/kg; SAR(10 g) = 0.327 W/kg
Smallest distance from peaks to all points 3 dB below = 13.6 mm
Ratio of SAR at M2 to SAR at M1 = 60.8%
Maximum value of SAR (measured) = 0.788 W/kg

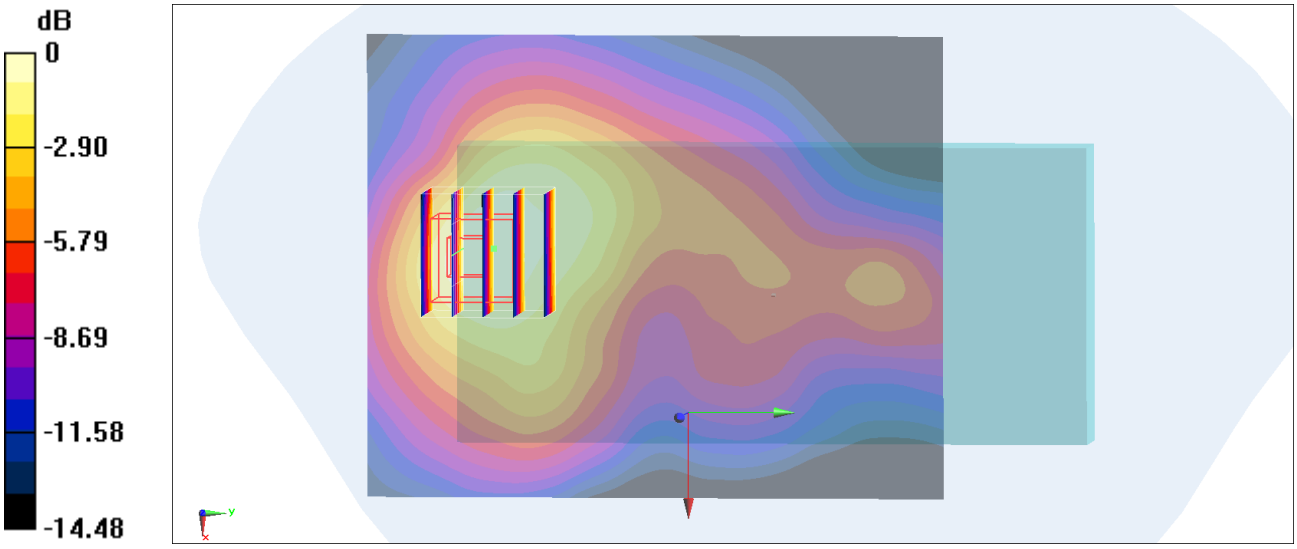

0 dB = 0.788 W/kg = -1.03 dBW/kg

#64_WCDMA IV_RMC 12.2Kbps_Back_0mm_Ch1312

Communication System: UID 10011 - CAC, UMTS-FDD; Frequency: 1712.4 MHz
Medium: HSL_1750_240315 Medium parameters used : f = 1712.4 MHz; σ = 1.322 S/m; ε_r = 41.784; ρ = 1000 kg/m^3
Ambient Temperature：23.6 ℃; Liquid Temperature：22.6 ℃

DASY5 Configuration:
- Probe: EX3DV4 - SN7695; ConvF(8.66, 8.71, 9.35) @ 1712.4 MHz; Calibrated: 2023/5/22
- Sensor-Surface: 1.4mm (Mechanical Surface Detection)
- Electronics: DAE4 Sn1697; Calibrated: 2023/11/20
- Phantom: SAM_Right; Type: QD000P40CD; Serial: TP:1681
- Measurement SW: DASY52, Version 52.10 (4);SEMCAD X Version 14.6.14 (7501)

Area Scan (81x111x1): Interpolated grid: dx=1.500 mm, dy=1.500 mm
Maximum value of SAR (interpolated) = 1.42 W/kg

Zoom Scan (5x5x7)/Cube 0: Measurement grid: dx=8mm, dy=8mm, dz=5mm
Reference Value = 33.85 V/m; Power Drift = -0.07 dB
Peak SAR (extrapolated) = 1.65 W/kg
SAR(1 g) = 0.988 W/kg; SAR(10 g) = 0.575 W/kg
Smallest distance from peaks to all points 3 dB below = 12.2 mm
Ratio of SAR at M2 to SAR at M1 = 59.3%
Maximum value of SAR (measured) = 1.35 W/kg

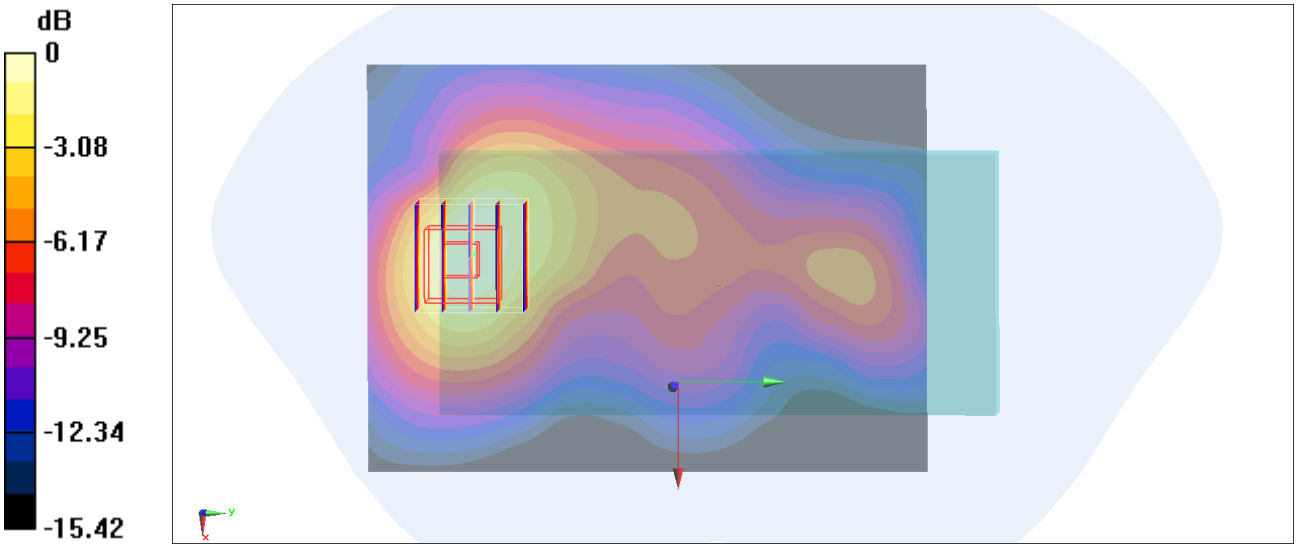

0 dB = 1.35 W/kg = 1.30 dBW/kg

#65_WCDMA V_RMC 12.2Kbps_Back_0mm_Ch4132

Communication System: UID 10011 - CAC, UMTS-FDD; Frequency: 826.4 MHz
Medium: HSL_850_240403 Medium parameters used: f = 826.4 MHz; σ = 0.922 S/m; ε_r = 41.802; ρ = 1000 kg/m^3
Ambient Temperature：23.3 ℃; Liquid Temperature：22.3 ℃

DASY5 Configuration:
- Probe: EX3DV4 - SN7695; ConvF(9.35, 9.19, 10.14) @ 826.4 MHz; Calibrated: 2023/5/22
- Sensor-Surface: 1.4mm (Mechanical Surface Detection)
- Electronics: DAE4 Sn1697; Calibrated: 2023/11/20
- Phantom: SAM_Right; Type: QD000P40CD; Serial: TP:1681
- Measurement SW: DASY52, Version 52.10 (4);SEMCAD X Version 14.6.14 (7501)

Area Scan (81x131x1): Interpolated grid: dx=1.500 mm, dy=1.500 mm
Maximum value of SAR (interpolated) = 0.533 W/kg

Zoom Scan (5x5x7)/Cube 0: Measurement grid: dx=8mm, dy=8mm, dz=5mm
Reference Value = 25.23 V/m; Power Drift = -0.12 dB
Peak SAR (extrapolated) = 0.619 W/kg
SAR(1 g) = 0.388 W/kg; SAR(10 g) = 0.240 W/kg
Smallest distance from peaks to all points 3 dB below = 13.2 mm
Ratio of SAR at M2 to SAR at M1 = 62.7%
Maximum value of SAR (measured) = 0.538 W/kg

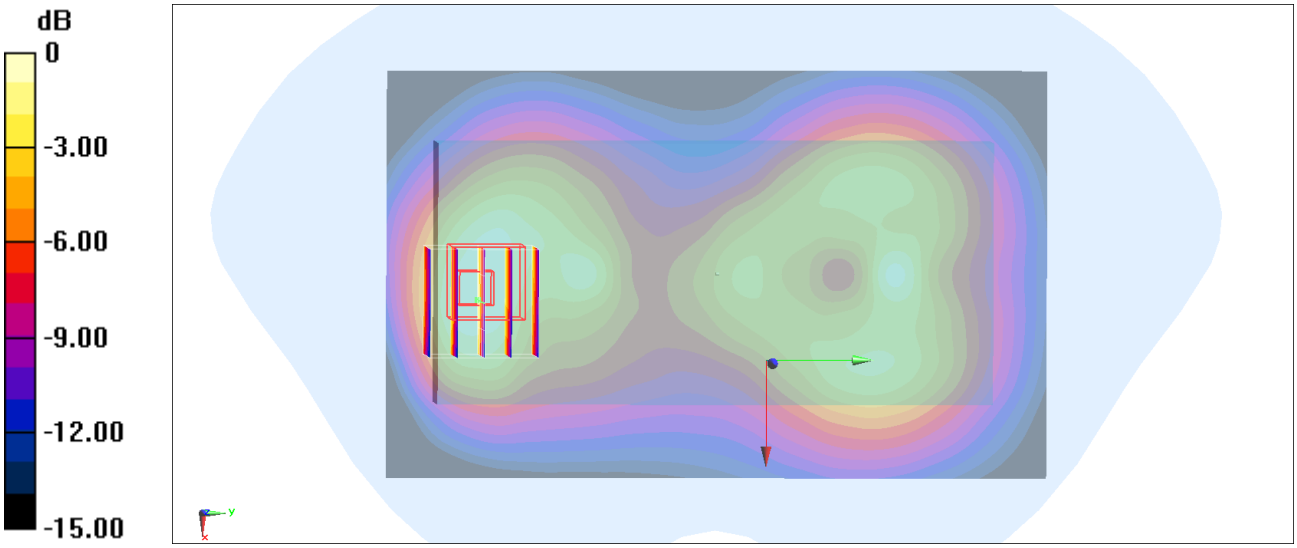

0 dB = 0.538 W/kg = -2.69 dBW/kg

#66_LTE Band 7_20M_QPSK_1_0_Back_0mm_Ch20850

Communication System: UID 10169 - CAF, LTE-FDD; Frequency: 2510 MHz
Medium: HSL_2600_240402 Medium parameters used: f = 2510 MHz; σ = 1.903 S/m; ε_r = 38.885; ρ = 1000 kg/m^3
Ambient Temperature：23.2 ℃; Liquid Temperature：22.2 ℃

DASY5 Configuration:
- Probe: EX3DV4 - SN7695; ConvF(7.5, 7.6, 8.24) @ 2510 MHz; Calibrated: 2023/5/22
- Sensor-Surface: 1.4mm (Mechanical Surface Detection)
- Electronics: DAE4 Sn1697; Calibrated: 2023/11/20
- Phantom: SAM_Right; Type: QD000P40CD; Serial: TP:1681
- Measurement SW: DASY52, Version 52.10 (4);SEMCAD X Version 14.6.14 (7501)

Area Scan (101x141x1): Interpolated grid: dx=1.200 mm, dy=1.200 mm
Maximum value of SAR (interpolated) = 0.351 W/kg

Zoom Scan (7x7x7)/Cube 0: Measurement grid: dx=5mm, dy=5mm, dz=5mm
Reference Value = 12.92 V/m; Power Drift = -0.09 dB
Peak SAR (extrapolated) = 0.393 W/kg
SAR(1 g) = 0.205 W/kg; SAR(10 g) = 0.095 W/kg
Smallest distance from peaks to all points 3 dB below = 9.2 mm
Ratio of SAR at M2 to SAR at M1 = 53.6%
Maximum value of SAR (measured) = 0.326 W/kg

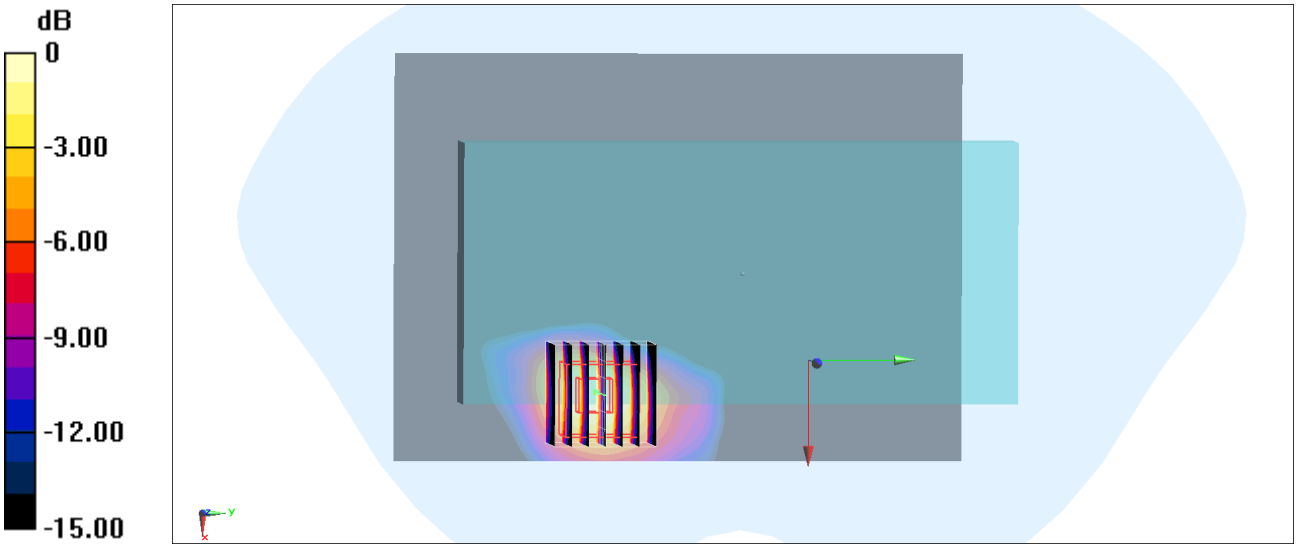

0 dB = 0.326 W/kg = -4.87 dBW/kg

#67_LTE Band 12_10M_QPSK_1_0_Back_0mm_Ch23095

Communication System: UID 10175 - CAH, LTE-FDD; Frequency: 707.5 MHz
Medium: HSL_750_240404 Medium parameters used: f = 707.5 MHz; σ = 0.879 S/m; ε_r = 42.054; ρ = 1000 kg/m^3
Ambient Temperature：23.4 ℃; Liquid Temperature：22.4 ℃

DASY5 Configuration:
- Probe: EX3DV4 - SN7695; ConvF(9.84, 9.43, 10.43) @ 707.5 MHz; Calibrated: 2023/5/22
- Sensor-Surface: 1.4mm (Mechanical Surface Detection)
- Electronics: DAE4 Sn1697; Calibrated: 2023/11/20
- Phantom: SAM_Right; Type: QD000P40CD; Serial: TP:1681
- Measurement SW: DASY52, Version 52.10 (4);SEMCAD X Version 14.6.14 (7501)

Area Scan (81x111x1): Interpolated grid: dx=1.500 mm, dy=1.500 mm
Maximum value of SAR (interpolated) = 0.553 W/kg

Zoom Scan (5x5x7)/Cube 0: Measurement grid: dx=8mm, dy=8mm, dz=5mm
Reference Value = 27.10 V/m; Power Drift = -0.15 dB
Peak SAR (extrapolated) = 0.672 W/kg
SAR(1 g) = 0.369 W/kg; SAR(10 g) = 0.205 W/kg
Smallest distance from peaks to all points 3 dB below = 10.7 mm
Ratio of SAR at M2 to SAR at M1 = 56.6%
Maximum value of SAR (measured) = 0.547 W/kg

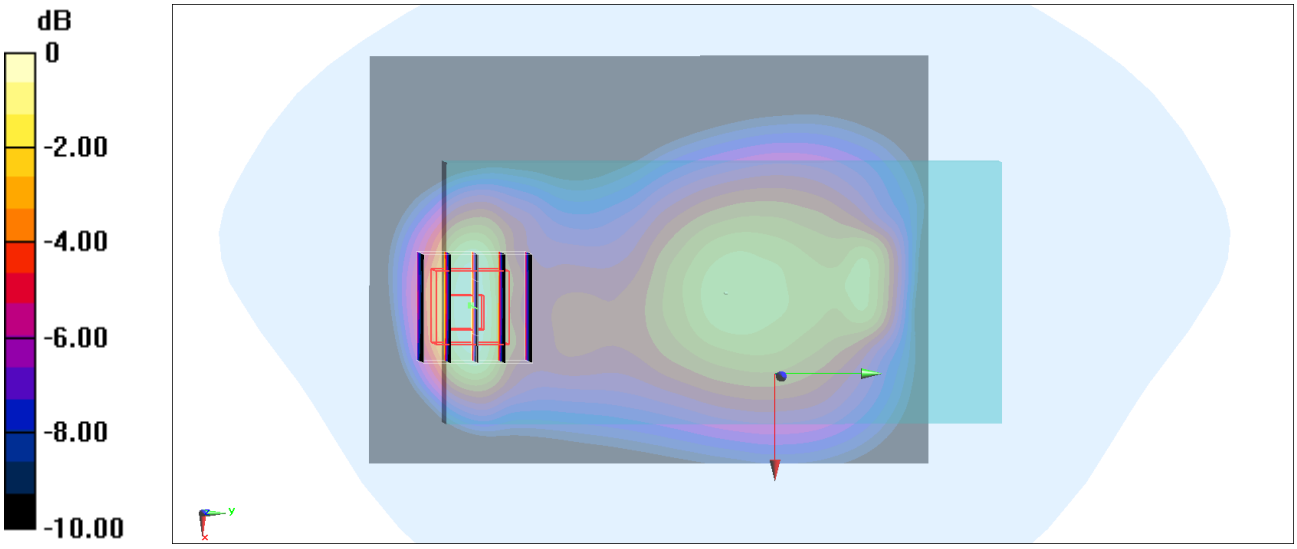

0 dB = 0.547 W/kg = -2.62 dBW/kg

#68_LTE Band 13_10M_QPSK_1_0_Back_0mm_Ch23230

Communication System: UID 10175 - CAH, LTE-FDD; Frequency: 782 MHz
Medium: HSL_750_240404 Medium parameters used: f = 782 MHz; σ = 0.903 S/m; ε_r = 41.578; ρ = 1000 kg/m^3
Ambient Temperature：23.4 ℃; Liquid Temperature：22.4 ℃

DASY5 Configuration:
- Probe: EX3DV4 - SN7695; ConvF(9.84, 9.43, 10.43) @ 782 MHz; Calibrated: 2023/5/22
- Sensor-Surface: 1.4mm (Mechanical Surface Detection)
- Electronics: DAE4 Sn1697; Calibrated: 2023/11/20
- Phantom: SAM_Right; Type: QD000P40CD; Serial: TP:1681
- Measurement SW: DASY52, Version 52.10 (4);SEMCAD X Version 14.6.14 (7501)

Configuration/Ch/Area Scan (81x111x1): Interpolated grid: dx=1.500 mm, dy=1.500 mm
Maximum value of SAR (interpolated) = 0.416 W/kg
Configuration/Ch/Zoom Scan (5x5x7)/Cube 0: Measurement grid: dx=8mm, dy=8mm, dz=5mm
Reference Value = 22.36 V/m; Power Drift = -0.18 dB
Peak SAR (extrapolated) = 0.499 W/kg
SAR(1 g) = 0.299 W/kg; SAR(10 g) = 0.173 W/kg
Smallest distance from peaks to all points 3 dB below = 11.2 mm
Ratio of SAR at M2 to SAR at M1 = 60.4%
Maximum value of SAR (measured) = 0.433 W/kg

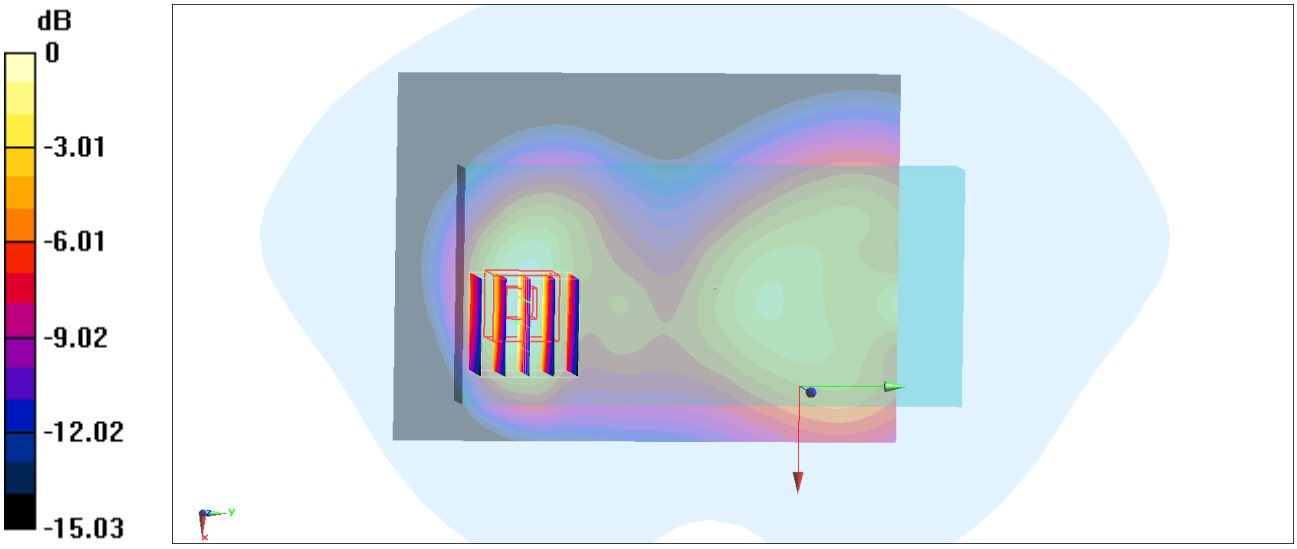

0 dB = 0.433 W/kg = -3.64 dBW/kg

#69_LTE Band 14_10M_QPSK_1_0_Back_0mm_Ch23330

Communication System: UID 10175 - CAH, LTE-FDD; Frequency: 793 MHz
Medium: HSL_750_240404 Medium parameters used: f = 793 MHz; σ = 0.907 S/m; ε_r = 41.54; ρ = 1000 kg/m^3
Ambient Temperature：23.4 ℃; Liquid Temperature：22.4 ℃

DASY5 Configuration:
- Probe: EX3DV4 - SN7695; ConvF(9.84, 9.43, 10.43) @ 793 MHz; Calibrated: 2023/5/22
- Sensor-Surface: 1.4mm (Mechanical Surface Detection)
- Electronics: DAE4 Sn1697; Calibrated: 2023/11/20
- Phantom: SAM_Right; Type: QD000P40CD; Serial: TP:1681
- Measurement SW: DASY52, Version 52.10 (4);SEMCAD X Version 14.6.14 (7501)

Area Scan (81x111x1): Interpolated grid: dx=1.500 mm, dy=1.500 mm
Maximum value of SAR (interpolated) = 0.395 W/kg

Zoom Scan (5x5x7)/Cube 0: Measurement grid: dx=8mm, dy=8mm, dz=5mm
Reference Value = 21.86 V/m; Power Drift = -0.18 dB
Peak SAR (extrapolated) = 0.488 W/kg
SAR(1 g) = 0.289 W/kg; SAR(10 g) = 0.168 W/kg
Smallest distance from peaks to all points 3 dB below = 11.2 mm
Ratio of SAR at M2 to SAR at M1 = 59.7%
Maximum value of SAR (measured) = 0.413 W/kg

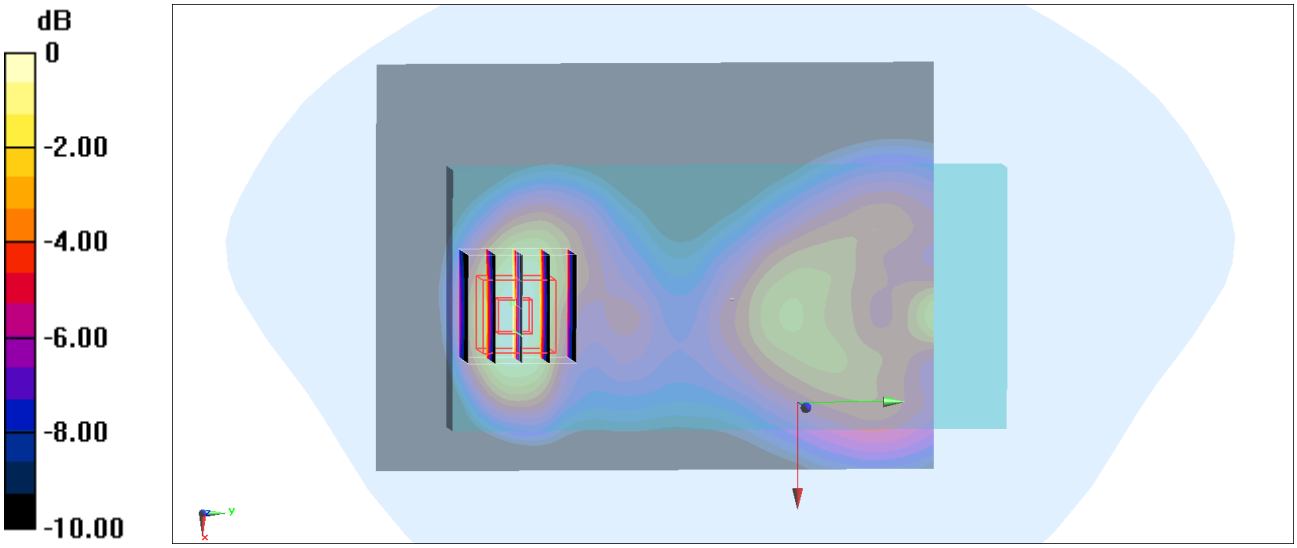

0 dB = 0.413 W/kg = -3.84 dBW/kg

#70_LTE Band 25_20M_QPSK_1_0_Back_0mm_Ch26340

Communication System: UID 10169 - CAF, LTE-FDD; Frequency: 1880 MHz
Medium: HSL_1900_240316 Medium parameters used: f = 1880 MHz; σ = 1.421 S/m; ε_r = 41.124; ρ = 1000 kg/m^3
Ambient Temperature：23.6 ℃; Liquid Temperature：22.6 ℃

DASY5 Configuration:
- Probe: EX3DV4 - SN7695; ConvF(8, 8.07, 8.72) @ 1880 MHz; Calibrated: 2023/5/22
- Sensor-Surface: 1.4mm (Mechanical Surface Detection)
- Electronics: DAE4 Sn1697; Calibrated: 2023/11/20
- Phantom: SAM_Right; Type: QD000P40CD; Serial: TP:1681
- Measurement SW: DASY52, Version 52.10 (4);SEMCAD X Version 14.6.14 (7501)

Area Scan (81x111x1): Interpolated grid: dx=1.500 mm, dy=1.500 mm
Maximum value of SAR (interpolated) = 1.51 W/kg

Zoom Scan (5x5x7)/Cube 0: Measurement grid: dx=8mm, dy=8mm, dz=5mm
Reference Value = 32.34 V/m; Power Drift = -0.14 dB
Peak SAR (extrapolated) = 1.60 W/kg
SAR(1 g) = 0.937 W/kg; SAR(10 g) = 0.528 W/kg
Smallest distance from peaks to all points 3 dB below = 12.8 mm
Ratio of SAR at M2 to SAR at M1 = 58%
Maximum value of SAR (measured) = 1.37 W/kg

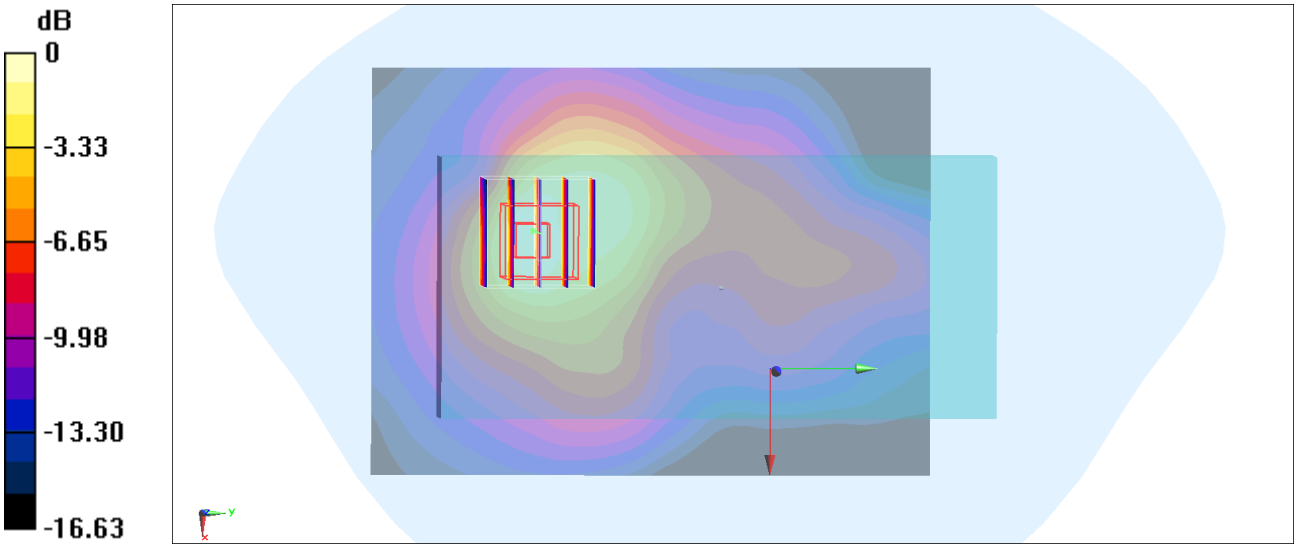

0 dB = 1.37 W/kg = 1.37 dBW/kg

#71_LTE Band 26_15M_QPSK_1_0_Back_0mm_Ch26865

Communication System: UID 10181 - CAF, LTE-FDD; Frequency: 831.5 MHz
Medium: HSL_850_240403 Medium parameters used: f = 831.5 MHz; σ = 0.924 S/m; ε_r = 41.776; ρ = 1000 kg/m^3
Ambient Temperature：23.3 ℃; Liquid Temperature：22.3 ℃

DASY5 Configuration:
- Probe: EX3DV4 - SN7695; ConvF(9.35, 9.19, 10.14) @ 831.5 MHz; Calibrated: 2023/5/22
- Sensor-Surface: 1.4mm (Mechanical Surface Detection)
- Electronics: DAE4 Sn1697; Calibrated: 2023/11/20
- Phantom: SAM_Right; Type: QD000P40CD; Serial: TP:1681
- Measurement SW: DASY52, Version 52.10 (4);SEMCAD X Version 14.6.14 (7501)

Area Scan (81x141x1): Interpolated grid: dx=1.500 mm, dy=1.500 mm
Maximum value of SAR (interpolated) = 0.575 W/kg

Zoom Scan (5x5x7)/Cube 0: Measurement grid: dx=8mm, dy=8mm, dz=5mm
Reference Value = 25.24 V/m; Power Drift = -0.10 dB
Peak SAR (extrapolated) = 0.648 W/kg
SAR(1 g) = 0.390 W/kg; SAR(10 g) = 0.239 W/kg
Smallest distance from peaks to all points 3 dB below = 12.8 mm
Ratio of SAR at M2 to SAR at M1 = 60.3%
Maximum value of SAR (measured) = 0.561 W/kg

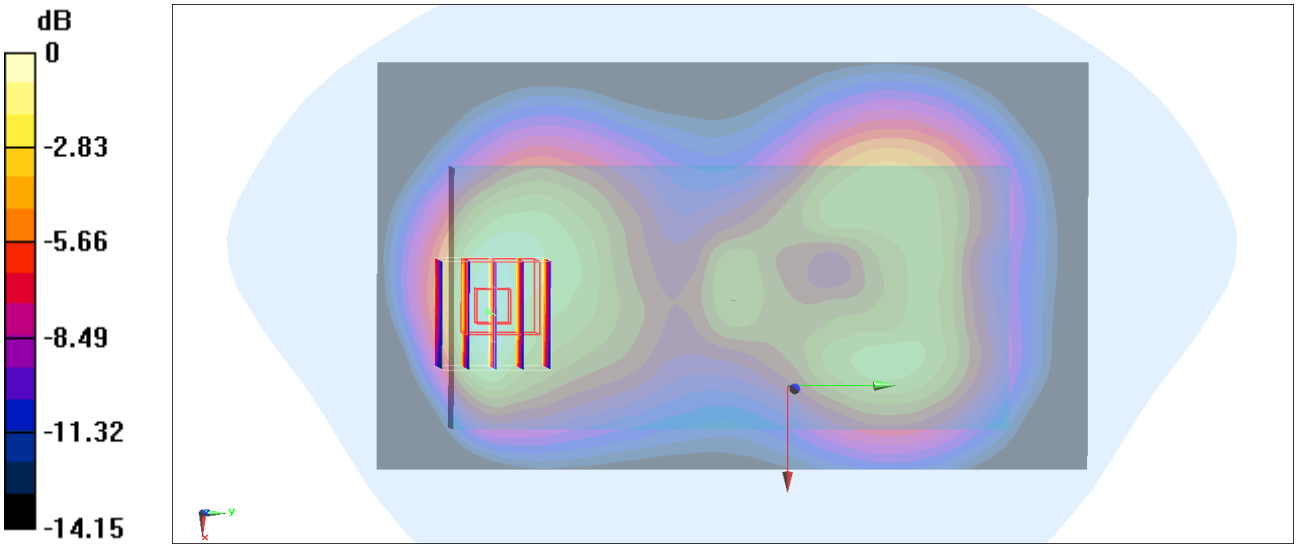

0 dB = 0.561 W/kg = -2.51 dBW/kg

#72_LTE Band 30_10M_QPSK_1_0_Back_0mm_Ch27710

Communication System: UID 10175 - CAH, LTE-FDD; Frequency: 2310 MHz
Medium: HSL_2300_240327 Medium parameters used: f = 2310 MHz; σ = 1.646 S/m; ε_r = 39.998; ρ = 1000 kg/m^3
Ambient Temperature：23.4 ℃; Liquid Temperature：22.4 ℃

DASY5 Configuration:
- Probe: EX3DV4 - SN7695; ConvF(7.71, 7.81, 8.42) @ 2310 MHz; Calibrated: 2023/5/22
- Sensor-Surface: 1.4mm (Mechanical Surface Detection)
- Electronics: DAE4 Sn1697; Calibrated: 2023/11/20
- Phantom: SAM_Right; Type: QD000P40CD; Serial: TP:1681
- Measurement SW: DASY52, Version 52.10 (4);SEMCAD X Version 14.6.14 (7501)

Area Scan (101x171x1): Interpolated grid: dx=1.200 mm, dy=1.200 mm
Maximum value of SAR (interpolated) = 0.351 W/kg

Zoom Scan (7x7x7)/Cube 0: Measurement grid: dx=5mm, dy=5mm, dz=5mm
Reference Value = 15.30 V/m; Power Drift = -0.09 dB
Peak SAR (extrapolated) = 0.407 W/kg
SAR(1 g) = 0.240 W/kg; SAR(10 g) = 0.142 W/kg
Smallest distance from peaks to all points 3 dB below = 17.2 mm
Ratio of SAR at M2 to SAR at M1 = 57.8%
Maximum value of SAR (measured) = 0.347 W/kg

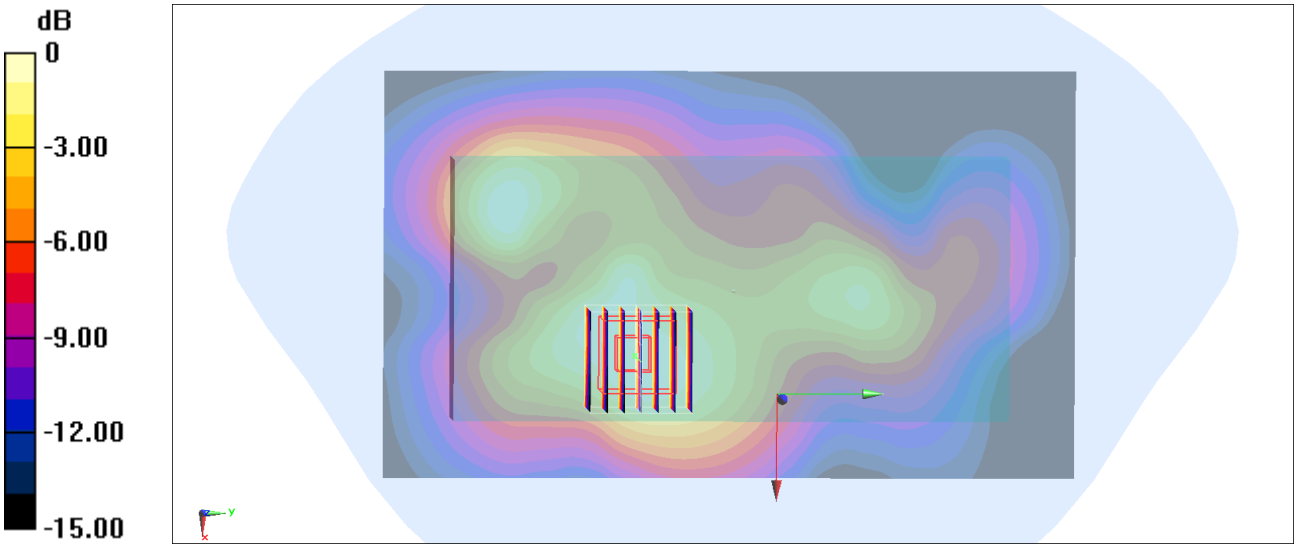

0 dB = 0.347 W/kg = -4.60 dBW/kg

#73_LTE Band 41_20M_QPSK_1_0_Back_0mm_Ch41490

Communication System: UID 10435 - AAG, LTE-TDD; Frequency: 2680 MHz
Medium: HSL_2600_240402 Medium parameters used: f = 2680 MHz; σ = 2.098 S/m; ε_r = 38.221; ρ = 1000 kg/m^3
Ambient Temperature：23.2 ℃; Liquid Temperature：22.2 ℃

DASY5 Configuration:
- Probe: EX3DV4 - SN7695; ConvF(7.5, 7.6, 8.24) @ 2680 MHz; Calibrated: 2023/5/22
- Sensor-Surface: 1.4mm (Mechanical Surface Detection)
- Electronics: DAE4 Sn1697; Calibrated: 2023/11/20
- Phantom: SAM_Right; Type: QD000P40CD; Serial: TP:1681
- Measurement SW: DASY52, Version 52.10 (4);SEMCAD X Version 14.6.14 (7501)

Area Scan (101x171x1): Interpolated grid: dx=1.200 mm, dy=1.200 mm
Maximum value of SAR (interpolated) = 0.151 W/kg

Zoom Scan (7x7x7)/Cube 0: Measurement grid: dx=5mm, dy=5mm, dz=5mm
Reference Value = 7.672 V/m; Power Drift = -0.12 dB
Peak SAR (extrapolated) = 0.162 W/kg
SAR(1 g) = 0.083 W/kg; SAR(10 g) = 0.039 W/kg
Smallest distance from peaks to all points 3 dB below = 10 mm
Ratio of SAR at M2 to SAR at M1 = 52.5%
Maximum value of SAR (measured) = 0.133 W/kg

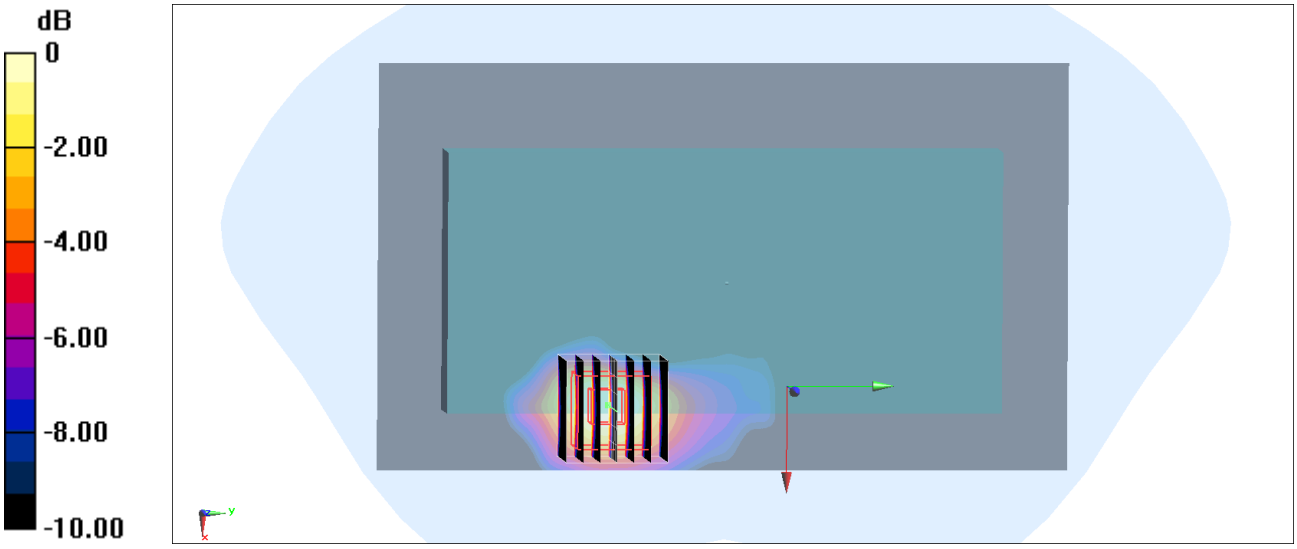

0 dB = 0.133 W/kg = -8.76 dBW/kg

#74_LTE Band 48_20M_QPSK_1_0_Back_0mm_Ch56640

Communication System: UID 10435 - AAG, LTE-TDD; Frequency: 3690 MHz
Medium: HSL_3700_240405 Medium parameters used: f = 3690 MHz; σ = 3.178 S/m; ε_r = 37.705; ρ = 1000 kg/m^3
Ambient Temperature：23.5 ℃; Liquid Temperature：22.5 ℃

DASY5 Configuration:
- Probe: EX3DV4 - SN7695; ConvF(6.89, 7.01, 7.57) @ 3690 MHz; Calibrated: 2023/5/22
- Sensor-Surface: 1.4mm (Mechanical Surface Detection)
- Electronics: DAE4 Sn1697; Calibrated: 2023/11/20
- Phantom: SAM_Right; Type: QD000P40CD; Serial: TP:1681
- Measurement SW: DASY52, Version 52.10 (4);SEMCAD X Version 14.6.14 (7501)

Area Scan (101x171x1): Interpolated grid: dx=1.200 mm, dy=1.200 mm
Maximum value of SAR (interpolated) = 0.621 W/kg

Zoom Scan (7x7x8)/Cube 0: Measurement grid: dx=5mm, dy=5mm, dz=1.4mm
Reference Value = 14.19 V/m; Power Drift = 0.00 dB
Peak SAR (extrapolated) = 0.800 W/kg
SAR(1 g) = 0.362 W/kg; SAR(10 g) = 0.175 W/kg
Smallest distance from peaks to all points 3 dB below = 14.9 mm
Ratio of SAR at M2 to SAR at M1 = 78.1%
Maximum value of SAR (measured) = 0.615 W/kg

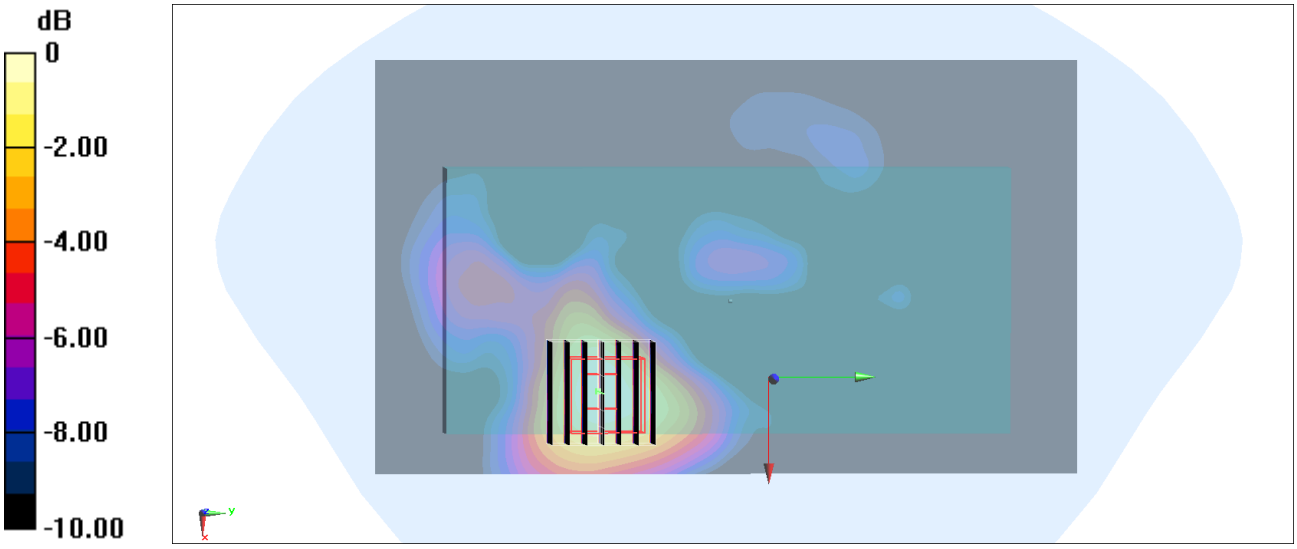

0 dB = 0.615 W/kg = -2.11 dBW/kg

#75_LTE Band 66_20M_QPSK_1_0_Back_0mm_Ch132572

Communication System: UID 10169 - CAF, LTE-FDD; Frequency: 1770 MHz
Medium: HSL_1750_240308 Medium parameters used: f = 1770 MHz; σ = 1.341 S/m; ε_r = 39.975; ρ = 1000 kg/m^3
Ambient Temperature：23.8 ℃; Liquid Temperature：22.8 ℃

DASY5 Configuration:
- Probe: EX3DV4 - SN7695; ConvF(8.66, 8.71, 9.35) @ 1770 MHz; Calibrated: 2023/5/22
- Sensor-Surface: 1.4mm (Mechanical Surface Detection)
- Electronics: DAE4 Sn1697; Calibrated: 2023/11/20
- Phantom: SAM_Right; Type: QD000P40CD; Serial: TP:1681
- Measurement SW: DASY52, Version 52.10 (4);SEMCAD X Version 14.6.14 (7501)

Area Scan (81x111x1): Interpolated grid: dx=1.500 mm, dy=1.500 mm
Maximum value of SAR (interpolated) = 1.30 W/kg

Zoom Scan (5x5x7)/Cube 0: Measurement grid: dx=8mm, dy=8mm, dz=5mm
Reference Value = 31.15 V/m; Power Drift = 0.01 dB
Peak SAR (extrapolated) = 1.41 W/kg
SAR(1 g) = 0.825 W/kg; SAR(10 g) = 0.479 W/kg
Smallest distance from peaks to all points 3 dB below = 11.3 mm
Ratio of SAR at M2 to SAR at M1 = 59.7%
Maximum value of SAR (measured) = 1.14 W/kg

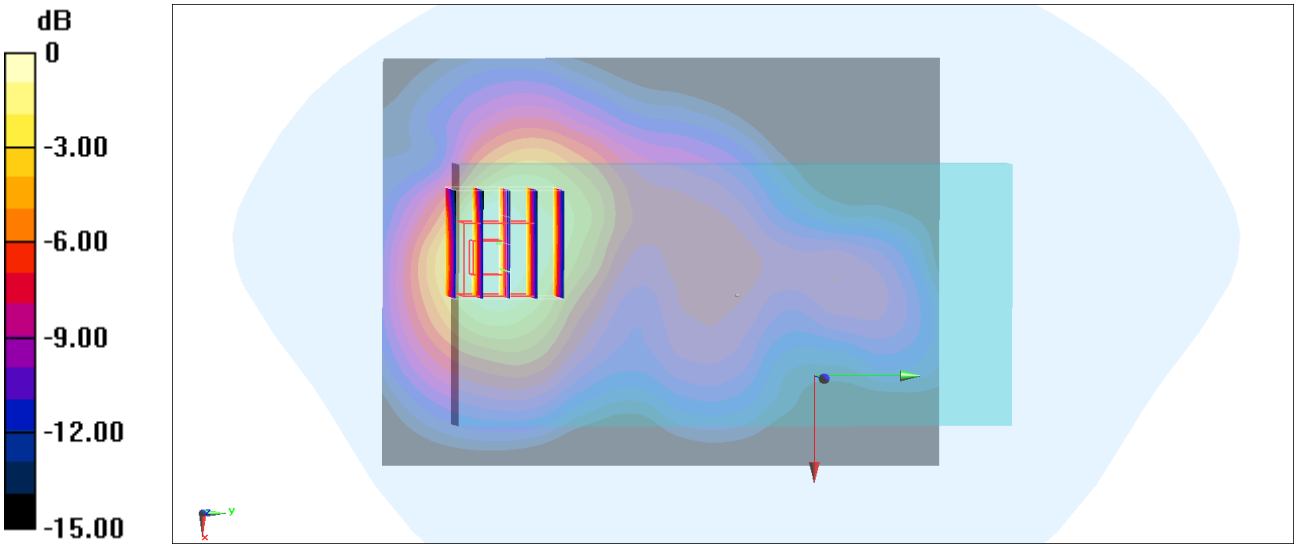

0 dB = 1.14 W/kg = 0.57 dBW/kg

#76_LTE Band 71_20M_QPSK_1_0_Back_0mm_Ch133297

Communication System: UID 10169 - CAF, LTE-FDD; Frequency: 680.5 MHz
Medium: HSL_750_240404 Medium parameters used: f = 680.5 MHz; σ = 0.869 S/m; ε_r = 42.166; ρ = 1000 kg/m^3
Ambient Temperature：23.4 ℃; Liquid Temperature：22.4 ℃

DASY5 Configuration:
- Probe: EX3DV4 - SN7695; ConvF(9.84, 9.43, 10.43) @ 680.5 MHz; Calibrated: 2023/5/22
- Sensor-Surface: 1.4mm (Mechanical Surface Detection)
- Electronics: DAE4 Sn1697; Calibrated: 2023/11/20
- Phantom: SAM_Right; Type: QD000P40CD; Serial: TP:1681
- Measurement SW: DASY52, Version 52.10 (4);SEMCAD X Version 14.6.14 (7501)

Area Scan (81x141x1): Interpolated grid: dx=1.500 mm, dy=1.500 mm
Maximum value of SAR (interpolated) = 0.415 W/kg

Zoom Scan (5x5x7)/Cube 0: Measurement grid: dx=8mm, dy=8mm, dz=5mm
Reference Value = 23.07 V/m; Power Drift = -0.09 dB
Peak SAR (extrapolated) = 0.449 W/kg
SAR(1 g) = 0.330 W/kg; SAR(10 g) = 0.237 W/kg
Smallest distance from peaks to all points 3 dB below: Larger than measurement grid (> 16 mm)
Ratio of SAR at M2 to SAR at M1 = 74.1%
Maximum value of SAR (measured) = 0.416 W/kg

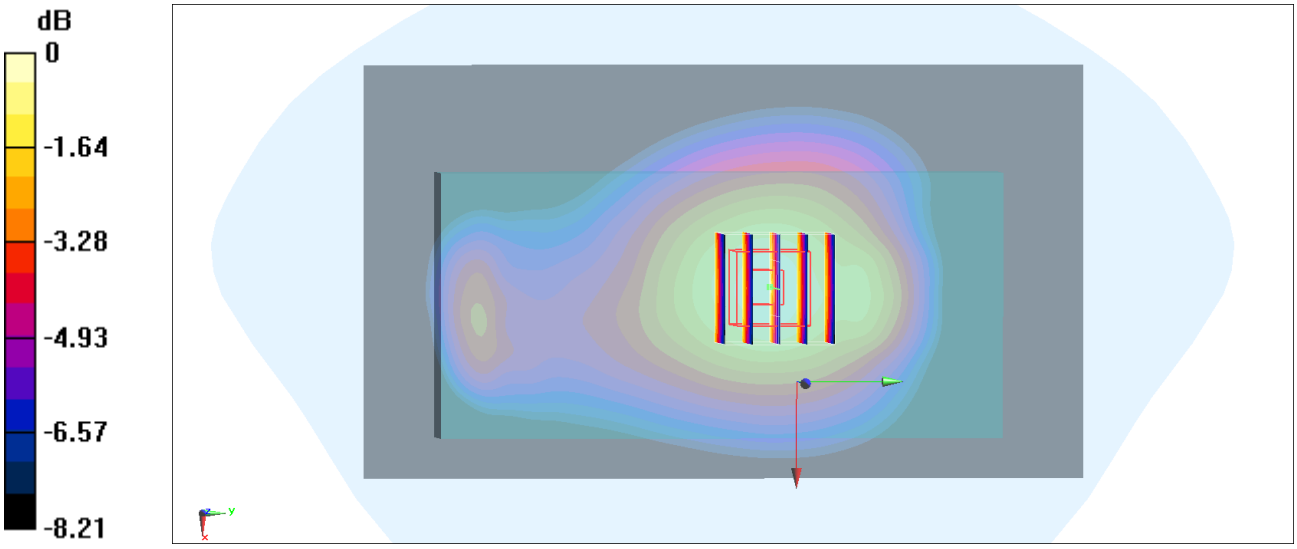

0 dB = 0.416 W/kg = -3.81 dBW/kg

#77_FR1 n7_40M_BPSK_1_1_Back_0mm_Ch507000

Communication System: UID 10934 - AAC, 5G NR; Frequency: 2535 MHz
Medium: HSL_2600_240402 Medium parameters used: f = 2535 MHz; σ = 1.931 S/m; ε_r = 38.775; ρ = 1000 kg/m^3
Ambient Temperature：23.2 ℃; Liquid Temperature：22.2 ℃

DASY5 Configuration:
- Probe: EX3DV4 - SN7695; ConvF(7.5, 7.6, 8.24) @ 2535 MHz; Calibrated: 2023/5/22
- Sensor-Surface: 1.4mm (Mechanical Surface Detection)
- Electronics: DAE4 Sn1697; Calibrated: 2023/11/20
- Phantom: SAM_Right; Type: QD000P40CD; Serial: TP:1681
- Measurement SW: DASY52, Version 52.10 (4);SEMCAD X Version 14.6.14 (7501)

Area Scan (101x171x1): Interpolated grid: dx=1.200 mm, dy=1.200 mm
Maximum value of SAR (interpolated) = 0.222 W/kg

Zoom Scan (7x7x7)/Cube 0: Measurement grid: dx=5mm, dy=5mm, dz=5mm
Reference Value = 9.443 V/m; Power Drift = -0.04 dB
Peak SAR (extrapolated) = 0.255 W/kg
SAR(1 g) = 0.135 W/kg; SAR(10 g) = 0.065 W/kg
Smallest distance from peaks to all points 3 dB below = 10.2 mm
Ratio of SAR at M2 to SAR at M1 = 54.3%
Maximum value of SAR (measured) = 0.213 W/kg

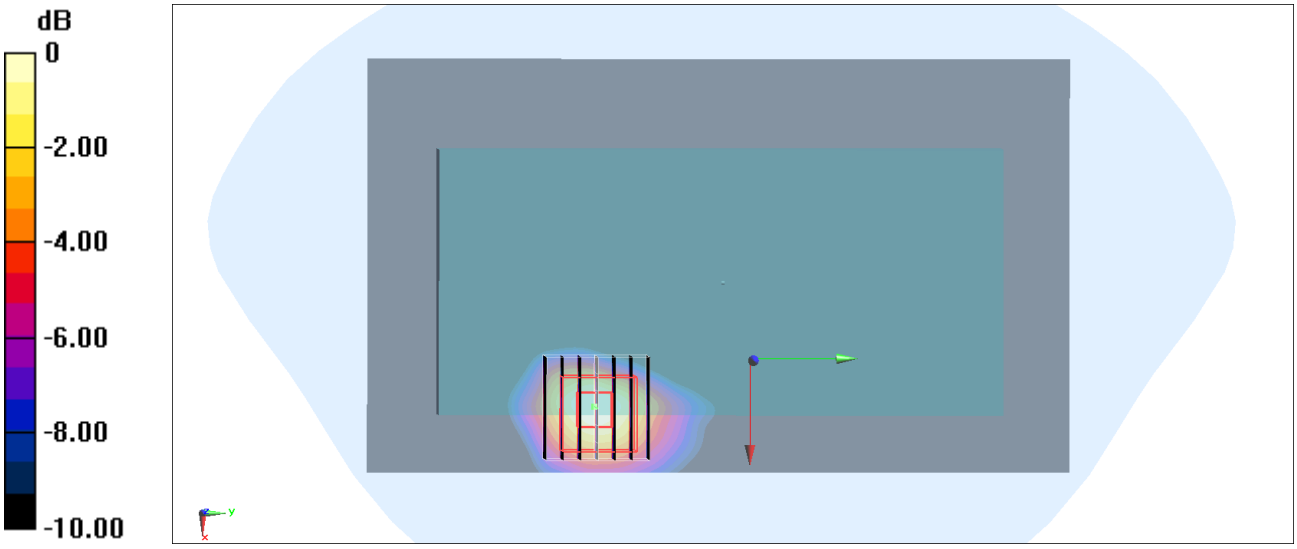

0 dB = 0.213 W/kg = -6.72 dBW/kg

#78_FR1 n12_15M_BPSK_1_1_Back_0mm_Ch141500

Communication System: UID 10930 - AAC, 5G NR; Frequency: 707.5 MHz
Medium: HSL_750_240404 Medium parameters used: f = 707.5 MHz; σ = 0.879 S/m; ε_r = 42.054; ρ = 1000 kg/m^3
Ambient Temperature：23.4 ℃; Liquid Temperature：22.4 ℃

DASY5 Configuration:
- Probe: EX3DV4 - SN7695; ConvF(9.84, 9.43, 10.43) @ 707.5 MHz; Calibrated: 2023/5/22
- Sensor-Surface: 1.4mm (Mechanical Surface Detection)
- Electronics: DAE4 Sn1697; Calibrated: 2023/11/20
- Phantom: SAM_Right; Type: QD000P40CD; Serial: TP:1681
- Measurement SW: DASY52, Version 52.10 (4);SEMCAD X Version 14.6.14 (7501)

Area Scan (81x141x1): Interpolated grid: dx=1.500 mm, dy=1.500 mm
Maximum value of SAR (interpolated) = 0.441 W/kg

Zoom Scan (5x5x7)/Cube 0: Measurement grid: dx=8mm, dy=8mm, dz=5mm
Reference Value = 22.90 V/m; Power Drift = -0.01 dB
Peak SAR (extrapolated) = 0.495 W/kg
SAR(1 g) = 0.367 W/kg; SAR(10 g) = 0.264 W/kg
Smallest distance from peaks to all points 3 dB below: Larger than measurement grid (> 16 mm)
Ratio of SAR at M2 to SAR at M1 = 74.6%
Maximum value of SAR (measured) = 0.461 W/kg

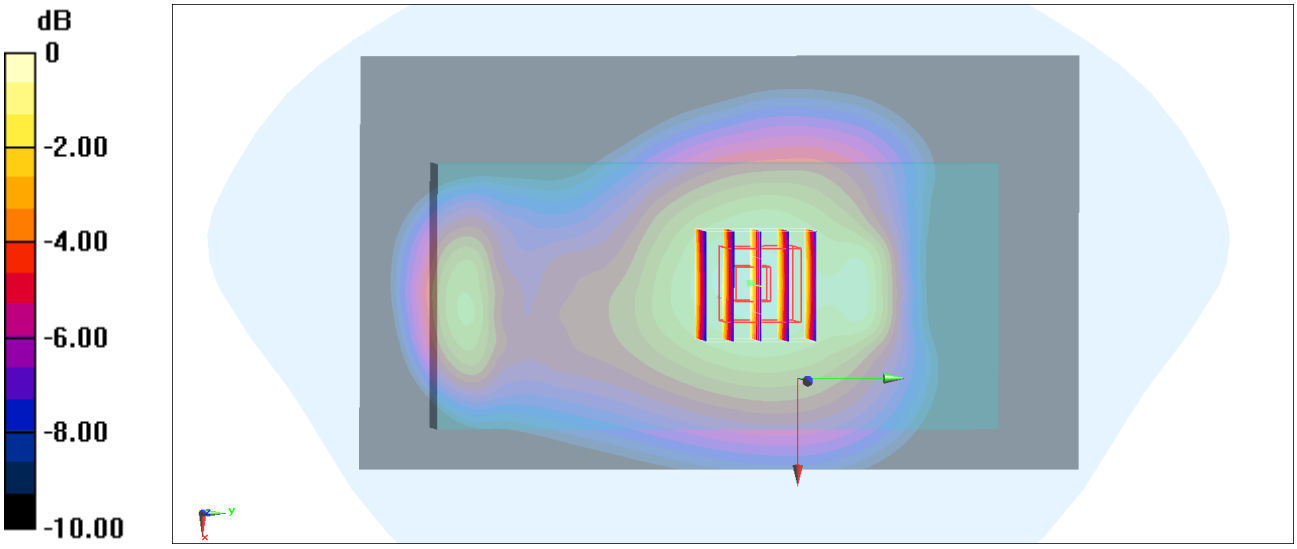

0 dB = 0.461 W/kg = -3.36 dBW/kg

#79_FR1 n13_10M_BPSK_1_1_Back_0mm_Ch156400

Communication System: UID 10929 - AAD, 5G NR; Frequency: 782 MHz
Medium: HSL_750_240404 Medium parameters used: f = 782 MHz; σ = 0.903 S/m; ε_r = 41.578; ρ = 1000 kg/m^3
Ambient Temperature：23.4 ℃; Liquid Temperature：22.4 ℃

DASY5 Configuration:
- Probe: EX3DV4 - SN7695; ConvF(9.84, 9.43, 10.43) @ 782 MHz; Calibrated: 2023/5/22
- Sensor-Surface: 1.4mm (Mechanical Surface Detection)
- Electronics: DAE4 Sn1697; Calibrated: 2023/11/20
- Phantom: SAM_Right; Type: QD000P40CD; Serial: TP:1681
- Measurement SW: DASY52, Version 52.10 (4);SEMCAD X Version 14.6.14 (7501)

Area Scan (81x141x1): Interpolated grid: dx=1.500 mm, dy=1.500 mm
Maximum value of SAR (interpolated) = 0.443 W/kg

Zoom Scan (5x5x7)/Cube 0: Measurement grid: dx=8mm, dy=8mm, dz=5mm
Reference Value = 23.06 V/m; Power Drift = -0.03 dB
Peak SAR (extrapolated) = 0.509 W/kg
SAR(1 g) = 0.307 W/kg; SAR(10 g) = 0.180 W/kg
Smallest distance from peaks to all points 3 dB below = 11.6 mm
Ratio of SAR at M2 to SAR at M1 = 61%
Maximum value of SAR (measured) = 0.443 W/kg

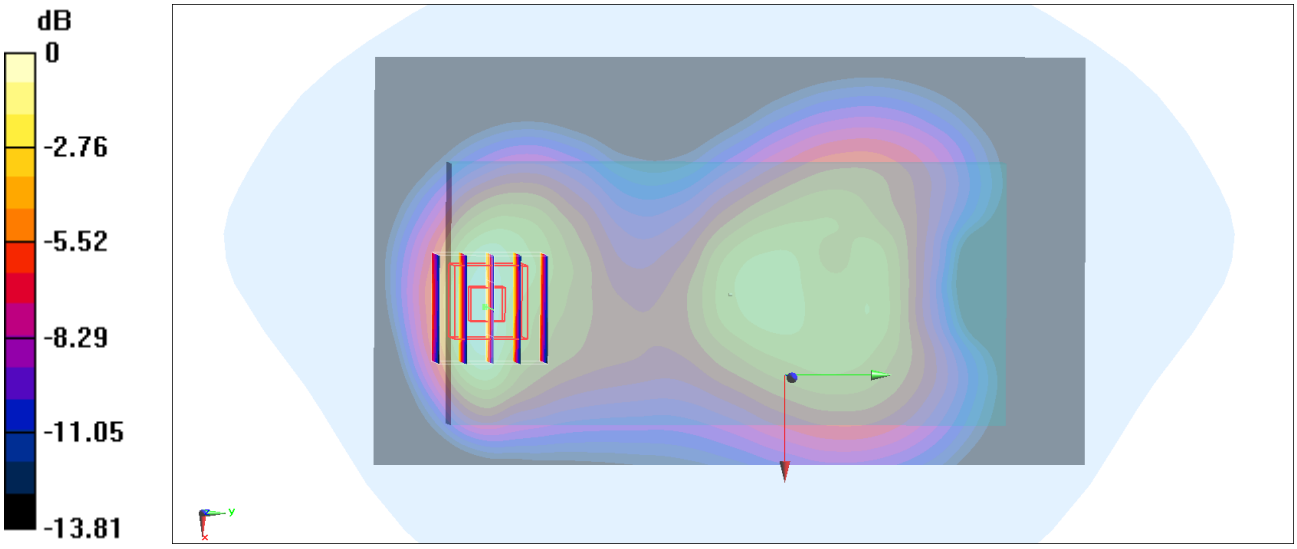

0 dB = 0.443 W/kg = -3.54 dBW/kg

#80_FR1 n14_10M_BPSK_1_1_Back_0mm_Ch158600

Communication System: UID 10929 - AAD, 5G NR; Frequency: 793 MHz
Medium: HSL_750_240404 Medium parameters used: f = 793 MHz; σ = 0.907 S/m; ε_r = 41.54; ρ = 1000 kg/m^3
Ambient Temperature：23.4 ℃; Liquid Temperature：22.4 ℃

DASY5 Configuration:
- Probe: EX3DV4 - SN7695; ConvF(9.84, 9.43, 10.43) @ 793 MHz; Calibrated: 2023/5/22
- Sensor-Surface: 1.4mm (Mechanical Surface Detection)
- Electronics: DAE4 Sn1697; Calibrated: 2023/11/20
- Phantom: SAM_Right; Type: QD000P40CD; Serial: TP:1681
- Measurement SW: DASY52, Version 52.10 (4);SEMCAD X Version 14.6.14 (7501)

Area Scan (81x141x1): Interpolated grid: dx=1.500 mm, dy=1.500 mm
Maximum value of SAR (interpolated) = 0.431 W/kg

Zoom Scan (5x5x7)/Cube 0: Measurement grid: dx=8mm, dy=8mm, dz=5mm
Reference Value = 22.45 V/m; Power Drift = 0.03 dB
Peak SAR (extrapolated) = 0.492 W/kg
SAR(1 g) = 0.295 W/kg; SAR(10 g) = 0.171 W/kg
Smallest distance from peaks to all points 3 dB below = 11.2 mm
Ratio of SAR at M2 to SAR at M1 = 60.3%
Maximum value of SAR (measured) = 0.424 W/kg

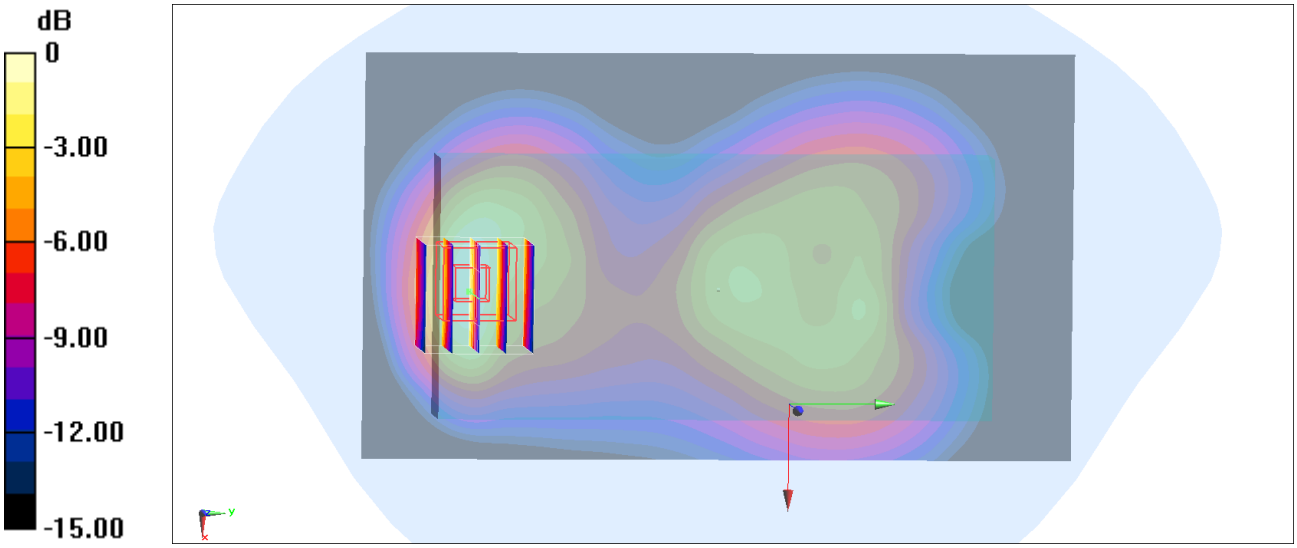

0 dB = 0.424 W/kg = -3.73 dBW/kg

#81_FR1 n25_40M_BPSK_1_1_Back_0mm_Ch376500

Communication System: UID 10934 - AAC, 5G NR; Frequency: 1882.5 MHz
Medium: HSL_1900_240319 Medium parameters used : f = 1882.5 MHz; σ = 1.431 S/m; ε_r = 40.368; ρ = 1000 kg/m^3
Ambient Temperature：23.5 ℃; Liquid Temperature：22.5 ℃

DASY5 Configuration:
- Probe: EX3DV4 - SN7695; ConvF(8, 8.07, 8.72) @ 1882.5 MHz; Calibrated: 2023/5/22
- Sensor-Surface: 1.4mm (Mechanical Surface Detection)
- Electronics: DAE4 Sn1697; Calibrated: 2023/11/20
- Phantom: SAM_Right; Type: QD000P40CD; Serial: TP:1681
- Measurement SW: DASY52, Version 52.10 (4);SEMCAD X Version 14.6.14 (7501)

Area Scan (81x111x1): Interpolated grid: dx=1.500 mm, dy=1.500 mm
Maximum value of SAR (interpolated) = 1.71 W/kg

Zoom Scan (5x5x7)/Cube 0: Measurement grid: dx=8mm, dy=8mm, dz=5mm
Reference Value = 34.50 V/m; Power Drift = 0.02 dB
Peak SAR (extrapolated) = 1.86 W/kg
SAR(1 g) = 1.07 W/kg; SAR(10 g) = 0.596 W/kg
Smallest distance from peaks to all points 3 dB below = 11.2 mm
Ratio of SAR at M2 to SAR at M1 = 58.6%
Maximum value of SAR (measured) = 1.61 W/kg

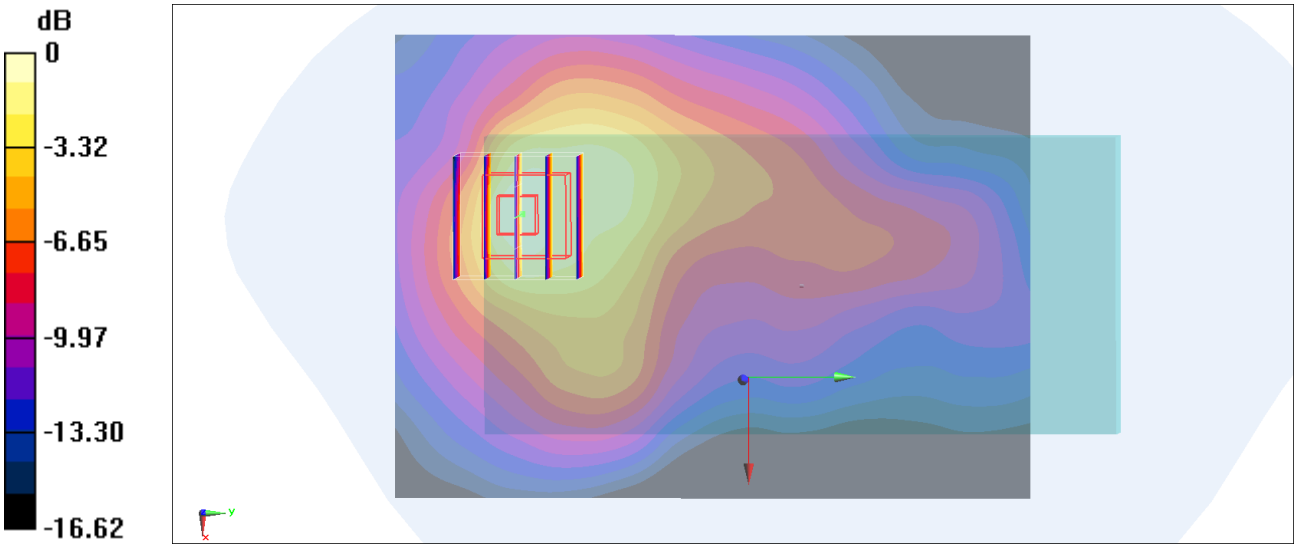

0 dB = 1.61 W/kg = 2.07 dBW/kg

#82_FR1 n26_20M_BPSK_1_1_Back_0mm_Ch166300

Communication System: UID 10931 - AAC, 5G NR; Frequency: 831.5 MHz
Medium: HSL_850_240403 Medium parameters used: f = 831.5 MHz; σ = 0.924 S/m; ε_r = 41.776; ρ = 1000 kg/m^3
Ambient Temperature：23.3 ℃; Liquid Temperature：22.3 ℃

DASY5 Configuration:
- Probe: EX3DV4 - SN7695; ConvF(9.35, 9.19, 10.14) @ 831.5 MHz; Calibrated: 2023/5/22
- Sensor-Surface: 1.4mm (Mechanical Surface Detection)
- Electronics: DAE4 Sn1697; Calibrated: 2023/11/20
- Phantom: SAM_Right; Type: QD000P40CD; Serial: TP:1681
- Measurement SW: DASY52, Version 52.10 (4);SEMCAD X Version 14.6.14 (7501)

Area Scan (81x141x1): Interpolated grid: dx=1.500 mm, dy=1.500 mm
Maximum value of SAR (interpolated) = 0.560 W/kg

Zoom Scan (5x5x7)/Cube 0: Measurement grid: dx=8mm, dy=8mm, dz=5mm
Reference Value = 25.22 V/m; Power Drift = -0.11 dB
Peak SAR (extrapolated) = 0.621 W/kg
SAR(1 g) = 0.378 W/kg; SAR(10 g) = 0.230 W/kg
Smallest distance from peaks to all points 3 dB below = 12.8 mm
Ratio of SAR at M2 to SAR at M1 = 61.8%
Maximum value of SAR (measured) = 0.538 W/kg

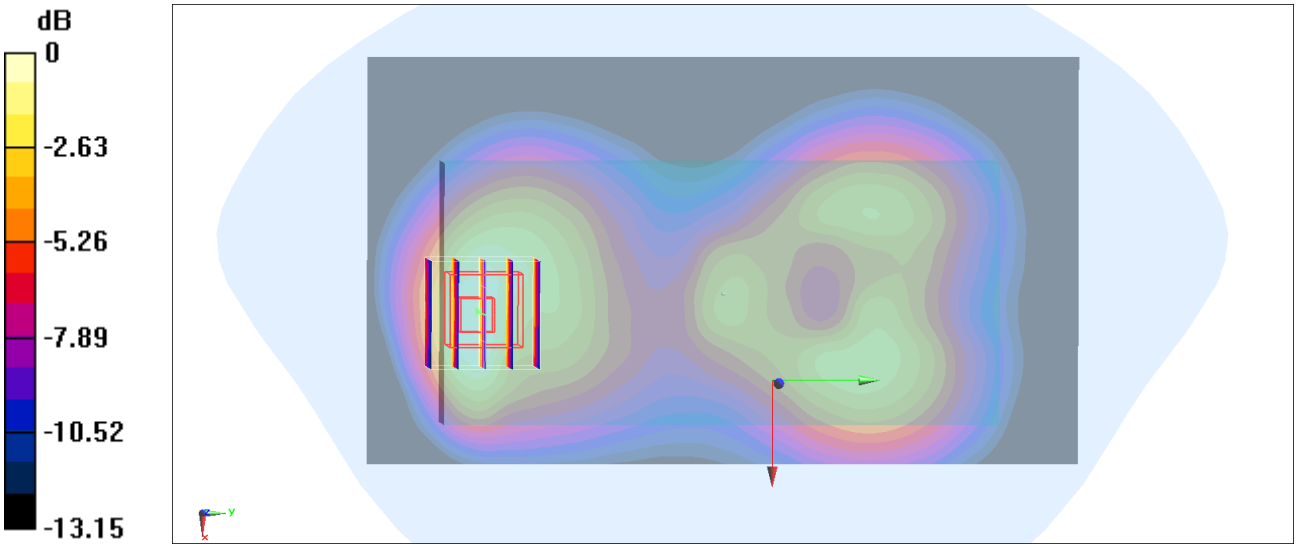

0 dB = 0.538 W/kg = -2.69 dBW/kg

#83_FR1 n30_10M_BPSK_1_1_Back_0mm_Ch462000

Communication System: UID 10929 - AAD, 5G NR; Frequency: 2310 MHz
Medium: HSL_2300_240327 Medium parameters used: f = 2310 MHz; σ = 1.646 S/m; ε_r = 39.998; ρ = 1000 kg/m^3
Ambient Temperature：23.4 ℃; Liquid Temperature：22.4 ℃

DASY5 Configuration:
- Probe: EX3DV4 - SN7695; ConvF(7.71, 7.81, 8.42) @ 2310 MHz; Calibrated: 2023/5/22
- Sensor-Surface: 1.4mm (Mechanical Surface Detection)
- Electronics: DAE4 Sn1697; Calibrated: 2023/11/20
- Phantom: SAM_Right; Type: QD000P40CD; Serial: TP:1681
- Measurement SW: DASY52, Version 52.10 (4);SEMCAD X Version 14.6.14 (7501)

Area Scan (101x171x1): Interpolated grid: dx=1.200 mm, dy=1.200 mm
Maximum value of SAR (interpolated) = 0.468 W/kg

Zoom Scan (7x7x7)/Cube 0: Measurement grid: dx=5mm, dy=5mm, dz=5mm
Reference Value = 17.30 V/m; Power Drift = -0.06 dB
Peak SAR (extrapolated) = 0.528 W/kg
SAR(1 g) = 0.315 W/kg; SAR(10 g) = 0.187 W/kg
Smallest distance from peaks to all points 3 dB below = 16.3 mm
Ratio of SAR at M2 to SAR at M1 = 58.1%
Maximum value of SAR (measured) = 0.451 W/kg

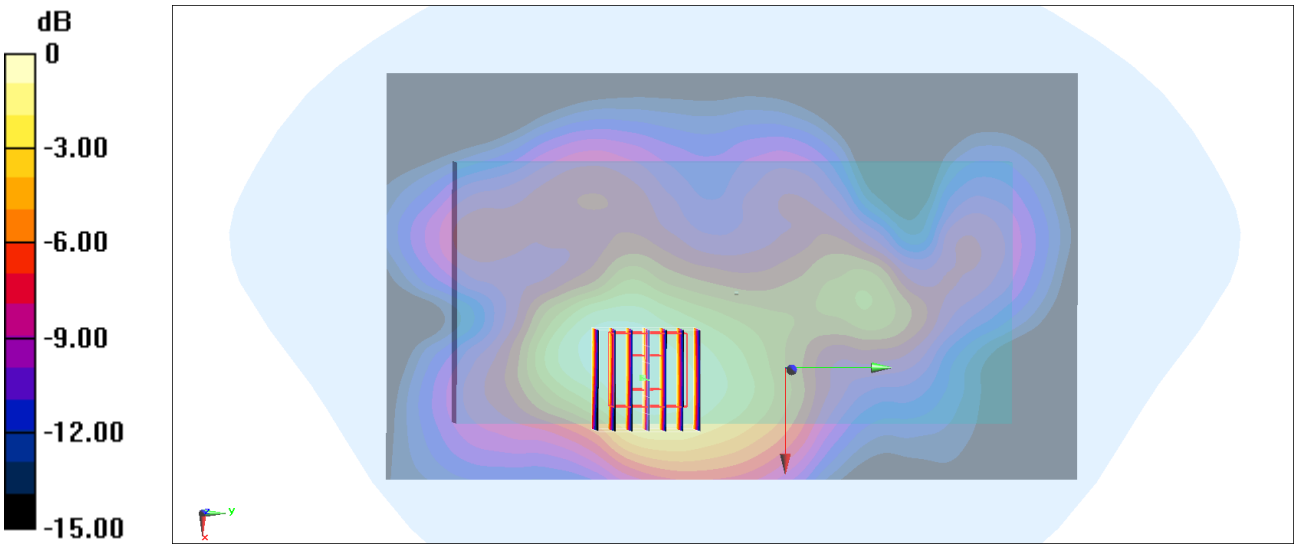

0 dB = 0.451 W/kg = -3.46 dBW/kg

#84_FR1 n41_100M_BPSK_1_1_Back_0mm_Ch518598

Communication System: UID 10973 - AAD, 5G NR; Frequency: 2592.99 MHz
Medium: HSL_2600_240317 Medium parameters used: f = 2592.99 MHz; σ = 1.998 S/m; ε_r = 40.321; ρ = 1000 kg/m^3
Ambient Temperature：23.7 ℃; Liquid Temperature：22.7 ℃

DASY5 Configuration:
- Probe: EX3DV4 - SN7695; ConvF(7.5, 7.6, 8.24) @ 2592.99 MHz; Calibrated: 2023/5/22
- Sensor-Surface: 1.4mm (Mechanical Surface Detection)
- Electronics: DAE4 Sn1697; Calibrated: 2023/11/20
- Phantom: SAM_Right; Type: QD000P40CD; Serial: TP:1681
- Measurement SW: DASY52, Version 52.10 (4);SEMCAD X Version 14.6.14 (7501)

Area Scan (101x171x1): Interpolated grid: dx=1.200 mm, dy=1.200 mm
Maximum value of SAR (interpolated) = 0.333 W/kg

Zoom Scan (7x7x7)/Cube 0: Measurement grid: dx=5mm, dy=5mm, dz=5mm
Reference Value = 13.42 V/m; Power Drift = 0.03 dB
Peak SAR (extrapolated) = 0.435 W/kg
SAR(1 g) = 0.212 W/kg; SAR(10 g) = 0.114 W/kg
Smallest distance from peaks to all points 3 dB below = 10 mm
Ratio of SAR at M2 to SAR at M1 = 48.6%
Maximum value of SAR (measured) = 0.355 W/kg

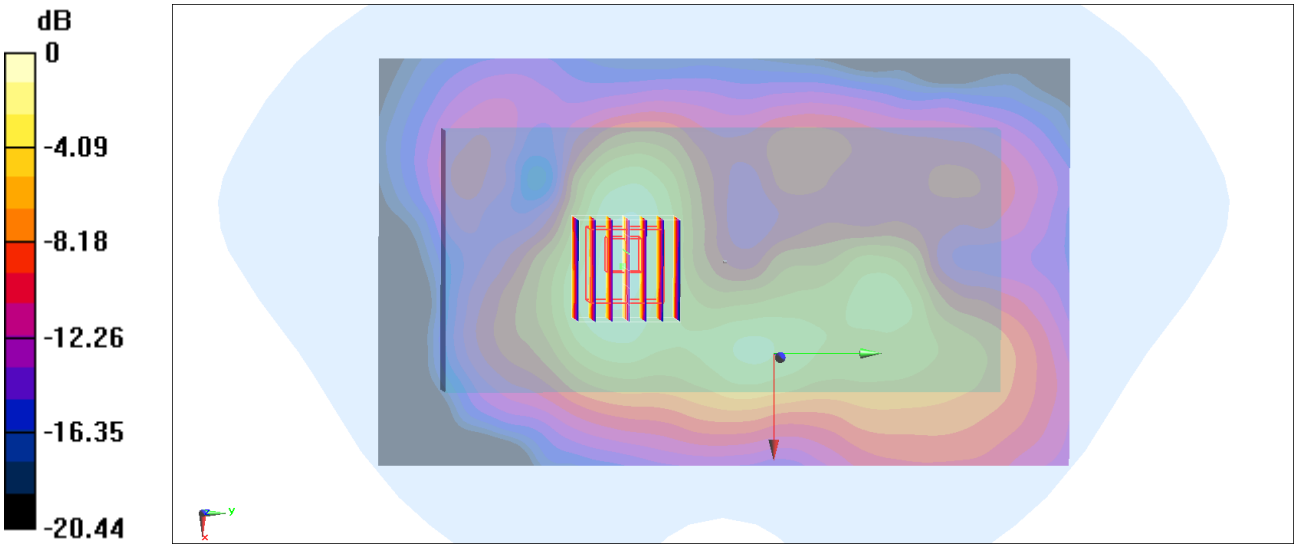

0 dB = 0.355 W/kg = -4.50 dBW/kg

#85_FR1 n48_40M_BPSK_50_28_Back_0mm_Ch641666

Communication System: UID 10913 - AAD, 5G NR; Frequency: 3624.99 MHz
Medium: HSL_3700_240405 Medium parameters used: f = 3625 MHz; σ = 3.123 S/m; ε_r = 37.762; ρ = 1000 kg/m^3
Ambient Temperature：23.4 ℃; Liquid Temperature：22.4 ℃

DASY5 Configuration:
- Probe: EX3DV4 - SN7695; ConvF(6.89, 7.01, 7.57) @ 3624.99 MHz; Calibrated: 2023/5/22
- Sensor-Surface: 1.4mm (Mechanical Surface Detection)
- Electronics: DAE4 Sn1697; Calibrated: 2023/11/20
- Phantom: SAM_Right; Type: QD000P40CD; Serial: TP:1681
- Measurement SW: DASY52, Version 52.10 (4);SEMCAD X Version 14.6.14 (7501)

Area Scan (101x171x1): Interpolated grid: dx=1.200 mm, dy=1.200 mm
Maximum value of SAR (interpolated) = 0.561 W/kg

Zoom Scan (7x7x8)/Cube 0: Measurement grid: dx=5mm, dy=5mm, dz=1.4mm
Reference Value = 13.00 V/m; Power Drift = -0.17 dB
Peak SAR (extrapolated) = 0.664 W/kg
SAR(1 g) = 0.302 W/kg; SAR(10 g) = 0.146 W/kg
Smallest distance from peaks to all points 3 dB below = 13.5 mm
Ratio of SAR at M2 to SAR at M1 = 78.3%
Maximum value of SAR (measured) = 0.509 W/kg

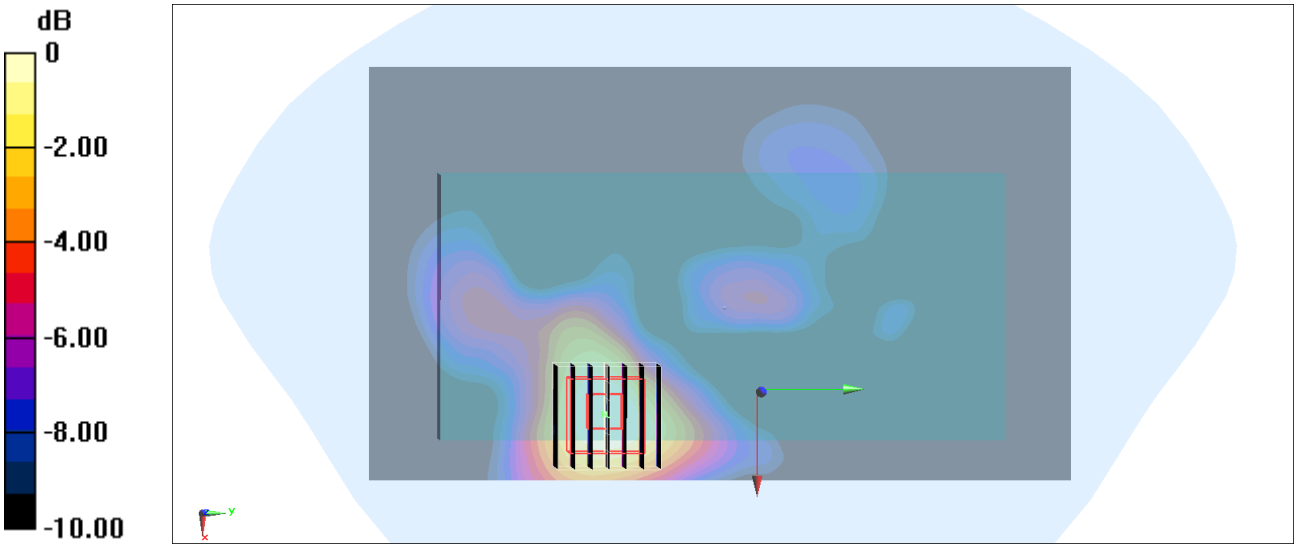

0 dB = 0.509 W/kg = -2.93 dBW/kg

#86_FR1 n66_20M_BPSK_1_1_Back_0mm_Ch344000

Communication System: UID 10931 - AAC, 5G NR; Frequency: 1720 MHz
Medium: HSL_1750_240318 Medium parameters used: f = 1720 MHz; σ = 1.323 S/m; ε_r = 40.962; ρ = 1000 kg/m^3
Ambient Temperature：23.8 ℃; Liquid Temperature：22.8 ℃

DASY5 Configuration:
- Probe: EX3DV4 - SN7695; ConvF(8.66, 8.71, 9.35) @ 1720 MHz; Calibrated: 2023/5/22
- Sensor-Surface: 1.4mm (Mechanical Surface Detection)
- Electronics: DAE4 Sn1697; Calibrated: 2023/11/20
- Phantom: SAM_Right; Type: QD000P40CD; Serial: TP:1681
- Measurement SW: DASY52, Version 52.10 (4);SEMCAD X Version 14.6.14 (7501)

Area Scan (81x141x1): Interpolated grid: dx=1.500 mm, dy=1.500 mm
Maximum value of SAR (interpolated) = 1.11 W/kg

Zoom Scan (5x5x7)/Cube 0: Measurement grid: dx=8mm, dy=8mm, dz=5mm
Reference Value = 29.44 V/m; Power Drift = -0.11 dB
Peak SAR (extrapolated) = 1.27 W/kg
SAR(1 g) = 0.780 W/kg; SAR(10 g) = 0.459 W/kg
Smallest distance from peaks to all points 3 dB below = 14.8 mm
Ratio of SAR at M2 to SAR at M1 = 60.1%
Maximum value of SAR (measured) = 1.10 W/kg

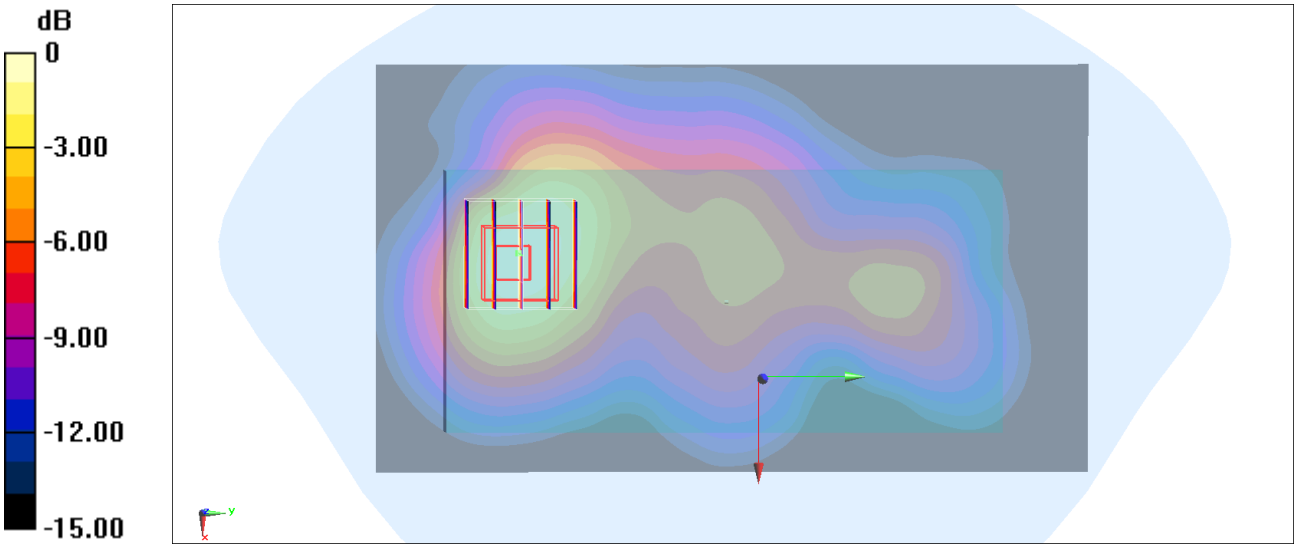

0 dB = 1.10 W/kg = 0.41 dBW/kg

#87_FR1 n71_20M_BPSK_1_1_Back_0mm_Ch136100

Communication System: UID 10931 - AAC, 5G NR; Frequency: 680.5 MHz
Medium: HSL_750_240404 Medium parameters used: f = 680.5 MHz; σ = 0.869 S/m; ε_r = 42.166; ρ = 1000 kg/m^3
Ambient Temperature：23.4 ℃; Liquid Temperature：22.4 ℃

DASY5 Configuration:
- Probe: EX3DV4 - SN7695; ConvF(9.84, 9.43, 10.43) @ 680.5 MHz; Calibrated: 2023/5/22
- Sensor-Surface: 1.4mm (Mechanical Surface Detection)
- Electronics: DAE4 Sn1697; Calibrated: 2023/11/20
- Phantom: SAM_Right; Type: QD000P40CD; Serial: TP:1681
- Measurement SW: DASY52, Version 52.10 (4);SEMCAD X Version 14.6.14 (7501)

Area Scan (81x141x1): Interpolated grid: dx=1.500 mm, dy=1.500 mm
Maximum value of SAR (interpolated) = 0.435 W/kg

Zoom Scan (5x5x7)/Cube 0: Measurement grid: dx=8mm, dy=8mm, dz=5mm
Reference Value = 23.60 V/m; Power Drift = -0.02 dB
Peak SAR (extrapolated) = 0.450 W/kg
SAR(1 g) = 0.335 W/kg; SAR(10 g) = 0.243 W/kg
Smallest distance from peaks to all points 3 dB below: Larger than measurement grid (> 16 mm)
Ratio of SAR at M2 to SAR at M1 = 75.2%
Maximum value of SAR (measured) = 0.418 W/kg

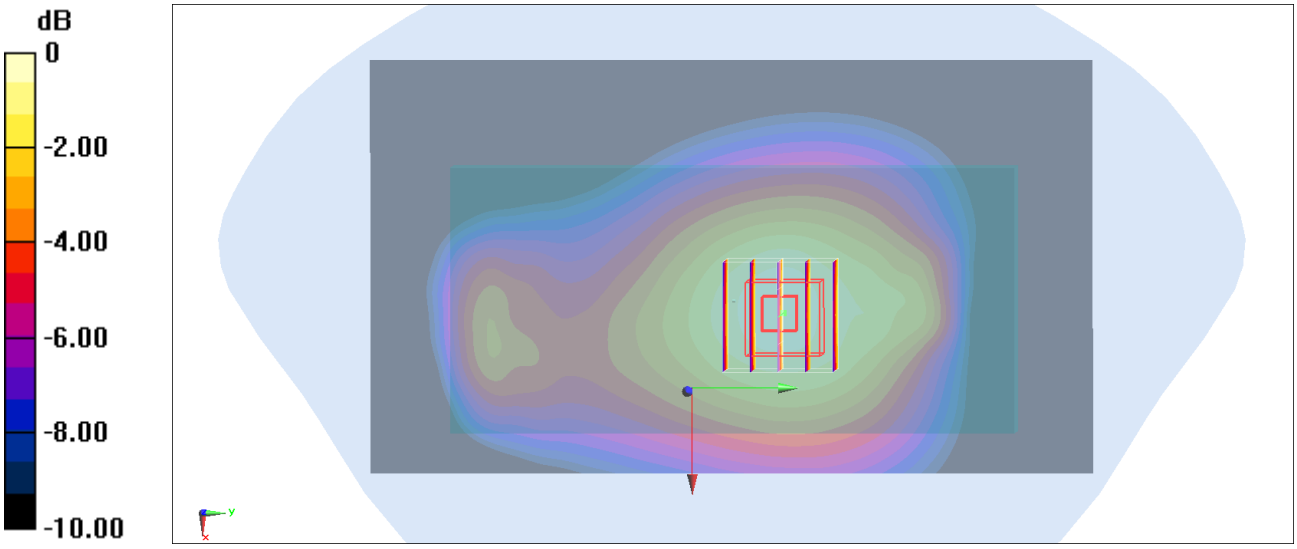

0 dB = 0.418 W/kg = -3.79 dBW/kg

#88_FR1 n77_100M_BPSK_135_69_Back_15mm_Ch656000

Communication System: UID 10917 - AAD, 5G NR ; Frequency: 3840 MHz
Medium: HSL_3500_240326 Medium parameters used: f = 3840 MHz; σ = 3.313 S/m; ε_r = 37.582; ρ = 1000 kg/m^3
Ambient Temperature：23.4 ℃; Liquid Temperature：22.4 ℃

DASY5 Configuration:
- Probe: EX3DV4 - SN7695; ConvF(6.88, 7.01, 7.55) @ 3840 MHz; Calibrated: 2023/5/22
- Sensor-Surface: 1.4mm (Mechanical Surface Detection)
- Electronics: DAE4 Sn1697; Calibrated: 2023/11/20
- Phantom: SAM_Right; Type: QD000P40CD; Serial: TP:1681
- Measurement SW: DASY52, Version 52.10 (4);SEMCAD X Version 14.6.14 (7501)

Area Scan (101x121x1): Interpolated grid: dx=1.200 mm, dy=1.200 mm
Maximum value of SAR (interpolated) = 0.768 W/kg

Zoom Scan (7x7x8)/Cube 0: Measurement grid: dx=5mm, dy=5mm, dz=1.4mm
Reference Value = 15.05 V/m; Power Drift = -0.10 dB
Peak SAR (extrapolated) = 0.944 W/kg
SAR(1 g) = 0.397 W/kg; SAR(10 g) = 0.175 W/kg
Smallest distance from peaks to all points 3 dB below = 13 mm
Ratio of SAR at M2 to SAR at M1 = 76.6%
Maximum value of SAR (measured) = 0.717 W/kg



0 dB = 0.717 W/kg = -1.44 dBW/kg

#89_WLAN2.4GHz_802.11b 1Mbps_Back_15mm_Ch1

Communication System: UID 10571 - AAA, IEEE 802.11b; Frequency: 2412 MHz
Medium: HSL_2450_240321 Medium parameters used: f = 2412 MHz; σ = 1.74 S/m; ε_r = 38.521; ρ = 1000 kg/m^3
Ambient Temperature：23.6 ℃; Liquid Temperature：22.6 ℃

DASY5 Configuration:
- Probe: EX3DV4 - SN7695; ConvF(7.27, 7.37, 7.98) @ 2412 MHz; Calibrated: 2023/5/22
- Sensor-Surface: 1.4mm (Mechanical Surface Detection)
- Electronics: DAE4 Sn1697; Calibrated: 2023/11/20
- Phantom: SAM_Right; Type: QD000P40CD; Serial: TP:1681
- Measurement SW: DASY52, Version 52.10 (4);SEMCAD X Version 14.6.14 (7501)

Area Scan (101x101x1): Interpolated grid: dx=1.200 mm, dy=1.200 mm
Maximum value of SAR (interpolated) = 0.778 W/kg

Zoom Scan (7x7x7)/Cube 0: Measurement grid: dx=5mm, dy=5mm, dz=5mm
Reference Value = 21.73 V/m; Power Drift = -0.02 dB
Peak SAR (extrapolated) = 0.912 W/kg
SAR(1 g) = 0.520 W/kg; SAR(10 g) = 0.281 W/kg
Smallest distance from peaks to all points 3 dB below = 13.9 mm
Ratio of SAR at M2 to SAR at M1 = 57.1%
Maximum value of SAR (measured) = 0.765 W/kg

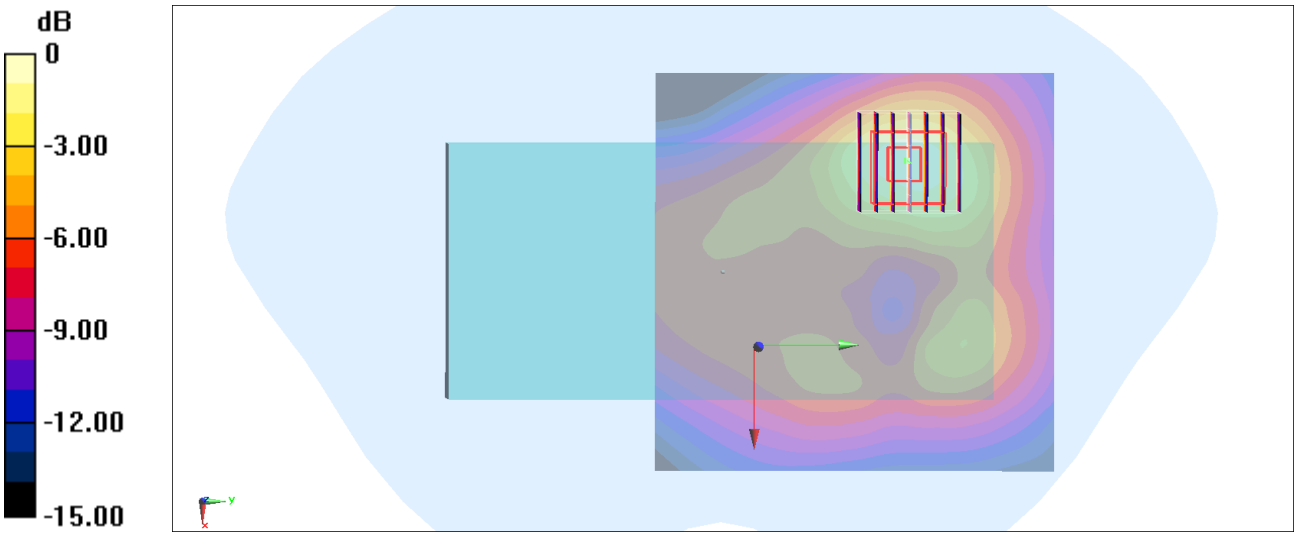

0 dB = 0.765 W/kg = -1.16 dBW/kg

#90_WLAN5GHz_802.11n-HT20 MCS0_Back_15mm_Ch60

Communication System: UID 10591 - AAD, IEEE 802.11n ; Frequency: 5300 MHz
Medium: HSL_5G_240311 Medium parameters used : f = 5300 MHz; σ = 4.681 S/m; ε_r = 35.493; ρ = 1000 kg/m^3
Ambient Temperature：23.4 ℃; Liquid Temperature：22.4 ℃

DASY5 Configuration:
- Probe: EX3DV4 - SN7695; ConvF(5.72, 5.86, 6.29) @ 5300 MHz; Calibrated: 2023/5/22
- Sensor-Surface: 1.4mm (Mechanical Surface Detection)
- Electronics: DAE4 Sn1697; Calibrated: 2023/11/20
- Phantom: SAM_Right; Type: QD000P40CD; Serial: TP:1681
- Measurement SW: DASY52, Version 52.10 (4);SEMCAD X Version 14.6.14 (7501)

Area Scan (121x121x1): Interpolated grid: dx=1.000 mm, dy=1.000 mm
Maximum value of SAR (interpolated) = 1.40 W/kg

Zoom Scan (7x7x7)/Cube 0: Measurement grid: dx=4mm, dy=4mm, dz=1.4mm
Reference Value = 18.77 V/m; Power Drift = -0.03 dB
Peak SAR (extrapolated) = 2.21 W/kg
SAR(1 g) = 0.679 W/kg; SAR(10 g) = 0.293 W/kg
Smallest distance from peaks to all points 3 dB below = 15.3 mm
Ratio of SAR at M2 to SAR at M1 = 66.7%
Maximum value of SAR (measured) = 1.41 W/kg

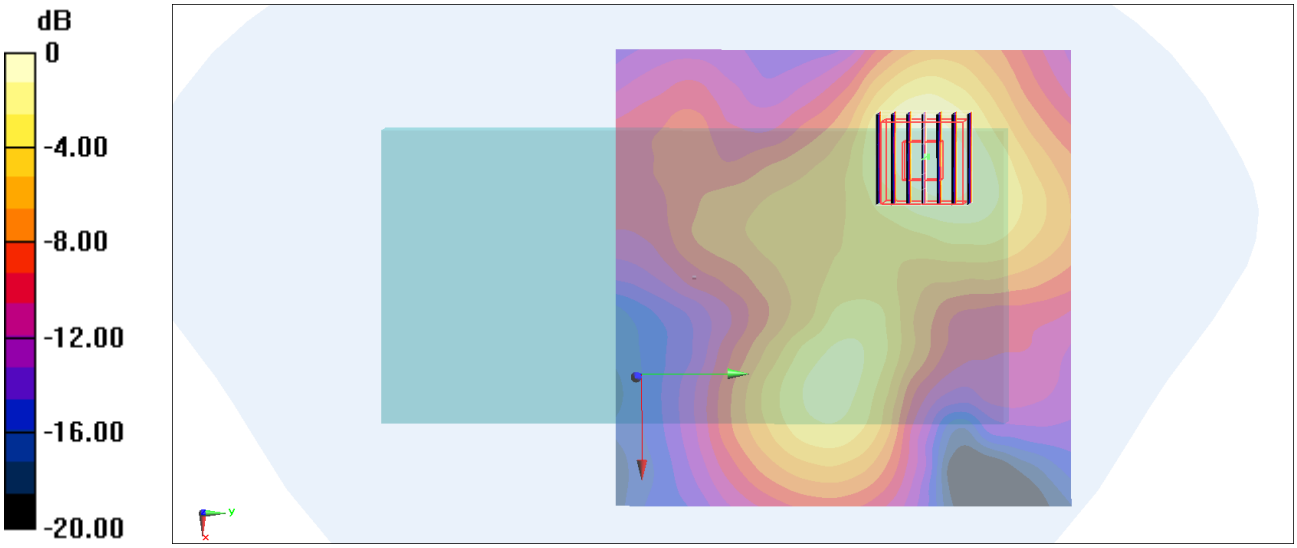

0 dB = 1.41 W/kg = 1.49 dBW/kg

#91_WLAN5GHz_802.11n-HT40 MCS0_Back_15mm_Ch110

Communication System: UID 10599 - AAD, IEEE 802.11n ; Frequency: 5550 MHz
Medium: HSL_5G_240311 Medium parameters used: f = 5550 MHz; σ = 4.962 S/m; ε_r = 35.049; ρ = 1000 kg/m^3
Ambient Temperature：23.4 ℃; Liquid Temperature：22.4 ℃

DASY5 Configuration:
- Probe: EX3DV4 - SN7695; ConvF(4.88, 4.99, 5.44) @ 5550 MHz; Calibrated: 2023/5/22
- Sensor-Surface: 1.4mm (Mechanical Surface Detection)
- Electronics: DAE4 Sn1697; Calibrated: 2023/11/20
- Phantom: SAM_Right; Type: QD000P40CD; Serial: TP:1681
- Measurement SW: DASY52, Version 52.10 (4);SEMCAD X Version 14.6.14 (7501)

Area Scan (121x121x1): Interpolated grid: dx=1.000 mm, dy=1.000 mm
Maximum value of SAR (interpolated) = 1.71 W/kg

Zoom Scan (7x7x7)/Cube 0: Measurement grid: dx=4mm, dy=4mm, dz=1.4mm
Reference Value = 20.44 V/m; Power Drift = -0.02 dB
Peak SAR (extrapolated) = 2.92 W/kg
SAR(1 g) = 0.818 W/kg; SAR(10 g) = 0.320 W/kg
Smallest distance from peaks to all points 3 dB below = 11.1 mm
Ratio of SAR at M2 to SAR at M1 = 65.6%
Maximum value of SAR (measured) = 1.76 W/kg

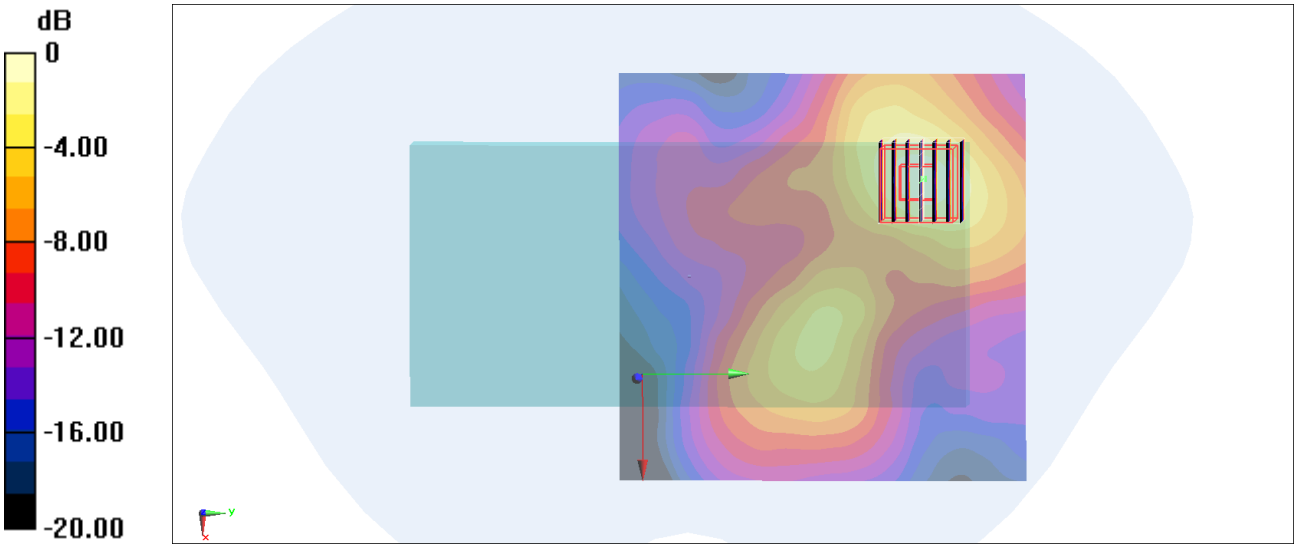

0 dB = 1.76 W/kg = 2.46 dBW/kg

#92_WLAN5GHz_802.11ac-VHT80 MCS0_Back_15mm_Ch155

Communication System: UID 10626 - AAD, IEEE 802.11ac; Frequency: 5775 MHz
Medium: HSL_5G_240310 Medium parameters used: f = 5775 MHz; σ = 5.208 S/m; ε_r = 34.567; ρ = 1000 kg/m^3
Ambient Temperature：23.7 ℃; Liquid Temperature：22.7 ℃

DASY5 Configuration:
- Probe: EX3DV4 - SN7695; ConvF(5.03, 5.13, 5.6) @ 5775 MHz; Calibrated: 2023/5/22
- Sensor-Surface: 1.4mm (Mechanical Surface Detection)
- Electronics: DAE4 Sn1697; Calibrated: 2023/11/20
- Phantom: SAM_Right; Type: QD000P40CD; Serial: TP:1681
- Measurement SW: DASY52, Version 52.10 (4);SEMCAD X Version 14.6.14 (7501)

Area Scan (121x121x1): Interpolated grid: dx=1.000 mm, dy=1.000 mm
Maximum value of SAR (interpolated) = 1.32 W/kg

Zoom Scan (7x7x7)/Cube 0: Measurement grid: dx=4mm, dy=4mm, dz=1.4mm
Reference Value = 16.95 V/m; Power Drift = -0.10 dB
Peak SAR (extrapolated) = 2.10 W/kg
SAR(1 g) = 0.554 W/kg; SAR(10 g) = 0.216 W/kg
Smallest distance from peaks to all points 3 dB below = 10.7 mm
Ratio of SAR at M2 to SAR at M1 = 63%
Maximum value of SAR (measured) = 1.27 W/kg

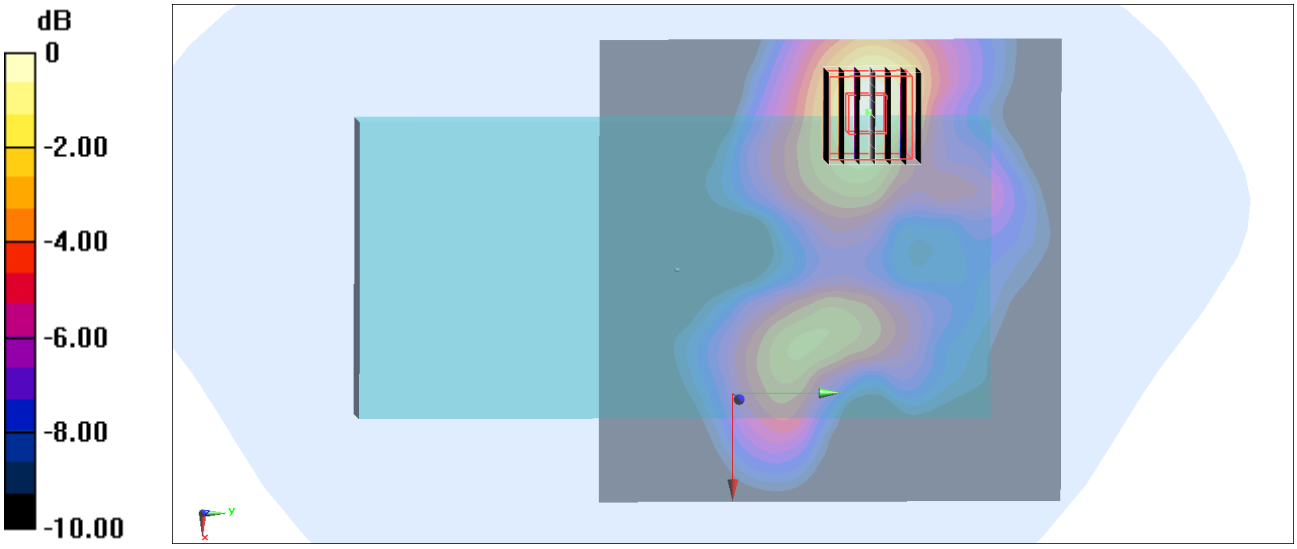

0 dB = 1.27 W/kg = 1.04 dBW/kg

Date: 2024-03-23

#93_WLAN6GHz_802.11ax-HE160 MCS0_Back_15mm_Ch111

Communication System: 802.11ax; Frequency: 6505.000 MHz;
Medium: HSL_6G_240323 Medium parameters used: f= 6505.000 MHz; σ= 6.28 S/m; ε_r = 34.6
Ambient Temperature: 23.5°C; Liquid Temperature: 22.5°C

DASY6 Configuration:
- Probe: EX3DV4 - SN7695; ConvF(5.13, 5.21, 5.71); Calibrated: 2023-05-22
- Sensor-Surface: 1.4 mm
- Electronics: DAE4 Sn1697; Calibrated: 2023-11-20
- Phantom: Twin-SAM V8.0 (30deg probe tilt); Serial: 2145; Section: Flat
- Measurement Software: 16.2.4.2524
- UID: WLAN, 10743-AAC

Area Scan (136.0 mm x 102.0 mm): Measurement Grid: 8.5 mm x 8.5 mm
SAR (1g) = 0.148 W/kg; SAR (10g) = 0.054 W/kg;

Zoom Scan (22.0 mm x 22.0 mm x 22.0 mm): Measurement Grid: 3.4 mm x 3.4 mm x 1.4 mm
Power Drift = -0.01 dB
SAR (1g) = 0.155 W/kg; SAR (8g) = 0.064 W/kg; SAR (10g) = 0.057 W/kg
Smallest distance from peaks to all points 3 dB below = 10.3 mm
Ratio of SAR at M2 to SAR at M1 = 50.1 %
psAPD (1.0cm2, sq) = 1.55 [W/m2]; psAPD (4.0cm2, sq) = 1.29 [W/m2]



#94_Bluetooth_1Mbps_Back_15mm_Ch0

Communication System: UID 10032 - CAA, IEEE 802.15.1 Bluetooth; Frequency: 2402 MHz
Medium: HSL_2450_240321 Medium parameters used : f = 2402 MHz; σ = 1.732 S/m; ε_r = 38.611; ρ = 1000 kg/m^3
Ambient Temperature：23.6 ℃; Liquid Temperature：22.6 ℃

DASY5 Configuration:
- Probe: EX3DV4 - SN7695; ConvF(7.27, 7.37, 7.98) @ 2402 MHz; Calibrated: 2023/5/22
- Sensor-Surface: 1.4mm (Mechanical Surface Detection)
- Electronics: DAE4 Sn1697; Calibrated: 2023/11/20
- Phantom: SAM_Right; Type: QD000P40CD; Serial: TP:1681
- Measurement SW: DASY52, Version 52.10 (4);SEMCAD X Version 14.6.14 (7501)

Area Scan (101x101x1): Interpolated grid: dx=1.200 mm, dy=1.200 mm
Reference Value = 0 V/m; Power Drift = 0 dB
Fast SAR: SAR(1 g) = 0 W/kg; SAR(10 g) = 0 W/kg
Maximum value of SAR (interpolated) = 0 W/kg

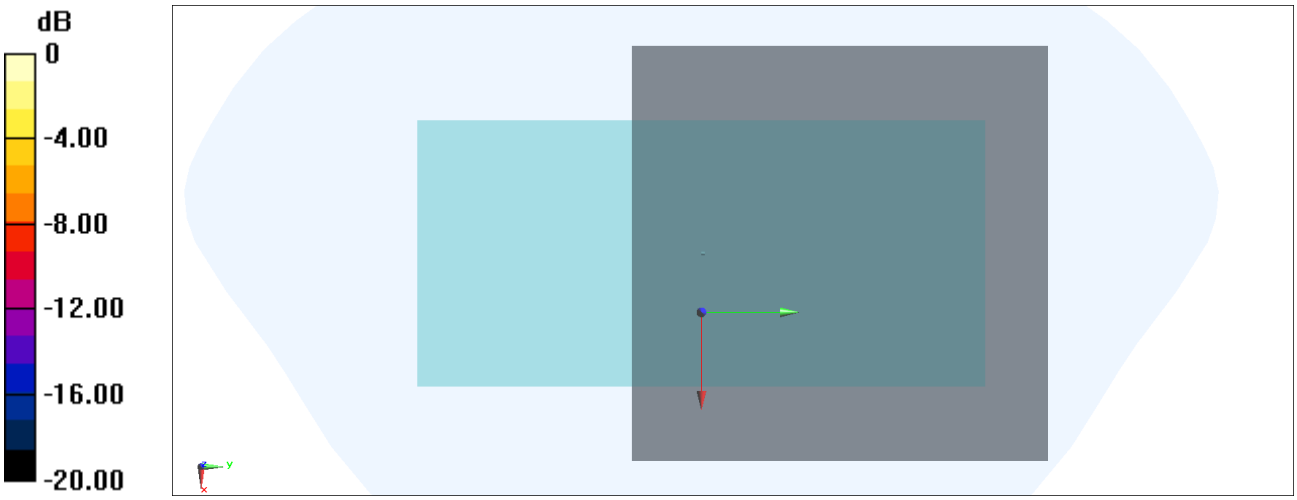

0 dB = 0 W/kg = -999.00 dBW/kg

#95_WCDMA IV_RMC 12.2Kbps_Back_0mm_Ch1413

Communication System: UID 10011 - CAC, UMTS-FDD; Frequency: 1732.6 MHz
Medium: HSL_1750_240308 Medium parameters used: f = 1733 MHz; σ = 1.326 S/m; ε_r = 40.088; ρ = 1000 kg/m^3
Ambient Temperature：23.8 ℃; Liquid Temperature：22.8 ℃

DASY5 Configuration:
- Probe: EX3DV4 - SN7695; ConvF(8.66, 8.71, 9.35) @ 1732.6 MHz; Calibrated: 2023/5/22
- Sensor-Surface: 1.4mm (Mechanical Surface Detection)
- Electronics: DAE4 Sn1697; Calibrated: 2023/11/20
- Phantom: SAM_Right; Type: QD000P40CD; Serial: TP:1681
- Measurement SW: DASY52, Version 52.10 (4);SEMCAD X Version 14.6.14 (7501)

Area Scan (81x81x1): Interpolated grid: dx=1.500 mm, dy=1.500 mm
Maximum value of SAR (interpolated) = 8.14 W/kg

Zoom Scan (5x5x7)/Cube 0: Measurement grid: dx=8mm, dy=8mm, dz=5mm
Reference Value = 71.89 V/m; Power Drift = 0.10 dB
Peak SAR (extrapolated) = 9.06 W/kg
SAR(1 g) = 3.72 W/kg; SAR(10 g) = 2 W/kg
Smallest distance from peaks to all points 3 dB below = 8.8 mm
Ratio of SAR at M2 to SAR at M1 = 38.2%
Maximum value of SAR (measured) = 5.99 W/kg

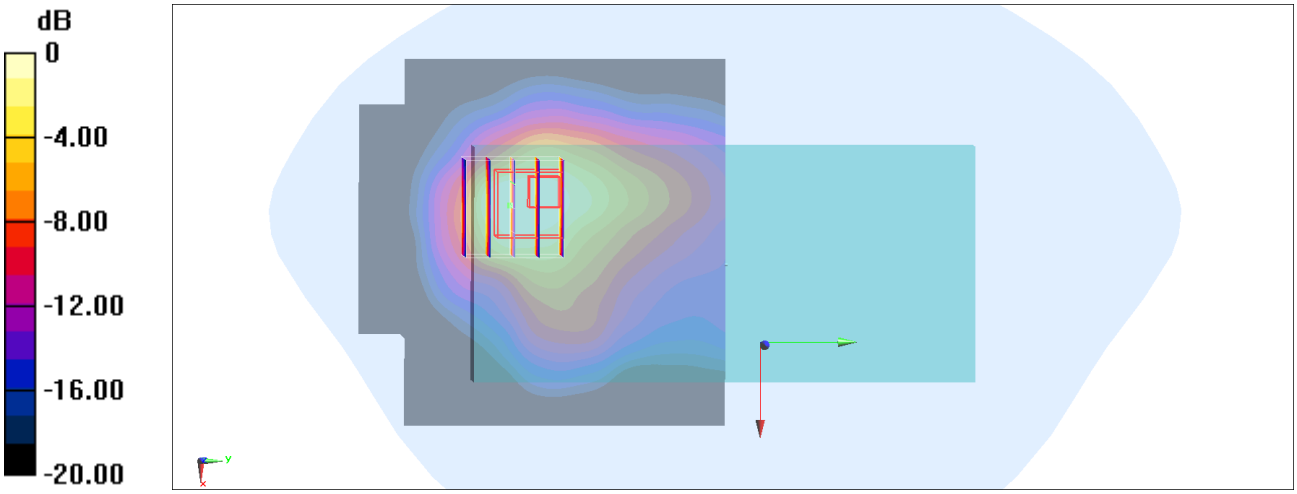

0 dB = 5.99 W/kg = 7.77 dBW/kg

#96_LTE Band 66_20M_QPSK_1_0_Back_0mm_Ch132572

Communication System: UID 10169 - CAF, LTE-FDD; Frequency: 1770 MHz
Medium: HSL_1750_240308 Medium parameters used: f = 1770 MHz; σ = 1.341 S/m; ε_r = 39.975; ρ = 1000 kg/m^3
Ambient Temperature：23.8 ℃; Liquid Temperature：22.8 ℃

DASY5 Configuration:
- Probe: EX3DV4 - SN7695; ConvF(8.66, 8.71, 9.35) @ 1770 MHz; Calibrated: 2023/5/22
- Sensor-Surface: 1.4mm (Mechanical Surface Detection)
- Electronics: DAE4 Sn1697; Calibrated: 2023/11/20
- Phantom: SAM_Right; Type: QD000P40CD; Serial: TP:1681
- Measurement SW: DASY52, Version 52.10 (4);SEMCAD X Version 14.6.14 (7501)

Area Scan (81x111x1): Interpolated grid: dx=1.500 mm, dy=1.500 mm
Maximum value of SAR (interpolated) = 7.56 W/kg

Zoom Scan (5x5x7)/Cube 0: Measurement grid: dx=8mm, dy=8mm, dz=5mm
Reference Value = 71.38 V/m; Power Drift = -0.18 dB
Peak SAR (extrapolated) = 10.8 W/kg
SAR(1 g) = 3.89 W/kg; SAR(10 g) = 1.99 W/kg
Smallest distance from peaks to all points 3 dB below = 8.8 mm
Ratio of SAR at M2 to SAR at M1 = 42.2%
Maximum value of SAR (measured) = 6.55 W/kg

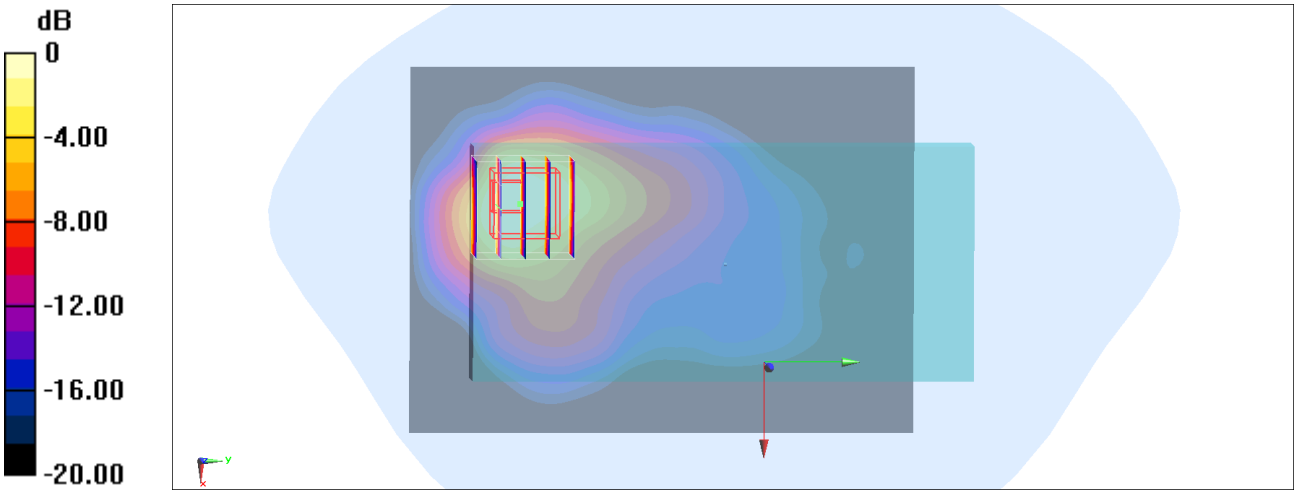

0 dB = 6.55 W/kg = 8.16 dBW/kg

#97_FR1 n66_20M_BPSK_1_1_Back_0mm_Ch354000

Communication System: UID 10931 - AAC, 5G NR; Frequency: 1770 MHz
Medium: HSL_1750_240228 Medium parameters used: f = 1770 MHz; σ = 1.395 S/m; ε_r = 40.498; ρ = 1000 kg/m^3
Ambient Temperature：23.7 ℃; Liquid Temperature：22.7 ℃

DASY5 Configuration:
- Probe: EX3DV4 - SN3728; ConvF(8.06, 8.06, 8.06) @ 1770 MHz; Calibrated: 2023/3/22
- Sensor-Surface: 1.4mm (Mechanical Surface Detection)
- Electronics: DAE4 Sn661; Calibrated: 2023/5/23
- Phantom: SAM_Right; Type: QD000P40CD; Serial: TP:1681
- Measurement SW: DASY52, Version 52.10 (4);SEMCAD X Version 14.6.14 (7501)

Area Scan (81x101x1): Interpolated grid: dx=1.500 mm, dy=1.500 mm
Maximum value of SAR (interpolated) = 8.09 W/kg

Zoom Scan (5x5x7)/Cube 0: Measurement grid: dx=8mm, dy=8mm, dz=5mm
Reference Value = 70.86 V/m; Power Drift = 0.18 dB
Peak SAR (extrapolated) = 10.9 W/kg
SAR(1 g) = 4.17 W/kg; SAR(10 g) = 2.12 W/kg
Smallest distance from peaks to all points 3 dB below = 8.2 mm
Ratio of SAR at M2 to SAR at M1 = 50.7%
Maximum value of SAR (measured) = 7.83 W/kg

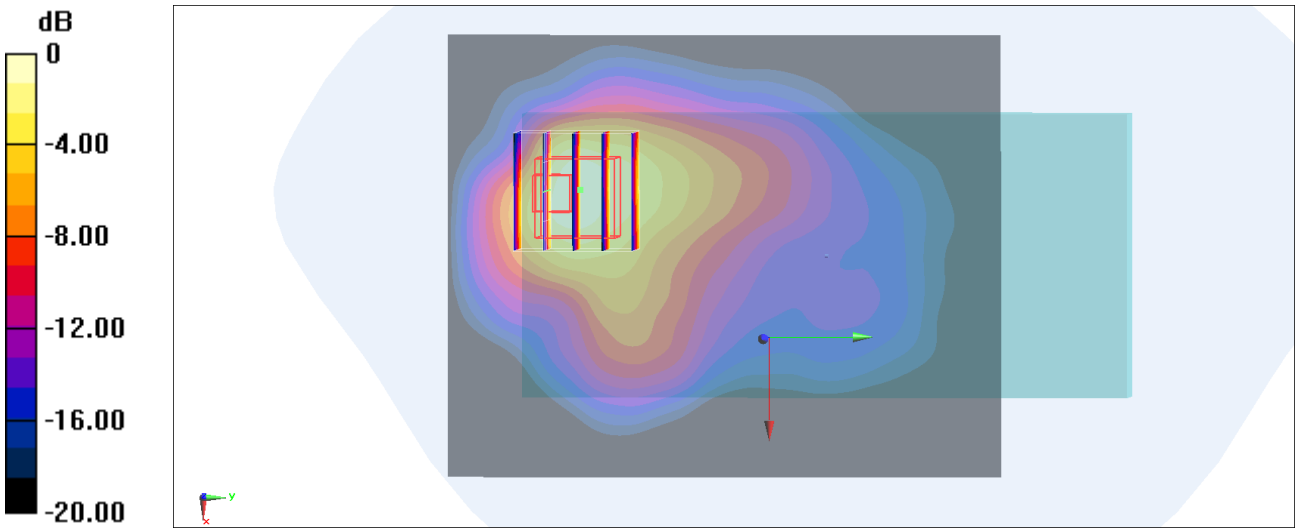

0 dB = 7.83 W/kg = 8.94 dBW/kg

#98_FR1 n77_100M_BPSK_135_69_Right Side_0mm_Ch633332

Communication System: NR; Frequency: 3499.98 MHz;Duty Cycle: 1:1
Medium: HSL_3500_240225 Medium parameters used: f = 3500 MHz; σ = 2.971 S/m; ε_r = 37.608; ρ = 1000 kg/m^3
Ambient Temperature：23.4 ℃; Liquid Temperature：22.4 ℃

DASY5 Configuration:
- Probe: EX3DV4 - SN7785; ConvF(6.33, 6.03, 5.95) @ 3499.98 MHz; Calibrated: 2023/11/23
- Sensor-Surface: 1.4mm (Mechanical Surface Detection)
- Electronics: DAE4 Sn1707; Calibrated: 2023/12/6
- Phantom: SAM_Right; Type: QD000P40CD; Serial: TP:1681
- Measurement SW: DASY52, Version 52.10 (4);SEMCAD X Version 14.6.14 (7501)

Area Scan (61x161x1): Interpolated grid: dx=1.200 mm, dy=1.200 mm
Maximum value of SAR (interpolated) = 13.1 W/kg

Zoom Scan (7x7x8)/Cube 0: Measurement grid: dx=5mm, dy=5mm, dz=1.4mm
Reference Value = 57.34 V/m; Power Drift = -0.06 dB
Peak SAR (extrapolated) = 30.0 W/kg
SAR(1 g) = 8.62 W/kg; SAR(10 g) = 2.25 W/kg
Smallest distance from peaks to all points 3 dB below = 8.1 mm
Ratio of SAR at M2 to SAR at M1 = 73.4%
Maximum value of SAR (measured) = 19.8 W/kg

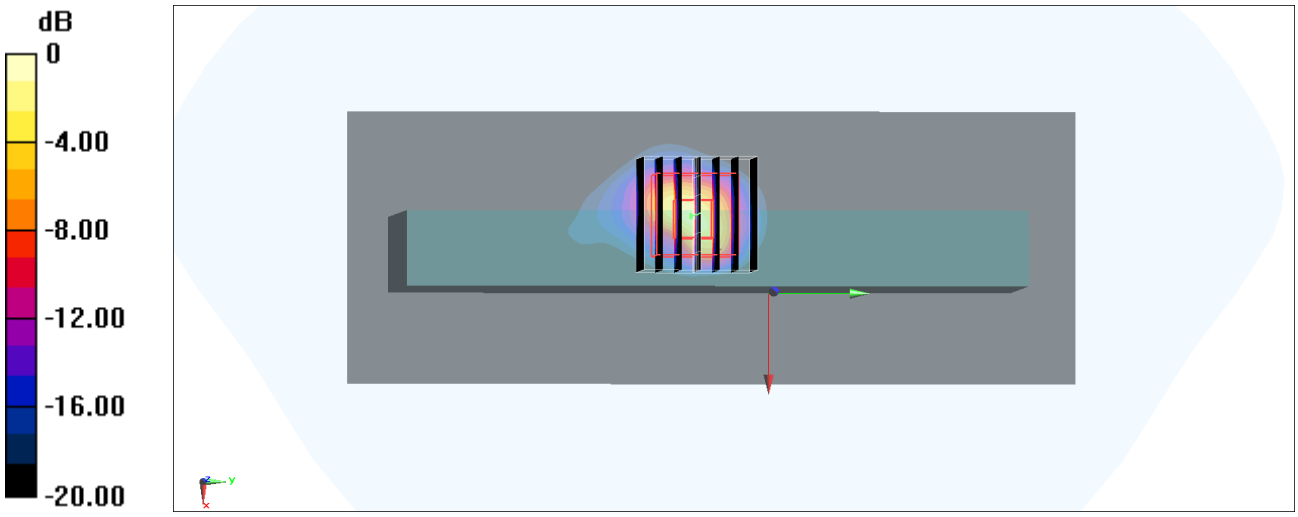

0 dB = 19.8 W/kg = 12.97 dBW/kg

#99_WLAN5GHz_802.11n-HT20 MCS0_Right Side_0mm_Ch60

Communication System: UID 10591 - AAD, IEEE 802.11n ; Frequency: 5300 MHz
Medium: HSL_5G_240322 Medium parameters used : f = 5300 MHz; σ = 4.882 S/m; ε_r = 36.015; ρ = 1000 kg/m^3
Ambient Temperature：23.4 ℃; Liquid Temperature：22.4 ℃

DASY5 Configuration:
- Probe: EX3DV4 - SN7695; ConvF(5.72, 5.86, 6.29) @ 5300 MHz; Calibrated: 2023/5/22
- Sensor-Surface: 1.4mm (Mechanical Surface Detection)
- Electronics: DAE4 Sn1697; Calibrated: 2023/11/20
- Phantom: SAM_Right; Type: QD000P40CD; Serial: TP:1681
- Measurement SW: DASY52, Version 52.10 (4);SEMCAD X Version 14.6.14 (7501)

Area Scan (71x131x1): Interpolated grid: dx=1.000 mm, dy=1.000 mm
Maximum value of SAR (interpolated) = 32.8 W/kg

Zoom Scan (7x7x7)/Cube 0: Measurement grid: dx=4mm, dy=4mm, dz=1.4mm
Reference Value = 76.63 V/m; Power Drift = 0.08 dB
Peak SAR (extrapolated) = 69.4 W/kg
SAR(1 g) = 12.9 W/kg; SAR(10 g) = 2.29 W/kg
Smallest distance from peaks to all points 3 dB below = 4.5 mm
Ratio of SAR at M2 to SAR at M1 = 64%
Maximum value of SAR (measured) = 38.7 W/kg

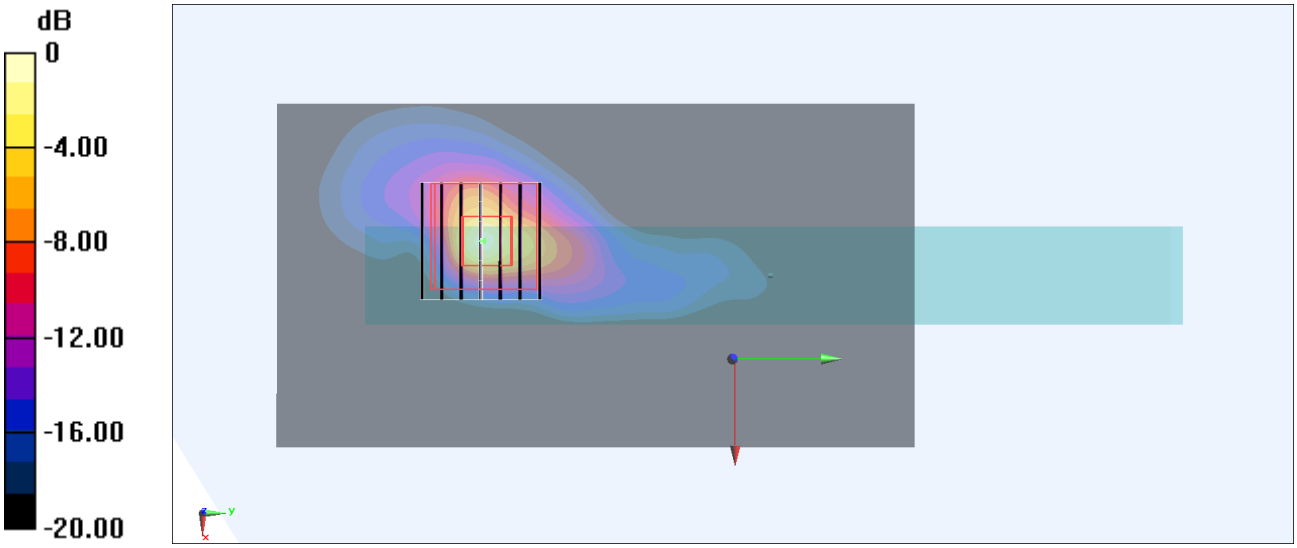

0 dB = 38.7 W/kg = 15.88 dBW/kg

#100_WLAN5GHz_802.11n-HT40 MCS0_Right Side_0mm_Ch142

Communication System: UID 10599 - AAD, IEEE 802.11n; Frequency: 5710 MHz
Medium: HSL_5G_240322 Medium parameters used: f = 5710 MHz; σ = 5.327 S/m; ε_r = 35.39; ρ = 1000 kg/m^3
Ambient Temperature：23.4 ℃; Liquid Temperature：22.4 ℃

DASY5 Configuration:
- Probe: EX3DV4 - SN7695; ConvF(5.03, 5.13, 5.6) @ 5710 MHz; Calibrated: 2023/5/22
- Sensor-Surface: 1.4mm (Mechanical Surface Detection)
- Electronics: DAE4 Sn1697; Calibrated: 2023/11/20
- Phantom: SAM_Right; Type: QD000P40CD; Serial: TP:1681
- Measurement SW: DASY52, Version 52.10 (4);SEMCAD X Version 14.6.14 (7501)

Area Scan (71x171x1): Interpolated grid: dx=1.000 mm, dy=1.000 mm
Maximum value of SAR (interpolated) = 24.0 W/kg

Zoom Scan (7x7x7)/Cube 0: Measurement grid: dx=4mm, dy=4mm, dz=1.4mm
Reference Value = 67.88 V/m; Power Drift = 0.08 dB
Peak SAR (extrapolated) = 56.4 W/kg
SAR(1 g) = 9.77 W/kg; SAR(10 g) = 1.9 W/kg
Smallest distance from peaks to all points 3 dB below = 4.5 mm
Ratio of SAR at M2 to SAR at M1 = 62.2%
Maximum value of SAR (measured) = 29.9 W/kg

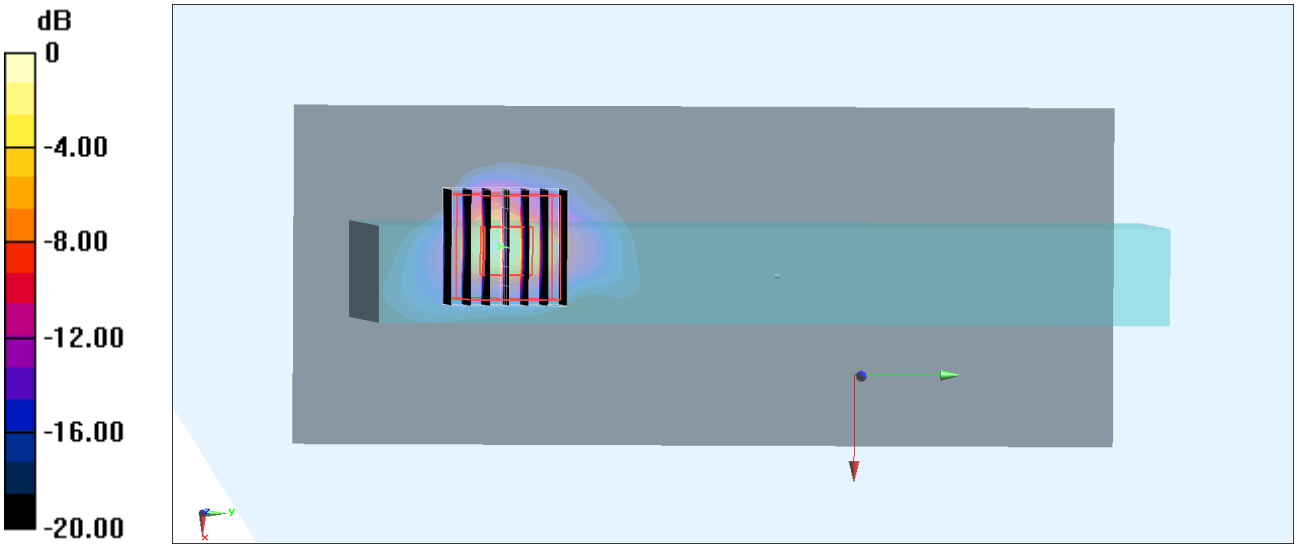

0 dB = 29.9 W/kg = 14.76 dBW/kg

#101_WLAN5GHz_802.11ac-VHT80 MCS0_Right Side_0mm_Ch155

Communication System: UID 10626 - AAD, IEEE 802.11ac; Frequency: 5775 MHz
Medium: HSL_5G_240322 Medium parameters used: f = 5775 MHz; σ = 5.404 S/m; ε_r = 35.324; ρ = 1000 kg/m^3
Ambient Temperature：23.4 ℃; Liquid Temperature：22.4 ℃

DASY5 Configuration:
- Probe: EX3DV4 - SN7695; ConvF(5.03, 5.13, 5.6) @ 5775 MHz; Calibrated: 2023/5/22
- Sensor-Surface: 1.4mm (Mechanical Surface Detection)
- Electronics: DAE4 Sn1697; Calibrated: 2023/11/20
- Phantom: SAM_Right; Type: QD000P40CD; Serial: TP:1681
- Measurement SW: DASY52, Version 52.10 (4);SEMCAD X Version 14.6.14 (7501)

Area Scan (61x81x1): Interpolated grid: dx=1.000 mm, dy=1.000 mm
Maximum value of SAR (interpolated) = 26.2 W/kg

Zoom Scan (7x7x7)/Cube 0: Measurement grid: dx=4mm, dy=4mm, dz=1.4mm
Reference Value = 64.74 V/m; Power Drift = 0.08 dB
Peak SAR (extrapolated) = 64.5 W/kg
SAR(1 g) = 11 W/kg; SAR(10 g) = 2.21 W/kg
Smallest distance from peaks to all points 3 dB below = 4.5 mm
Ratio of SAR at M2 to SAR at M1 = 61.6%
Maximum value of SAR (measured) = 33.9 W/kg

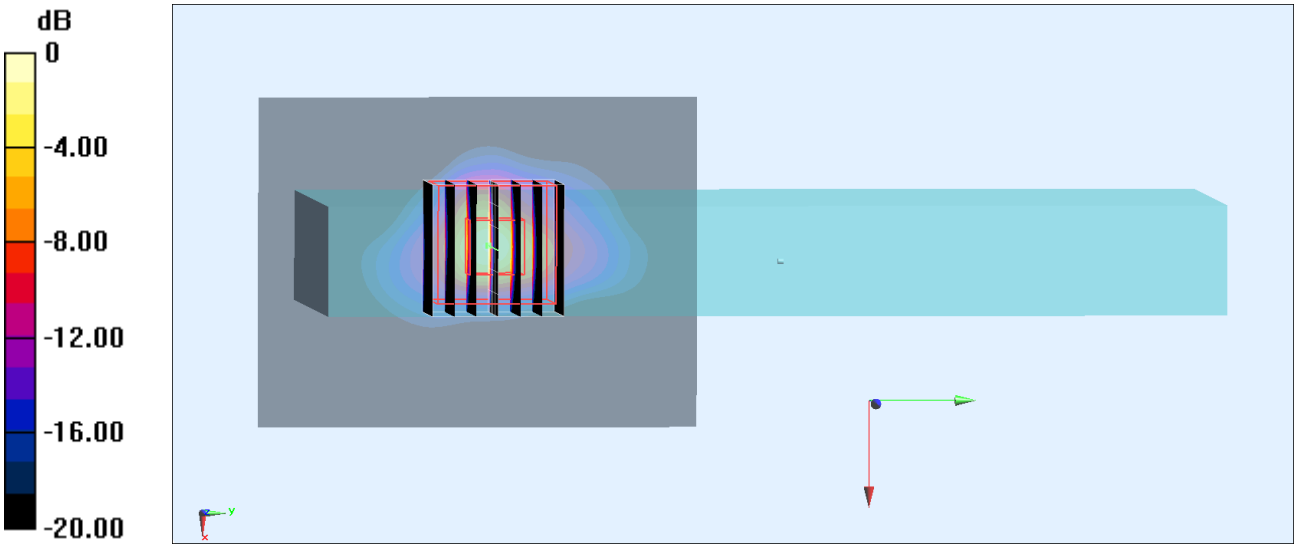

0 dB = 33.9 W/kg = 15.30 dBW/kg

Date: 2024-03-08

#102_WLAN6GHz_802.11ax-HE160 MCS0_Right Side_0mm_Ch111

Communication System: IEEE 802.11ac; Frequency: 6505.000 MHz; Duty Cycle: 1:1.166
Medium: HSL_6500_240308 Medium parameters used: f= 6505.000 MHz; σ= 6.18 S/m; ε_r = 34.8
Ambient Temperature: 23.5°C; Liquid Temperature: 22.5°C

DASY6 Configuration:
- Probe: EX3DV4 - SN7695; ConvF(5.13, 5.21, 5.71); Calibrated: 2023-05-22
- Sensor-Surface: 1.4 mm
- Electronics: DAE4 Sn1697; Calibrated: 2023-11-20
- Phantom: Twin-SAM V8.0 (30deg probe tilt); Serial: 2145; Section: Flat
- Measurement Software: 16.2.4.2524
- UID: WLAN, 10636-AAE

Area Scan (85.0 mm x 204.0 mm): Measurement Grid: 8.5 mm x 8.5 mm
SAR (1g) = 1.63 W/kg; SAR (10g) = 0.382 W/kg;

Zoom Scan (22.0 mm x 22.0 mm x 22.0 mm): Measurement Grid: 3.4 mm x 3.4 mm x 1.4 mm
Power Drift = 0.13 dB
SAR (1g) = 2.20 W/kg; SAR (8g) = 0.520 W/kg; SAR (10g) = 0.430 W/kg
Smallest distance from peaks to all points 3 dB below = 4.4 mm
Ratio of SAR at M2 to SAR at M1 = 51.6 %
psAPD (1.0cm2, sq) = 22.0 [W/m2]; psAPD (4.0cm2, sq) = 10.4 [W/m2]

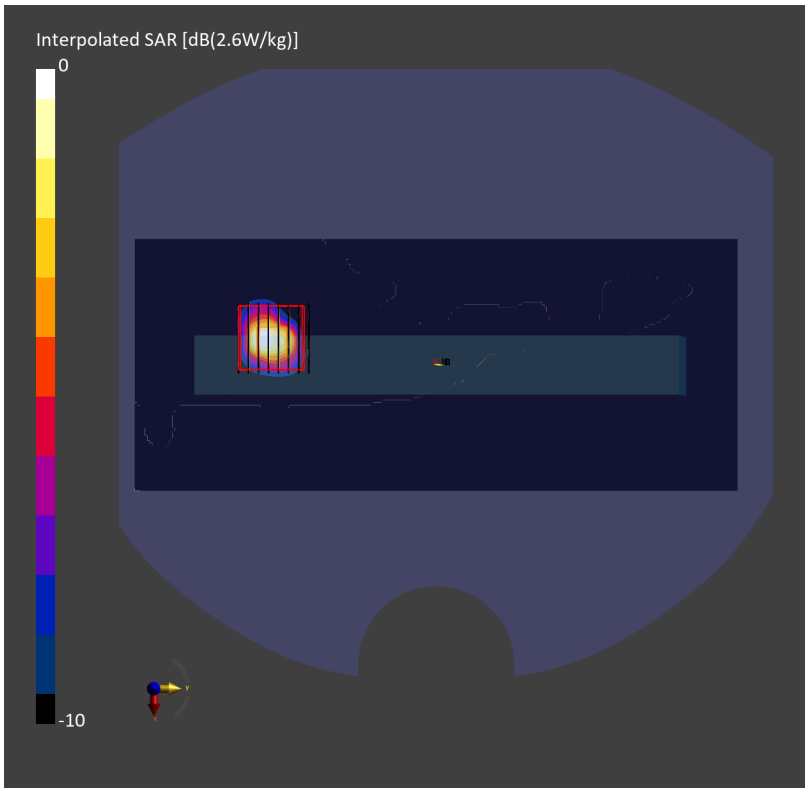

#103_NFC_Front_0mm_13.56MHz

Communication System: CW; Frequency: 13.56 MHz;Duty Cycle: 1:1
Medium: HSL_13_240219 Medium parameters used: f = 13.56 MHz; σ = 0.728 S/m; ε_r = 54.432; ρ = 1000 kg/m^3
Ambient Temperature：23.2 ℃; Liquid Temperature：22.2 ℃

DASY5 Configuration:
- Probe: EX3DV4 - SN7306; ConvF(16.9, 16.9, 16.9) @ 13.56 MHz; Calibrated: 2023/7/18
- Sensor-Surface: 1.4mm (Mechanical Surface Detection)
- Electronics: DAE4 Sn853; Calibrated: 2023/7/14
- Phantom: ELI v4.0; Type: QDOVA001BB; Serial: TP-1079
- Measurement SW: DASY52, Version 52.10 (4);SEMCAD X Version 14.6.14 (7501)

Configuration/Ch/Area Scan (81x61x1): Interpolated grid: dx=1.500 mm, dy=1.500 mm
Reference Value = 0.00 V/m; Power Drift = 0.00 dB
Fast SAR: SAR(1 g) = 1.28e-005 W/kg; SAR(10 g) = 4.43e-006 W/kg
Maximum value of SAR (interpolated) = 0.000382 W/kg

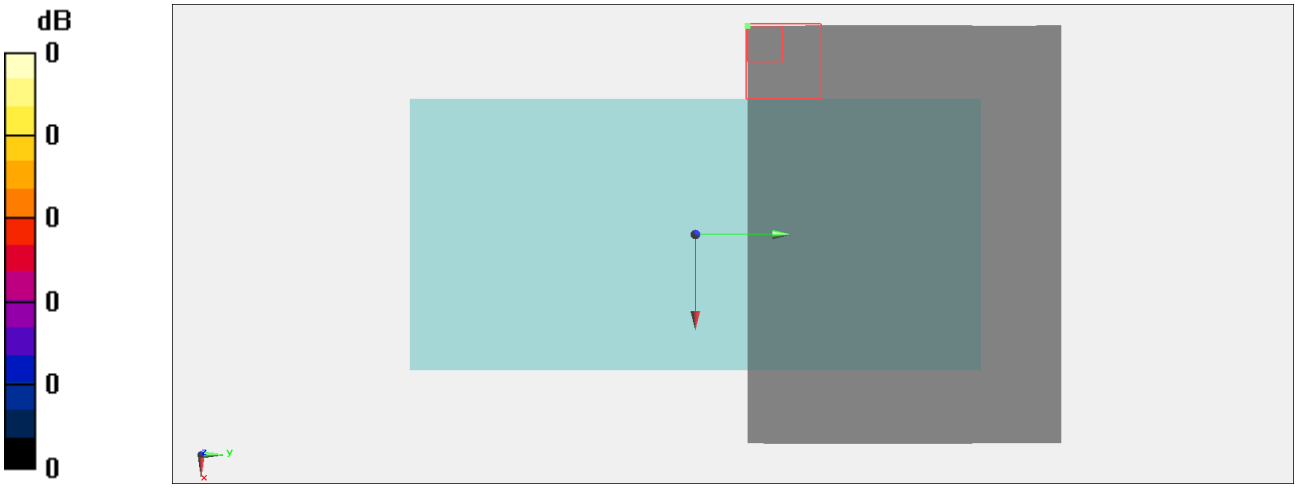

0 dB = 0.000382 W/kg = -34.18 dBW/kg

Measurement Report for Device

Device Under Test Properties

#104 Model, Manufacturer	Dimensions [mm]	Software Version	DUT Type
Device,	164.0 x 77.0 x 20.0	3.2.0.1840	Phone

Exposure Conditions

Phantom Section	Position, Test Distance [mm]	Frequency [MHz]	Conversion Factor
5G	FRONT, 2.00	6815.0	1.0

Hardware Setup

Phantom	Medium	Probe, Calibration Date	DAE, Calibration Date
mmWave - 1109	Air -	EUmmWV3 - SN9424_F1-55GHz, 2023-03-21	DAE4 Sn1647, 2023-12-27

Scans Setup

Scan Type	5G Scan
Grid Extents [mm]	140.0 x 120.0
Grid Steps [lambda]	0.0625 x 0.0625
Sensor Surface [mm]	2.0

Measurement Results
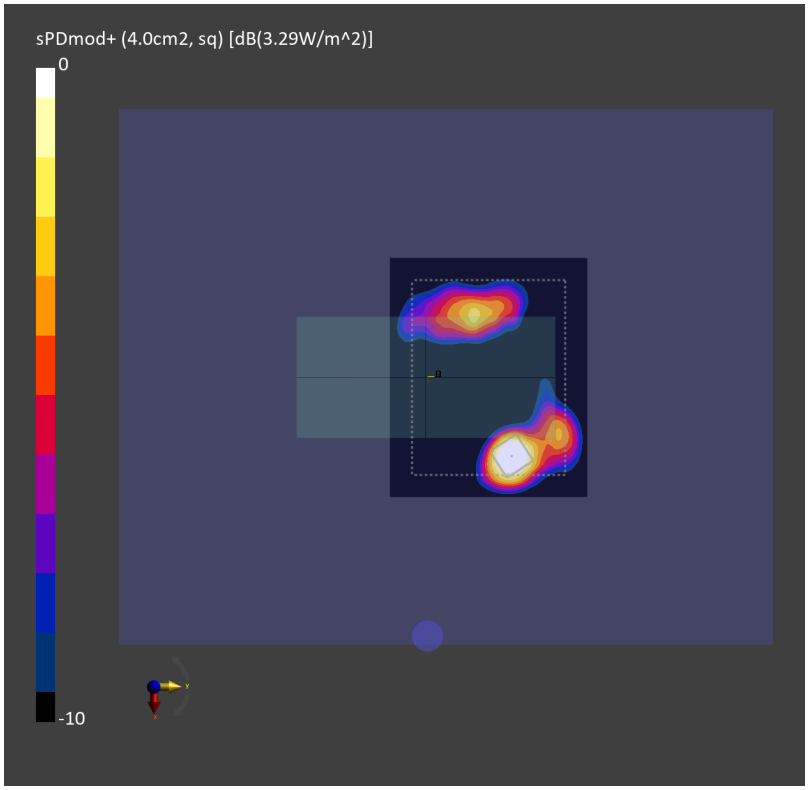
Date	2024-02-26
Avg. Area [cm^2]	4.00
psPDn+ [W/m^2]	2.78
psPDtot+ [W/m^2]	3.29
H_{max} [A/m]	0.131
E_{max} [V/m]	49.4
$max_{(Stot)}$ [W/m^2]	4.22
Power Drift [dB]	-0.06