FCC RADIO TEST REPORT

FCC ID	:	**UZ7TC58B1**
Equipment	:	**Touch Computer**
Brand Name	:	**Zebra**
Model Name	:	**TC58B1**
Applicant	:	**Zebra Technologies Corporation 1 Zebra Plaza, Holtsville, NY 11742**
Manufacturer	:	**Zebra Technologies Corporation 1 Zebra Plaza, Holtsville, NY 11742**
Standard	:	**FCC 47 CFR Part 2, 22(H), 24(E), 27**

The product was received on Mar. 14, 2022 and testing was performed from Apr. 04, 2022 to Jun. 14, 2022. We, Sporton International Inc. EMC & Wireless Communications Laboratory, would like to declare that the tested sample has been evaluated in accordance with the test procedures given in ANSI / TIA-603-E and has been in compliance with the applicable technical standards.

The test results in this report apply exclusively to the tested model / sample. Without written approval of Sporton International Inc. EMC & Wireless Communications Laboratory, the test report shall not be reproduced except in full.

Louis Wu

Approved by: Louis Wu

Sporton International Inc. EMC & Wireless Communications Laboratory
No. 52, Huaya 1st Rd., Guishan Dist., Taoyuan City 333, Taiwan (R.O.C.)

Table of Contents

History of this test report **3**
Summary of Test Result **4**
1 General Description **6**
1.1 Product Feature of Equipment Under Test 6
1.2 Product Specification of Equipment Under Test 7
1.3 Modification of EUT 8
1.4 Emission Designator 8
1.5 Testing Location 16
1.6 Applicable Standards 16
2 Test Configuration of Equipment Under Test **17**
2.1 Test Mode 17
2.2 Connection Diagram of Test System 22
2.3 Support Unit used in test configuration and system 22
2.4 Measurement Results Explanation Example 22
2.5 Frequency List of Low/Middle/High Channels 23
3 Conducted Test Items **34**
3.1 Measuring Instruments 34
3.2 Conducted Output Power and ERP/EIRP 35
3.3 Peak-to-Average Ratio 36
3.4 Occupied Bandwidth 37
3.5 Conducted Band Edge 38
3.6 Conducted Spurious Emission 40
3.7 Frequency Stability 41
4 Radiated Test Items **42**
4.1 Measuring Instruments 42
4.2 Radiated Spurious Emission Measurement 44
5 List of Measuring Equipment **45**
6 Uncertainty of Evaluation **47**
Appendix A. Test Results of Conducted Test
Appendix B. Test Results of Radiated Test
Appendix C. Test Setup Photographs

History of this test report

Report No.	Version	Description	Issued Date
FG222201B	01	Initial issue of report	Jun. 15, 2022

Summary of Test Result

Report Clause	Ref Std. Clause	Test Items	Result (PASS/FAIL)	Remark
3.2	§2.1046	Conducted Output Power	Reporting only	-
	§22.913 (a)(5)	Effective Radiated Power (Band 5)	Pass	
	§27.50 (c)(10)	Effective Radiated Power (Band 17) (Band 71)		
	§24.232 (c) §27.50 (h)(2)	Equivalent Isotropic Radiated Power (Band 2) (Band 7) (Band 38) (Band 41)		
	§27.50 (d)(4)	Equivalent Isotropic Radiated Power (Band 4) (Band 66)		
3.3	§24.232 (d) §27.50 (d)(5)	Peak-to-Average Ratio	Pass	-
3.4	§2.1049	Occupied Bandwidth	Reporting only	-
3.5	§2.1051 §22.917 (a) §24.238 (a) §27.53 (g) §27.53 (h)	Conducted Band Edge Measurement (Band 2) (Band 4) (Band 5) (Band 17) (Band 66) (Band 71)	Pass	-
	§2.1051 §27.53 (m)(4)	Conducted Band Edge Measurement (Band 7) (Band 38) (Band 41)		
3.6	§2.1051 §22.917 (a) §24.238 (a) §27.53 (g) §27.53 (h)	Conducted Spurious Emission (Band 2) (Band 4) (Band 5) (Band 17) (Band 66) (Band 71)	Pass	-
	§2.1051 §27.53 (m)(4)	Conducted Spurious Emission (Band 7) (Band 38) (Band 41)		
3.7	§2.1055 §22.355 §24.235 §27.54	Frequency Stability Temperature & Voltage	Pass	-

Report Clause	Ref Std. Clause	Test Items	Result (PASS/FAIL)	Remark
4.2	§2.1053 §22.917 (a) §24.238 (a) §27.53 (g) §27.53 (h)	Radiated Spurious Emission (Band 2) (Band 4) (Band 5) (Band 17) (Band 66) (Band 71)	Pass	Under limit 8.37 dB at 7491.000 MHz
	§2.1051 §27.53 (m)(4)	Radiated Spurious Emission (Band 7) (Band 38) (Band 41)		

Declaration of Conformity:

1. The test results (PASS/FAIL) with all measurement uncertainty excluded are presented in accordance with the regulation limits or requirements declared by manufacturers.
   It's means measurement values may risk exceeding the limit of regulation standards, if measurement uncertainty is include in test results.
2. The measurement uncertainty please refer to this report "Uncertainty of Evaluation".

Comments and Explanations:

The product specifications of the EUT presented in the report are declared by the manufacturer who shall take full responsibility for the authenticity.

Reviewed by: Wei Chen

Report Producer: Lucy Wu

1 General Description

1.1 Product Feature of Equipment Under Test

Product Feature	
Equipment	Touch Computer
Brand Name	Zebra
Model Name	TC58B1
FCC ID	UZ7TC58B1
Sample 1	Lowell + Premium config
Sample 2	SE4720 + Base config
Sample 3	Lowell + Base config
EUT supports Radios application	GSM/EGPRS/WCDMA/HSPA/LTE/5G NR/NFC/GNSS WLAN 11a/b/g/n HT20/HT40 WLAN 11ac VHT20/VHT40/VHT80/VHT160 WLAN 11ax HE20/HE40/HE80/HE160 Bluetooth BR/EDR/LE
HW Version	EV3
SW Version	athena_A11_userdebug_GMS_RelKey_2022-02-22-2145_product_SE
MFD	26FEB22
EUT Stage	Identical Prototype

Remark: The EUT's information above is declared by manufacturer.

Specification of Accessories				
Adapter	**Brand Name**	Zebra	**Part Number**	PWR-WUA5V12W0US
Battery 1X	**Brand Name**	Zebra	**Part Number**	BT-000442-0020
Battery 1.5X	**Brand Name**	Zebra	**Part Number**	BT-000442-0820
USB TYPE A to TYPE C cable	**Brand Name**	Zebra	**Part Number**	CBL-TC5X-USBC2A-01
USB TYPE C to 3.5mm audio connector	**Brand Name**	Zebra	**Part Number**	ADP-USBC-35MM1-01
3.5mm Earphone	**Brand Name**	Zebra	**Part Number**	HDST-35MM-PTVP-01
USB TYPE C Earphone	**Brand Name**	Zebra	**Part Number**	HPST-USBC-PTT1-01
Headset Jumper	**Brand Name**	Zebra	**Part Number**	CBL-TC51-HDST35-01
Trigger Handle	**Brand Name**	Zebra	**Part Number**	TRG-NGTC5-ELEC-01
Soft Holster	**Brand Name**	Zebra	**Part Number**	SG-NGTC5TC7-HLSTR-01
TC53/TC58 RUGGED BOOT	**Brand Name**	Zebra	**Part Number**	SG-NGTC5EXO1-01

1.2 Product Specification of Equipment Under Test

Product Specification is subject to this standard	
Tx Frequency	LTE Band 2: 1850.7 MHz ~ 1909.3 MHz LTE Band 4: 1710.7 MHz ~ 1754.3 MHz LTE Band 5: 824.7 MHz ~ 848.3 MHz LTE Band 7: 2502.5 MHz ~ 2567.5 MHz LTE Band 17 : 706.5 MHz ~ 713.5 MHz LTE Band 38: 2572.5MHz ~ 2617.5MHz LTE Band 41: 2498.5 MHz ~ 2687.5 MHz LTE Band 66: 1710.7 MHz ~ 1779.3 MHz LTE Band 71: 665.5 MHz ~ 695.5 MHz
Rx Frequency	LTE Band 2: 1930.7 MHz ~ 1989.3 MHz LTE Band 4: 2110.7 MHz ~ 2154.3 MHz LTE Band 5: 869.7 MHz ~ 893.3 MHz LTE Band 7: 2622.5MHz ~ 2687.5 MHz LTE Band 17 : 736.5 MHz ~ 743.5 MHz LTE Band 38: 2572.5MHz ~ 2617.5MHz LTE Band 41: 2498.5 MHz ~ 2687.5 MHz LTE Band 66: 2110.7 MHz ~ 2199.3 MHz LTE Band 71: 619.5 MHz ~ 649.5 MHz
Bandwidth	LTE Band 2: 1.4MHz / 3MHz / 5MHz / 10MHz / 15MHz / 20MHz LTE Band 4: 1.4MHz / 3MHz / 5MHz / 10MHz / 15MHz / 20MHz LTE Band 5: 1.4MHz / 3MHz / 5MHz / 10MHz / 15MHz LTE Band 7: 5MHz/ 10MHz / 15MHz / 20MHz LTE Band 17 : 5MHz / 10MHz LTE Band 38: 5MHz / 10MHz / 15MHz / 20MHz LTE Band 41: 5MHz / 10MHz / 15MHz / 20MHz LTE Band 66: 1.4MHz / 3MHz / 5MHz / 10MHz / 15MHz / 20MHz LTE Band 71: 5MHz / 10MHz / 15MHz / 20MHz
Maximum Output Power to Antenna	**<Ant. 0>** LTE Band 17 : 23.15 dBm LTE Band 71 : 23.65 dBm **<Ant. 2>** LTE Band 2 : 24.47 dBm LTE Band 4 : 23.59 dBm LTE Band 66 : 23.94 dBm LTE Band 66B : 24.83 dBm LTE Band 66C : 24.53 dBm **<Ant. 4>** LTE Band 5 : 24.13 dBm LTE Band 5B : 24.65 dBm **<Ant. 6>** LTE Band 7 : 23.83 dBm LTE Band 7C : 25.03 dBm LTE Band 38 : 23.93 dBm LTE Band 38C : 24.50 dBm LTE Band 41 : 24.21 dBm LTE Band 41 : 26.12 dBm for HPUE LTE Band 41C : 24.97 dBm LTE Band 41C : 27.95 dBm for HPUE
Antenna Type	PIFA Antenna

Product Specification is subject to this standard	
Antenna Gain	**<Ant. 0>** LTE Band 17: 0.12 dBi LTE Band 71: -0.10 dBi **<Ant. 2>** LTE Band 2: 2.13 dBi LTE Band 4: 2.18 dBi LTE Band 66: 2.18 dBi **<Ant. 4>** LTE Band 5: -2.42 dBi **<Ant. 6>** LTE Band 7: -1.08 dBi LTE Band 38: -0.54 dBi LTE Band 41: -0.51 dBi **<Ant. 12>** LTE Band 7: 2.09 dBi
Type of Modulation	QPSK / 16QAM / 64QAM / 256QAM

Remark: The above EUT's information was declared by manufacturer. Please refer to Comments and Explanations in report summary.

1.3 Modification of EUT

No modifications are made to the EUT during all test items.

1.4 Emission Designator

LTE Band 2		QPSK			16QAM		
BW (MHz)	**Frequency Range (MHz)**	**Emission Designator (99%OBW)**	**Frequency Tolerance (ppm)**	**Maximum EIRP(W)**	**Emission Designator (99%OBW)**	**Frequency Tolerance (ppm)**	**Maximum EIRP(W)**
1.4	1850.7 ~ 1909.3	1M09G7D	-	0.4487	1M10W7D	-	0.3811
3	1851.5 ~ 1908.5	2M72G7D	-	0.4477	2M73W7D	-	0.3793
5	1852.5 ~ 1907.5	4M50G7D	-	0.4385	4M49W7D	-	0.3741
10	1855.0 ~ 1905.0	9M03G7D	0.0058	0.4426	8M99W7D	-	0.3750
15	1857.5 ~ 1902.5	13M5G7D	-	0.4426	13M4W7D	-	0.3767
20	1860.0 ~ 1900.0	17M9G7D	-	0.4571	17M9W7D	-	0.3819
LTE Band 2		**64QAM**			**256QAM**		
BW (MHz)	**Frequency Range (MHz)**	**Emission Designator (99%OBW)**	**Frequency Tolerance (ppm)**	**Maximum EIRP(W)**	**Emission Designator (99%OBW)**	**Frequency Tolerance (ppm)**	**Maximum EIRP(W)**
1.4	1850.7 ~ 1909.3	1M09W7D	-	0.2992	1M09W7D	-	0.1507
3	1851.5 ~ 1908.5	2M72W7D	-	0.3020	2M73W7D	-	0.1517
5	1852.5 ~ 1907.5	4M50W7D	-	0.2951	4M48W7D	-	0.1459
10	1855.0 ~ 1905.0	9M05W7D	-	0.2951	9M03W7D	-	0.1439
15	1857.5 ~ 1902.5	13M5W7D	-	0.3020	13M4W7D	-	0.1486
20	1860.0 ~ 1900.0	17M9W7D	-	0.2985	17M9W7D	-	0.1500

LTE Band 4		QPSK			16QAM		
BW (MHz)	Frequency Range (MHz)	Emission Designator (99%OBW)	Frequency Tolerance (ppm)	Maximum EIRP(W)	Emission Designator (99%OBW)	Frequency Tolerance (ppm)	Maximum EIRP(W)
1.4	1710.7 ~ 1754.3	1M10G7D	-	0.3767	1M10W7D	-	0.3170
3	1711.5 ~ 1753.5	2M72G7D	-	0.3648	2M73W7D	-	0.3097
5	1712.5 ~ 1752.5	4M49G7D	-	0.3767	4M49W7D	-	0.3192
10	1715.0 ~ 1750.0	9M03G7D	0.0081	0.3648	9M03W7D	-	0.3083
15	1717.5 ~ 1747.5	13M5G7D	-	0.3741	13M4W7D	-	0.3192
20	1720.0 ~ 1745.0	18M0G7D	-	0.3776	17M8W7D	-	0.3199
LTE Band 4		64QAM			256QAM		
BW (MHz)	Frequency Range (MHz)	Emission Designator (99%OBW)	Frequency Tolerance (ppm)	Maximum EIRP(W)	Emission Designator (99%OBW)	Frequency Tolerance (ppm)	Maximum EIRP(W)
1.4	1710.7 ~ 1754.3	1M09W7D	-	0.2333	1M09W7D	-	0.1528
3	1711.5 ~ 1753.5	2M73W7D	-	0.2239	2M73W7D	-	0.1486
5	1712.5 ~ 1752.5	4M48W7D	-	0.2280	4M49W7D	-	0.1514
10	1715.0 ~ 1750.0	8M99W7D	-	0.2244	9M05W7D	-	0.1500
15	1717.5 ~ 1747.5	13M5W7D	-	0.2323	13M5W7D	-	0.1538
20	1720.0 ~ 1745.0	17M9W7D	-	0.2307	17M9W7D	-	0.1531
LTE Band 5		QPSK			16QAM		
BW (MHz)	Frequency Range (MHz)	Emission Designator (99%OBW)	Frequency Tolerance (ppm)	Maximum ERP(W)	Emission Designator (99%OBW)	Frequency Tolerance (ppm)	Maximum ERP(W)
1.4	824.7 ~ 848.3	1M09G7D	-	0.0893	1M08W7D	-	0.0841
3	825.5 ~ 847.5	2M72G7D	-	0.0897	2M70W7D	-	0.0836
5	826.5 ~ 846.5	4M50G7D	-	0.0897	4M47W7D	-	0.0843
10	829.0 ~ 844.0	9M09G7D	0.0171	0.0904	8M97W7D	-	0.0855
LTE Band 5		64QAM			256QAM		
BW (MHz)	Frequency Range (MHz)	Emission Designator (99%OBW)	Frequency Tolerance (ppm)	Maximum ERP(W)	Emission Designator (99%OBW)	Frequency Tolerance (ppm)	Maximum ERP(W)
1.4	824.7 ~ 848.3	1M09W7D	-	0.0676	1M09W7D	-	0.0335
3	825.5 ~ 847.5	2M72W7D	-	0.0670	2M72W7D	-	0.0331
5	826.5 ~ 846.5	4M51W7D	-	0.0679	4M48W7D	-	0.0337
10	829.0 ~ 844.0	9M01W7D	-	0.0685	8M99W7D	-	0.0343

LTE Band 5B		QPSK		16QAM		64QAM		256QAM	
BW (MHz)	Frequency Range (MHz)	Emission Designator (99%OBW)	Maximum ERP(W)	Emission Designator (99%OBW)	Maximum ERP(W)	Emission Designator (99%OBW)	Maximum ERP(W)	Emission Designator (99%OBW)	Maximum ERP(W)
3+5	825.6 ~ 842.6	7M58G7D	0.1005	7M66W7D	0.0838	7M53W7D	0.0706	7M50W7D	0.0647
5+3	826.5 ~ 843.5	7M58G7D	0.0971	7M64W7D	0.0824	7M53W7D	0.0681	7M53W7D	0.0590
5+10	826.8 ~ 836.8	13M9G7D	0.0962	13M7W7D	0.0893	13M9W7D	0.0625	13M9W7D	0.0319
10+5	829.0 ~ 839.0	13M8G7D	0.1009	13M9W7D	0.0838	13M8W7D	0.0697	13M8W7D	0.0316
10+10	829.0 ~ 834.1	18M7G7D	0.1019	18M8W7D	0.0865	18M7W7D	0.0678	18M7W7D	0.0315

LTE Band 7		QPSK			16QAM		
BW (MHz)	Frequency Range (MHz)	Emission Designator (99%OBW)	Frequency Tolerance (ppm)	Maximum EIRP(W)	Emission Designator (99%OBW)	Frequency Tolerance (ppm)	Maximum EIRP(W)
5	2502.5 ~ 2567.5	4M48G7D	-	0.1828	4M47W7D	-	0.1510
10	2505.0 ~ 2565.0	9M05G7D	0.0072	0.1832	9M07W7D	-	0.1517
15	2507.5 ~ 2562.5	13M5G7D	-	0.1871	13M5W7D	-	0.1542
20	2510.0 ~ 2560.0	18M0G7D	-	0.1884	17M9W7D	-	0.1545

LTE Band 7		64QAM			256QAM		
BW (MHz)	Frequency Range (MHz)	Emission Designator (99%OBW)	Frequency Tolerance (ppm)	Maximum EIRP(W)	Emission Designator (99%OBW)	Frequency Tolerance (ppm)	Maximum EIRP(W)
5	2502.5 ~ 2567.5	4M54W7D	-	0.1191	4M49W7D	-	0.0569
10	2505.0 ~ 2565.0	9M05W7D	-	0.1208	9M05W7D	-	0.0574
15	2507.5 ~ 2562.5	13M4W7D	-	0.1225	13M5W7D	-	0.0578
20	2510.0 ~ 2560.0	17M9W7D	-	0.1230	17M9W7D	-	0.0582

LTE Band 7C		QPSK		16QAM		64QAM		256QAM	
BW (MHz)	Frequency Range (MHz)	Emission Designator (99%OBW)	Maximum EIRP(W)	Emission Designator (99%OBW)	Maximum EIRP(W)	Emission Designator (99%OBW)	Maximum EIRP(W)	Emission Designator (99%OBW)	Maximum EIRP(W)
10+20	2505.5 ~ 2545.6	28M3G7D	0.2460	28M1W7D	0.1932	28M0W7D	0.1596	28M1W7D	0.0851
15+10	2507.5 ~ 2552.7	23M4G7D	0.2339	23M7W7D	0.2153	23M6W7D	0.1309	23M4W7D	0.0774
15+15	2507.5 ~ 2547.5	28M7G7D	0.2404	28M5W7D	0.2148	28M6W7D	0.1803	28M7W7D	0.0826
15+20	2507.8 ~ 2542.9	32M8G7D	0.2410	32M9W7D	0.2188	33M0W7D	0.1726	33M0W7D	0.0975
20+10	2510.0 ~ 2550.1	28M1G7D	0.2483	28M2W7D	0.1941	28M1W7D	0.1607	28M0W7D	0.0855
20+15	2510.0 ~ 2545.1	32M9G7D	0.2460	32M9W7D	0.2223	32M6W7D	0.1690	33M1W7D	0.0805
20+20	2510.0 ~ 2540.2	38M4G7D	0.2323	38M0W7D	0.2168	38M0W7D	0.1380	37M7W7D	0.0782

LTE Band 17		QPSK			16QAM		
BW (MHz)	Frequency Range (MHz)	Emission Designator (99%OBW)	Frequency Tolerance (ppm)	Maximum ERP(W)	Emission Designator (99%OBW)	Frequency Tolerance (ppm)	Maximum ERP(W)
5	706.5 ~ 713.5	4M48G7D	-	0.1279	4M50W7D	-	0.1086
10	709.0 ~ 711.0	9M07G7D	0.0173	0.1294	9M05W7D	-	0.1086
LTE Band 17		64QAM			256QAM		
BW (MHz)	Frequency Range (MHz)	Emission Designator (99%OBW)	Frequency Tolerance (ppm)	Maximum ERP(W)	Emission Designator (99%OBW)	Frequency Tolerance (ppm)	Maximum ERP(W)
5	706.5 ~ 713.5	4M50W7D	-	0.0859	4M50W7D	-	0.0463
10	709.0 ~ 711.0	9M11W7D	-	0.0863	9M05W7D	-	0.0472
LTE Band 38		QPSK			16QAM		
BW (MHz)	Frequency Range (MHz)	Emission Designator (99%OBW)	Frequency Tolerance (ppm)	Maximum EIRP(W)	Emission Designator (99%OBW)	Frequency Tolerance (ppm)	Maximum EIRP(W)
5	2572.5 ~ 2617.5	4M51G7D	-	0.2158	4M50W7D	-	0.1706
10	2575.0 ~ 2615.0	9M07G7D	0.0051	0.2128	8M97W7D	-	0.1675
15	2577.5 ~ 2612.5	13M4G7D	-	0.2173	13M6W7D	-	0.1730
20	2580.0 ~ 2610.0	17M8G7D	-	0.2183	17M9W7D	-	0.1714
LTE Band 38		64QAM			256QAM		
BW (MHz)	Frequency Range (MHz)	Emission Designator (99%OBW)	Frequency Tolerance (ppm)	Maximum EIRP(W)	Emission Designator (99%OBW)	Frequency Tolerance (ppm)	Maximum EIRP(W)
5	2572.5 ~ 2617.5	4M51W7D	-	0.1288	4M47W7D	-	0.0708
10	2575.0 ~ 2615.0	9M07W7D	-	0.1268	9M03W7D	-	0.0703
15	2577.5 ~ 2612.5	13M5W7D	-	0.1288	13M5W7D	-	0.0716
20	2580.0 ~ 2610.0	17M8W7D	-	0.1300	17M9W7D	-	0.0710

LTE Band 38C		QPSK		16QAM		64QAM		256QAM	
BW (MHz)	Frequency Range (MHz)	Emission Designator (99%OBW)	Maximum EIRP(W)	Emission Designator (99%OBW)	Maximum EIRP(W)	Emission Designator (99%OBW)	Maximum EIRP(W)	Emission Designator (99%OBW)	Maximum EIRP(W)
15+15	2577.5 ~ 2597.5	28M6G7D	0.2477	28M9W7D	0.2234	28M5W7D	0.1663	28M4W7D	0.0857
20+20	2580.0 ~ 2590.2	37M8G7D	0.2489	37M6W7D	0.2244	37M5W7D	0.1648	37M3W7D	0.0863

LTE Band 41		QPSK			16QAM		
BW (MHz)	Frequency Range (MHz)	Emission Designator (99%OBW)	Frequency Tolerance (ppm)	Maximum EIRP(W)	Emission Designator (99%OBW)	Frequency Tolerance (ppm)	Maximum EIRP(W)
5	2498.5 ~ 2687.5	4M50G7D	-	0.2312	4M51W7D	-	0.1824
10	2501.0 ~ 2685.0	8M95G7D	0.0057	0.2339	8M99W7D	-	0.1841
15	2503.5 ~ 2682.5	13M4G7D	-	0.2344	13M4W7D	-	0.1824
20	2506.0 ~ 2680.0	17M9G7D	-	0.2317	17M9W7D	-	0.1841
LTE Band 41		64QAM			256QAM		
BW (MHz)	Frequency Range (MHz)	Emission Designator (99%OBW)	Frequency Tolerance (ppm)	Maximum EIRP(W)	Emission Designator (99%OBW)	Frequency Tolerance (ppm)	Maximum EIRP(W)
5	2498.5 ~ 2687.5	4M52W7D	-	0.1377	4M49W7D	-	0.0746
10	2501.0 ~ 2685.0	9M03W7D	-	0.1371	9M03W7D	-	0.0750
15	2503.5 ~ 2682.5	13M5W7D	-	0.1377	13M4W7D	-	0.0746
20	2506.0 ~ 2680.0	17M9W7D	-	0.1361	17M9W7D	-	0.0743
LTE Band 41 (HPUE)		QPSK			16QAM		
BW (MHz)	Frequency Range (MHz)	Emission Designator (99%OBW)	Frequency Tolerance (ppm)	Maximum EIRP(W)	Emission Designator (99%OBW)	Frequency Tolerance (ppm)	Maximum EIRP(W)
5	2498.5 ~ 2687.5	4M51G7D	-	0.3540	4M48W7D	-	0.3451
10	2501.0 ~ 2685.0	9M01G7D	0.0067	0.3565	9M07W7D	-	0.3443
15	2503.5 ~ 2682.5	13M6G7D	-	0.3581	13M5W7D	-	0.3516
20	2506.0 ~ 2680.0	17M9G7D	-	0.3639	17M9W7D	-	0.3540
LTE Band 41 (HPUE)		64QAM			256QAM		
BW (MHz)	Frequency Range (MHz)	Emission Designator (99%OBW)	Frequency Tolerance (ppm)	Maximum EIRP(W)	Emission Designator (99%OBW)	Frequency Tolerance (ppm)	Maximum EIRP(W)
5	2498.5 ~ 2687.5	4M51W7D	-	0.2594	4M48W7D	-	0.1334
10	2501.0 ~ 2685.0	9M01W7D	-	0.2618	9M03W7D	-	0.1337
15	2503.5 ~ 2682.5	13M4W7D	-	0.2655	13M5W7D	-	0.1340
20	2506.0 ~ 2680.0	17M9W7D	-	0.2673	17M9W7D	-	0.1368

LTE Band 41C		QPSK		16QAM		64QAM		256QAM	
BW (MHz)	Frequency Range (MHz)	Emission Designator (99%OBW)	Maximum EIRP(W)	Emission Designator (99%OBW)	Maximum EIRP(W)	Emission Designator (99%OBW)	Maximum EIRP(W)	Emission Designator (99%OBW)	Maximum EIRP(W)
5+20	2499.3 ~ 2668.3	23M3G7D	0.2793	23M0W7D	0.2506	23M3W7D	0.1820	22M9W7D	0.0891
10+15	2501.3 ~ 2670.5	23M2G7D	0.2767	23M3W7D	0.2483	23M2W7D	0.1782	23M0W7D	0.0887
10+20	2501.5 ~ 2665.6	28M0G7D	0.2773	27M8W7D	0.2477	28M1W7D	0.1816	27M9W7D	0.0893
15+10	2503.5 ~ 2672.7	23M1G7D	0.2742	23M2W7D	0.2432	23M3W7D	0.1778	23M3W7D	0.0877
15+15	2503.5 ~ 2667.5	28M6G7D	0.2564	28M4W7D	0.2323	28M4W7D	0.1718	28M7W7D	0.0885
15+20	2503.8 ~ 2662.9	32M7G7D	0.2564	32M7W7D	0.2393	32M7W7D	0.1690	32M6W7D	0.0931
20+5	2506.0 ~ 2675.0	23M1G7D	0.2761	23M3W7D	0.2483	23M1W7D	0.1875	23M3W7D	0.0912
20+10	2506.0 ~ 2670.1	28M2G7D	0.2754	27M8W7D	0.2477	27M9W7D	0.1854	27M8W7D	0.0902
20+15	2506.0 ~ 2665.1	32M7G7D	0.2564	32M7W7D	0.2333	32M8W7D	0.1758	32M6W7D	0.0902
20+20	2506.0 ~ 2660.2	37M8G7D	0.2570	37M0W7D	0.2360	37M6W7D	0.1750	37M6W7D	0.0904
LTE Band 41C (HPUE)		QPSK		16QAM		64QAM		256QAM	
BW (MHz)	Frequency Range (MHz)	Emission Designator (99%OBW)	Maximum EIRP(W)	Emission Designator (99%OBW)	Maximum EIRP(W)	Emission Designator (99%OBW)	Maximum EIRP(W)	Emission Designator (99%OBW)	Maximum EIRP(W)
5+20	2499.3 ~ 2668.3	23M5G7D	0.5546	23M2W7D	0.4560	22M9W7D	0.3436	22M9W7D	0.2000
10+15	2501.3 ~ 2670.5	23M4G7D	0.5433	23M4W7D	0.4498	23M5W7D	0.3532	23M3W7D	0.2023
10+20	2501.5 ~ 2665.6	27M8G7D	0.5433	27M9W7D	0.4550	27M9W7D	0.3499	28M1W7D	0.2042
15+10	2503.5 ~ 2672.7	23M5G7D	0.5370	23M3W7D	0.4467	23M4W7D	0.3548	23M4W7D	0.1968
15+15	2503.5 ~ 2667.5	28M5G7D	0.5284	28M5W7D	0.4457	28M6W7D	0.3483	28M2W7D	0.2014
15+20	2503.8 ~ 2662.9	32M9G7D	0.5260	32M7W7D	0.4426	32M7W7D	0.3499	32M6W7D	0.2032
20+5	2506.0 ~ 2675.0	23M2G7D	0.5445	23M3W7D	0.4560	23M4W7D	0.3631	23M4W7D	0.1972
20+10	2506.0 ~ 2670.1	28M1G7D	0.5358	28M2W7D	0.4345	28M1W7D	0.3581	28M1W7D	0.1986
20+15	2506.0 ~ 2665.1	32M7G7D	0.5309	32M9W7D	0.4305	32M9W7D	0.3573	32M7W7D	0.1982
20+20	2506.0 ~ 2660.2	37M5G7D	0.5236	37M7W7D	0.4436	37M6W7D	0.3499	37M3W7D	0.2033

LTE Band 66		QPSK			16QAM		
BW (MHz)	Frequency Range (MHz)	Emission Designator (99%OBW)	Frequency Tolerance (ppm)	Maximum EIRP(W)	Emission Designator (99%OBW)	Frequency Tolerance (ppm)	Maximum EIRP(W)
1.4	1710.7 ~ 1779.3	1M09G7D	-	0.4027	1M08W7D	-	0.3631
3	1711.5 ~ 1778.5	2M70G7D	-	0.4074	2M72W7D	-	0.3614
5	1712.5 ~ 1777.5	4M49G7D	-	0.4064	4M48W7D	-	0.3565
10	1715.0 ~ 1775.0	9M05G7D	0.0050	0.4055	9M05W7D	-	0.3631
15	1717.5 ~ 1772.5	13M4G7D	-	0.4036	13M5W7D	-	0.3597
20	1720.0 ~ 1770.0	17M9G7D	-	0.4093	17M9W7D	-	0.3548

LTE Band 66		64QAM			256QAM		
BW (MHz)	Frequency Range (MHz)	Emission Designator (99%OBW)	Frequency Tolerance (ppm)	Maximum EIRP(W)	Emission Designator (99%OBW)	Frequency Tolerance (ppm)	Maximum EIRP(W)
1.4	1710.7 ~ 1779.3	1M09W7D	-	0.2443	1M09W7D	-	0.1542
3	1711.5 ~ 1778.5	2M75W7D	-	0.2438	2M73W7D	-	0.1542
5	1712.5 ~ 1777.5	4M49W7D	-	0.2483	4M50W7D	-	0.1542
10	1715.0 ~ 1775.0	8M99W7D	-	0.2404	9M03W7D	-	0.1542
15	1717.5 ~ 1772.5	13M4W7D	-	0.2404	13M5W7D	-	0.1542
20	1720.0 ~ 1770.0	17M9W7D	-	0.2427	17M9W7D	-	0.1535

LTE Band 66B		QPSK		16QAM		64QAM		256QAM	
BW (MHz)	Frequency Range (MHz)	Emission Designator (99%OBW)	Maximum EIRP(W)	Emission Designator (99%OBW)	Maximum EIRP(W)	Emission Designator (99%OBW)	Maximum EIRP(W)	Emission Designator (99%OBW)	Maximum EIRP(W)
5+5	1712.5 ~ 1772.7	9M43G7D	0.4477	9M25W7D	0.3981	9M37W7D	0.2344	9M29W7D	0.1734
5+10	1712.8 ~1767.8	13M9G7D	0.4395	13M9W7D	0.4169	13M9W7D	0.2553	13M8W7D	0.1641
5+15	1713.0 ~1763.2	18M2G7D	0.5023	18M0W7D	0.4498	18M2W7D	0.3148	18M0W7D	0.1656
10+5	1715.0 ~1770.0	14M0G7D	0.4571	13M9W7D	0.4064	13M9W7D	0.2477	13M9W7D	0.1648
10+10	1715.0 ~1765.1	18M9G7D	0.4335	18M6W7D	0.4130	18M7W7D	0.2559	18M8W7D	0.1656
15+5	1717.5 ~1767.7	18M3G7D	0.4943	18M2W7D	0.4345	18M1W7D	0.2564	18M1W7D	0.1633

LTE Band 66C		QPSK		16QAM		64QAM		256QAM	
BW (MHz)	Frequency Range (MHz)	Emission Designator (99%OBW)	Maximum EIRP(W)	Emission Designator (99%OBW)	Maximum EIRP(W)	Emission Designator (99%OBW)	Maximum EIRP(W)	Emission Designator (99%OBW)	Maximum EIRP(W)
5+20	1713.3 ~1758.3	23M3G7D	0.4571	23M3W7D	0.4305	23M2W7D	0.2761	22M9W7D	0.1596
10+15	1715.3 ~1760.5	23M4G7D	0.4550	23M3W7D	0.3972	23M2W7D	0.3170	23M3W7D	0.1419
10+20	1715.5 ~1755.6	28M3G7D	0.4688	27M6W7D	0.4046	27M9W7D	0.2582	27M6W7D	0.1581
15+10	1717.5 ~1762.7	23M6G7D	0.4385	23M6W7D	0.3864	23M5W7D	0.3069	23M5W7D	0.1607
15+15	1717.5 ~1757.5	28M4G7D	0.4571	28M3W7D	0.3890	28M5W7D	0.3133	28M2W7D	0.1531
15+20	1717.8 ~1752.9	32M7G7D	0.4395	32M9W7D	0.3882	32M7W7D	0.2582	32M5W7D	0.1596
20+5	1720.0 ~1765.0	23M1G7D	0.4508	23M1W7D	0.3793	23M2W7D	0.3055	23M2W7D	0.1585
20+10	1720.0 ~1760.1	28M1G7D	0.4539	28M0W7D	0.3917	28M1W7D	0.3133	27M9W7D	0.1528
20+15	1720.0 ~1755.1	32M9G7D	0.4416	32M7W7D	0.3917	32M7W7D	0.3076	32M5W7D	0.1466
20+20	1720.0 ~1750.2	37M7G7D	0.4385	37M7W7D	0.3890	37M5W7D	0.3013	37M6W7D	0.1607

LTE Band 71		QPSK			16QAM		
BW (MHz)	Frequency Range (MHz)	Emission Designator (99%OBW)	Frequency Tolerance (ppm)	Maximum ERP(W)	Emission Designator (99%OBW)	Frequency Tolerance (ppm)	Maximum ERP(W)
5	665.5 ~ 695.5	4M49G7D	-	0.1358	4M49W7D	-	0.1146
10	668.0 ~ 693.0	9M07G7D	0.0229	0.1361	9M01W7D	-	0.1156
15	670.5 ~ 690.5	13M4G7D	-	0.1365	13M5W7D	-	0.1156
20	673.0 ~ 688.0	17M9G7D	-	0.1380	17M9W7D	-	0.1178

LTE Band 71		64QAM			256QAM		
BW (MHz)	Frequency Range (MHz)	Emission Designator (99%OBW)	Frequency Tolerance (ppm)	Maximum ERP(W)	Emission Designator (99%OBW)	Frequency Tolerance (ppm)	Maximum ERP(W)
5	665.5 ~ 695.5	4M49W7D	-	0.0906	4M50W7D	-	0.0497
10	668.0 ~ 693.0	9M01W7D	-	0.0910	9M01W7D	-	0.0500
15	670.5 ~ 690.5	13M4W7D	-	0.0925	13M4W7D	-	0.0501
20	673.0 ~ 688.0	17M9W7D	-	0.0931	17M8W7D	-	0.0508

1.5 Testing Location

Test Site	Sporton International Inc. EMC & Wireless Communications Laboratory
Test Site Location	No.52, Huaya 1st Rd., Guishan Dist., Taoyuan City 333, Taiwan (R.O.C.) TEL: +886-3-327-3456 FAX: +886-3-328-4978
Test Site No.	**Sporton Site No.**
	TH03-HY
Test Engineer	HaoEn Zhang
Temperature (℃)	21.5~23.6
Relative Humidity (%)	50.6~54.5

Test Site	Sporton International Inc. Wensan Laboratory
Test Site Location	No.58, Aly. 75, Ln. 564, Wenhua 3rd, Rd., Guishan Dist., Taoyuan City 333010, Taiwan (R.O.C.) TEL: +886-3-327-0868 FAX: +886-3-327-0855
Test Site No.	**Sporton Site No.**
	03CH13-HY (TAF Code: 3786)
Test Engineer	Rain Lee, Jacky Hong and Peter Liao
Temperature (℃)	20~25
Relative Humidity (%)	50~60
Remark	The Radiated Spurious Emission test item subcontracted to Sporton International Inc. EMC & Wireless Communications Laboratory.

Note: The test site complies with ANSI C63.4 2014 requirement.

FCC Designation No.: TW1190 and TW3786

1.6 Applicable Standards

According to the specifications of the manufacturer, the EUT must comply with the requirements of the following standards:

- ANSI C63.26-2015
- ANSI / TIA-603-E
- FCC 47 CFR Part 2, 22(H), 24(E), 27
- FCC KDB 971168 D01 Power Meas. License Digital Systems v03r01
- FCC KDB 412172 D01 Determining ERP and EIRP v01r01
- FCC KDB 414788 D01 Radiated Test Site v01r01.

Remark:

1. All test items were verified and recorded according to the standards and without any deviation during the test.
2. This EUT has also been tested and complied with the requirements of FCC Part 15, Subpart B, recorded in a separate test report.
3. The TAF code is not including all the FCC KDB listed without accreditation.

2 Test Configuration of Equipment Under Test

2.1 Test Mode

Antenna port conducted and radiated test items listed below are performed according to KDB 971168 D01 Power Meas. License Digital Systems v03r01 with maximum output power.

For radiated measurement, the measured emission level of the EUT was maximized by rotating the EUT on a turntable, adjusting the orientation of the EUT and EUT antenna in three orthogonal axis (X: flat, Y: portrait, Z: landscape), and adjusting the measurement antenna orientation, following C63.26 exploratory test procedures and find X Plane for LTE Band 2, 41, 66B and 66C; Y Plane for LTE Band 7, 7C, 17 and 41_HPUE; Z Plane for LTE Band 5, 5B, 38C, 41C, 66 and 71 as worst plane.

Test Items	Band	Bandwidth (MHz)						Modulation				RB #			Test Channel		
		1.4	3	5	10	15	20	QPSK	16QAM	64QAM	256 QAM	1	Half	Full	L	M	H
Max. Output Power	2	v	v	v	v	v	v	v	v	v	v	v	v	v	v	v	v
	4	v	v	v	v	v	v	v	v	v	v	v	v	v	v	v	v
	5	v	v	v	v	-	-	v	v	v	v	v	v	v	v	v	v
	7	-	-	v	v	v	v	v	v	v	v	v	v	v	v	v	v
	17	-	-	v	v	-	-	v	v	v	v	v	v	v	v	v	v
	38	-	-	v	v	v	v	v	v	v	v	v	v	v	v	v	v
	41	-	-	v	v	v	v	v	v	v	v	v	v	v	v	v	v
	66	v	v	v	v	v	v	v	v	v	v	v	v	v	v	v	v
	71	-	-	v	v	v	v	v	v	v	v	v	v	v	v	v	v
Peak-to-Average Ratio	2						v	v	v	v	v			v		v	
	4						v	v	v	v	v			v		v	
	5				v	-	-	v	v	v	v			v		v	
	7	-	-				v	v	v	v	v			v		v	
	17	-	-		v	-	-	v	v	v	v			v		v	
	38	-	-				v	v	v	v	v			v		v	
	41	-	-				v	v	v	v	v			v		v	
	66						v	v	v	v	v			v		v	
	71						v	v	v	v	v			v		v	

Test Items	Band	Bandwidth (MHz)						Modulation				RB #			Test Channel		
		1.4	3	5	10	15	20	QPSK	16QAM	64QAM	256 QAM	1	Half	Full	L	M	H
26dB and 99% Bandwidth	2	v	v	v	v	v	v	v	v	v	v			v		v	
	4	v	v	v	v	v	v	v	v	v	v			v		v	
	5	v	v	v	v	-	-	v	v	v	v			v		v	
	7	-	-	v	v	v	v	v	v	v	v			v		v	
	17	-	-	v	v	-	-	v	v	v	v			v		v	
	38	-	-	v	v	v	v	v	v	v	v			v		v	
	41	-	-	v	v	v	v	v	v	v	v			v		v	
	66	v	v	v	v	v	v	v	v	v	v			v		v	
	71	-	-	v	v	v	v	v	v	v	v			v		v	
Conducted Band Edge	2	v	v	v	v	v	v	v	v	v	v	v		v	v		v
	4	v	v	v	v	v	v	v	v	v	v	v		v	v		v
	5	v	v	v	v	-	-	v	v	v	v	v		v	v		v
	7	-	-	v	v	v	v	v	v	v	v	v		v	v		v
	17	-	-	v	v	-	-	v	v	v	v	v		v	v		v
	38	-	-	v	v	v	v	v	v	v	v	v		v	v		v
	41	-	-	v	v	v	v	v	v	v	v	v		v	v		v
	66	v	v	v	v	v	v	v	v	v	v	v		v	v		v
	71	-	-	v	v	v	v	v	v	v	v	v		v	v		v
Conducted Spurious Emission	2	v	v	v	v	v	v	v				v			v	v	v
	4	v	v	v	v	v	v	v				v			v	v	v
	5	v	v	v	v	-	-	v				v			v	v	v
	7	-	-	v	v	v	v	v				v			v	v	v
	17	-	-	v	v	-	-	v				v			v	v	v
	38	-	-	v	v	v	v	v				v			v	v	v
	41	-	-	v	v	v	v	v				v			v	v	v
	66	v	v	v	v	v	v	v				v			v	v	v
	71	-	-	v	v	v	v	v				v			v	v	v

Test Items	Band	Bandwidth (MHz)						Modulation				RB #			Test Channel		
		1.4	3	5	10	15	20	QPSK	16QAM	64QAM	256 QAM	1	Half	Full	L	M	H
Frequency Stability	2				v			v						v		v	
	4				v			v						v		v	
	5				v	-	-	v						v		v	
	7	-	-		v			v						v		v	
	17	-	-		v	-	-	v						v		v	
	38	-	-		v			v						v		v	
	41	-	-		v			v						v		v	
	66				v			v						v		v	
	71	-	-		v			v						v		v	
E.R.P / E.I.R.P	2	v	v	v	v	v	v	v	v	v	v	Max. Power					
	4	v	v	v	v	v	v	v	v	v	v						
	5	v	v	v	v	-	-	v	v	v	v						
	7	-	-	v	v	v	v	v	v	v	v						
	17	-	-	v	v	-	-	v	v	v	v						
	38	-	-	v	v	v	v	v	v	v	v						
	41	-	-	v	v	v	v	v	v	v	v						
	66	v	v	v	v	v	v	v	v	v	v						
	71	-	-	v	v	v	v	v	v	v	v						
Radiated Spurious Emission	2	Worst Case													v	v	v
	4	Covered by Band 66															
	5	Worst Case													v	v	v
	7	Worst Case													v	v	v
	17	Worst Case													v	v	v
	38	Covered by Band 41															
	41	Worst Case													v	v	v
	66	Worst Case													v	v	v
	71	Worst Case													v	v	v

Remark

1. The mark "**v** " means that this configuration is chosen for testing
2. The mark "-" means that this bandwidth is not supported.
3. The device is investigated from 30MHz to 10 times of fundamental signal for radiated spurious emission test under different RB size/offset and modulations in exploratory test. Subsequently, only the worst case emissions are reported.
4. All the radiated test cases were performed with Battery 1X and Sample 2.
5. Wider operating range bandwidth covers narrower one when the power is higher or the same.

Test Items	Band	Bandwidth (MHz)					Modulation				RB #			Test Channel		
		3+5	5+3	5+10	10+5	10+10	QPSK	16QAM	64QAM	256QAM	1	Half	Full	L	M	H
Max. Output Power	5_CA	v	v	v	v	v	v	v	v	v	v		v	v	v	v
26dB and 99% Bandwidth	5_CA	v	v	v	v	v	v	v	v	v			v		v	
Conducted Band Edge	5_CA	v	v	v	v	v	v	v	v	v	v		v	v		v
Conducted Spurious Emission	5_CA	v	v	v	v	v	v				v			v	v	v
E.R.P.	5_CA	v	v	v	v	v	v	v	v	v	Max. Power					
Radiated Spurious Emission	5_CA	Worst Case												v	v	v
Remark	1. The mark "**v** " means that this configuration is chosen for testing 2. The mark "-" means that this bandwidth is not supported. 3. The device is investigated from 30MHz to 10 times of fundamental signal for radiated spurious emission test under different RB size/offset and modulations in exploratory test. Subsequently, only the worst case emissions are reported. 4. All the radiated test cases were performed with Battery 1X and Sample 2															

Test Items	Band	Bandwidth (MHz)						Modulation				RB #			Test Channel		
		5+5	5+10	10+5	5+15	15+5	10+10	QPSK	16QAM	64QAM	256QAM	1	Half	Full	L	M	H
Max. Output Power	66B_CA	v	v	v	v	v	v	v	v	v	v	v		v	v	v	v
26dB and 99% Bandwidth	66B_CA	v	v	v	v	v	v	v	v	v	v			v		v	
Conducted Band Edge	66B_CA	v	v	v	v	v	v	v	v	v	v	v		v	v		v
Conducted Spurious Emission	66B_CA	v	v	v	v	v	v	v				v			v	v	v
E.I.R.P.	66B_CA	v	v	v	v	v	v	v	v	v	v	Max. Power					
Radiated Spurious Emission	66B_CA	Worst Case													v	v	v
Remark	1. The mark "**v** " means that this configuration is chosen for testing 2. The mark "-" means that this bandwidth is not supported. 3. The device is investigated from 30MHz to 10 times of fundamental signal for radiated spurious emission test under different RB size/offset and modulations in exploratory test. Subsequently, only the worst case emissions are reported. 4. All the radiated test cases were performed with Battery 1X and Sample 2															

Test Items	Band	Bandwidth (MHz)										Modulation				RB #			Test Channel		
		20+20	20+15	15+20	20+10	10+20	20+5	5+20	15+15	15+10	10+15	QPSK	16QAM	64QAM	256QAM	1	Half	Full	L	M	H
Max. Output Power	7C_CA	v	v	v	v	v	-	-	v	v	-	v	v	v	v	v		v	v	v	v
	38C_CA	v	-	-	-	-	-	-	v	-	-	v	v	v	v	v		v	v	v	v
	41C_CA	v	v	v	v	v	v	v	v	v	v	v	v	v	v	v		v	v	v	v
	66C_CA	v	v	v	v	v	v	v	v	v	v	v	v	v	v	v		v	v	v	v
26dB and 99% Bandwidth	7_CA	v	v	v	v	v	-	-	v	v	-	v	v	v	v			v		v	
	38_CA	v	-	-	-	-	-	-	v	-	-	v	v	v	v			v		v	
	41_CA	v	v	v	v	v	v	v	v	v	v	v	v	v	v			v		v	
	66C_CA	v	v	v	v	v	v	v	v	v	v	v	v	v	v			v		v	
Conducted Band Edge	7_CA	v	v	v	v	v	-	-	v	v	-	v	v	v	v	v		v	v		v
	38_CA	v	-	-	-	-	-	-	v	-	-	v	v	v	v	v		v	v		v
	41_CA	v	v	v	v	v	v	v	v	v	v	v	v	v	v	v		v	v		v
	66C_CA	v	v	v	v	v	v	v	v	v	v	v	v	v	v	v		v	v		v
Conducted Spurious Emission	7_CA	v	v	v	v	v	-	-	v	v	-	v				v			v	v	v
	38_CA	v	-	-	-	-	-	-	v	-	-	v				v			v	v	v
	41_CA	v	v	v	v	v	v	v	v	v	v	v				v			v	v	v
	66C_CA	v	v	v	v	v	v	v	v	v	v	v				v			v	v	v
E.I.R.P.	7_CA	v	v	v	v	v	-	-	v	v	-	v	v	v	v	Max. Power					
	38_CA	v	-	-	-	-	-	-	v	-	-	v	v	v	v						
	41_CA	v	v	v	v	v	v	v	v	v	v	v	v	v	v						
	66C_CA	v	v	v	v	v	v	v	v	v	v	v	v	v	v						
Radiated Spurious Emission	7_CA	Worst Case																	v	v	v
	38_CA	Worst Case																	v	v	v
	41_CA	Worst Case																	v	v	v
	66C_CA	Worst Case																	v	v	v
Remark	1. The mark "**v** " means that this configuration is chosen for testing 2. The mark "-" means that this bandwidth is not supported. 3. The device is investigated from 30MHz to 10 times of fundamental signal for radiated spurious emission test under different RB size/offset and modulations in exploratory test. Subsequently, only the worst case emissions are reported. 4. All the radiated test cases were performed with Battery 1X and Sample 2																				

2.2 Connection Diagram of Test System

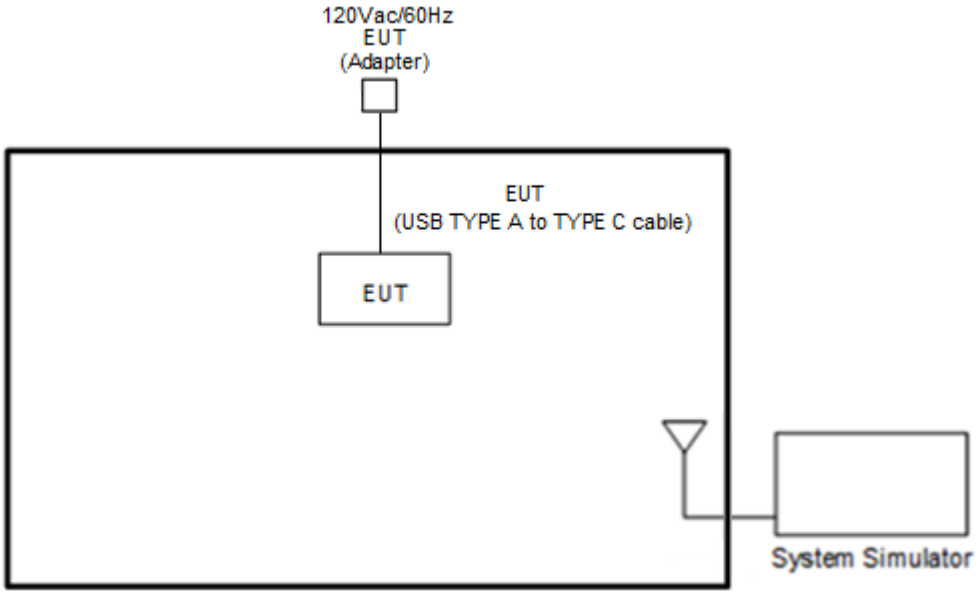

2.3 Support Unit used in test configuration and system

Item	Equipment	Brand Name	Model No.	FCC ID	Data Cable	Power Cord
1.	System Simulator	Anritsu	MT8820C	N/A	N/A	Unshielded, 1.8 m
2.	System Simulator	Anritsu	MT8821C	N/A	N/A	Unshielded, 1.8 m
3.	System Simulator	Anritsu	MT8000A	N/A	N/A	Unshielded, 1.8 m

2.4 Measurement Results Explanation Example

For all conducted test items:

The offset level is set in the spectrum analyzer to compensate the RF cable loss and attenuator factor between EUT conducted output port and spectrum analyzer. With the offset compensation, the spectrum analyzer reading level is exactly the EUT RF output level.

The spectrum analyzer offset is derived from RF cable loss and attenuator factor.

Offset = RF cable loss + attenuator factor.

Following shows an offset computation example with cable loss 4.2 dB and 10dB attenuator.

Example :

Offset(dB) = RF cable loss(dB) + attenuator factor(dB).

= 4.2 + 10 = 14.2 (dB)

2.5 Frequency List of Low/Middle/High Channels

LTE Band 2 Channel and Frequency List				
BW [MHz]	**Channel/Frequency(MHz)**	**Lowest**	**Middle**	**Highest**
20	Channel	18700	18900	19100
	Frequency	1860	1880	1900
15	Channel	18675	18900	19125
	Frequency	1857.5	1880	1902.5
10	Channel	18650	18900	19150
	Frequency	1855	1880	1905
5	Channel	18625	18900	19175
	Frequency	1852.5	1880	1907.5
3	Channel	18615	18900	19185
	Frequency	1851.5	1880	1908.5
1.4	Channel	18607	18900	19193
	Frequency	1850.7	1880	1909.3

LTE Band 4 Channel and Frequency List				
BW [MHz]	**Channel/Frequency(MHz)**	**Lowest**	**Middle**	**Highest**
20	Channel	20050	20175	20300
	Frequency	1720	1732.5	1745
15	Channel	20025	20175	20325
	Frequency	1717.5	1732.5	1747.5
10	Channel	20000	20175	20350
	Frequency	1715	1732.5	1750
5	Channel	19975	20175	20375
	Frequency	1712.5	1732.5	1752.5
3	Channel	19965	20175	20385
	Frequency	1711.5	1732.5	1753.5
1.4	Channel	19957	20175	20393
	Frequency	1710.7	1732.5	1754.3

LTE Band 5 Channel and Frequency List				
BW [MHz]	Channel/Frequency(MHz)	Lowest	Middle	Highest
10	Channel	20450	20525	20600
	Frequency	829	836.5	844
5	Channel	20425	20525	20625
	Frequency	826.5	836.5	846.5
3	Channel	20415	20525	20635
	Frequency	825.5	836.5	847.5
1.4	Channel	20407	20525	20643
	Frequency	824.7	836.5	848.3

LTE Band 7 Channel and Frequency List				
BW [MHz]	Channel/Frequency(MHz)	Lowest	Middle	Highest
20	Channel	20850	21100	21350
	Frequency	2510	2535	2560
15	Channel	20825	21100	21375
	Frequency	2507.5	2535	2562.5
10	Channel	20800	21100	21400
	Frequency	2505	2535	2565
5	Channel	20775	21100	21425
	Frequency	2502.5	2535	2567.5

LTE Band 17 Channel and Frequency List				
BW [MHz]	Channel/Frequency(MHz)	Lowest	Middle	Highest
10	Channel	23780	23790	23800
	Frequency	709	710	711
5	Channel	23755	23790	23825
	Frequency	706.5	710	713.5

LTE Band 38 Channel and Frequency List				
BW [MHz]	Channel/Frequency(MHz)	Lowest	Middle	Highest
20	Channel	37850	38000	38150
	Frequency	2580.0	2595.0	2610.0
15	Channel	37825	38000	38175
	Frequency	2577.5	2595.0	2612.5
10	Channel	37800	38000	38200
	Frequency	2575.0	2595.0	2615.0
5	Channel	37775	38000	38225
	Frequency	2572.5	2595.0	2617.5

LTE Band 41 Channel and Frequency List				
BW [MHz]	Channel/Frequency(MHz)	Lowest	Middle	Highest
20	Channel	39750	40620	41490
	Frequency	2506.0	2593.0	2680.0
15	Channel	39725	40620	41515
	Frequency	2503.5	2593.0	2682.5
10	Channel	39700	40620	41540
	Frequency	2501.0	2593.0	2685.0
5	Channel	39675	40620	41565
	Frequency	2498.5	2593.0	2687.5

LTE Band 66 Channel and Frequency List				
BW [MHz]	Channel/Frequency(MHz)	Lowest	Middle	Highest
20	Channel	132072	132322	132572
	Frequency	1720	1745	1770
15	Channel	132047	132322	132597
	Frequency	1717.5	1745	1772.5
10	Channel	132022	132322	132622
	Frequency	1715	1745	1775
5	Channel	131997	132322	132647
	Frequency	1712.5	1745	1777.5
3	Channel	131987	132322	132657
	Frequency	1711.5	1745	1778.5
1.4	Channel	131979	132322	132665
	Frequency	1710.7	1745	1779.3

LTE Band 71 Channel and Frequency List				
BW [MHz]	Channel/Frequency(MHz)	Lowest	Middle	Highest
20	Channel	133222	133297	133372
	Frequency	673.0	680.5	688.0
15	Channel	133197	133297	133397
	Frequency	670.5	680.5	690.5
10	Channel	133172	133297	133422
	Frequency	668.0	680.5	693.0
5	Channel	133147	133297	133447
	Frequency	665.5	680.5	695.5

LTE Band 5B Channel and Frequency List_CA					
BW [MHz]	Channel/Frequency(MHz)		Lowest	Middle	Highest
3 + 5	PCC	Channel	20416	20501	20586
		Frequency	825.6	834.1	842.6
	SCC	Channel	20455	20540	20575
		Frequency	829.5	838	841.5
5 + 3	PCC	Channel	20425	20510	20595
		Frequency	826.5	835	843.5
	SCC	Channel	20464	20549	20634
		Frequency	830.4	838.9	847.4
5 + 10	PCC	Channel	20428	20478	20528
		Frequency	826.8	831.8	836.8
	SCC	Channel	20500	20550	20600
		Frequency	834.0	839.0	844.0
10 + 5	PCC	Channel	20450	20500	20550
		Frequency	829.0	834.0	839.0
	SCC	Channel	20522	20572	20622
		Frequency	836.2	841.2	846.2
10 + 10	PCC	Channel	20450	20476	20501
		Frequency	829.0	831.6	834.1
	SCC	Channel	20549	20575	20600
		Frequency	838.9	841.5	844.0

LTE Band 7C Channel and Frequency List_CA					
BW [MHz]	Channel/Frequency(MHz)		Lowest	Middle	Highest
20 + 20	PCC	Channel	20850	21001	21152
		Frequency	2510.0	2525.1	2540.2
	SCC	Channel	21048	21199	21350
		Frequency	2529.8	2544.9	2560.0
20 + 15	PCC	Channel	20850	21026	21201
		Frequency	2510.0	2527.6	2545.1
	SCC	Channel	21021	21197	21372
		Frequency	2527.1	2544.7	2562.2
15 + 20	PCC	Channel	20828	21003	21179
		Frequency	2507.8	2525.3	2542.9
	SCC	Channel	20999	21174	21350
		Frequency	2524.9	2542.4	2560.0
20 + 10	PCC	Channel	20850	21051	21251
		Frequency	2510.0	2530.1	2550.1
	SCC	Channel	20994	21195	21395
		Frequency	2524.4	2544.5	2564.5
10 + 20	PCC	Channel	20805	21006	21206
		Frequency	2505.5	2525.6	2545.6
	SCC	Channel	20949	21150	21350
		Frequency	2519.9	2540.0	2560.0
15 + 15	PCC	Channel	20825	21025	21225
		Frequency	2507.5	2527.5	2547.5
	SCC	Channel	20975	21175	21375
		Frequency	2522.5	2542.5	2562.5
15 + 10	PCC	Channel	20825	21051	21277
		Frequency	2507.5	2530.1	2552.7
	SCC	Channel	20945	21171	21397
		Frequency	2519.5	2542.1	2564.7

LTE Band 38C Channel and Frequency List					
BW [MHz]	Channel/Frequency(MHz)		Lowest	Middle	Highest
20 + 20	PCC	Channel	37850	37901	37952
		Frequency	2580.0	2585.1	2590.2
	SCC	Channel	38048	38099	38150
		Frequency	2599.8	2604.9	2610.0
15+ 15	PCC	Channel	37825	37925	38025
		Frequency	2577.5	2587.5	2597.5
	SCC	Channel	37975	38075	38175
		Frequency	2592.5	2602.5	2612.5

LTE Band 41C Channel and Frequency List					
BW [MHz]	Channel/Frequency(MHz)		Lowest	Middle	Highest
20 + 20	PCC	Channel	39750	40521	41292
		Frequency	2506.0	2583.1	2660.2
	SCC	Channel	39948	40719	41490
		Frequency	2525.8	2602.9	2680.0
20 + 15	PCC	Channel	39750	40546	41341
		Frequency	2506.0	2585.6	2665.1
	SCC	Channel	39921	40717	41512
		Frequency	2523.1	2602.7	2682.2
15 + 20	PCC	Channel	39728	40523	41319
		Frequency	2503.8	2593.3	2662.9
	SCC	Channel	39899	40694	41490
		Frequency	2520.9	2600.4	2680.0
20 + 10	PCC	Channel	39750	40571	41391
		Frequency	2506.0	2588.1	2670.1
	SCC	Channel	39894	40715	41535
		Frequency	2520.4	2602.5	2684.5
10 + 20	PCC	Channel	39705	40526	41346
		Frequency	2501.5	2583.6	2665.6
	SCC	Channel	39849	40670	41490
		Frequency	2515.9	2598.0	2680.0

LTE Band 41C Channel and Frequency List					
20 + 5	PCC	Channel	39750	40595	41440
		Frequency	2506.0	2590.5	2675.0
	SCC	Channel	39867	40712	41557
		Frequency	2517.7	2602.2	2686.7
5 + 20	PCC	Channel	39683	40528	41373
		Frequency	2499.3	2583.8	2668.3
	SCC	Channel	39800	40645	41490
		Frequency	2511.0	2595.5	2680.0
15 + 15	PCC	Channel	39725	40545	41365
		Frequency	2503.5	2585.5	2667.5
	SCC	Channel	39875	40695	41515
		Frequency	2518.5	2600.5	2682.5
10 + 15	PCC	Channel	39703	40549	41395
		Frequency	2501.3	2585.9	2670.5
	SCC	Channel	39823	40669	41515
		Frequency	2513.3	2597.9	2682.5
15 + 10	PCC	Channel	39725	40571	41417
		Frequency	2503.5	2588.1	2672.7
	SCC	Channel	39845	40691	41537
		Frequency	2515.5	2600.1	2684.7

LTE Band 66B Channel and Frequency List_CA					
BW [MHz]	Channel/Frequency(MHz)		Lowest	Middle	Highest
5 + 5	PCC	Channel	131997	132398	132599
		Frequency	1712.5	1752.6	1772.7
	SCC	Channel	132045	133346	132647
		Frequency	1717.3	1757.4	1777.5
5 + 10	PCC	Channel	132000	132375	132550
		Frequency	1712.8	1750.3	1767.8
	SCC	Channel	132072	133347	132622
		Frequency	1720.0	1757.5	1775.0
10 + 5	PCC	Channel	132022	132397	132572
		Frequency	1715.0	1752.5	1770.0
	SCC	Channel	132094	133369	132644
		Frequency	1722.2	1759.7	1777.2
5 + 15	PCC	Channel	132002	132353	132504
		Frequency	1713.0	1748.1	1763.2
	SCC	Channel	132095	133346	132597
		Frequency	1722.3	1757.4	1772.5
15 + 5	PCC	Channel	132047	132398	132549
		Frequency	1717.5	1752.6	1767.7
	SCC	Channel	132140	133391	132642
		Frequency	1726.8	1761.9	1777.0
10 + 10	PCC	Channel	132022	132373	135523
		Frequency	1715.0	1750.1	1765.1
	SCC	Channel	132121	133372	132622
		Frequency	1724.9	1760.0	1775.0

LTE Band 66C Channel and Frequency List_CA					
BW [MHz]	Channel/Frequency(MHz)		Lowest	Middle	Highest
10 + 15	PCC	Channel	132025	132351	132477
		Frequency	1715.3	1747.9	1760.5
	SCC	Channel	132145	133371	132597
		Frequency	1727.3	1759.9	1772.5
15 + 10	PCC	Channel	132047	132373	132499
		Frequency	1717.5	1750.1	1762.7
	SCC	Channel	132167	133393	132619
		Frequency	1729.5	1761.1	1774.7
10 + 20	PCC	Channel	132027	132328	132428
		Frequency	1715.5	1745.6	1755.6
	SCC	Channel	131171	133372	132572
		Frequency	1729.9	1760.0	1770.0
20 + 10	PCC	Channel	132072	132373	132473
		Frequency	1720.0	1750.1	1760.1
	SCC	Channel	132216	133417	132617
		Frequency	1734.4	1764.5	1774.5
15 + 15	PCC	Channel	132047	132347	132447
		Frequency	1717.5	1747.5	1757.5
	SCC	Channel	132197	133397	132597
		Frequency	1732.5	1762.5	1772.5
15 + 20	PCC	Channel	132050	132325	132401
		Frequency	1717.8	1745.3	1752.9
	SCC	Channel	132221	133396	132572
		Frequency	1734.9	1762.4	1770.0
20 + 15	PCC	Channel	132072	132348	132423
		Frequency	1720.0	1747.6	1755.1
	SCC	Channel	132243	133419	132594
		Frequency	1737.1	1764.7	1772.2
20 + 5	PCC	Channel	132072	132397	132522
		Frequency	1720.0	1752.5	1765.0
	SCC	Channel	132189	133414	132639
		Frequency	1731.7	1764.2	1776.7

LTE Band 66C Channel and Frequency List_CA					
5 + 20	PCC	Channel	132005	132330	132455
		Frequency	1713.3	1745.8	1758.3
	SCC	Channel	132122	132447	132572
		Frequency	1725.0	1757.5	1770.0
20 + 20	PCC	Channel	132072	132323	132374
		Frequency	1720.0	1745.1	1750.2
	SCC	Channel	132270	133421	132572
		Frequency	1739.8	1764.9	1770.0

3 Conducted Test Items

3.1 Measuring Instruments

See list of measuring instruments of this test report.

3.1.1 Test Setup

3.1.2 Conducted Output Power



3.1.3 Peak-to-Average Ratio, Occupied Bandwidth ,Conducted Band-Edge and Conducted Spurious Emission

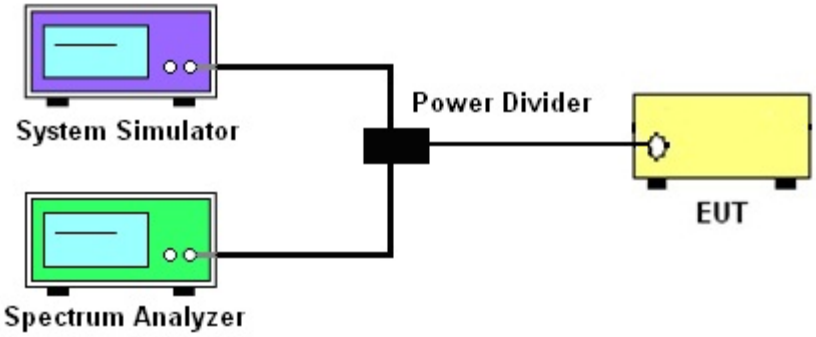

3.1.4 Frequency Stability

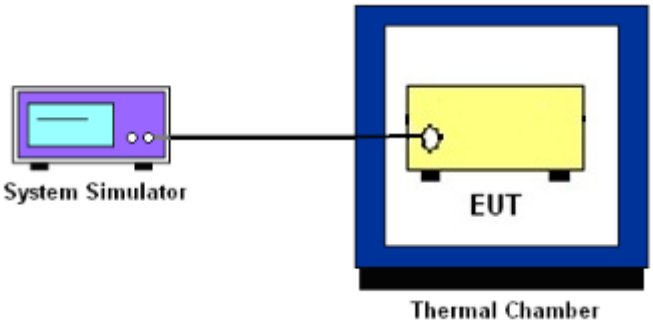

3.1.5 Test Result of Conducted Test

Please refer to Appendix A.

3.2 Conducted Output Power and ERP/EIRP

3.2.1 Description of the Conducted Output Power Measurement and ERP/EIRP Measurement

A system simulator was used to establish communication with the EUT. Its parameters were set to force the EUT transmitting at maximum output power. The measured power in the radio frequency on the transmitter output terminals shall be reported.

The ERP of mobile transmitters must not exceed 7 Watts for LTE Band 5

The ERP of mobile transmitters must not exceed 3 Watts for LTE Band 17 and Band 71

The EIRP of mobile transmitters must not exceed 2 Watts for LTE Band 2 and Band 7 and Band 38 and Band 41

The EIRP of mobile transmitters must not exceed 1 Watts for LTE Band 4 and Band 66

According to KDB 412172 D01 Power Approach,

EIRP = $P_T + G_T – L_C$, ERP = EIRP -2.15, where

P_T = transmitter output power in dBm

G_T = gain of the transmitting antenna in dBi

L_C = signal attenuation in the connecting cable between the transmitter and antenna in dB

3.2.2 Test Procedures

1. The transmitter output port was connected to the system simulator.
2. Set EUT at maximum power through the system simulator.
3. Select lowest, middle, and highest channels for each band and different modulation.
4. Measure and record the power level from the system simulator.

3.3 Peak-to-Average Ratio

3.3.1 Description of the PAR Measurement

Power Complementary Cumulative Distribution Function (CCDF) curves provide a means for characterizing the power peaks of a digitally modulated signal on a statistical basis. A CCDF curve depicts the probability of the peak signal amplitude exceeding the average power level. Most contemporary measurement instrumentation include the capability to produce CCDF curves for an input signal provided that the instrument's resolution bandwidth can be set wide enough to accommodate the entire input signal bandwidth. In measuring transmissions in this band using an average power technique, the peak-to-average ratio (PAR) of the transmission may not exceed 13 dB.

3.3.2 Test Procedures

The testing follows ANSI C63.26-2015 Section 5.2.6

1. The EUT was connected to spectrum and system simulator via a power divider.
2. Set the CCDF (Complementary Cumulative Distribution Function) option in spectrum analyzer.
3. The highest RF powers were measured and recorded the maximum PAPR level associated with a probability of 0.1 %.
4. Record the deviation as Peak to Average Ratio.

3.4 Occupied Bandwidth

3.4.1 Description of Occupied Bandwidth Measurement

The occupied bandwidth is the width of a frequency band such that, below the lower and above the upper frequency limits, the mean powers emitted are each equal to a specified percentage 0.5% of the total mean transmitted power.

The 26 dB emission bandwidth is defined as the frequency range between two points, one above and one below the carrier frequency, at which the spectral density of the emission is attenuated 26 dB below the maximum in-band spectral density of the modulated signal. Spectral density (power per unit bandwidth) is to be measured with a detector of resolution bandwidth equal to approximately 1.0% of the emission bandwidth.

3.4.2 Test Procedures

The testing follows ANSI C63.26-2015 Section 5.4.3 (26dB) and Section 5.4.4 (99OB)

1. The EUT was connected to spectrum analyzer and system simulator via a power divider.
2. The spectrum analyzer center frequency is set to the nominal EUT channel center frequency. The span range for the spectrum analyzer shall be between two and five times the anticipated OBW.
3. The nominal resolution bandwidth (RBW) shall be in the range of 1 to 5 % of the anticipated OBW, and the VBW shall be at least 3 times the RBW.
4. Set the detection mode to peak, and the trace mode to max hold.
5. Determine the reference value: Set the EUT to transmit a modulated signal. Allow the trace to stabilize. Set the spectrum analyzer marker to the highest level of the displayed trace.
   (this is the reference value)
6. Determine the “-26 dB down amplitude” as equal to (Reference Value – X).
7. Place two markers, one at the lowest and the other at the highest frequency of the envelope of the spectral display such that each marker is at or slightly below the “–X dB down amplitude” determined in step 6. If a marker is below this “-X dB down amplitude” value it shall be placed as close as possible to this value. The OBW is the positive frequency difference between the two markers.
8. Use the 99 % power bandwidth function of the spectrum analyzer and report the measured bandwidth.

3.5 Conducted Band Edge

3.5.1 Description of Conducted Band Edge Measurement

22.917(a)

For operations in the 824 – 849 MHz band, the FCC limit is 43 + 10log10(P[Watts]) dB below the transmitter power P(Watts) in a 100kHz bandwidth. However, in the 1MHz bands immediately outside and adjacent to the licensee's frequency block, a resolution bandwidth of at least one percent of the emission bandwidth of the fundamental emission of the transmitter may be employed.

24.238 (a)

For operations in the 1850-1910 and 1930-1990 MHz band, the FCC limit is 43 + 10log10(P[Watts]) dB below the transmitter power P(Watts) in a 1MHz bandwidth. However, in the 1 MHz bands immediately outside and adjacent to the frequency block a resolution bandwidth of at least one percent of the emission bandwidth of the fundamental emission of the transmitter may be employed.

27.53 (g)

For operations in the 600MHz band and 698-746 MHz band, the FCC limit is 43 + 10log10(P[Watts]) dB below the transmitter power P(Watts) in a 100 kHz bandwidth. However, in the 100 kilohertz bands immediately outside and adjacent to a licensee's frequency block, a resolution bandwidth of at least 30 kHz may be employed.

27.53 (h)

For operations in the 1710 – 1755 MHz band, 1755-1780 MHz, the FCC limit is 43 + 10log10(P[Watts]) dB below the transmitter power P(Watts) in a 1 MHz bandwidth. However, in the 1MHz bands immediately outside and adjacent to the licensee's frequency block, a resolution bandwidth of at least one percent of the emission bandwidth of the fundamental emission of the transmitter may be employed.

27.53(m)(4)

For mobile digital stations, the attenuation factor shall be not less than 40 + 10 log (P) dB on all frequencies between the channel edge and 5 megahertz from the channel edge, 43 + 10 log (P) dB on all frequencies between 5 megahertz and X megahertz from the channel edge, and 55 + 10 log (P) dB on all frequencies more than X megahertz from the channel edge, where X is the greater of 6 megahertz or the actual emission bandwidth as defined in paragraph (m)(6) of this section. In addition, the attenuation factor shall not be less that 43 + 10 log (P) dB on all frequencies between 2490.5 MHz and 2496 MHz and 55 + 10 log (P) dB at or below 2490.5 MHz. Mobile Satellite Service licensees operating on frequencies below 2495 MHz may also submit a documented interference complaint against BRS licensees operating on channel BRS Channel 1 on the same terms and conditions as adjacent channel BRS or EBS licensees.

3.5.2 Test Procedures

The testing follows FCC KDB 971168 D01 v03r01 Section 6.1.

1. The EUT was connected to spectrum analyzer and system simulator via a power divider.
2. The band edges of low and high channels for the highest RF powers were measured.
3. Set RBW >= 1% EBW in the 1MHz band immediately outside and adjacent to the band edge.
4. Beyond the 1 MHz band from the band edge, RBW=1MHz was used.
5. Set spectrum analyzer with RMS detector.
6. The RF fundamental frequency should be excluded against the limit line in the operating frequency band.
7. Checked that all the results comply with the emission limit line.

   The limit line is derived from 43 + 10log(P)dB below the transmitter power P(Watts)

   For LTE Band 7, 38, 41

   The other 40 dB, and 55 dB have additionally applied same calculation above.

3.6 Conducted Spurious Emission

3.6.1 Description of Conducted Spurious Emission Measurement

The power of any emission outside of the authorized operating frequency ranges must be lower than the transmitter power (P) by a factor of at least 43 + 10 log (P) dB.

For LTE Band 7, 38, 41

The power of any emission outside of the authorized operating frequency ranges must be lower than the transmitter power (P) by a factor of at least 55 + 10 log (P) dB.

It is measured by means of a calibrated spectrum analyzer and scanned from 30 MHz up to a frequency including its 10th harmonic.

3.6.2 Test Procedures

The testing follows FCC KDB 971168 D01 v03r01 Section 6.1.

1. The EUT was connected to spectrum analyzer and system simulator via a power divider.
2. The RF output of EUT was connected to the spectrum analyzer by RF cable and attenuator. The path loss was compensated to the results for each measurement.
3. The middle channel for the highest RF power within the transmitting frequency was measured.
4. The conducted spurious emission for the whole frequency range was taken.
5. Make the measurement with the spectrum analyzer's RBW = 1MHz, VBW = 3MHz.
6. Set spectrum analyzer with RMS detector.
7. Taking the record of maximum spurious emission.
8. The RF fundamental frequency should be excluded against the limit line in the operating frequency band.
9. The limit line is derived from 43 + 10log(P)dB below the transmitter power P(Watts)

   For LTE Band 7, 38, 41

   The limit line is derived from 55 + 10log(P)dB below the transmitter power P(Watts)

3.7 Frequency Stability

3.7.1 Description of Frequency Stability Measurement

22.355

The frequency stability shall be measured by variation of ambient temperature and variation of primary supply voltage to ensure that the fundamental emission stays within the authorized frequency block. The frequency stability of the transmitter shall be maintained within ±0.00025% (±2.5ppm) of the center frequency.

24.235 & 27.54

The frequency stability shall be sufficient to ensure that the fundamental emission stays within the authorized frequency block.

3.7.2 Test Procedures for Temperature Variation

The testing follows FCC KDB 971168 D01 v03r01 Section 9.0.

1. The EUT was set up in the thermal chamber and connected with the system simulator.
2. With power OFF, the temperature was decreased to -30°C and the EUT was stabilized before testing. Power was applied and the maximum change in frequency was recorded within one minute.
3. With power OFF, the temperature was raised in 10°C step up to 50°C. The EUT was stabilized at each step for at least half an hour. Power was applied and the maximum frequency change was recorded within one minute.

3.7.3 Test Procedures for Voltage Variation

The testing follows FCC KDB 971168 D01 v03r01 Section 9.0.

1. The EUT was placed in a temperature chamber at 20±5° C and connected with the system simulator.
2. The power supply voltage to the EUT was varied from 85% to 115% of the nominal value measured at the input to the EUT.
3. The variation in frequency was measured for the worst case.

4 Radiated Test Items

4.1 Measuring Instruments

See list of measuring instruments of this test report.

4.1.1 Test Setup

For radiated test below 30MHz

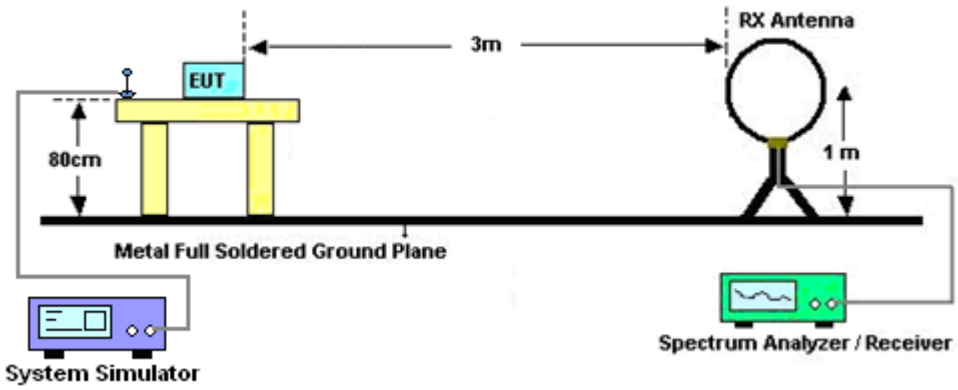

For radiated test from 30MHz to 1GHz

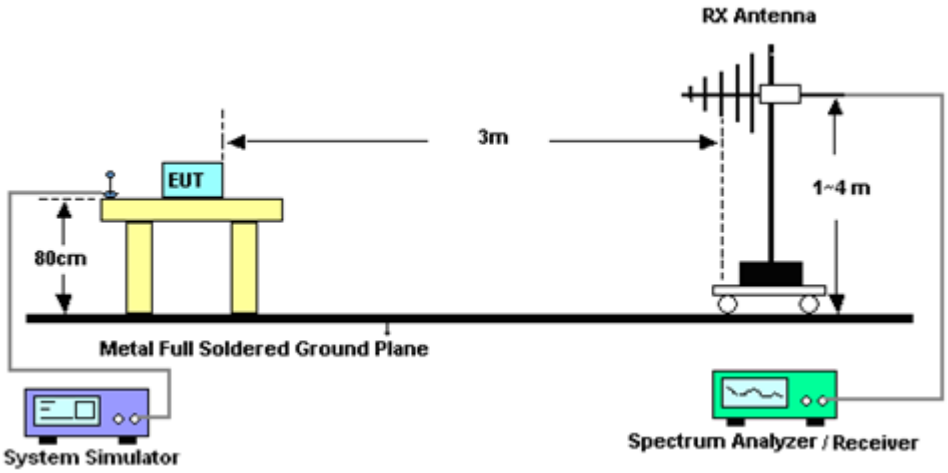

For radiated test from 1GHz to 18GHz

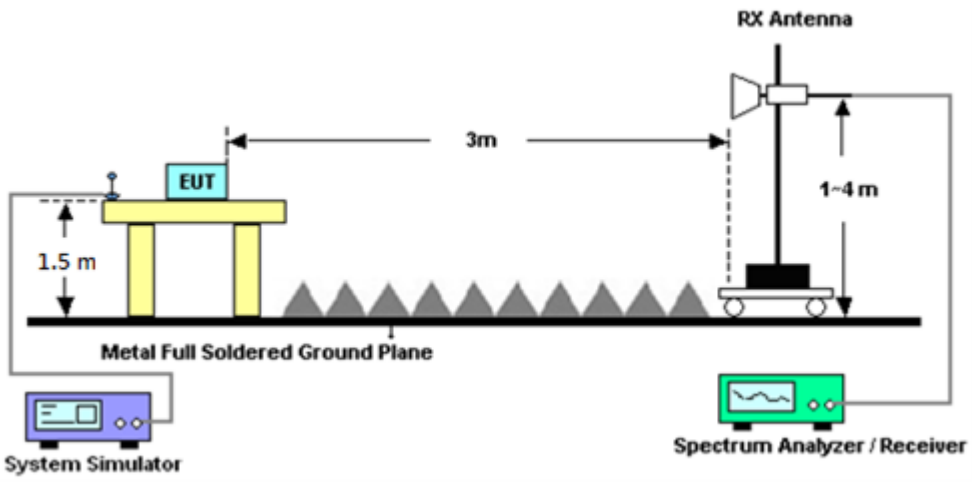

For radiated test above 18GHz

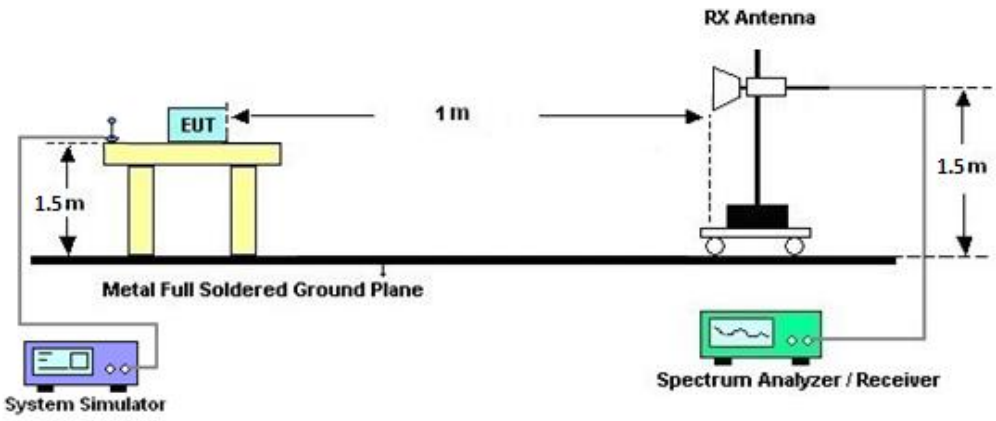

4.1.2 Test Result of Radiated Test

Please refer to Appendix B.

Note:

The low frequency, which started from 9 kHz to 30MHz, was pre-scanned and the result which was 20dB lower than the limit line was not reported.

There is adequate comparison measurement of both open-field test site and alternative test site - semi-Anechoic chamber according to 414788 D01 Radiated Test Site v01r01, and the result came out very similar.

4.2 Radiated Spurious Emission Measurement

4.2.1 Description of Radiated Spurious Emission Measurement

The radiated spurious emission was measured by substitution method according to ANSI / TIA-603-E. The power of any emission outside of the authorized operating frequency ranges must be attenuated below the transmitter power (P) by a factor of at least 43 + 10 log (P) dB.

For LTE Band 7, 38, 41

The power of any emission outside of the authorized operating frequency ranges must be attenuated below the transmitter power (P) by a factor of at least 55 + 10 log (P) dB.

The spectrum is scanned from 30 MHz up to a frequency including its 10th harmonic.

4.2.2 Test Procedures

The testing follows FCC KDB 971168 D01 v03r01 Section 7 and ANSI / TIA-603-E Section 2.2.12.

1. The EUT was placed on a turntable with 0.8 meter for frequency below 1GHz and 1.5 meter for frequency above 1GHz respectively above ground.
2. The EUT was set 3 meters from the receiving antenna, which was mounted on the antenna tower.
3. The table was rotated 360 degrees to determine the position of the highest spurious emission.
4. The height of the receiving antenna is varied between one meter and four meters to search the maximum spurious emission for both horizontal and vertical polarizations.
5. Make the measurement with the spectrum analyzer's RBW = 1MHz, VBW = 3MHz, taking the record of maximum spurious emission.
6. A horn antenna was substituted in place of the EUT and was driven by a signal generator.
7. Tune the output power of signal generator to the same emission level with EUT maximum spurious emission.
8. Taking the record of output power at antenna port.
9. Repeat step 7 to step 8 for another polarization.
10. The RF fundamental frequency should be excluded against the limit line in the operating frequency band.

    The limit line is derived from 43 + 10log(P)dB below the transmitter power P(Watts)

    For LTE Band 7, 38, 41

    The limit line is derived from 55 + 10log(P)dB below the transmitter power P(Watts)

    EIRP (dBm) = S.G. Power – Tx Cable Loss + Tx Antenna Gain

    ERP (dBm) = EIRP - 2.15

5 List of Measuring Equipment

Instrument	Brand Name	Model No.	Serial No.	Characteristics	Calibration Date	Test Date	Due Date	Remark
Loop Antenna	Rohde & Schwarz	HFH2-Z2	100488	9kHz~30MHz	Sep. 07, 2021	May 05, 2022~ May 27, 2022	Sep. 06, 2022	Radiation (03CH13-HY)
Bilog Antenna	TESEQ	CBL 6111D&00800N1 D01N-06	40103 & 07	30MHz~1GHz	Apr. 24, 2022	May 05, 2022~ May 27, 2022	Apr. 23, 2023	Radiation (03CH13-HY)
Bilog Antenna	TESEQ	CBL 6111D&00802N1 D01N-06	54682 & AT-N0603	30MHz~1GHz	Sep. 09, 2021	May 05, 2022~ May 27, 2022	Sep. 08, 2022	Radiation (03CH13-HY)
Amplifier	Sonoma-Instrument	310 N	187282	9kHz~1GHz	Dec. 15, 2021	May 05, 2022~ May 27, 2022	Dec. 14, 2022	Radiation (03CH13-HY)
Horn Antenna	SCHWARZBECK	BBHA 9120 D	9120D-01620	1GHz~18GHz	Oct. 25, 2021	May 05, 2022~ May 27, 2022	Oct. 24, 2022	Radiation (03CH13-HY)
Horn Antenna	SCHWARZBECK	BBHA 9120 D	9120D-1241	1GHz~18GHz	Jul. 13, 2021	May 05, 2022~ May 27, 2022	Jul. 12, 2022	Radiation (03CH13-HY)
Preamplifier	MITEQ	AMF-7D-00101800-30-10P	1590074	1GHz~18GHz	May 18, 2021	May 05, 2022~ May 16, 2022	May 17, 2022	Radiation (03CH13-HY)
Preamplifier	MITEQ	AMF-7D-00101800-30-10P	1590074	1GHz~18GHz	May 17, 2022	May 17, 2022~ May 27, 2022	May 16, 2023	Radiation (03CH13-HY)
Preamplifier	Keysight	83017A	MY53270147	1GHz~26.5GHz	Oct. 26, 2021	May 05, 2022~ May 27, 2022	Oct. 25, 2022	Radiation (03CH13-HY)
SHF-EHF Horn Antenna	SCHWARZBECK	BBHA 9170	00993	18GHz~40GHz	Nov. 30, 2021	May 05, 2022~ May 27, 2022	Nov. 29, 2022	Radiation (03CH13-HY)
SHF-EHF Horn Antenna	SCHWARZBECK	BBHA 9170	00994	18GHz~40GHz	Nov. 04, 2021	May 05, 2022~ May 27, 2022	Nov. 03, 2022	Radiation (03CH13-HY)
Preamplifier	EMEC	EM18G40G	060801	18GHz~40GHz	Jun. 22, 2021	May 05, 2022~ May 27, 2022	Jun. 21, 2022	Radiation (03CH13-HY)
Spectrum Analyzer	Keysight	N9010A	MY55370526	10Hz~44GHz	Mar. 18, 2022	May 05, 2022~ May 27, 2022	Mar. 17, 2023	Radiation (03CH13-HY)
Signal Generator	Rohde & Schwarz	SMF100A	101107	100kHz~40GHz	Dec. 08, 2021	May 05, 2022~ May 27, 2022	Dec. 07, 2022	Radiation (03CH13-HY)
Filter	Wainwright	WHKX12-2700-3000-18000-60SS	SN2	3GHz High Pass Filter	Jul. 12, 2021	May 05, 2022~ May 27, 2022	Jul. 11, 2022	Radiation (03CH13-HY)
RF Cable	HUBER + SUHNER	SUCOFLEX 104	MY9837/4PE	9kHz~30MHz	Mar. 10, 2022	May 05, 2022~ May 27, 2022	Mar. 09, 2023	Radiation (03CH13-HY)
RF Cable	HUBER + SUHNER	SUCOFLEX 126E	0030/126E	30MHz~18GHz	Feb. 09, 2022	May 05, 2022~ May 27, 2022	Feb. 08, 2023	Radiation (03CH13-HY)
RF Cable	HUBER + SUHNER	SUCOFLEX 104	804793/4	30MHz~18GHz	Feb. 09, 2022	May 05, 2022~ May 27, 2022	Feb. 08, 2023	Radiation (03CH13-HY)
RF Cable	HUBER + SUHNER	SUCOFLEX 104	MY24961/4	30MHz~18GHz	Feb. 09, 2022	May 05, 2022~ May 27, 2022	Feb. 08, 2023	Radiation (03CH13-HY)
RF Cable	HUBER + SUHNER	SUCOFLEX 102	804011/2, 804012/2	18GHz~40GHz	Jan. 04, 2022	May 05, 2022~ May 27, 2022	Jan. 03, 2023	Radiation (03CH13-HY)
Hygrometer	TECPEL	DTM-303B	TP200889	N/A	Sep. 30, 2021	May 05, 2022~ May 27, 2022	Sep. 29, 2022	Radiation (03CH13-HY)
Controller	EMEC	EM1000	N/A	Control Turn table & Ant Mast	N/A	May 05, 2022~ May 27, 2022	N/A	Radiation (03CH13-HY)

Instrument	Brand Name	Model No.	Serial No.	Characteristics	Calibration Date	Test Date	Due Date	Remark
Antenna Mast	EMEC	AM-BS-4500-B	N/A	1m~4m	N/A	May 05, 2022~ May 27, 2022	N/A	Radiation (03CH13-HY)
Turn Table	EMEC	TT2000	N/A	0~360 Degree	N/A	May 05, 2022~ May 27, 2022	.N/A	Radiation (03CH13-HY)
Software	Audix	E3 6.2009-8-24	RK-000992	N/A	N/A	May 05, 2022~ May 27, 2022	N/A	Radiation (03CH13-HY)
Radio Communication Analyzer	Anritsu	MT8821C	6201664755	2/3/4G/LTE FDD/TDD with44)/LTE-3CC DLCA/2CC ULCA, CatM1/NB1/NB2	Jul. 21, 2021	Apr. 04, 2022~ Jun. 14, 2022	Jul. 20, 2022	Conducted (TH03-HY)
Spectrum Analyzer	Rohde & Schwarz	FSV40	101908	10Hz~40GHz	Oct. 01, 2021	Apr. 04, 2022~ Jun. 14, 2022	Sep. 30, 2022	Conducted (TH03-HY)
Thermal Chamber	ESPEC	SH-641	92013720	-40℃ ~90℃	Sep. 09, 2021	Apr. 04, 2022~ Jun. 14, 2022	Sep. 08, 2022	Conducted (TH03-HY)
DC Power Supply	GW Instek	GPP-2323	GES906037	0V~64V；0A~6A	Jan. 06, 2022	Apr. 04, 2022~ Jun. 14, 2022	Jan. 05, 2023	Conducted (TH03-HY)
Coupler	Warison	20dB 25W SMA Directional Coupler	#B	1-18GHz	Jan. 07, 2022	Apr. 04, 2022~ Jun. 14, 2022	Jan. 06, 2023	Conducted (TH03-HY)

6 Uncertainty of Evaluation

Uncertainty of Radiated Emission Measurement (30 MHz ~ 1000 MHz)

Measuring Uncertainty for a Level of Confidence of 95% (U = 2Uc(y))	3.45 dB

Uncertainty of Radiated Emission Measurement (1 GHz ~ 18 GHz)

Measuring Uncertainty for a Level of Confidence of 95% (U = 2Uc(y))	3.73 dB

Uncertainty of Radiated Emission Measurement (18 GHz ~ 40 GHz)

Measuring Uncertainty for a Level of Confidence of 95% (U = 2Uc(y))	4.00 dB

Appendix A. Test Results of Conducted Test

Conducted Output Power(Average power & ERP/EIRP)

LTE Band 2 Maximum Average Power [dBm] (GT - LC = 2.13 dB)								
BW [MHz]	RB Size	RB Offset	Mod	Lowest	Middle	Highest	EIRP (dBm)	EIRP (W)
20	1	0	QPSK	23.23	23.84	24.47	26.60	0.4571
20	1	49		23.36	24.15	24.34		
20	1	99		23.64	24.10	24.34		
20	50	0		22.37	23.06	23.49		
20	50	24		22.51	23.17	23.39		
20	50	50		22.63	23.25	23.47		
20	100	0		22.54	23.14	23.40		
20	1	0	16-QAM	22.62	23.21	23.63	25.82	0.3819
20	1	49		22.69	23.48	23.69		
20	1	99		22.97	23.49	23.66		
20	50	0		21.38	22.08	22.43		
20	50	24		21.54	22.17	22.41		
20	50	50		21.62	22.24	22.47		
20	100	0		21.53	22.13	22.42		
20	1	0	64-QAM	21.44	22.02	22.60	24.75	0.2985
20	1	49		21.57	22.40	22.52		
20	1	99		21.82	22.37	22.62		
20	50	0		20.39	21.10	21.43		
20	50	24		20.57	21.19	21.46		
20	50	50		20.65	21.26	21.46		
20	100	0		20.55	21.15	21.41		
20	1	0	256-QAM	19.43	19.46	19.33	21.76	0.1500
20	1	49		18.95	18.96	18.55		
20	1	99		19.36	19.63	19.57		
20	50	0		18.90	18.83	18.49		
20	50	24		18.85	18.78	18.62		
20	50	50		18.86	18.93	18.69		
20	100	0		18.85	18.95	18.62		
Limit	EIRP < 2W			Result			Pass	

LTE Band 2 Maximum Average Power [dBm] (GT - LC = 2.13 dB)								
BW [MHz]	RB Size	RB Offset	Mod	Lowest	Middle	Highest	EIRP (dBm)	EIRP (W)
15	1	0	QPSK	23.28	23.86	24.33	26.46	0.4426
15	1	37		23.34	24.14	24.29		
15	1	74		23.65	24.12	24.27		
15	36	0		22.33	23.08	23.49		
15	36	20		22.56	23.22	23.37		
15	36	39		22.59	23.27	23.42		
15	75	0		22.49	23.17	23.35		
15	1	0	16-QAM	22.59	23.16	23.58	25.76	0.3767
15	1	37		22.64	23.50	23.63		
15	1	74		22.98	23.52	23.62		
15	36	0		21.40	22.12	22.38		
15	36	20		21.52	22.17	22.41		
15	36	39		21.58	22.29	22.52		
15	75	0		21.48	22.13	22.42		
15	1	0	64-QAM	21.42	22.01	22.58	24.80	0.3020
15	1	37		21.61	22.41	22.47		
15	1	74		21.77	22.34	22.67		
15	36	0		20.40	21.09	21.40		
15	36	20		20.59	21.21	21.50		
15	36	39		20.62	21.31	21.49		
15	75	0		20.50	21.17	21.46		
15	1	0	256-QAM	19.44	19.47	19.33	21.72	0.1486
15	1	37		18.98	18.92	18.51		
15	1	74		19.34	19.59	19.57		
15	36	0		18.86	18.82	18.50		
15	36	20		18.87	18.82	18.64		
15	36	39		18.85	18.98	18.70		
15	75	0		18.83	18.97	18.62		
Limit	EIRP < 2W			Result			Pass	

LTE Band 2 Maximum Average Power [dBm] (GT - LC = 2.13 dB)								
BW [MHz]	RB Size	RB Offset	Mod	Lowest	Middle	Highest	EIRP (dBm)	EIRP (W)
10	1	0	QPSK	23.12	23.72	24.33	26.46	0.4426
10	1	25		23.25	24.05	24.14		
10	1	49		23.56	24.00	24.23		
10	25	0		22.26	22.93	23.33		
10	25	12		22.40	23.08	23.20		
10	25	25		22.45	23.16	23.34		
10	50	0		22.40	23.10	23.28		
10	1	0	16-QAM	22.52	22.99	23.42	25.74	0.3750
10	1	25		22.48	23.42	23.61		
10	1	49		22.87	23.44	23.53		
10	25	0		21.24	21.97	22.28		
10	25	12		21.42	22.10	22.31		
10	25	25		21.47	22.19	22.41		
10	50	0		21.40	22.02	22.29		
10	1	0	64-QAM	21.26	21.84	22.44	24.70	0.2951
10	1	25		21.52	22.30	22.31		
10	1	49		21.65	22.26	22.57		
10	25	0		20.24	20.92	21.25		
10	25	12		20.50	21.13	21.40		
10	25	25		20.55	21.22	21.41		
10	50	0		20.43	21.08	21.30		
10	1	0	256-QAM	19.36	19.36	19.25	21.58	0.1439
10	1	25		18.89	18.84	18.43		
10	1	49		19.19	19.45	19.43		
10	25	0		18.71	18.73	18.41		
10	25	12		18.73	18.73	18.50		
10	25	25		18.71	18.91	18.59		
10	50	0		18.66	18.80	18.51		
Limit	EIRP < 2W			Result			Pass	

LTE Band 2 Maximum Average Power [dBm] (GT - LC = 2.13 dB)								
BW [MHz]	RB Size	RB Offset	Mod	Lowest	Middle	Highest	EIRP (dBm)	EIRP (W)
5	1	0	QPSK	23.13	23.70	24.27	26.42	0.4385
5	1	12		23.25	23.96	24.26		
5	1	24		23.53	23.95	24.29		
5	12	0		22.25	22.99	23.41		
5	12	7		22.45	23.04	23.28		
5	12	13		22.50	23.05	23.35		
5	25	0		22.39	22.94	23.26		
5	1	0	16-QAM	22.48	23.06	23.50	25.73	0.3741
5	1	12		22.56	23.35	23.60		
5	1	24		22.87	23.31	23.52		
5	12	0		21.33	22.05	22.33		
5	12	7		21.49	22.04	22.22		
5	12	13		21.58	22.10	22.43		
5	25	0		21.46	21.98	22.24		
5	1	0	64-QAM	21.30	21.85	22.44	24.70	0.2951
5	1	12		21.50	22.26	22.36		
5	1	24		21.63	22.27	22.57		
5	12	0		20.25	21.03	21.30		
5	12	7		20.40	21.06	21.28		
5	12	13		20.53	21.21	21.41		
5	25	0		20.39	21.00	21.33		
5	1	0	256-QAM	19.23	19.31	19.26	21.64	0.1459
5	1	12		18.82	18.80	18.36		
5	1	24		19.33	19.51	19.42		
5	12	0		18.80	18.65	18.28		
5	12	7		18.70	18.61	18.45		
5	12	13		18.81	18.79	18.51		
5	25	0		18.73	18.75	18.59		
Limit	EIRP < 2W			Result			Pass	

LTE Band 2 Maximum Average Power [dBm] (GT - LC = 2.13 dB)								
BW [MHz]	RB Size	RB Offset	Mod	Lowest	Middle	Highest	EIRP (dBm)	EIRP (W)
3	1	0	QPSK	23.20	23.83	24.35	26.51	0.4477
3	1	8		23.40	24.12	24.33		
3	1	14		23.64	24.11	24.38		
3	8	0		22.36	23.10	23.48		
3	8	4		22.56	23.14	23.39		
3	8	7		22.61	23.21	23.49		
3	15	0		22.54	23.11	23.38		
3	1	0	16-QAM	22.65	23.21	23.60	25.79	0.3793
3	1	8		22.68	23.47	23.62		
3	1	14		22.99	23.46	23.66		
3	8	0		21.41	22.13	22.42		
3	8	4		21.59	22.15	22.36		
3	8	7		21.66	22.23	22.51		
3	15	0		21.56	22.09	22.37		
3	1	0	64-QAM	21.39	21.99	22.58	24.80	0.3020
3	1	8		21.58	22.41	22.52		
3	1	14		21.78	22.37	22.67		
3	8	0		20.42	21.13	21.41		
3	8	4		20.52	21.17	21.45		
3	8	7		20.70	21.30	21.51		
3	15	0		20.56	21.10	21.44		
3	1	0	256-QAM	19.39	19.42	19.38	21.81	0.1517
3	1	8		18.94	18.93	18.53		
3	1	14		19.41	19.68	19.58		
3	8	0		18.94	18.80	18.45		
3	8	4		18.83	18.73	18.59		
3	8	7		18.88	18.94	18.67		
3	15	0		18.89	18.91	18.67		
Limit	EIRP < 2W			Result			Pass	

LTE Band 2 Maximum Average Power [dBm] (GT - LC = 2.13 dB)								
BW [MHz]	RB Size	RB Offset	Mod	Lowest	Middle	Highest	EIRP (dBm)	EIRP (W)
1.4	1	0	QPSK	23.22	23.84	24.39	26.52	0.4487
1.4	1	3		23.31	24.12	24.34		
1.4	1	5		23.64	24.08	24.34		
1.4	3	0		23.27	23.82	24.32		
1.4	3	1		23.32	24.14	24.32		
1.4	3	3		23.59	24.13	24.35		
1.4	6	0		22.58	23.16	23.38		
1.4	1	0	16-QAM	22.60	23.16	23.59	25.81	0.3811
1.4	1	3		22.69	23.44	23.67		
1.4	1	5		22.96	23.46	23.64		
1.4	3	0		22.63	23.22	23.62		
1.4	3	1		22.70	23.49	23.64		
1.4	3	3		22.94	23.48	23.68		
1.4	6	0		21.56	22.10	22.37		
1.4	1	0	64-QAM	21.47	21.99	22.63	24.76	0.2992
1.4	1	3		21.54	22.36	22.55		
1.4	1	5		21.85	22.42	22.59		
1.4	3	0		21.40	21.97	22.62		
1.4	3	1		21.60	22.41	22.57		
1.4	3	3		21.79	22.40	22.63		
1.4	6	0		20.58	21.14	21.41		
1.4	1	0	256-QAM	19.43	19.46	19.32	21.78	0.1507
1.4	1	3		18.95	18.95	18.60		
1.4	1	5		19.32	19.58	19.53		
1.4	3	0		19.48	19.50	19.31		
1.4	3	1		18.99	19.00	18.53		
1.4	3	3		19.38	19.65	19.55		
1.4	6	0		18.82	18.92	18.63		
Limit	EIRP < 2W			Result			Pass	

LTE Band 4 Maximum Average Power [dBm] (GT - LC = 2.18 dB)								
BW [MHz]	RB Size	RB Offset	Mod	Lowest	Middle	Highest	EIRP (dBm)	EIRP (W)
20	1	0	QPSK	23.20	23.14	23.59	25.77	0.3776
20	1	49		23.04	23.16	23.49		
20	1	99		23.09	23.30	23.53		
20	50	0		22.17	22.21	22.68		
20	50	24		22.21	22.33	22.56		
20	50	50		22.16	22.35	22.58		
20	100	0		22.19	22.32	22.54		
20	1	0	16-QAM	22.51	22.52	22.72	25.05	0.3199
20	1	49		22.39	22.54	22.80		
20	1	99		22.46	22.64	22.87		
20	50	0		21.16	21.22	21.51		
20	50	24		21.24	21.34	21.60		
20	50	50		21.18	21.34	21.69		
20	100	0		21.23	21.32	21.57		
20	1	0	64-QAM	21.28	21.37	21.45	23.63	0.2307
20	1	49		21.22	21.36	21.33		
20	1	99		21.33	20.85	21.10		
20	50	0		20.20	20.28	20.22		
20	50	24		20.26	20.34	20.35		
20	50	50		20.20	20.30	20.23		
20	100	0		20.24	20.35	19.77		
20	1	0	256-QAM	19.46	19.45	19.67	21.85	0.1531
20	1	49		18.99	18.96	18.59		
20	1	99		19.37	19.66	19.63		
20	50	0		18.91	18.87	18.53		
20	50	24		18.93	18.86	18.65		
20	50	50		18.89	18.95	18.74		
20	100	0		18.89	18.98	18.71		
Limit	EIRP < 1W			Result			Pass	

LTE Band 4 Maximum Average Power [dBm] (GT - LC = 2.18 dB)								
BW [MHz]	RB Size	RB Offset	Mod	Lowest	Middle	Highest	EIRP (dBm)	EIRP (W)
15	1	0	QPSK	23.22	23.14	23.50	25.73	0.3741
15	1	37		23.07	23.21	23.46		
15	1	74		23.10	23.29	23.55		
15	36	0		22.15	22.16	22.65		
15	36	20		22.21	22.29	22.61		
15	36	39		22.17	22.33	22.58		
15	75	0		22.19	22.37	22.52		
15	1	0	16-QAM	22.55	22.55	22.76	25.04	0.3192
15	1	37		22.38	22.57	22.82		
15	1	74		22.47	22.61	22.86		
15	36	0		21.11	21.17	21.50		
15	36	20		21.29	21.36	21.64		
15	36	39		21.14	21.31	21.68		
15	75	0		21.20	21.37	21.52		
15	1	0	64-QAM	21.31	21.39	21.48	23.66	0.2323
15	1	37		21.17	21.41	21.33		
15	1	74		21.29	20.85	21.09		
15	36	0		20.21	20.29	20.26		
15	36	20		20.26	20.35	20.31		
15	36	39		20.21	20.31	20.19		
15	75	0		20.27	20.39	19.75		
15	1	0	256-QAM	19.42	19.47	19.69	21.87	0.1538
15	1	37		18.94	18.91	18.59		
15	1	74		19.37	19.69	19.68		
15	36	0		18.96	18.83	18.57		
15	36	20		18.97	18.84	18.60		
15	36	39		18.90	18.94	18.76		
15	75	0		18.93	18.99	18.69		
Limit	EIRP < 1W			Result			Pass	

LTE Band 4 Maximum Average Power [dBm] (GT - LC = 2.18 dB)								
BW [MHz]	RB Size	RB Offset	Mod	Lowest	Middle	Highest	EIRP (dBm)	EIRP (W)
10	1	0	QPSK	23.09	23.05	23.38	25.62	0.3648
10	1	25		22.99	23.13	23.34		
10	1	49		22.99	23.12	23.44		
10	25	0		22.01	22.00	22.50		
10	25	12		22.05	22.19	22.45		
10	25	25		22.09	22.23	22.47		
10	50	0		22.06	22.27	22.36		
10	1	0	16-QAM	22.44	22.47	22.61	24.89	0.3083
10	1	25		22.26	22.44	22.71		
10	1	49		22.30	22.53	22.69		
10	25	0		21.01	21.02	21.39		
10	25	12		21.22	21.23	21.47		
10	25	25		20.98	21.23	21.54		
10	50	0		21.13	21.23	21.44		
10	1	0	64-QAM	21.18	21.29	21.33	23.51	0.2244
10	1	25		21.10	21.33	21.20		
10	1	49		21.19	20.70	21.02		
10	25	0		20.04	20.16	20.15		
10	25	12		20.09	20.26	20.21		
10	25	25		20.05	20.18	20.08		
10	50	0		20.17	20.28	20.23		
10	1	0	256-QAM	19.26	19.32	19.57	21.76	0.1500
10	1	25		18.84	18.79	18.42		
10	1	49		19.25	19.58	19.52		
10	25	0		18.85	18.72	18.41		
10	25	12		18.83	18.69	18.50		
10	25	25		18.74	18.80	18.67		
10	50	0		18.84	18.89	18.54		
Limit	EIRP < 1W			Result			Pass	

LTE Band 4 Maximum Average Power [dBm] (GT - LC = 2.18 dB)								
BW [MHz]	RB Size	RB Offset	Mod	Lowest	Middle	Highest	EIRP (dBm)	EIRP (W)
5	1	0	QPSK	23.23	23.19	23.58	25.76	0.3767
5	1	12		23.09	23.12	23.54		
5	1	24		23.14	23.33	23.52		
5	12	0		22.17	22.17	22.65		
5	12	7		22.18	22.37	22.56		
5	12	13		22.19	22.40	22.59		
5	25	0		22.17	22.27	22.50		
5	1	0	16-QAM	22.56	22.55	22.67	25.04	0.3192
5	1	12		22.42	22.53	22.75		
5	1	24		22.44	22.62	22.86		
5	12	0		21.20	21.26	21.46		
5	12	7		21.29	21.37	21.58		
5	12	13		21.23	21.36	21.73		
5	25	0		21.25	21.34	21.60		
5	1	0	64-QAM	21.32	21.40	21.40	23.58	0.2280
5	1	12		21.27	21.37	21.28		
5	1	24		21.28	20.81	21.10		
5	12	0		20.16	20.33	20.26		
5	12	7		20.21	20.39	20.40		
5	12	13		20.23	20.34	20.28		
5	25	0		20.29	20.32	19.82		
5	1	0	256-QAM	19.41	19.47	19.62	21.80	0.1514
5	1	12		18.97	18.94	18.63		
5	1	24		19.33	19.47	19.61		
5	12	0		18.87	18.92	18.57		
5	12	7		18.91	18.86	18.66		
5	12	13		18.91	18.97	18.73		
5	25	0		18.87	19.02	18.70		
Limit	EIRP < 1W			Result			Pass	

LTE Band 4 Maximum Average Power [dBm] (GT - LC = 2.18 dB)								
BW [MHz]	RB Size	RB Offset	Mod	Lowest	Middle	Highest	EIRP (dBm)	EIRP (W)
3	1	0	QPSK	23.05	23.05	23.44	25.62	0.3648
3	1	8		22.97	22.98	23.31		
3	1	14		22.97	23.20	23.41		
3	8	0		21.99	22.11	22.50		
3	8	4		22.13	22.29	22.50		
3	8	7		22.04	22.21	22.51		
3	15	0		22.08	22.11	22.46		
3	1	0	16-QAM	22.45	22.49	22.66	24.91	0.3097
3	1	8		22.27	22.49	22.72		
3	1	14		22.33	22.49	22.73		
3	8	0		21.06	21.03	21.39		
3	8	4		21.14	21.23	21.57		
3	8	7		21.14	21.27	21.55		
3	15	0		21.16	21.23	21.45		
3	1	0	64-QAM	21.15	21.32	21.27	23.50	0.2239
3	1	8		21.05	21.28	21.20		
3	1	14		21.28	20.72	21.06		
3	8	0		20.04	20.13	20.06		
3	8	4		20.21	20.16	20.23		
3	8	7		20.11	20.15	20.09		
3	15	0		20.11	20.16	20.26		
3	1	0	256-QAM	19.31	19.26	19.54	21.72	0.1486
3	1	8		18.89	18.88	18.44		
3	1	14		19.20	19.51	19.46		
3	8	0		18.75	18.77	18.34		
3	8	4		18.79	18.77	18.54		
3	8	7		18.69	18.81	18.62		
3	15	0		18.70	18.86	18.59		
Limit	EIRP < 1W			Result			Pass	

LTE Band 4 Maximum Average Power [dBm] (GT - LC = 2.18 dB)								
BW [MHz]	RB Size	RB Offset	Mod	Lowest	Middle	Highest	EIRP (dBm)	EIRP (W)
1.4	1	0	QPSK	23.16	23.09	23.58	25.76	0.3767
1.4	1	3		23.06	23.20	23.47		
1.4	1	5		23.12	23.26	23.48		
1.4	3	0		23.20	23.09	23.56		
1.4	3	1		23.08	23.21	23.53		
1.4	3	3		23.04	23.33	23.49		
1.4	6	0		22.22	22.35	22.54		
1.4	1	0	16-QAM	22.49	22.48	22.68	25.01	0.3170
1.4	1	3		22.38	22.57	22.76		
1.4	1	5		22.45	22.67	22.83		
1.4	3	0		22.48	22.47	22.67		
1.4	3	1		22.42	22.52	22.77		
1.4	3	3		22.46	22.59	22.82		
1.4	6	0		21.24	21.35	21.61		
1.4	1	0	64-QAM	21.24	21.33	21.40	23.68	0.2333
1.4	1	3		21.20	21.33	21.28		
1.4	1	5		21.30	20.90	21.10		
1.4	3	0		21.23	21.35	21.50		
1.4	3	1		21.18	21.41	21.29		
1.4	3	3		21.34	20.81	21.14		
1.4	6	0		20.26	20.39	19.80		
1.4	1	0	256-QAM	19.50	19.45	19.63	21.84	0.1528
1.4	1	3		18.98	18.92	18.58		
1.4	1	5		19.32	19.66	19.63		
1.4	3	0		19.50	19.45	19.62		
1.4	3	1		19.01	18.94	18.62		
1.4	3	3		19.32	19.64	19.66		
1.4	6	0		18.87	18.99	18.76		
Limit	EIRP < 1W			Result			Pass	

LTE Band 5 Maximum Average Power [dBm] (GT - LC = -2.42 dB)								
BW [MHz]	RB Size	RB Offset	Mod	Lowest	Middle	Highest	ERP (dBm)	ERP (W)
10	1	0	QPSK	23.88	23.99	24.13	19.56	0.0904
10	1	25		23.70	23.66	23.50		
10	1	49		23.65	23.72	23.89		
10	25	0		22.79	22.77	22.88		
10	25	12		22.82	22.85	22.65		
10	25	25		22.87	22.79	22.63		
10	50	0		22.91	22.80	22.53		
10	1	0	16-QAM	23.44	23.51	23.84	19.32	0.0855
10	1	25		22.98	23.05	22.85		
10	1	49		23.58	23.89	23.85		
10	25	0		21.75	21.75	21.52		
10	25	12		21.93	21.85	21.65		
10	25	25		21.99	21.93	21.78		
10	50	0		21.79	21.81	21.61		
10	1	0	64-QAM	22.30	22.41	22.68	18.36	0.0685
10	1	25		21.99	21.88	21.69		
10	1	49		22.48	22.84	22.93		
10	25	0		20.82	20.80	20.57		
10	25	12		20.87	20.91	20.74		
10	25	25		20.97	20.90	20.66		
10	50	0		20.96	20.86	20.67		
10	1	0	256-QAM	19.37	19.42	19.56	15.35	0.0343
10	1	25		18.98	18.87	18.56		
10	1	49		19.36	19.81	19.92		
10	25	0		18.82	18.80	18.49		
10	25	12		18.87	18.84	18.63		
10	25	25		18.83	18.90	18.69		
10	50	0		18.86	18.91	18.65		
Limit	ERP < 7W			Result			Pass	

LTE Band 5 Maximum Average Power [dBm] (GT - LC = -2.42 dB)								
BW [MHz]	RB Size	RB Offset	Mod	Lowest	Middle	Highest	ERP (dBm)	ERP (W)
5	1	0	QPSK	23.89	23.96	24.10	19.53	0.0897
5	1	12		23.63	23.66	23.40		
5	1	24		23.65	23.64	23.85		
5	12	0		22.79	22.74	22.79		
5	12	7		22.78	22.80	22.56		
5	12	13		22.79	22.73	22.59		
5	25	0		22.88	22.77	22.53		
5	1	0	16-QAM	23.40	23.44	23.83	19.26	0.0843
5	1	12		22.96	22.96	22.81		
5	1	24		23.54	23.82	23.82		
5	12	0		21.75	21.72	21.43		
5	12	7		21.94	21.75	21.65		
5	12	13		21.96	21.91	21.75		
5	25	0		21.79	21.80	21.51		
5	1	0	64-QAM	22.22	22.34	22.65	18.32	0.0679
5	1	12		21.95	21.82	21.65		
5	1	24		22.47	22.82	22.89		
5	12	0		20.80	20.73	20.52		
5	12	7		20.86	20.82	20.69		
5	12	13		20.95	20.82	20.56		
5	25	0		20.89	20.86	20.64		
5	1	0	256-QAM	19.28	19.36	19.52	15.27	0.0337
5	1	12		18.95	18.85	18.51		
5	1	24		19.33	19.81	19.84		
5	12	0		18.82	18.76	18.45		
5	12	7		18.83	18.74	18.57		
5	12	13		18.74	18.88	18.65		
5	25	0		18.84	18.81	18.60		
Limit	ERP < 7W			Result			Pass	

LTE Band 5 Maximum Average Power [dBm] (GT - LC = -2.42 dB)								
BW [MHz]	RB Size	RB Offset	Mod	Lowest	Middle	Highest	ERP (dBm)	ERP (W)
3	1	0	QPSK	23.82	23.92	24.10	19.53	0.0897
3	1	8		23.57	23.57	23.39		
3	1	14		23.65	23.57	23.78		
3	8	0		22.74	22.65	22.70		
3	8	4		22.72	22.73	22.53		
3	8	7		22.71	22.72	22.51		
3	15	0		22.89	22.67	22.43		
3	1	0	16-QAM	23.36	23.40	23.78	19.22	0.0836
3	1	8		22.90	22.94	22.72		
3	1	14		23.45	23.79	23.78		
3	8	0		21.67	21.72	21.36		
3	8	4		21.86	21.70	21.57		
3	8	7		21.97	21.90	21.68		
3	15	0		21.77	21.77	21.46		
3	1	0	64-QAM	22.20	22.26	22.63	18.26	0.0670
3	1	8		21.89	21.72	21.62		
3	1	14		22.46	22.76	22.83		
3	8	0		20.73	20.67	20.43		
3	8	4		20.86	20.79	20.60		
3	8	7		20.89	20.78	20.47		
3	15	0		20.82	20.83	20.56		
3	1	0	256-QAM	19.28	19.27	19.51	15.20	0.0331
3	1	8		18.89	18.79	18.50		
3	1	14		19.30	19.72	19.77		
3	8	0		18.78	18.67	18.45		
3	8	4		18.81	18.70	18.49		
3	8	7		18.68	18.84	18.65		
3	15	0		18.80	18.74	18.54		
Limit	ERP < 7W			Result			Pass	

LTE Band 5 Maximum Average Power [dBm] (GT - LC = -2.42 dB)								
BW [MHz]	RB Size	RB Offset	Mod	Lowest	Middle	Highest	ERP (dBm)	ERP (W)
1.4	1	0	QPSK	23.90	23.92	24.03	19.51	0.0893
1.4	1	3		23.64	23.60	23.37		
1.4	1	5		23.59	23.56	23.81		
1.4	3	0		23.86	23.93	24.08		
1.4	3	1		23.59	23.58	23.35		
1.4	3	3		23.57	23.56	23.83		
1.4	6	0		22.83	22.76	22.53		
1.4	1	0	16-QAM	23.41	23.35	23.82	19.25	0.0841
1.4	1	3		22.90	22.94	22.73		
1.4	1	5		23.49	23.77	23.75		
1.4	3	0		23.31	23.38	23.77		
1.4	3	1		22.88	22.91	22.71		
1.4	3	3		23.50	23.81	23.73		
1.4	6	0		21.72	21.68	21.36		
1.4	1	0	64-QAM	22.17	22.30	22.62	18.30	0.0676
1.4	1	3		21.86	21.75	21.65		
1.4	1	5		22.39	22.74	22.83		
1.4	3	0		22.22	22.31	22.59		
1.4	3	1		21.88	21.78	21.61		
1.4	3	3		22.48	22.82	22.87		
1.4	6	0		20.80	20.79	20.58		
1.4	1	0	256-QAM	19.21	19.35	19.46	15.25	0.0335
1.4	1	3		18.94	18.82	18.50		
1.4	1	5		19.33	19.77	19.82		
1.4	3	0		19.25	19.34	19.46		
1.4	3	1		18.89	18.79	18.42		
1.4	3	3		19.34	19.78	19.79		
1.4	6	0		18.75	18.75	18.51		
Limit	ERP < 7W			Result			Pass	

LTE Band 7 Maximum Average Power [dBm] (GT - LC = -1.08 dB)								
BW [MHz]	RB Size	RB Offset	Mod	Lowest	Middle	Highest	EIRP (dBm)	EIRP (W)
20	1	0	QPSK	23.29	23.50	23.83	22.75	0.1884
20	1	49		23.39	23.64	23.72		
20	1	99		23.51	23.75	23.82		
20	50	0		22.46	22.69	22.92		
20	50	24		22.61	22.76	22.90		
20	50	50		22.60	22.86	22.91		
20	100	0		22.57	22.73	22.85		
20	1	0	16-QAM	22.60	22.85	22.91	21.89	0.1545
20	1	49		22.72	22.96	22.95		
20	1	99		22.92	22.89	22.97		
20	50	0		21.43	21.69	21.73		
20	50	24		21.57	21.76	21.89		
20	50	50		21.64	21.86	21.89		
20	100	0		21.58	21.76	21.87		
20	1	0	64-QAM	21.44	21.67	21.72	20.90	0.1230
20	1	49		21.62	21.84	21.95		
20	1	99		21.74	21.94	21.98		
20	50	0		20.47	20.70	20.77		
20	50	24		20.59	20.77	20.90		
20	50	50		20.60	20.86	20.91		
20	100	0		20.62	20.76	20.87		
20	1	0	256-QAM	18.45	18.55	18.55	17.65	0.0582
20	1	49		18.67	18.73	18.73		
20	1	99		18.60	18.64	18.54		
20	50	0		18.41	18.43	18.39		
20	50	24		18.31	18.41	18.32		
20	50	50		18.49	18.54	18.45		
20	100	0		18.37	18.43	18.42		
Limit	EIRP < 2W			Result			Pass	

LTE Band 7 Maximum Average Power [dBm] (GT - LC = -1.08 dB)								
BW [MHz]	RB Size	RB Offset	Mod	Lowest	Middle	Highest	EIRP (dBm)	EIRP (W)
15	1	0	QPSK	23.21	23.46	23.80	22.72	0.1871
15	1	37		23.30	23.57	23.63		
15	1	74		23.48	23.74	23.79		
15	36	0		22.47	22.59	22.83		
15	36	20		22.60	22.67	22.88		
15	36	39		22.55	22.83	22.85		
15	75	0		22.48	22.70	22.77		
15	1	0	16-QAM	22.52	22.85	22.81	21.88	0.1542
15	1	37		22.66	22.94	22.94		
15	1	74		22.91	22.88	22.96		
15	36	0		21.36	21.64	21.73		
15	36	20		21.52	21.74	21.85		
15	36	39		21.55	21.78	21.83		
15	75	0		21.53	21.69	21.80		
15	1	0	64-QAM	21.45	21.62	21.71	20.88	0.1225
15	1	37		21.56	21.79	21.94		
15	1	74		21.72	21.90	21.96		
15	36	0		20.40	20.60	20.76		
15	36	20		20.60	20.74	20.90		
15	36	39		20.59	20.81	20.90		
15	75	0		20.60	20.74	20.81		
15	1	0	256-QAM	18.38	18.51	18.49	17.62	0.0578
15	1	37		18.65	18.70	18.69		
15	1	74		18.58	18.57	18.51		
15	36	0		18.35	18.33	18.34		
15	36	20		18.24	18.40	18.23		
15	36	39		18.41	18.52	18.36		
15	75	0		18.29	18.37	18.39		
Limit	EIRP < 2W			Result			Pass	

LTE Band 7 Maximum Average Power [dBm] (GT - LC = -1.08 dB)								
BW [MHz]	RB Size	RB Offset	Mod	Lowest	Middle	Highest	EIRP (dBm)	EIRP (W)
10	1	0	QPSK	23.21	23.44	23.70	22.63	0.1832
10	1	25		23.23	23.51	23.62		
10	1	49		23.43	23.68	23.71		
10	25	0		22.41	22.54	22.82		
10	25	12		22.58	22.57	22.87		
10	25	25		22.48	22.81	22.75		
10	50	0		22.40	22.65	22.69		
10	1	0	16-QAM	22.49	22.78	22.75	21.81	0.1517
10	1	25		22.60	22.87	22.89		
10	1	49		22.88	22.81	22.89		
10	25	0		21.35	21.55	21.67		
10	25	12		21.46	21.66	21.85		
10	25	25		21.51	21.73	21.79		
10	50	0		21.51	21.63	21.78		
10	1	0	64-QAM	21.37	21.59	21.70	20.82	0.1208
10	1	25		21.54	21.77	21.86		
10	1	49		21.71	21.84	21.90		
10	25	0		20.40	20.52	20.75		
10	25	12		20.60	20.74	20.90		
10	25	25		20.57	20.80	20.90		
10	50	0		20.60	20.71	20.80		
10	1	0	256-QAM	18.37	18.50	18.40	17.59	0.0574
10	1	25		18.57	18.67	18.62		
10	1	49		18.59	18.53	18.51		
10	25	0		18.31	18.30	18.32		
10	25	12		18.15	18.40	18.23		
10	25	25		18.39	18.48	18.28		
10	50	0		18.26	18.31	18.32		
Limit	EIRP < 2W			Result			Pass	

LTE Band 7 Maximum Average Power [dBm] (GT - LC = -1.08 dB)								
BW [MHz]	RB Size	RB Offset	Mod	Lowest	Middle	Highest	EIRP (dBm)	EIRP (W)
5	1	0	QPSK	23.20	23.35	23.70	22.62	0.1828
5	1	12		23.22	23.44	23.56		
5	1	24		23.35	23.62	23.64		
5	12	0		22.40	22.50	22.76		
5	12	7		22.52	22.56	22.83		
5	12	13		22.49	22.72	22.69		
5	25	0		22.38	22.64	22.67		
5	1	0	16-QAM	22.49	22.77	22.75	21.79	0.1510
5	1	12		22.61	22.79	22.79		
5	1	24		22.83	22.74	22.87		
5	12	0		21.27	21.49	21.57		
5	12	7		21.42	21.64	21.81		
5	12	13		21.44	21.69	21.78		
5	25	0		21.43	21.53	21.69		
5	1	0	64-QAM	21.31	21.55	21.63	20.76	0.1191
5	1	12		21.49	21.67	21.83		
5	1	24		21.65	21.74	21.84		
5	12	0		20.39	20.49	20.71		
5	12	7		20.57	20.66	20.88		
5	12	13		20.54	20.72	20.88		
5	25	0		20.58	20.69	20.73		
5	1	0	256-QAM	18.36	18.47	18.37	17.55	0.0569
5	1	12		18.53	18.63	18.55		
5	1	24		18.53	18.45	18.41		
5	12	0		18.26	18.24	18.26		
5	12	7		18.06	18.40	18.16		
5	12	13		18.30	18.45	18.25		
5	25	0		18.26	18.30	18.25		
Limit	EIRP < 2W			Result			Pass	

LTE Band 17 Maximum Average Power [dBm] (GT - LC = 0.12 dB)								
BW [MHz]	RB Size	RB Offset	Mod	Lowest	Middle	Highest	ERP (dBm)	ERP (W)
10	1	0	QPSK	23.07	23.08	23.15	21.12	0.1294
10	1	25		22.98	23.07	23.05		
10	1	49		22.91	22.98	22.88		
10	25	0		22.01	22.05	22.09		
10	25	12		21.96	22.00	21.91		
10	25	25		21.88	21.97	21.88		
10	50	0		21.95	21.98	21.97		
10	1	0	16-QAM	22.35	22.39	22.39	20.36	0.1086
10	1	25		22.34	22.35	22.30		
10	1	49		22.28	22.31	22.25		
10	25	0		21.64	21.66	21.59		
10	25	12		21.54	21.58	21.48		
10	25	25		21.50	21.55	21.48		
10	50	0		21.40	21.47	21.44		
10	1	0	64-QAM	21.31	21.31	21.31	19.36	0.0863
10	1	25		21.33	21.39	21.32		
10	1	49		21.31	21.38	21.37		
10	25	0		20.33	20.33	20.28		
10	25	12		20.50	20.56	20.51		
10	25	25		20.53	20.59	20.50		
10	50	0		20.40	20.47	20.38		
10	1	0	256-QAM	18.73	18.77	18.73	16.74	0.0472
10	1	25		18.62	18.64	18.61		
10	1	49		18.64	18.69	18.63		
10	25	0		18.37	18.47	18.38		
10	25	12		18.40	18.44	18.43		
10	25	25		18.43	18.49	18.42		
10	50	0		18.46	18.50	18.47		
Limit	ERP < 3W			Result			Pass	

LTE Band 17 Maximum Average Power [dBm] (GT - LC = 0.12 dB)								
BW [MHz]	RB Size	RB Offset	Mod	Lowest	Middle	Highest	ERP (dBm)	ERP (W)
5	1	0	QPSK	23.06	23.07	23.10	21.07	0.1279
5	1	12		22.98	22.97	22.99		
5	1	24		22.90	22.91	22.86		
5	12	0		21.93	21.96	22.06		
5	12	7		21.93	21.94	21.81		
5	12	13		21.79	21.95	21.88		
5	25	0		21.92	21.95	21.94		
5	1	0	16-QAM	22.31	22.37	22.39	20.36	0.1086
5	1	12		22.29	22.33	22.23		
5	1	24		22.19	22.31	22.24		
5	12	0		21.62	21.66	21.58		
5	12	7		21.49	21.48	21.46		
5	12	13		21.44	21.52	21.42		
5	25	0		21.32	21.37	21.38		
5	1	0	64-QAM	21.22	21.25	21.24	19.34	0.0859
5	1	12		21.25	21.33	21.27		
5	1	24		21.28	21.36	21.37		
5	12	0		20.24	20.29	20.22		
5	12	7		20.48	20.56	20.44		
5	12	13		20.51	20.51	20.50		
5	25	0		20.40	20.39	20.36		
5	1	0	256-QAM	18.68	18.69	18.63	16.66	0.0463
5	1	12		18.63	18.62	18.52		
5	1	24		18.56	18.68	18.59		
5	12	0		18.37	18.42	18.31		
5	12	7		18.33	18.35	18.39		
5	12	13		18.42	18.43	18.39		
5	25	0		18.43	18.44	18.38		
Limit	ERP < 3W			Result			Pass	

LTE Band 38 Maximum Average Power [dBm] (GT - LC = -0.54 dB)								
BW [MHz]	RB Size	RB Offset	Mod	Lowest	Middle	Highest	EIRP (dBm)	EIRP (W)
20	1	0	QPSK	23.63	23.73	23.93	23.39	0.2183
20	1	49		23.57	23.67	23.84		
20	1	99		23.70	23.73	23.90		
20	50	0		22.63	22.69	22.90		
20	50	24		22.73	22.74	22.97		
20	50	50		22.70	22.72	22.93		
20	100	0		22.74	22.74	22.91		
20	1	0	16-QAM	22.61	22.66	22.85	22.34	0.1714
20	1	49		22.56	22.63	22.85		
20	1	99		22.61	22.71	22.88		
20	50	0		21.61	21.68	21.92		
20	50	24		21.73	21.74	21.94		
20	50	50		21.66	21.72	21.99		
20	100	0		21.68	21.74	21.93		
20	1	0	64-QAM	21.29	21.33	21.60	21.14	0.1300
20	1	49		21.31	21.37	21.61		
20	1	99		21.37	21.41	21.68		
20	50	0		20.71	20.75	21.00		
20	50	24		20.77	20.81	21.02		
20	50	50		20.75	20.77	20.94		
20	100	0		20.68	20.74	20.94		
20	1	0	256-QAM	18.52	18.58	18.83	18.51	0.0710
20	1	49		18.42	18.51	18.75		
20	1	99		18.53	18.62	18.87		
20	50	0		18.75	18.77	18.97		
20	50	24		18.79	18.84	19.03		
20	50	50		18.73	18.81	19.05		
20	100	0		18.70	18.76	18.97		
Limit	EIRP < 2W			Result			Pass	

LTE Band 38 Maximum Average Power [dBm] (GT - LC = -0.54 dB)								
BW [MHz]	RB Size	RB Offset	Mod	Lowest	Middle	Highest	EIRP (dBm)	EIRP (W)
15	1	0	QPSK	23.63	23.71	23.91	23.37	0.2173
15	1	37		23.55	23.66	23.84		
15	1	74		23.69	23.76	23.88		
15	36	0		22.61	22.65	22.85		
15	36	20		22.72	22.74	22.98		
15	36	39		22.70	22.75	22.95		
15	75	0		22.71	22.78	22.86		
15	1	0	16-QAM	22.66	22.69	22.80	22.38	0.1730
15	1	37		22.53	22.67	22.86		
15	1	74		22.56	22.76	22.92		
15	36	0		21.64	21.68	21.87		
15	36	20		21.78	21.77	21.90		
15	36	39		21.69	21.69	22.00		
15	75	0		21.67	21.78	21.88		
15	1	0	64-QAM	21.34	21.35	21.60	21.10	0.1288
15	1	37		21.35	21.37	21.64		
15	1	74		21.33	21.41	21.63		
15	36	0		20.73	20.78	21.01		
15	36	20		20.75	20.83	20.99		
15	36	39		20.74	20.79	20.96		
15	75	0		20.70	20.73	20.99		
15	1	0	256-QAM	18.56	18.57	18.80	18.55	0.0716
15	1	37		18.37	18.47	18.77		
15	1	74		18.50	18.61	18.92		
15	36	0		18.70	18.81	18.95		
15	36	20		18.76	18.87	19.05		
15	36	39		18.69	18.81	19.09		
15	75	0		18.73	18.75	18.99		
Limit	EIRP < 2W			Result			Pass	

LTE Band 38 Maximum Average Power [dBm] (GT - LC = -0.54 dB)								
BW [MHz]	RB Size	RB Offset	Mod	Lowest	Middle	Highest	EIRP (dBm)	EIRP (W)
10	1	0	QPSK	23.47	23.61	23.82	23.28	0.2128
10	1	25		23.44	23.54	23.69		
10	1	49		23.54	23.67	23.79		
10	25	0		22.50	22.51	22.78		
10	25	12		22.58	22.67	22.86		
10	25	25		22.54	22.60	22.78		
10	50	0		22.58	22.66	22.71		
10	1	0	16-QAM	22.52	22.59	22.67	22.24	0.1675
10	1	25		22.44	22.54	22.70		
10	1	49		22.42	22.63	22.78		
10	25	0		21.51	21.57	21.78		
10	25	12		21.67	21.70	21.83		
10	25	25		21.59	21.57	21.92		
10	50	0		21.56	21.69	21.76		
10	1	0	64-QAM	21.19	21.28	21.53	21.03	0.1268
10	1	25		21.21	21.25	21.57		
10	1	49		21.21	21.32	21.55		
10	25	0		20.58	20.63	20.85		
10	25	12		20.68	20.75	20.90		
10	25	25		20.64	20.62	20.82		
10	50	0		20.56	20.66	20.91		
10	1	0	256-QAM	18.39	18.42	18.71	18.47	0.0703
10	1	25		18.22	18.39	18.67		
10	1	49		18.33	18.44	18.85		
10	25	0		18.54	18.69	18.80		
10	25	12		18.64	18.71	18.97		
10	25	25		18.52	18.71	19.01		
10	50	0		18.56	18.64	18.84		
Limit	EIRP < 2W			Result			Pass	

LTE Band 38 Maximum Average Power [dBm] (GT - LC = -0.54 dB)								
BW [MHz]	RB Size	RB Offset	Mod	Lowest	Middle	Highest	EIRP (dBm)	EIRP (W)
5	1	0	QPSK	23.62	23.77	23.88	23.34	0.2158
5	1	12		23.62	23.71	23.87		
5	1	24		23.75	23.71	23.87		
5	12	0		22.62	22.70	22.94		
5	12	7		22.73	22.77	22.92		
5	12	13		22.69	22.67	22.92		
5	25	0		22.73	22.78	22.93		
5	1	0	16-QAM	22.64	22.69	22.84	22.32	0.1706
5	1	12		22.60	22.65	22.86		
5	1	24		22.57	22.67	22.85		
5	12	0		21.61	21.73	21.97		
5	12	7		21.78	21.71	21.94		
5	12	13		21.67	21.74	21.96		
5	25	0		21.66	21.79	21.91		
5	1	0	64-QAM	21.27	21.29	21.63	21.10	0.1288
5	1	12		21.26	21.36	21.56		
5	1	24		21.39	21.36	21.64		
5	12	0		20.66	20.71	20.95		
5	12	7		20.77	20.76	20.98		
5	12	13		20.79	20.76	20.90		
5	25	0		20.69	20.76	20.96		
5	1	0	256-QAM	18.51	18.58	18.85	18.50	0.0708
5	1	12		18.39	18.46	18.75		
5	1	24		18.50	18.61	18.85		
5	12	0		18.77	18.79	18.92		
5	12	7		18.78	18.83	19.02		
5	12	13		18.70	18.76	19.04		
5	25	0		18.75	18.72	18.92		
Limit	EIRP < 2W			Result			Pass	

LTE Band 41 Maximum Average Power [dBm] (GT - LC = -0.51 dB)								
BW [MHz]	RB Size	RB Offset	Mod	Lowest	Middle	Highest	EIRP (dBm)	EIRP (W)
20	1	0	QPSK	23.20	23.89	24.16	23.65	0.2317
20	1	49		23.10	23.72	23.90		
20	1	99		23.19	23.79	23.94		
20	50	0		22.19	22.81	23.10		
20	50	24		22.29	22.90	23.08		
20	50	50		22.26	22.88	22.98		
20	100	0		22.28	22.90	23.08		
20	1	0	16-QAM	22.23	22.96	23.16	22.65	0.1841
20	1	49		22.23	22.85	23.02		
20	1	99		22.33	22.92	23.06		
20	50	0		21.22	21.85	22.12		
20	50	24		21.31	21.91	22.09		
20	50	50		21.30	21.93	22.01		
20	100	0		21.31	21.90	22.09		
20	1	0	64-QAM	21.16	21.60	21.85	21.34	0.1361
20	1	49		21.04	21.54	21.69		
20	1	99		21.09	21.62	21.69		
20	50	0		20.21	20.86	21.14		
20	50	24		20.31	20.95	21.11		
20	50	50		20.30	20.92	21.01		
20	100	0		20.29	20.91	21.09		
20	1	0	256-QAM	18.91	18.65	18.80	18.71	0.0743
20	1	49		18.81	18.70	18.75		
20	1	99		18.99	18.74	18.98		
20	50	0		19.11	18.80	19.14		
20	50	24		19.22	18.98	19.10		
20	50	50		19.07	18.95	19.03		
20	100	0		19.11	18.81	19.06		
Limit	EIRP < 2W			Result			Pass	

LTE Band 41 Maximum Average Power [dBm] (GT - LC = -0.51 dB)								
BW [MHz]	RB Size	RB Offset	Mod	Lowest	Middle	Highest	EIRP (dBm)	EIRP (W)
15	1	0	QPSK	23.20	23.94	24.21	23.70	0.2344
15	1	37		23.11	23.68	23.89		
15	1	74		23.22	23.80	23.97		
15	36	0		22.22	22.81	23.12		
15	36	20		22.33	22.93	23.10		
15	36	39		22.29	22.83	22.95		
15	75	0		22.30	22.90	23.07		
15	1	0	16-QAM	22.27	22.94	23.12	22.61	0.1824
15	1	37		22.21	22.84	23.01		
15	1	74		22.30	22.95	23.07		
15	36	0		21.25	21.81	22.13		
15	36	20		21.30	21.87	22.11		
15	36	39		21.27	21.88	21.99		
15	75	0		21.31	21.93	22.08		
15	1	0	64-QAM	21.17	21.55	21.90	21.39	0.1377
15	1	37		21.02	21.59	21.71		
15	1	74		21.04	21.66	21.64		
15	36	0		20.23	20.87	21.19		
15	36	20		20.33	20.97	21.12		
15	36	39		20.29	20.97	20.98		
15	75	0		20.32	20.93	21.08		
15	1	0	256-QAM	18.90	18.65	18.82	18.73	0.0746
15	1	37		18.82	18.69	18.70		
15	1	74		19.03	18.74	19.00		
15	36	0		19.07	18.79	19.10		
15	36	20		19.24	18.99	19.11		
15	36	39		19.02	18.94	19.01		
15	75	0		19.11	18.78	19.04		
Limit	EIRP < 2W			Result			Pass	

LTE Band 41 Maximum Average Power [dBm] (GT - LC = -0.51 dB)								
BW [MHz]	RB Size	RB Offset	Mod	Lowest	Middle	Highest	EIRP (dBm)	EIRP (W)
10	1	0	QPSK	23.18	23.91	24.20	23.69	0.2339
10	1	25		23.08	23.69	23.87		
10	1	49		23.17	23.80	23.93		
10	25	0		22.18	22.84	23.12		
10	25	12		22.33	22.94	23.15		
10	25	25		22.32	22.83	22.95		
10	50	0		22.30	22.87	23.08		
10	1	0	16-QAM	22.25	22.99	23.16	22.65	0.1841
10	1	25		22.22	22.89	22.98		
10	1	49		22.28	22.99	23.05		
10	25	0		21.28	21.86	22.13		
10	25	12		21.28	21.88	22.14		
10	25	25		21.29	21.88	22.04		
10	50	0		21.31	21.88	22.05		
10	1	0	64-QAM	21.18	21.60	21.88	21.37	0.1371
10	1	25		21.05	21.63	21.76		
10	1	49		21.04	21.61	21.63		
10	25	0		20.26	20.90	21.18		
10	25	12		20.34	20.95	21.08		
10	25	25		20.34	20.98	20.94		
10	50	0		20.32	20.92	21.12		
10	1	0	256-QAM	18.90	18.64	18.83	18.75	0.0750
10	1	25		18.79	18.65	18.69		
10	1	49		18.98	18.76	18.99		
10	25	0		19.09	18.81	19.11		
10	25	12		19.26	19.02	19.06		
10	25	25		19.03	18.99	19.03		
10	50	0		19.06	18.81	19.02		
Limit	EIRP < 2W			Result			Pass	

LTE Band 41 Maximum Average Power [dBm] (GT - LC = -0.51 dB)								
BW [MHz]	RB Size	RB Offset	Mod	Lowest	Middle	Highest	EIRP (dBm)	EIRP (W)
5	1	0	QPSK	23.23	23.90	24.15	23.64	0.2312
5	1	12		23.07	23.74	23.88		
5	1	24		23.19	23.76	23.98		
5	12	0		22.23	22.79	23.11		
5	12	7		22.38	22.98	23.20		
5	12	13		22.29	22.84	22.97		
5	25	0		22.35	22.82	23.08		
5	1	0	16-QAM	22.29	23.01	23.12	22.61	0.1824
5	1	12		22.17	22.91	22.93		
5	1	24		22.24	23.02	23.03		
5	12	0		21.32	21.91	22.15		
5	12	7		21.27	21.90	22.11		
5	12	13		21.33	21.90	22.03		
5	25	0		21.35	21.93	22.04		
5	1	0	64-QAM	21.21	21.58	21.90	21.39	0.1377
5	1	12		21.00	21.67	21.81		
5	1	24		21.08	21.56	21.68		
5	12	0		20.29	20.95	21.21		
5	12	7		20.38	21.00	21.13		
5	12	13		20.32	20.99	20.95		
5	25	0		20.31	20.90	21.14		
5	1	0	256-QAM	18.85	18.65	18.79	18.73	0.0746
5	1	12		18.75	18.65	18.74		
5	1	24		18.96	18.72	19.04		
5	12	0		19.07	18.85	19.07		
5	12	7		19.24	19.02	19.09		
5	12	13		19.08	19.04	18.99		
5	25	0		19.04	18.84	18.97		
Limit	EIRP < 2W			Result			Pass	

LTE Band 41(HPUE) Maximum Average Power [dBm] (GT - LC = -0.51 dB)								
BW [MHz]	RB Size	RB Offset	Mod	Lowest	Middle	Highest	EIRP (dBm)	EIRP (W)
20	1	0	QPSK	25.59	26.01	26.12	25.61	0.3639
20	1	49		25.17	25.88	25.89		
20	1	99		25.27	25.98	25.88		
20	50	0		24.27	24.62	24.83		
20	50	24		24.69	24.67	24.80		
20	50	50		24.33	24.58	24.71		
20	100	0		24.23	24.65	24.83		
20	1	0	16-QAM	24.67	26.00	25.84	25.49	0.3540
20	1	49		25.15	25.79	25.86		
20	1	99		25.27	25.91	25.85		
20	50	0		23.92	24.59	24.83		
20	50	24		24.00	24.67	24.83		
20	50	50		23.99	24.60	24.70		
20	100	0		24.02	24.65	24.84		
20	1	0	64-QAM	23.79	24.78	24.39	24.27	0.2673
20	1	49		23.40	24.66	24.20		
20	1	99		24.04	24.73	24.24		
20	50	0		22.17	23.65	23.48		
20	50	24		22.56	23.67	23.43		
20	50	50		22.95	23.68	23.40		
20	100	0		22.61	23.66	23.45		
20	1	0	256-QAM	20.99	21.64	21.83	21.36	0.1368
20	1	49		20.88	21.54	21.66		
20	1	99		20.99	21.57	21.63		
20	50	0		21.03	21.68	21.87		
20	50	24		21.09	21.70	21.83		
20	50	50		21.06	21.64	21.76		
20	100	0		21.04	21.64	21.81		
Limit	EIRP < 2W			Result			Pass	

LTE Band 41(HPUE) Maximum Average Power [dBm] (GT - LC = -0.51 dB)								
BW [MHz]	RB Size	RB Offset	Mod	Lowest	Middle	Highest	EIRP (dBm)	EIRP (W)
15	1	0	QPSK	25.51	25.99	26.05	25.54	0.3581
15	1	37		25.08	25.84	25.81		
15	1	74		25.26	25.92	25.88		
15	36	0		24.21	24.56	24.83		
15	36	20		24.59	24.62	24.72		
15	36	39		24.29	24.48	24.61		
15	75	0		24.19	24.58	24.73		
15	1	0	16-QAM	24.65	25.97	25.79	25.46	0.3516
15	1	37		25.08	25.69	25.81		
15	1	74		25.17	25.91	25.77		
15	36	0		23.82	24.50	24.83		
15	36	20		23.92	24.58	24.81		
15	36	39		23.96	24.51	24.69		
15	75	0		24.02	24.60	24.78		
15	1	0	64-QAM	23.69	24.75	24.37	24.24	0.2655
15	1	37		23.32	24.64	24.17		
15	1	74		23.94	24.66	24.18		
15	36	0		22.13	23.62	23.42		
15	36	20		22.56	23.58	23.39		
15	36	39		22.86	23.61	23.38		
15	75	0		22.61	23.61	23.35		
15	1	0	256-QAM	20.96	21.56	21.78	21.27	0.1340
15	1	37		20.87	21.54	21.64		
15	1	74		20.90	21.54	21.62		
15	36	0		20.94	21.66	21.78		
15	36	20		21.03	21.64	21.78		
15	36	39		20.97	21.58	21.66		
15	75	0		21.00	21.56	21.76		
Limit	EIRP < 2W			Result			Pass	

LTE Band 41(HPUE) Maximum Average Power [dBm] (GT - LC = -0.51 dB)								
BW [MHz]	RB Size	RB Offset	Mod	Lowest	Middle	Highest	EIRP (dBm)	EIRP (W)
10	1	0	QPSK	25.41	25.99	26.03	25.52	0.3565
10	1	25		25.08	25.76	25.76		
10	1	49		25.20	25.83	25.78		
10	25	0		24.12	24.54	24.82		
10	25	12		24.57	24.52	24.65		
10	25	25		24.28	24.43	24.52		
10	50	0		24.18	24.56	24.69		
10	1	0	16-QAM	24.64	25.88	25.73	25.37	0.3443
10	1	25		25.07	25.60	25.79		
10	1	49		25.10	25.83	25.73		
10	25	0		23.77	24.41	24.76		
10	25	12		23.83	24.50	24.80		
10	25	25		23.87	24.43	24.67		
10	50	0		23.93	24.51	24.70		
10	1	0	64-QAM	23.66	24.69	24.31	24.18	0.2618
10	1	25		23.26	24.60	24.08		
10	1	49		23.93	24.65	24.18		
10	25	0		22.03	23.54	23.41		
10	25	12		22.55	23.55	23.39		
10	25	25		22.82	23.59	23.38		
10	50	0		22.61	23.56	23.32		
10	1	0	256-QAM	20.86	21.56	21.70	21.26	0.1337
10	1	25		20.77	21.49	21.55		
10	1	49		20.83	21.48	21.62		
10	25	0		20.89	21.66	21.69		
10	25	12		20.96	21.62	21.77		
10	25	25		20.93	21.54	21.66		
10	50	0		20.96	21.49	21.76		
Limit	EIRP < 2W			Result			Pass	

LTE Band 41(HPUE) Maximum Average Power [dBm] (GT - LC = -0.51 dB)								
BW [MHz]	RB Size	RB Offset	Mod	Lowest	Middle	Highest	EIRP (dBm)	EIRP (W)
5	1	0	QPSK	25.43	25.92	26.00	25.49	0.3540
5	1	12		25.01	25.75	25.74		
5	1	24		25.21	25.87	25.85		
5	12	0		24.14	24.47	24.78		
5	12	7		24.59	24.60	24.68		
5	12	13		24.20	24.47	24.61		
5	25	0		24.15	24.55	24.70		
5	1	0	16-QAM	24.61	25.88	25.71	25.38	0.3451
5	1	12		25.03	25.64	25.71		
5	1	24		25.15	25.89	25.76		
5	12	0		23.81	24.41	24.75		
5	12	7		23.84	24.51	24.77		
5	12	13		23.94	24.44	24.66		
5	25	0		24.00	24.58	24.78		
5	1	0	64-QAM	23.66	24.65	24.30	24.14	0.2594
5	1	12		23.29	24.55	24.07		
5	1	24		23.93	24.61	24.18		
5	12	0		22.11	23.58	23.34		
5	12	7		22.55	23.50	23.29		
5	12	13		22.78	23.55	23.31		
5	25	0		22.59	23.61	23.33		
5	1	0	256-QAM	20.90	21.56	21.72	21.25	0.1334
5	1	12		20.80	21.51	21.61		
5	1	24		20.80	21.49	21.61		
5	12	0		20.93	21.59	21.76		
5	12	7		20.96	21.56	21.72		
5	12	13		20.91	21.52	21.59		
5	25	0		20.90	21.55	21.75		
Limit	EIRP < 2W			Result			Pass	

LTE Band 66 Maximum Average Power [dBm] (GT - LC = 2.18 dB)								
BW [MHz]	RB Size	RB Offset	Mod	Lowest	Middle	Highest	EIRP (dBm)	EIRP (W)
20	1	0	QPSK	22.97	23.76	23.94	26.12	0.4093
20	1	49		22.84	22.71	23.36		
20	1	99		22.95	22.72	23.28		
20	50	0		21.92	22.40	23.01		
20	50	24		21.88	21.96	22.68		
20	50	50		21.87	21.89	22.45		
20	100	0		22.17	22.21	22.82		
20	1	0	16-QAM	21.98	22.96	23.32	25.50	0.3548
20	1	49		22.11	22.12	22.74		
20	1	99		22.62	22.62	22.65		
20	50	0		21.46	21.65	22.00		
20	50	24		20.73	21.17	21.77		
20	50	50		21.13	21.09	21.52		
20	100	0		21.01	21.40	21.86		
20	1	0	64-QAM	21.41	21.53	21.67	23.85	0.2427
20	1	49		20.74	20.70	20.79		
20	1	99		20.97	20.79	20.77		
20	50	0		19.79	19.85	20.32		
20	50	24		19.71	19.74	19.84		
20	50	50		19.50	19.71	19.66		
20	100	0		19.40	19.58	20.00		
20	1	0	256-QAM	19.54	19.59	19.67	21.86	0.1535
20	1	49		19.38	19.63	19.55		
20	1	99		19.29	19.50	19.68		
20	50	0		19.68	19.56	19.49		
20	50	24		19.48	19.55	19.64		
20	50	50		19.46	19.58	19.47		
20	100	0		18.94	19.08	19.07		
Limit	EIRP < 1W			Result			Pass	

LTE Band 66 Maximum Average Power [dBm] (GT - LC = 2.18 dB)								
BW [MHz]	RB Size	RB Offset	Mod	Lowest	Middle	Highest	EIRP (dBm)	EIRP (W)
15	1	0	QPSK	22.73	23.59	23.88	26.06	0.4036
15	1	37		22.77	22.78	23.26		
15	1	74		23.02	22.77	23.30		
15	36	0		21.75	22.44	22.91		
15	36	20		21.77	22.02	22.75		
15	36	39		21.85	21.81	22.46		
15	75	0		22.23	22.16	22.75		
15	1	0	16-QAM	22.03	23.06	23.38	25.56	0.3597
15	1	37		22.02	22.07	22.76		
15	1	74		22.70	22.55	22.73		
15	36	0		21.37	21.72	21.91		
15	36	20		20.71	21.09	21.79		
15	36	39		21.20	21.16	21.42		
15	75	0		20.99	21.34	21.89		
15	1	0	64-QAM	21.51	21.62	21.63	23.81	0.2404
15	1	37		20.76	20.78	20.81		
15	1	74		20.93	20.73	20.83		
15	36	0		19.84	19.92	20.33		
15	36	20		19.79	19.82	19.79		
15	36	39		19.49	19.66	19.75		
15	75	0		19.50	19.52	20.06		
15	1	0	256-QAM	19.49	19.53	19.67	21.88	0.1542
15	1	37		19.43	19.69	19.50		
15	1	74		19.32	19.45	19.67		
15	36	0		19.66	19.51	19.52		
15	36	20		19.50	19.50	19.70		
15	36	39		19.37	19.53	19.46		
15	75	0		19.03	19.10	19.07		
Limit	EIRP < 1W			Result			Pass	

LTE Band 66 Maximum Average Power [dBm] (GT - LC = 2.18 dB)								
BW [MHz]	RB Size	RB Offset	Mod	Lowest	Middle	Highest	EIRP (dBm)	EIRP (W)
10	1	0	QPSK	22.71	23.60	23.90	26.08	0.4055
10	1	25		22.76	22.78	23.35		
10	1	49		23.02	22.75	23.38		
10	25	0		21.83	22.34	23.01		
10	25	12		21.74	22.05	22.76		
10	25	25		21.73	21.88	22.54		
10	50	0		22.23	22.29	22.91		
10	1	0	16-QAM	22.00	23.03	23.42	25.60	0.3631
10	1	25		22.15	22.03	22.67		
10	1	49		22.55	22.65	22.57		
10	25	0		21.39	21.71	21.94		
10	25	12		20.82	21.19	21.78		
10	25	25		21.04	21.18	21.48		
10	50	0		21.00	21.41	21.86		
10	1	0	64-QAM	21.43	21.58	21.63	23.81	0.2404
10	1	25		20.74	20.70	20.88		
10	1	49		20.90	20.74	20.84		
10	25	0		19.71	19.88	20.25		
10	25	12		19.73	19.67	19.74		
10	25	25		19.55	19.67	19.64		
10	50	0		19.50	19.58	19.92		
10	1	0	256-QAM	19.64	19.54	19.70	21.88	0.1542
10	1	25		19.32	19.62	19.48		
10	1	49		19.34	19.47	19.62		
10	25	0		19.61	19.51	19.58		
10	25	12		19.47	19.57	19.70		
10	25	25		19.45	19.57	19.51		
10	50	0		18.96	19.17	19.07		
Limit	EIRP < 1W			Result			Pass	

LTE Band 66 Maximum Average Power [dBm] (GT - LC = 2.18 dB)								
BW [MHz]	RB Size	RB Offset	Mod	Lowest	Middle	Highest	EIRP (dBm)	EIRP (W)
5	1	0	QPSK	22.80	23.64	23.91	26.09	0.4064
5	1	12		22.78	22.70	23.27		
5	1	24		23.05	22.80	23.28		
5	12	0		21.77	22.50	22.98		
5	12	7		22.70	21.97	22.72		
5	12	13		21.81	21.89	22.43		
5	25	0		22.08	22.16	22.84		
5	1	0	16-QAM	21.92	23.02	23.34	25.52	0.3565
5	1	12		22.09	22.21	22.64		
5	1	24		22.71	22.56	22.56		
5	12	0		21.53	21.56	21.93		
5	12	7		20.70	21.15	21.68		
5	12	13		21.07	21.03	21.42		
5	25	0		21.01	21.39	21.82		
5	1	0	64-QAM	21.46	21.45	21.77	23.95	0.2483
5	1	12		20.81	20.70	20.74		
5	1	24		21.00	20.71	20.70		
5	12	0		19.76	19.77	20.33		
5	12	7		19.80	19.84	19.83		
5	12	13		19.53	19.74	19.69		
5	25	0		19.36	19.65	19.96		
5	1	0	256-QAM	19.59	19.64	19.65	21.88	0.1542
5	1	12		19.38	19.70	19.49		
5	1	24		19.30	19.53	19.63		
5	12	0		19.70	19.51	19.51		
5	12	7		19.56	19.51	19.68		
5	12	13		19.39	19.64	19.48		
5	25	0		18.91	19.09	19.02		
Limit	EIRP < 1W			Result			Pass	

LTE Band 66 Maximum Average Power [dBm] (GT - LC = 2.18 dB)								
BW [MHz]	RB Size	RB Offset	Mod	Lowest	Middle	Highest	EIRP (dBm)	EIRP (W)
3	1	0	QPSK	22.70	23.59	23.92	26.10	0.4074
3	1	8		22.72	22.80	23.33		
3	1	14		23.06	22.72	23.23		
3	8	0		21.80	22.39	23.11		
3	8	4		21.82	21.99	22.61		
3	8	7		21.78	21.88	22.46		
3	15	0		22.20	22.18	22.83		
3	1	0	16-QAM	22.08	22.94	23.40	25.58	0.3614
3	1	8		22.10	22.07	22.70		
3	1	14		22.69	22.70	22.55		
3	8	0		21.42	21.59	22.03		
3	8	4		20.82	21.20	21.82		
3	8	7		21.03	21.08	21.57		
3	15	0		21.08	21.46	21.78		
3	1	0	64-QAM	21.50	21.55	21.69	23.87	0.2438
3	1	8		20.78	20.70	20.87		
3	1	14		21.03	20.85	20.74		
3	8	0		19.88	19.92	20.35		
3	8	4		19.69	19.73	19.93		
3	8	7		19.54	19.63	19.58		
3	15	0		19.31	19.67	19.91		
3	1	0	256-QAM	19.53	19.51	19.63	21.88	0.1542
3	1	8		19.48	19.63	19.48		
3	1	14		19.27	19.50	19.70		
3	8	0		19.63	19.53	19.57		
3	8	4		19.55	19.50	19.67		
3	8	7		19.38	19.63	19.54		
3	15	0		19.04	19.18	19.02		
Limit	EIRP < 1W			Result			Pass	

LTE Band 66 Maximum Average Power [dBm] (GT - LC = 2.18 dB)								
BW [MHz]	RB Size	RB Offset	Mod	Lowest	Middle	Highest	EIRP (dBm)	EIRP (W)
1.4	1	0	QPSK	22.74	23.69	23.87	26.05	0.4027
1.4	1	3		22.74	22.71	23.43		
1.4	1	5		23.02	22.70	23.36		
1.4	3	0		22.70	23.63	23.84		
1.4	3	1		22.85	22.73	23.42		
1.4	3	3		23.13	22.73	23.29		
1.4	6	0		22.26	22.17	22.82		
1.4	1	0	16-QAM	22.00	22.86	23.25	25.60	0.3631
1.4	1	3		22.04	22.21	22.79		
1.4	1	5		22.52	22.63	22.73		
1.4	3	0		22.08	22.86	23.42		
1.4	3	1		22.10	22.02	22.66		
1.4	3	3		22.55	22.61	22.62		
1.4	6	0		21.11	21.50	21.84		
1.4	1	0	64-QAM	21.31	21.61	21.70	23.88	0.2443
1.4	1	3		20.83	20.70	20.85		
1.4	1	5		20.95	20.76	20.86		
1.4	3	0		21.47	21.52	21.64		
1.4	3	1		20.75	20.71	20.70		
1.4	3	3		20.95	20.82	20.86		
1.4	6	0		19.49	19.60	19.96		
1.4	1	0	256-QAM	19.45	19.56	19.69	21.88	0.1542
1.4	1	3		19.36	19.69	19.54		
1.4	1	5		19.28	19.51	19.64		
1.4	3	0		19.51	19.64	19.70		
1.4	3	1		19.46	19.67	19.57		
1.4	3	3		19.19	19.49	19.69		
1.4	6	0		18.87	19.17	19.11		
Limit	EIRP < 1W			Result			Pass	

LTE Band 71 Maximum Average Power [dBm] (GT - LC = -0.1 dB)								
BW [MHz]	RB Size	RB Offset	Mod	Lowest	Middle	Highest	ERP (dBm)	ERP (W)
20	1	0	QPSK	23.36	23.49	23.65	21.40	0.1380
20	1	49		23.35	23.46	23.60		
20	1	99		23.30	23.42	23.48		
20	50	0		22.39	22.39	22.59		
20	50	24		22.37	22.40	22.47		
20	50	50		22.30	22.36	22.46		
20	100	0		22.33	22.33	22.46		
20	1	0	16-QAM	22.67	22.82	22.96	20.71	0.1178
20	1	49		22.64	22.77	22.90		
20	1	99		22.64	22.65	22.87		
20	50	0		21.99	22.04	22.23		
20	50	24		21.94	21.94	22.09		
20	50	50		21.88	21.92	22.09		
20	100	0		21.80	21.84	21.99		
20	1	0	64-QAM	21.68	21.67	21.82	19.69	0.0931
20	1	49		21.69	21.76	21.94		
20	1	99		21.65	21.76	21.90		
20	50	0		20.70	20.70	20.81		
20	50	24		20.89	20.90	21.09		
20	50	50		20.96	21.01	21.07		
20	100	0		20.80	20.87	21.04		
20	1	0	256-QAM	19.07	19.18	19.31	17.06	0.0508
20	1	49		18.98	19.07	19.19		
20	1	99		19.04	19.09	19.18		
20	50	0		18.77	18.91	19.00		
20	50	24		18.74	18.84	18.94		
20	50	50		18.80	18.89	19.01		
20	100	0		18.79	18.94	18.97		
Limit	ERP < 3W			Result			Pass	

LTE Band 71 Maximum Average Power [dBm] (GT - LC = -0.1 dB)								
BW [MHz]	RB Size	RB Offset	Mod	Lowest	Middle	Highest	ERP (dBm)	ERP (W)
15	1	0	QPSK	23.34	23.44	23.60	21.35	0.1365
15	1	37		23.26	23.43	23.56		
15	1	74		23.28	23.32	23.39		
15	36	0		22.31	22.38	22.50		
15	36	20		22.28	22.39	22.40		
15	36	39		22.22	22.26	22.39		
15	75	0		22.24	22.26	22.43		
15	1	0	16-QAM	22.61	22.79	22.88	20.63	0.1156
15	1	37		22.59	22.77	22.81		
15	1	74		22.55	22.56	22.79		
15	36	0		21.91	21.94	22.17		
15	36	20		21.89	21.85	22.05		
15	36	39		21.84	21.91	22.08		
15	75	0		21.73	21.84	21.94		
15	1	0	64-QAM	21.64	21.65	21.72	19.66	0.0925
15	1	37		21.62	21.66	21.91		
15	1	74		21.58	21.70	21.90		
15	36	0		20.66	20.70	20.72		
15	36	20		20.90	20.82	21.09		
15	36	39		20.89	21.00	21.06		
15	75	0		20.79	20.78	21.03		
15	1	0	256-QAM	19.02	19.13	19.25	17.00	0.0501
15	1	37		18.92	19.04	19.18		
15	1	74		19.02	19.00	19.10		
15	36	0		18.72	18.82	18.90		
15	36	20		18.70	18.79	18.86		
15	36	39		18.77	18.88	18.97		
15	75	0		18.76	18.88	18.96		
Limit	ERP < 3W			Result			Pass	

LTE Band 71 Maximum Average Power [dBm] (GT - LC = -0.1 dB)								
BW [MHz]	RB Size	RB Offset	Mod	Lowest	Middle	Highest	ERP (dBm)	ERP (W)
10	1	0	QPSK	23.29	23.39	23.59	21.34	0.1361
10	1	25		23.19	23.38	23.51		
10	1	49		23.29	23.29	23.29		
10	25	0		22.31	22.30	22.40		
10	25	12		22.26	22.32	22.39		
10	25	25		22.19	22.20	22.34		
10	50	0		22.25	22.21	22.39		
10	1	0	16-QAM	22.55	22.79	22.88	20.63	0.1156
10	1	25		22.58	22.77	22.72		
10	1	49		22.54	22.55	22.72		
10	25	0		21.82	21.94	22.16		
10	25	12		21.85	21.84	22.00		
10	25	25		21.80	21.82	22.08		
10	50	0		21.65	21.74	21.92		
10	1	0	64-QAM	21.57	21.64	21.69	19.59	0.0910
10	1	25		21.61	21.58	21.83		
10	1	49		21.49	21.65	21.84		
10	25	0		20.64	20.61	20.70		
10	25	12		20.90	20.81	21.08		
10	25	25		20.85	20.98	20.98		
10	50	0		20.71	20.68	21.01		
10	1	0	256-QAM	19.03	19.08	19.24	16.99	0.0500
10	1	25		18.84	19.00	19.11		
10	1	49		19.03	18.90	19.06		
10	25	0		18.68	18.80	18.87		
10	25	12		18.65	18.77	18.80		
10	25	25		18.77	18.81	18.93		
10	50	0		18.70	18.80	18.91		
Limit	ERP < 3W			Result			Pass	

LTE Band 71 Maximum Average Power [dBm] (GT - LC = -0.1 dB)								
BW [MHz]	RB Size	RB Offset	Mod	Lowest	Middle	Highest	ERP (dBm)	ERP (W)
5	1	0	QPSK	23.28	23.35	23.58	21.33	0.1358
5	1	12		23.13	23.31	23.48		
5	1	24		23.25	23.23	23.24		
5	12	0		22.30	22.27	22.36		
5	12	7		22.21	22.22	22.30		
5	12	13		22.18	22.19	22.34		
5	25	0		22.23	22.20	22.33		
5	1	0	16-QAM	22.48	22.69	22.84	20.59	0.1146
5	1	12		22.49	22.77	22.62		
5	1	24		22.45	22.47	22.71		
5	12	0		21.73	21.87	22.06		
5	12	7		21.85	21.74	21.93		
5	12	13		21.76	21.75	22.02		
5	25	0		21.65	21.72	21.84		
5	1	0	64-QAM	21.53	21.59	21.66	19.57	0.0906
5	1	12		21.57	21.55	21.82		
5	1	24		21.47	21.63	21.74		
5	12	0		20.60	20.59	20.69		
5	12	7		20.85	20.72	21.08		
5	12	13		20.76	20.97	20.98		
5	25	0		20.63	20.61	21.01		
5	1	0	256-QAM	18.99	19.07	19.21	16.96	0.0497
5	1	12		18.75	18.96	19.09		
5	1	24		19.00	18.87	18.96		
5	12	0		18.61	18.75	18.85		
5	12	7		18.59	18.73	18.74		
5	12	13		18.77	18.75	18.91		
5	25	0		18.68	18.70	18.82		
Limit	ERP < 3W			Result			Pass	

LTE Band 5B_CA Maximum Average Power [dBm] (GT - LC = -2.42 dB)										
BW [MHz]	PCC		SCC		Mod	Lowest	Middle	Highest	ERP (dBm)	ERP (W)
	RB Size	RB Offset	RB Size	RB Offset						
10+10	50	0	50	0	QPSK	22.61	22.52	22.55	20.08	0.1019
10+10	1	0	1	49		13.98	14.04	14.03		
10+10	1	49	1	0		24.23	24.23	24.65		
10+10	50	0	50	0	16-QAM	21.57	21.54	21.62	19.37	0.0865
10+10	1	0	1	49		14.58	14.37	14.54		
10+10	1	49	1	0		23.73	23.94	23.72		
10+10	50	0	50	0	64-QAM	21.17	21.59	21.57	18.31	0.0678
10+10	1	0	1	49		14.43	14.25	14.28		
10+10	1	49	1	0		22.88	22.80	21.87		
10+10	50	0	50	0	256-QAM	19.48	19.47	19.37	14.98	0.0315
10+10	1	0	1	49		14.12	14.13	14.15		
10+10	1	49	1	0		19.50	19.50	19.55		
10+5	50	0	25	0	QPSK	22.53	22.52	22.46	20.04	0.1009
10+5	1	0	1	24		14.56	14.60	14.43		
10+5	1	49	1	0		24.23	24.61	23.99		
10+5	50	0	25	0	16-QAM	21.52	21.49	21.43	19.23	0.0838
10+5	1	0	1	24		15.32	15.21	14.92		
10+5	1	49	1	0		23.80	23.59	23.43		
10+5	50	0	25	0	64-QAM	21.49	21.48	21.45	18.43	0.0697
10+5	1	0	1	24		15.00	14.95	14.67		
10+5	1	49	1	0		23.00	22.05	21.02		
10+5	50	0	25	0	256-QAM	19.46	19.43	19.41	14.99	0.0316
10+5	1	0	1	24		14.73	14.52	14.44		
10+5	1	49	1	0		19.39	19.56	19.54		
5+10	25	0	50	0	QPSK	22.53	22.45	22.45	19.83	0.0962
5+10	1	0	1	49		14.50	14.45	14.44		
5+10	1	24	1	0		24.14	24.28	24.40		
5+10	25	0	50	0	16-QAM	21.50	21.45	21.41	19.51	0.0893
5+10	1	0	1	49		15.15	15.03	14.96		
5+10	1	24	1	0		23.49	23.80	24.08		
5+10	25	0	50	0	64-QAM	20.72	21.55	21.42	17.96	0.0625
5+10	1	0	1	49		14.90	14.82	14.86		
5+10	1	24	1	0		20.96	22.53	22.12		
5+10	25	0	50	0	256-QAM	19.46	19.43	19.34	15.04	0.0319
5+10	1	0	1	49		14.59	14.62	14.82		
5+10	1	24	1	0		19.50	19.61	19.51		
Limit	ERP < 7W					Result			Pass	

LTE Band 5B_CA Maximum Average Power [dBm] (GT - LC = -2.42 dB)										
BW [MHz]	PCC		SCC		Mod	Lowest	Middle	Highest	ERP (dBm)	ERP (W)
	RB Size	RB Offset	RB Size	RB Offset						
5+3	25	0	15	0	QPSK	22.46	24.44	23.28	19.87	0.0971
5+3	1	0	1	14		14.58	14.53	14.55		
5+3	1	24	1	0		22.39	23.60	24.10		
5+3	25	0	15	0	16-QAM	21.54	23.73	22.42	19.16	0.0824
5+3	1	0	1	14		15.23	15.09	14.81		
5+3	1	24	1	0		21.75	22.94	23.70		
5+3	25	0	15	0	64-QAM	20.62	22.90	21.52	18.33	0.0681
5+3	1	0	1	14		14.85	14.74	14.85		
5+3	1	24	1	0		20.64	22.02	22.69		
5+3	25	0	15	0	256-QAM	19.97	22.28	20.75	17.71	0.0590
5+3	1	0	1	14		14.74	14.70	14.72		
5+3	1	24	1	0		20.04	21.39	21.84		
3+5	15	0	25	0	QPSK	21.65	24.59	22.64	20.02	0.1005
3+5	1	0	1	24		14.50	14.52	14.46		
3+5	1	14	1	0		21.26	24.46	23.05		
3+5	15	0	25	0	16-QAM	20.64	23.78	21.76	19.23	0.0838
3+5	1	0	1	24		14.83	14.93	15.04		
3+5	1	14	1	0		20.79	23.80	22.41		
3+5	15	0	25	0	64-QAM	19.74	22.88	20.76	18.49	0.0706
3+5	1	0	1	24		14.84	14.94	14.85		
3+5	1	14	1	0		19.51	23.06	21.37		
3+5	15	0	25	0	256-QAM	19.11	22.44	20.18	18.11	0.0647
3+5	1	0	1	24		14.92	14.61	14.70		
3+5	1	14	1	0		18.98	22.68	20.88		
Limit	ERP < 7W					Result			Pass	

LTE Band 66B_CA Maximum Average Power [dBm] (GT - LC = 2.18 dB)										
BW [MHz]	PCC		SCC		Mod	Lowest	Middle	Highest	EIRP (dBm)	EIRP (W)
	RB Size	RB Offset	RB Size	RB Offset						
10+10	50	0	50	0	QPSK	22.67	22.52	22.79	26.37	0.4335
10+10	1	0	1	49		14.19	14.07	14.18		
10+10	1	49	1	0		24.19	23.31	23.80		
10+10	50	0	50	0	16-QAM	21.69	21.67	21.91	26.16	0.4130
10+10	1	0	1	49		14.62	14.66	14.63		
10+10	1	49	1	0		23.94	23.10	23.98		
10+10	50	0	50	0	64-QAM	21.77	21.40	21.77	24.08	0.2559
10+10	1	0	1	49		14.47	14.52	14.43		
10+10	1	49	1	0		21.80	21.65	21.90		
10+10	50	0	50	0	256-QAM	19.73	19.66	19.81	22.19	0.1656
10+10	1	0	1	49		14.43	14.28	14.39		
10+10	1	49	1	0		19.83	19.99	20.01		
15+5	75	0	25	0	QPSK	22.71	22.64	22.63	26.94	0.4943
15+5	1	0	1	24		14.22	14.55	14.28		
15+5	1	74	1	0		24.76	24.19	23.18		
15+5	75	0	25	0	16-QAM	21.68	21.64	21.71	26.38	0.4345
15+5	1	0	1	24		14.36	14.20	14.15		
15+5	1	74	1	0		24.20	23.68	23.47		
15+5	75	0	25	0	64-QAM	21.72	21.68	21.76	24.09	0.2564
15+5	1	0	1	24		14.56	14.58	14.64		
15+5	1	74	1	0		21.91	21.55	21.24		
15+5	75	0	25	0	256-QAM	19.74	19.85	19.77	22.13	0.1633
15+5	1	0	1	24		14.58	14.66	14.28		
15+5	1	74	1	0		19.81	19.56	19.95		
5+15	25	0	75	0	QPSK	22.68	22.60	22.85	27.01	0.5023
5+15	1	0	1	74		14.44	14.58	14.33		
5+15	1	24	1	0		24.50	23.56	24.83		
5+15	25	0	75	0	16-QAM	21.76	21.69	21.80	26.53	0.4498
5+15	1	0	1	74		14.35	14.64	14.36		
5+15	1	24	1	0		23.95	23.25	24.35		
5+15	25	0	75	0	64-QAM	21.74	21.63	21.83	24.98	0.3148
5+15	1	0	1	74		14.42	14.57	14.85		
5+15	1	24	1	0		22.80	21.56	22.45		
5+15	25	0	75	0	256-QAM	19.76	19.60	19.79	22.19	0.1656
5+15	1	0	1	74		14.39	14.28	14.56		
5+15	1	24	1	0		19.92	19.55	20.01		
Limit	EIRP < 1W					Result			Pass	

LTE Band 66B_CA Maximum Average Power [dBm] (GT - LC = 2.18 dB)										
BW [MHz]	PCC		SCC		Mod	Lowest	Middle	Highest	EIRP (dBm)	EIRP (W)
	RB Size	RB Offset	RB Size	RB Offset						
10+5	50	0	25	0	QPSK	22.69	22.65	22.73	26.60	0.4571
10+5	1	0	1	24		14.72	14.60	14.71		
10+5	1	49	1	0		24.42	23.65	23.27		
10+5	50	0	25	0	16-QAM	21.68	21.59	21.74	26.09	0.4064
10+5	1	0	1	24		15.05	14.77	15.07		
10+5	1	49	1	0		23.91	23.23	23.46		
10+5	50	0	25	0	64-QAM	21.74	20.74	21.76	23.94	0.2477
10+5	1	0	1	24		14.96	14.58	14.94		
10+5	1	49	1	0		21.74	20.56	21.44		
10+5	50	0	25	0	256-QAM	19.75	19.70	19.80	22.17	0.1648
10+5	1	0	1	24		14.88	14.68	14.77		
10+5	1	49	1	0		19.85	19.89	19.99		
5+10	25	0	50	0	QPSK	22.79	22.03	22.76	26.43	0.4395
5+10	1	0	1	49		14.76	14.62	14.78		
5+10	1	24	1	0		24.25	23.62	24.05		
5+10	25	0	50	0	16-QAM	21.80	21.11	21.83	26.20	0.4169
5+10	1	0	1	49		15.17	14.75	15.22		
5+10	1	24	1	0		23.87	23.41	24.02		
5+10	25	0	50	0	64-QAM	21.73	20.28	21.82	24.07	0.2553
5+10	1	0	1	49		14.96	14.65	15.02		
5+10	1	24	1	0		21.78	20.36	21.89		
5+10	25	0	50	0	256-QAM	19.76	19.31	19.81	22.15	0.1641
5+10	1	0	1	49		14.95	14.58	14.86		
5+10	1	24	1	0		19.97	19.66	19.96		
5+5	25	0	25	0	QPSK	22.93	22.87	22.58	26.51	0.4477
5+5	1	0	1	24		14.72	14.75	14.24		
5+5	1	24	1	0		24.33	23.65	23.00		
5+5	25	0	25	0	16-QAM	21.66	21.08	21.62	26.00	0.3981
5+5	1	0	1	24		14.58	14.56	14.12		
5+5	1	24	1	0		23.82	23.26	23.36		
5+5	25	0	25	0	64-QAM	20.55	20.26	21.43	23.70	0.2344
5+5	1	0	1	24		14.58	14.55	14.05		
5+5	1	24	1	0		21.50	21.52	21.09		
5+5	25	0	25	0	256-QAM	19.66	19.33	20.06	22.39	0.1734
5+5	1	0	1	24		14.28	14.43	14.89		
5+5	1	24	1	0		20.12	19.77	20.21		
Limit	EIRP < 1W					Result			Pass	

LTE Band 66C_CA Maximum Average Power [dBm] (GT - LC = 2.18 dB)										
BW [MHz]	PCC		SCC		Mod	Lowest	Middle	Highest	EIRP (dBm)	EIRP (W)
	RB Size	RB Offset	RB Size	RB Offset						
20+20	100	0	100	0	QPSK	22.54	22.50	22.51	26.42	0.4385
20+20	1	0	1	99		15.97	15.98	15.95		
20+20	1	99	1	0		24.20	23.65	24.24		
20+20	100	0	100	0	16-QAM	21.53	21.53	21.55	25.90	0.3890
20+20	1	0	1	99		16.40	16.46	16.45		
20+20	1	99	1	0		23.63	22.78	23.72		
20+20	100	0	100	0	64-QAM	21.51	21.52	21.43	24.79	0.3013
20+20	1	0	1	99		16.37	16.29	16.29		
20+20	1	99	1	0		22.61	19.87	21.55		
20+20	100	0	100	0	256-QAM	19.88	19.66	19.71	22.06	0.1607
20+20	1	0	1	99		16.54	16.52	16.34		
20+20	1	99	1	0		19.57	19.54	19.55		
20+15	100	0	75	0	QPSK	22.49	22.50	22.48	26.45	0.4416
20+15	1	0	1	74		15.97	15.99	15.96		
20+15	1	74	1	0		24.22	23.77	24.27		
20+15	100	0	75	0	16-QAM	21.48	21.46	21.52	25.93	0.3917
20+15	1	0	1	74		16.47	16.44	16.43		
20+15	1	74	1	0		23.44	22.91	23.75		
20+15	100	0	75	0	64-QAM	21.49	21.41	20.95	24.88	0.3076
20+15	1	0	1	74		16.31	16.28	16.28		
20+15	1	74	1	0		22.53	20.08	22.70		
20+15	100	0	75	0	256-QAM	19.42	19.46	19.28	21.66	0.1466
20+15	1	0	1	74		16.33	16.52	16.22		
20+15	1	74	1	0		19.48	19.37	19.36		
15+20	75	0	100	0	QPSK	22.51	22.42	22.52	26.43	0.4395
15+20	1	0	1	99		15.96	15.91	15.94		
15+20	1	74	1	0		24.25	23.51	24.19		
15+20	75	0	100	0	16-QAM	21.52	21.44	21.44	25.89	0.3882
15+20	1	0	1	99		16.49	16.36	16.43		
15+20	1	74	1	0		23.62	23.24	23.71		
15+20	75	0	100	0	64-QAM	21.54	21.48	20.70	24.12	0.2582
15+20	1	0	1	99		16.36	16.28	16.18		
15+20	1	74	1	0		21.94	20.58	21.45		
15+20	75	0	100	0	256-QAM	19.55	19.85	19.63	22.03	0.1596
15+20	1	0	1	99		16.42	16.44	16.14		
15+20	1	74	1	0		19.67	19.28	19.59		
Limit	EIRP < 1W					Result			Pass	

LTE Band 66C_CA Maximum Average Power [dBm] (GT - LC = 2.18 dB)										
BW [MHz]	PCC		SCC		Mod	Lowest	Middle	Highest	EIRP (dBm)	EIRP (W)
	RB Size	RB Offset	RB Size	RB Offset						
20+10	100	0	50	0	QPSK	22.42	22.41	22.54	26.57	0.4539
20+10	1	0	1	49		15.99	15.89	15.97		
20+10	1	99	1	0		24.15	24.25	24.39		
20+10	100	0	50	0	16-QAM	21.45	21.40	21.52	25.93	0.3917
20+10	1	0	1	49		16.41	16.45	16.38		
20+10	1	99	1	0		23.75	23.42	23.68		
20+10	100	0	50	0	64-QAM	21.48	21.34	21.52	24.96	0.3133
20+10	1	0	1	49		16.24	16.22	16.31		
20+10	1	99	1	0		22.58	21.30	22.78		
20+10	100	0	50	0	256-QAM	19.42	19.55	19.61	21.84	0.1528
20+10	1	0	1	49		16.12	16.24	16.55		
20+10	1	99	1	0		19.66	19.57	19.45		
10+20	50	0	100	0	QPSK	22.54	22.43	22.51	26.71	0.4688
10+20	1	0	1	99		16.05	15.92	15.90		
10+20	1	49	1	0		24.53	23.64	24.39		
10+20	50	0	100	0	16-QAM	21.52	21.42	21.45	26.07	0.4046
10+20	1	0	1	99		16.43	16.29	16.36		
10+20	1	49	1	0		23.89	23.63	23.88		
10+20	50	0	100	0	64-QAM	21.46	21.41	20.91	24.12	0.2582
10+20	1	0	1	99		16.32	16.19	16.27		
10+20	1	49	1	0		21.91	21.07	21.94		
10+20	50	0	100	0	256-QAM	19.81	19.26	19.46	21.99	0.1581
10+20	1	0	1	99		16.55	16.44	16.57		
10+20	1	49	1	0		19.35	19.38	19.29		
20+5	100	0	25	0	QPSK	22.46	22.49	22.49	26.54	0.4508
20+5	1	0	1	24		15.96	15.88	15.97		
20+5	1	99	1	0		24.36	24.27	23.85		
20+5	100	0	25	0	16-QAM	21.49	21.49	21.55	25.79	0.3793
20+5	1	0	1	24		16.40	16.39	16.51		
20+5	1	99	1	0		23.61	23.59	23.39		
20+5	100	0	25	0	64-QAM	21.46	20.94	21.52	24.85	0.3055
20+5	1	0	1	24		16.24	16.19	16.32		
20+5	1	99	1	0		22.67	21.88	22.35		
20+5	100	0	25	0	256-QAM	19.82	19.42	19.64	22.00	0.1585
20+5	1	0	1	24		16.77	16.53	16.57		
20+5	1	99	1	0		19.65	19.45	19.44		
Limit	EIRP < 1W					Result			Pass	

LTE Band 66C_CA Maximum Average Power [dBm] (GT - LC = 2.18 dB)										
BW [MHz]	PCC		SCC		Mod	Lowest	Middle	Highest	EIRP (dBm)	EIRP (W)
	RB Size	RB Offset	RB Size	RB Offset						
5+20	25	0	100	0	QPSK	22.54	22.42	22.56	26.60	0.4571
5+20	1	0	1	99		15.98	15.91	16.01		
5+20	1	24	1	0		24.42	23.88	24.42		
5+20	25	0	100	0	16-QAM	21.53	21.44	21.53	26.34	0.4305
5+20	1	0	1	99		16.48	16.39	16.43		
5+20	1	24	1	0		24.16	23.91	23.81		
5+20	25	0	100	0	64-QAM	21.52	21.43	21.14	24.41	0.2761
5+20	1	0	1	99		16.37	16.24	16.29		
5+20	1	24	1	0		22.23	21.36	21.62		
5+20	25	0	100	0	256-QAM	19.58	19.55	19.57	22.03	0.1596
5+20	1	0	1	99		16.28	16.28	16.45		
5+20	1	24	1	0		19.64	19.66	19.85		
Limit	EIRP < 1W					Result			Pass	

LTE Band 66C_CA Maximum Average Power [dBm] (GT - LC = 2.18 dB)										
BW [MHz]	PCC		SCC		Mod	Lowest	Middle	Highest	EIRP (dBm)	EIRP (W)
	RB Size	RB Offset	RB Size	RB Offset						
15+10	75	0	50	0	QPSK	22.45	22.41	22.48	26.42	0.4385
15+10	1	0	1	49		15.95	15.85	15.99		
15+10	1	74	1	0		24.22	23.49	24.24		
15+10	75	0	50	0	16-QAM	21.45	21.39	21.50	25.87	0.3864
15+10	1	0	1	49		16.35	16.44	16.45		
15+10	1	74	1	0		23.69	22.74	23.54		
15+10	75	0	50	0	64-QAM	21.45	21.02	21.43	24.87	0.3069
15+10	1	0	1	49		16.34	16.17	16.31		
15+10	1	74	1	0		21.68	19.87	22.69		
15+10	75	0	50	0	256-QAM	19.24	19.88	19.50	22.06	0.1607
15+10	1	0	1	49		16.58	16.45	16.24		
15+10	1	74	1	0		19.45	19.60	19.26		
10+15	50	0	75	0	QPSK	22.45	22.37	22.50	26.58	0.4550
10+15	1	0	1	74		15.95	15.84	15.94		
10+15	1	49	1	0		24.22	23.61	24.40		
10+15	50	0	75	0	16-QAM	21.43	21.36	21.50	25.99	0.3972
10+15	1	0	1	74		16.44	16.37	16.50		
10+15	1	49	1	0		23.81	23.14	23.72		
10+15	50	0	75	0	64-QAM	21.41	21.16	21.44	25.01	0.3170
10+15	1	0	1	74		16.28	16.26	16.26		
10+15	1	49	1	0		21.56	20.51	22.83		
10+15	50	0	75	0	256-QAM	19.14	19.33	19.32	21.52	0.1419
10+15	1	0	1	74		16.02	16.09	16.56		
10+15	1	49	1	0		19.23	19.34	19.33		
15+15	75	0	75	0	QPSK	22.52	22.46	22.47	26.60	0.4571
15+15	1	0	1	74		15.91	15.90	15.97		
15+15	1	74	1	0		24.21	23.54	24.42		
15+15	75	0	75	0	16-QAM	21.49	21.47	21.54	25.90	0.3890
15+15	1	0	1	74		16.50	16.37	16.42		
15+15	1	74	1	0		23.62	22.64	23.72		
15+15	75	0	75	0	64-QAM	21.53	21.42	21.01	24.96	0.3133
15+15	1	0	1	74		16.31	16.18	16.21		
15+15	1	74	1	0		21.81	19.75	22.78		
15+15	75	0	75	0	256-QAM	19.44	19.52	19.67	21.85	0.1531
15+15	1	0	1	74		16.34	16.57	16.59		
15+15	1	74	1	0		19.28	19.66	19.42		
Limit	EIRP < 1W					Result			Pass	

LTE Band 7C_CA Maximum Average Power [dBm] (GT - LC = -1.08 dB)										
BW [MHz]	PCC		SCC		Mod	Lowest	Middle	Highest	EIRP (dBm)	EIRP (W)
	RB Size	RB Offset	RB Size	RB Offset						
20+20	100	0	100	0	QPSK	23.45	22.49	23.17	23.66	0.2323
20+20	1	0	1	99		17.47	16.62	16.42		
20+20	1	99	1	0		24.56	24.07	24.74		
20+20	100	0	100	0	16-QAM	22.14	21.35	21.87	23.36	0.2168
20+20	1	0	1	99		15.94	17.05	16.82		
20+20	1	99	1	0		24.44	23.82	24.34		
20+20	100	0	100	0	64-QAM	22.12	21.66	21.91	21.40	0.1380
20+20	1	0	1	99		16.85	16.98	16.67		
20+20	1	99	1	0		22.25	21.31	22.48		
20+20	100	0	100	0	256-QAM	19.90	19.86	18.99	18.93	0.0782
20+20	1	0	1	99		16.66	16.53	16.64		
20+20	1	99	1	0		20.01	19.96	19.53		
20+15	100	0	75	0	QPSK	22.89	22.95	22.94	23.91	0.2460
20+15	1	0	1	74		16.23	16.32	16.35		
20+15	1	99	1	0		24.81	24.99	24.84		
20+15	100	0	75	0	16-QAM	21.87	22.00	21.89	23.47	0.2223
20+15	1	0	1	74		16.72	16.80	16.81		
20+15	1	99	1	0		24.38	24.55	23.94		
20+15	100	0	75	0	64-QAM	21.91	21.90	21.85	22.28	0.1690
20+15	1	0	1	74		16.55	16.59	16.56		
20+15	1	99	1	0		23.36	23.08	22.61		
20+15	100	0	75	0	256-QAM	19.88	19.88	19.51	19.06	0.0805
20+15	1	0	1	74		16.41	16.45	16.56		
20+15	1	99	1	0		20.14	20.01	19.91		
15+20	75	0	100	0	QPSK	22.80	22.88	22.91	23.82	0.2410
15+20	1	0	1	99		16.13	16.24	16.31		
15+20	1	74	1	0		24.89	24.90	24.78		
15+20	75	0	100	0	16-QAM	21.84	21.93	21.89	23.40	0.2188
15+20	1	0	1	99		16.59	16.65	16.78		
15+20	1	74	1	0		24.13	24.48	24.28		
15+20	75	0	100	0	64-QAM	21.82	20.73	21.93	22.37	0.1726
15+20	1	0	1	99		16.50	16.53	16.57		
15+20	1	74	1	0		23.45	22.98	22.43		
15+20	75	0	100	0	256-QAM	19.88	20.97	19.84	19.89	0.0975
15+20	1	0	1	99		16.43	16.43	16.48		
15+20	1	74	1	0		19.93	19.85	19.92		
Limit	EIRP < 2W					Result			Pass	

LTE Band 7C_CA Maximum Average Power [dBm] (GT - LC = -1.08 dB)										
BW [MHz]	PCC		SCC		Mod	Lowest	Middle	Highest	EIRP (dBm)	EIRP (W)
	RB Size	RB Offset	RB Size	RB Offset						
20+10	100	0	75	0	QPSK	22.91	22.94	22.96	23.95	0.2483
20+10	1	0	1	74		16.36	16.36	16.41		
20+10	1	99	1	0		25.03	24.77	24.78		
20+10	100	0	75	0	16-QAM	21.85	21.84	21.88	22.88	0.1941
20+10	1	0	1	74		16.77	16.69	16.95		
20+10	1	99	1	0		23.77	23.96	23.88		
20+10	100	0	75	0	64-QAM	21.82	21.82	21.90	22.06	0.1607
20+10	1	0	1	74		16.64	16.63	16.60		
20+10	1	99	1	0		23.14	22.53	22.67		
20+10	100	0	75	0	256-QAM	20.21	20.22	20.34	19.32	0.0855
20+10	1	0	1	74		16.69	16.95	16.82		
20+10	1	99	1	0		20.25	20.40	20.35		
10+20	75	0	100	0	QPSK	22.92	22.93	22.87	23.91	0.2460
10+20	1	0	1	99		16.34	16.33	16.37		
10+20	1	74	1	0		24.91	24.99	24.68		
10+20	75	0	100	0	16-QAM	21.88	21.96	21.85	22.86	0.1932
10+20	1	0	1	99		16.80	16.67	16.88		
10+20	1	74	1	0		23.86	23.77	23.94		
10+20	75	0	100	0	64-QAM	21.91	21.48	21.83	22.03	0.1596
10+20	1	0	1	99		16.62	16.64	16.61		
10+20	1	74	1	0		23.11	23.11	22.26		
10+20	75	0	100	0	256-QAM	20.38	18.99	20.26	19.30	0.0851
10+20	1	0	1	99		16.76	16.94	16.87		
10+20	1	74	1	0		20.23	20.18	20.23		
15+15	75	0	100	0	QPSK	22.94	22.90	22.95	23.81	0.2404
15+15	1	0	1	99		16.29	16.30	16.38		
15+15	1	74	1	0		24.78	24.89	24.73		
15+15	75	0	100	0	16-QAM	21.92	21.79	21.89	23.32	0.2148
15+15	1	0	1	99		16.78	16.77	16.83		
15+15	1	74	1	0		24.40	24.28	24.04		
15+15	75	0	100	0	64-QAM	22.56	21.89	21.88	22.56	0.1803
15+15	1	0	1	99		16.51	16.62	16.64		
15+15	1	74	1	0		23.64	23.15	22.59		
15+15	75	0	100	0	256-QAM	20.13	19.82	19.97	19.17	0.0826
15+15	1	0	1	99		16.74	16.59	16.96		
15+15	1	74	1	0		18.98	19.95	20.25		
Limit	EIRP < 2W					Result			Pass	

LTE Band 7C_CA Maximum Average Power [dBm] (GT - LC = -1.08 dB)										
BW [MHz]	PCC		SCC		Mod	Lowest	Middle	Highest	EIRP (dBm)	EIRP (W)
	RB Size	RB Offset	RB Size	RB Offset						
15+10	75	0	100	0	QPSK	23.23	23.18	23.06	23.69	0.2339
15+10	1	0	1	99		16.70	16.68	16.64		
15+10	1	74	1	0		24.77	24.00	24.18		
15+10	75	0	100	0	16-QAM	22.31	22.24	22.26	23.33	0.2153
15+10	1	0	1	99		17.28	16.91	17.09		
15+10	1	74	1	0		24.41	23.65	23.78		
15+10	75	0	100	0	64-QAM	21.67	20.88	20.63	21.17	0.1309
15+10	1	0	1	99		17.09	17.00	16.99		
15+10	1	74	1	0		22.25	20.94	21.05		
15+10	75	0	100	0	256-QAM	19.80	19.88	19.59	18.89	0.0774
15+10	1	0	1	99		16.54	16.62	16.52		
15+10	1	74	1	0		19.95	19.97	19.84		
Limit	EIRP < 2W					Result			Pass	

LTE Band 38C_CA Maximum Average Power [dBm] (GT - LC = -0.54 dB)										
BW [MHz]	PCC		SCC		Mod	Lowest	Middle	Highest	EIRP (dBm)	EIRP (W)
	RB Size	RB Offset	RB Size	RB Offset						
20+20	100	0	100	0	QPSK	22.73	22.77	22.77	23.96	0.2489
20+20	1	0	1	99		16.21	16.24	16.25		
20+20	1	99	1	0		24.45	24.47	24.50		
20+20	100	0	100	0	16-QAM	21.80	21.78	21.81	23.51	0.2244
20+20	1	0	1	99		16.74	16.75	16.77		
20+20	1	99	1	0		24.04	24.05	24.05		
20+20	100	0	100	0	64-QAM	21.82	21.82	21.83	22.17	0.1648
20+20	1	0	1	99		16.49	16.46	16.48		
20+20	1	99	1	0		22.62	22.61	22.71		
20+20	100	0	100	0	256-QAM	19.90	19.87	19.87	19.36	0.0863
20+20	1	0	1	99		16.49	16.48	16.50		
20+20	1	99	1	0		19.84	19.84	19.84		
15+15	75	0	75	0	QPSK	22.75	22.75	22.70	23.94	0.2477
15+15	1	0	1	74		16.19	16.20	16.15		
15+15	1	74	1	0		24.48	24.45	24.44		
15+15	75	0	75	0	16-QAM	21.77	21.77	21.72	23.49	0.2234
15+15	1	0	1	74		16.76	16.71	16.68		
15+15	1	74	1	0		24.03	24.00	23.97		
15+15	75	0	75	0	64-QAM	21.75	21.76	21.71	22.21	0.1663
15+15	1	0	1	74		16.46	16.44	16.40		
15+15	1	74	1	0		22.75	22.75	22.73		
15+15	75	0	75	0	256-QAM	19.87	19.84	19.82	19.33	0.0857
15+15	1	0	1	74		16.50	16.48	16.44		
15+15	1	74	1	0		19.80	19.79	19.79		
Limit	EIRP < 2W					Result			Pass	

LTE Band 41C_CA Maximum Average Power [dBm] (GT - LC = -0.51 dB)										
BW [MHz]	PCC		SCC		Mod	Lowest	Middle	Highest	EIRP (dBm)	EIRP (W)
	RB Size	RB Offset	RB Size	RB Offset						
20+20	100	0	100	0	QPSK	22.89	22.74	22.46	24.10	0.2570
20+20	1	0	1	99		16.32	16.23	15.90		
20+20	1	99	1	0		24.61	24.43	24.18		
20+20	100	0	100	0	16-QAM	21.85	21.75	21.49	23.73	0.2360
20+20	1	0	1	99		16.85	16.78	16.49		
20+20	1	99	1	0		24.24	24.01	23.81		
20+20	100	0	100	0	64-QAM	21.92	21.77	21.49	22.43	0.1750
20+20	1	0	1	99		16.55	16.45	16.18		
20+20	1	99	1	0		22.94	22.79	22.63		
20+20	100	0	100	0	256-QAM	20.07	19.90	19.62	19.56	0.0904
20+20	1	0	1	99		16.68	16.52	16.25		
20+20	1	99	1	0		20.05	19.85	19.63		
20+15	100	0	75	0	QPSK	22.88	22.73	22.47	24.09	0.2564
20+15	1	0	1	74		16.28	16.20	15.91		
20+15	1	99	1	0		24.60	24.43	24.25		
20+15	100	0	75	0	16-QAM	21.89	21.73	21.50	23.68	0.2333
20+15	1	0	1	74		16.83	16.74	16.48		
20+15	1	99	1	0		24.19	24.02	23.84		
20+15	100	0	75	0	64-QAM	21.92	21.74	21.50	22.45	0.1758
20+15	1	0	1	74		16.52	16.45	16.19		
20+15	1	99	1	0		22.96	22.78	22.62		
20+15	100	0	75	0	256-QAM	20.06	19.85	19.62	19.55	0.0902
20+15	1	0	1	74		16.65	16.55	16.24		
20+15	1	99	1	0		20.04	19.85	19.67		
15+20	75	0	100	0	QPSK	22.92	22.74	22.47	24.09	0.2564
15+20	1	0	1	99		16.28	16.18	15.92		
15+20	1	74	1	0		24.60	24.48	24.25		
15+20	75	0	100	0	16-QAM	21.93	21.79	21.47	23.79	0.2393
15+20	1	0	1	99		16.83	16.75	16.47		
15+20	1	74	1	0		24.30	24.01	23.84		
15+20	75	0	100	0	64-QAM	21.88	21.75	21.47	22.28	0.1690
15+20	1	0	1	99		16.53	16.44	16.17		
15+20	1	74	1	0		22.77	22.79	22.58		
15+20	75	0	100	0	256-QAM	20.03	19.86	19.59	19.69	0.0931
15+20	1	0	1	99		16.63	16.47	16.23		
15+20	1	74	1	0		20.20	19.83	19.63		
Limit	EIRP < 2W					Result			Pass	

LTE Band 41C_CA Maximum Average Power [dBm] (GT - LC = -0.51 dB)										
BW [MHz]	PCC		SCC		Mod	Lowest	Middle	Highest	EIRP (dBm)	EIRP (W)
	RB Size	RB Offset	RB Size	RB Offset						
20+10	100	0	50	0	QPSK	23.14	23.00	22.82	24.40	0.2754
20+10	1	0	1	49		16.57	16.49	16.25		
20+10	1	99	1	0		24.91	24.75	24.60		
20+10	100	0	50	0	16-QAM	22.12	22.03	21.81	23.94	0.2477
20+10	1	0	1	49		17.06	16.98	16.73		
20+10	1	99	1	0		24.45	24.34	24.18		
20+10	100	0	50	0	64-QAM	22.20	22.03	21.85	22.68	0.1854
20+10	1	0	1	49		16.80	16.72	16.51		
20+10	1	99	1	0		23.19	23.07	22.61		
20+10	100	0	50	0	256-QAM	19.96	19.83	19.63	19.55	0.0902
20+10	1	0	1	49		16.59	16.48	16.26		
20+10	1	99	1	0		20.06	19.83	19.70		
10+20	50	0	100	0	QPSK	23.14	23.01	22.76	24.43	0.2773
10+20	1	0	1	99		16.60	16.50	16.20		
10+20	1	49	1	0		24.94	24.81	24.53		
10+20	50	0	100	0	16-QAM	22.18	22.05	21.80	23.94	0.2477
10+20	1	0	1	99		17.07	16.97	16.71		
10+20	1	49	1	0		24.45	24.37	24.11		
10+20	50	0	100	0	64-QAM	22.23	22.10	21.79	22.59	0.1816
10+20	1	0	1	99		16.79	16.70	16.47		
10+20	1	49	1	0		22.71	23.10	22.86		
10+20	50	0	100	0	256-QAM	19.96	19.85	19.62	19.51	0.0893
10+20	1	0	1	99		16.60	16.43	16.20		
10+20	1	49	1	0		20.02	19.83	19.63		
20+5	100	0	25	0	QPSK	23.15	22.96	22.77	24.41	0.2761
20+5	1	0	1	24		16.55	16.44	16.17		
20+5	1	99	1	0		24.92	24.78	24.57		
20+5	100	0	25	0	16-QAM	22.16	22.01	21.81	23.95	0.2483
20+5	1	0	1	24		17.01	16.93	16.66		
20+5	1	99	1	0		24.46	24.36	24.17		
20+5	100	0	25	0	64-QAM	22.20	22.03	21.77	22.73	0.1875
20+5	1	0	1	24		16.78	16.64	16.41		
20+5	1	99	1	0		23.24	23.08	22.94		
20+5	100	0	25	0	256-QAM	19.94	19.80	19.60	19.60	0.0912
20+5	1	0	1	24		16.56	16.42	16.18		
20+5	1	99	1	0		20.11	19.84	19.69		
Limit	EIRP < 2W					Result			Pass	

LTE Band 41C_CA Maximum Average Power [dBm] (GT - LC = -0.51 dB)										
BW [MHz]	PCC		SCC		Mod	Lowest	Middle	Highest	EIRP (dBm)	EIRP (W)
	RB Size	RB Offset	RB Size	RB Offset						
5+20	25	0	100	0	QPSK	23.14	22.98	22.73	24.46	0.2793
5+20	1	0	1	99		16.61	16.40	16.13		
5+20	1	24	1	0		24.97	24.78	24.54		
5+20	25	0	100	0	16-QAM	22.21	22.03	21.75	23.99	0.2506
5+20	1	0	1	99		17.07	16.92	16.65		
5+20	1	24	1	0		24.50	24.38	24.12		
5+20	25	0	100	0	64-QAM	22.20	22.03	21.74	22.60	0.1820
5+20	1	0	1	99		16.84	16.66	16.39		
5+20	1	24	1	0		22.39	23.11	22.88		
5+20	25	0	100	0	256-QAM	19.96	19.81	19.53	19.50	0.0891
5+20	1	0	1	99		16.62	16.43	16.17		
5+20	1	24	1	0		20.01	19.83	19.63		
15+10	75	0	50	0	QPSK	23.17	22.97	22.79	24.38	0.2742
15+10	1	0	1	49		16.57	16.43	16.13		
15+10	1	74	1	0		24.89	24.76	24.51		
15+10	75	0	50	0	16-QAM	22.15	22.00	21.78	23.86	0.2432
15+10	1	0	1	49		17.01	16.91	16.67		
15+10	1	74	1	0		24.37	24.28	24.09		
15+10	75	0	50	0	64-QAM	22.17	22.00	21.78	22.50	0.1778
15+10	1	0	1	49		16.79	16.68	16.45		
15+10	1	74	1	0		22.99	23.01	22.86		
15+10	75	0	50	0	256-QAM	19.94	19.79	19.60	19.43	0.0877
15+10	1	0	1	49		16.57	16.42	16.20		
15+10	1	74	1	0		19.94	19.78	19.57		
10+15	50	0	75	0	QPSK	23.15	22.98	22.74	24.42	0.2767
10+15	1	0	1	74		16.62	16.48	16.17		
10+15	1	49	1	0		24.93	24.75	24.53		
10+15	50	0	75	0	16-QAM	22.16	22.00	21.78	23.95	0.2483
10+15	1	0	1	74		17.08	16.93	16.71		
10+15	1	49	1	0		24.46	24.31	24.13		
10+15	50	0	75	0	64-QAM	22.20	22.04	21.81	22.51	0.1782
10+15	1	0	1	74		16.78	16.92	16.45		
10+15	1	49	1	0		22.73	23.02	22.84		
10+15	50	0	75	0	256-QAM	19.98	19.81	19.59	19.48	0.0887
10+15	1	0	1	74		16.59	16.43	16.15		
10+15	1	49	1	0		19.99	19.79	19.61		
Limit	EIRP < 2W					Result			Pass	

LTE Band 41C_CA Maximum Average Power [dBm] (GT - LC = -0.51 dB)										
15+15	75	0	75	0	QPSK	22.89	22.70	22.48	24.09	0.2564
15+15	1	0	1	74		16.29	16.13	15.91		
15+15	1	74	1	0		24.60	24.43	24.25		
15+15	75	0	75	0	16-QAM	21.89	21.71	21.49	23.66	0.2323
15+15	1	0	1	74		16.84	16.69	16.47		
15+15	1	74	1	0		24.17	23.99	23.86		
15+15	75	0	75	0	64-QAM	21.88	21.66	21.48	22.35	0.1718
15+15	1	0	1	74		16.50	16.38	16.18		
15+15	1	74	1	0		22.86	22.73	22.61		
15+15	75	0	75	0	256-QAM	19.98	19.85	19.57	19.47	0.0885
15+15	1	0	1	74		16.60	16.48	16.21		
15+15	1	74	1	0		19.96	19.80	19.63		
Limit	EIRP < 2W					Result			Pass	

LTE Band 41C(HPUE)_CA Maximum Average Power [dBm] (GT - LC = -0.51 dB)										
BW [MHz]	PCC		SCC		Mod	Lowest	Middle	Highest	EIRP (dBm)	EIRP (W)
	RB Size	RB Offset	RB Size	RB Offset						
20+20	100	0	100	0	QPSK	24.04	25.00	26.44	27.19	0.5236
20+20	1	0	1	99		18.36	19.48	19.87		
20+20	1	99	1	0		26.80	27.70	27.64		
20+20	100	0	100	0	16-QAM	23.02	24.05	25.53	26.47	0.4436
20+20	1	0	1	99		18.89	19.98	20.41		
20+20	1	99	1	0		25.68	26.70	26.98		
20+20	100	0	100	0	64-QAM	22.88	25.07	24.78	25.44	0.3499
20+20	1	0	1	99		18.59	19.72	20.11		
20+20	1	99	1	0		24.15	25.95	24.83		
20+20	100	0	100	0	256-QAM	22.12	23.05	23.57	23.06	0.2023
20+20	1	0	1	99		18.58	19.71	20.20		
20+20	1	99	1	0		22.17	23.09	23.45		
20+15	100	0	75	0	QPSK	23.93	24.98	26.37	27.25	0.5309
20+15	1	0	1	74		18.35	19.44	19.87		
20+15	1	99	1	0		26.72	27.76	27.54		
20+15	100	0	75	0	16-QAM	22.98	24.00	25.44	26.34	0.4305
20+15	1	0	1	74		18.84	19.91	20.37		
20+15	1	99	1	0		25.81	26.77	26.85		
20+15	100	0	75	0	64-QAM	23.40	25.05	24.95	25.53	0.3573
20+15	1	0	1	74		18.54	19.69	20.13		
20+15	1	99	1	0		24.25	26.04	24.84		
20+15	100	0	75	0	256-QAM	22.08	23.05	23.48	22.97	0.1982
20+15	1	0	1	74		18.64	19.79	20.17		
20+15	1	99	1	0		22.14	23.10	23.33		
15+20	75	0	100	0	QPSK	23.94	24.97	26.42	27.21	0.5260
15+20	1	0	1	99		18.35	19.41	19.87		
15+20	1	74	1	0		26.64	27.72	27.67		
15+20	75	0	100	0	16-QAM	22.95	24.01	25.44	26.46	0.4426
15+20	1	0	1	99		18.85	19.92	20.33		
15+20	1	74	1	0		25.63	26.77	26.97		
15+20	75	0	100	0	64-QAM	23.67	25.02	24.96	25.44	0.3499
15+20	1	0	1	99		18.50	19.68	20.04		
15+20	1	74	1	0		24.01	25.95	24.91		
15+20	75	0	100	0	256-QAM	22.05	23.04	23.59	23.08	0.2032
15+20	1	0	1	99		18.65	19.69	20.22		
15+20	1	74	1	0		22.07	23.04	23.48		
Limit	EIRP < 2W					Result			Pass	

LTE Band 41C(HPUE)_CA Maximum Average Power [dBm] (GT - LC = -0.51 dB)										
BW [MHz]	PCC		SCC		Mod	Lowest	Middle	Highest	EIRP (dBm)	EIRP (W)
	RB Size	RB Offset	RB Size	RB Offset						
20+10	100	0	50	0	QPSK	23.96	24.96	26.34	27.29	0.5358
20+10	1	0	1	49		18.31	19.47	19.95		
20+10	1	99	1	0		26.77	27.80	27.53		
20+10	100	0	50	0	16-QAM	22.96	24.01	25.39	26.38	0.4345
20+10	1	0	1	49		18.83	19.94	20.39		
20+10	1	99	1	0		25.76	26.76	26.89		
20+10	100	0	50	0	64-QAM	23.86	25.02	24.96	25.54	0.3581
20+10	1	0	1	49		18.52	19.72	20.14		
20+10	1	99	1	0		24.27	26.05	24.86		
20+10	100	0	50	0	256-QAM	22.01	23.04	23.49	22.98	0.1986
20+10	1	0	1	49		18.56	19.71	20.23		
20+10	1	99	1	0		22.15	23.11	23.44		
10+20	50	0	100	0	QPSK	23.94	24.96	26.37	27.35	0.5433
10+20	1	0	1	99		18.39	19.49	19.94		
10+20	1	49	1	0		26.66	27.86	27.66		
10+20	50	0	100	0	16-QAM	22.97	23.99	25.44	26.58	0.4550
10+20	1	0	1	99		18.89	19.93	20.38		
10+20	1	49	1	0		25.75	26.77	27.09		
10+20	50	0	100	0	64-QAM	22.46	25.02	25.08	25.44	0.3499
10+20	1	0	1	99		18.58	19.67	20.07		
10+20	1	49	1	0		23.85	25.95	24.97		
10+20	50	0	100	0	256-QAM	22.04	23.09	23.61	23.10	0.2042
10+20	1	0	1	99		18.65	19.73	20.20		
10+20	1	49	1	0		22.11	23.11	23.54		
20+5	100	0	25	0	QPSK	23.97	24.95	26.34	27.36	0.5445
20+5	1	0	1	24		18.24	19.46	19.85		
20+5	1	99	1	0		26.76	27.87	27.49		
20+5	100	0	25	0	16-QAM	23.03	24.00	25.39	26.59	0.4560
20+5	1	0	1	24		18.95	19.92	20.37		
20+5	1	99	1	0		26.05	26.78	27.10		
20+5	100	0	25	0	64-QAM	23.98	25.02	25.10	25.60	0.3631
20+5	1	0	1	24		18.54	19.67	20.07		
20+5	1	99	1	0		24.41	26.11	24.98		
20+5	100	0	25	0	256-QAM	22.10	23.03	23.46	22.95	0.1972
20+5	1	0	1	24		18.56	19.69	20.15		
20+5	1	99	1	0		22.29	23.20	23.41		
Limit	EIRP < 2W					Result			Pass	

LTE Band 41C(HPUE)_CA Maximum Average Power [dBm] (GT - LC = -0.51 dB)										
BW [MHz]	PCC		SCC		Mod	Lowest	Middle	Highest	EIRP (dBm)	EIRP (W)
	RB Size	RB Offset	RB Size	RB Offset						
5+20	25	0	100	0	QPSK	23.34	24.90	26.42	27.44	0.5546
5+20	1	0	1	99		18.33	19.45	19.82		
5+20	1	24	1	0		26.50	27.95	27.68		
5+20	25	0	100	0	16-QAM	22.97	23.97	25.47	26.59	0.4560
5+20	1	0	1	99		18.87	19.93	20.35		
5+20	1	24	1	0		25.74	26.69	27.10		
5+20	25	0	100	0	64-QAM	22.56	24.94	25.06	25.36	0.3436
5+20	1	0	1	99		18.57	19.70	20.05		
5+20	1	24	1	0		23.52	25.87	25.05		
5+20	25	0	100	0	256-QAM	22.00	22.97	23.52	23.01	0.2000
5+20	1	0	1	99		18.70	19.69	20.22		
5+20	1	24	1	0		22.04	23.10	23.49		
15+10	75	0	50	0	QPSK	23.96	24.95	26.33	27.30	0.5370
15+10	1	0	1	49		18.32	19.47	19.86		
15+10	1	74	1	0		26.56	27.81	27.56		
15+10	75	0	50	0	16-QAM	23.02	23.98	25.39	26.50	0.4467
15+10	1	0	1	49		18.82	19.91	20.36		
15+10	1	74	1	0		25.79	26.80	27.01		
15+10	75	0	50	0	64-QAM	22.85	25.00	25.08	25.50	0.3548
15+10	1	0	1	49		18.54	19.70	20.12		
15+10	1	74	1	0		24.13	26.01	24.98		
15+10	75	0	50	0	256-QAM	22.02	23.01	23.45	22.94	0.1968
15+10	1	0	1	49		18.60	19.69	20.21		
15+10	1	74	1	0		22.07	23.08	23.40		
10+15	50	0	75	0	QPSK	23.25	24.93	26.37	27.35	0.5433
10+15	1	0	1	74		18.38	19.50	19.89		
10+15	1	49	1	0		26.73	27.86	27.59		
10+15	50	0	75	0	16-QAM	22.93	23.98	25.41	26.53	0.4498
10+15	1	0	1	74		18.83	19.95	20.36		
10+15	1	49	1	0		25.48	26.83	27.04		
10+15	50	0	75	0	64-QAM	22.56	25.01	25.14	25.48	0.3532
10+15	1	0	1	74		18.58	19.68	20.22		
10+15	1	49	1	0		23.93	25.99	25.02		
10+15	50	0	75	0	256-QAM	22.02	23.02	23.57	23.06	0.2023
10+15	1	0	1	74		18.65	19.71	20.22		
10+15	1	49	1	0		22.04	23.08	23.46		
Limit	EIRP < 2W					Result			Pass	

LTE Band 41C(HPUE)_CA Maximum Average Power [dBm] (GT - LC = -0.51 dB)										
BW [MHz]	PCC		SCC		Mod	Lowest	Middle	Highest	EIRP (dBm)	EIRP (W)
	RB Size	RB Offset	RB Size	RB Offset						
15+15	75	0	75	0	QPSK	23.56	24.02	26.32	27.23	0.5284
15+15	1	0	1	74		18.32	19.48	19.90		
15+15	1	74	1	0		26.70	27.74	27.60		
15+15	75	0	75	0	16-QAM	23.09	24.01	25.44	26.49	0.4457
15+15	1	0	1	74		18.79	19.89	20.37		
15+15	1	74	1	0		25.58	26.73	27.00		
15+15	75	0	75	0	64-QAM	22.89	25.07	24.86	25.42	0.3483
15+15	1	0	1	74		18.49	19.64	20.11		
15+15	1	74	1	0		24.04	25.93	24.86		
15+15	75	0	75	0	256-QAM	22.08	23.05	23.55	23.04	0.2014
15+15	1	0	1	74		18.78	19.68	20.22		
15+15	1	74	1	0		22.04	23.03	23.44		
Limit	EIRP < 2W					Result			Pass	

LTE Band 2

Peak-to-Average Ratio

Mode	LTE Band 2 / 20MHz				
Mod.	QPSK	16QAM	64QAM	256QAM	Limit: 13dB
RB Size	Full RB	Full RB	Full RB	Full RB	Result
Middle CH	4.72	5.68	6.29	6.64	PASS

LTE Band 2 / 20MHz / QPSK

Middle Channel / Full RB

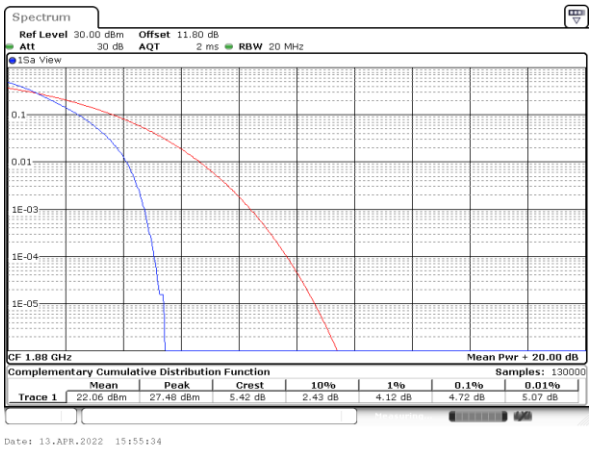

LTE Band 2 / 20MHz / 16QAM

Middle Channel / Full RB

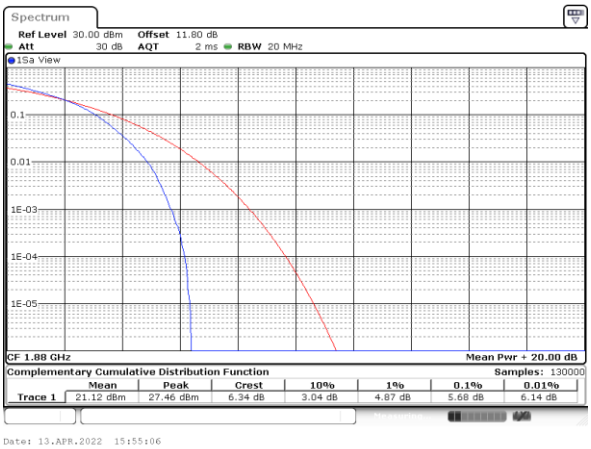

LTE Band 2 / 20MHz / 64QAM

Middle Channel / Full RB

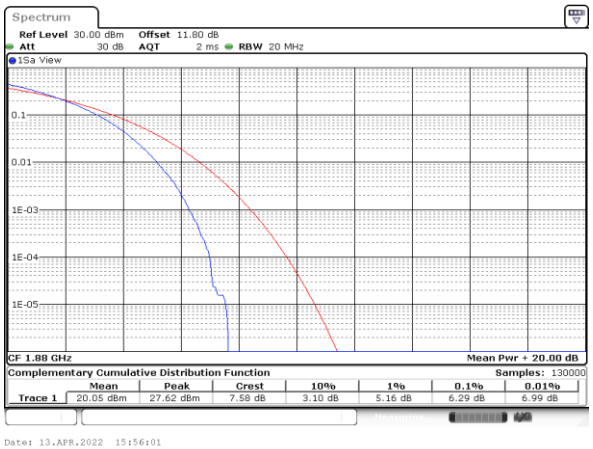

LTE Band 2 / 20MHz / 256QAM

Middle Channel / Full RB

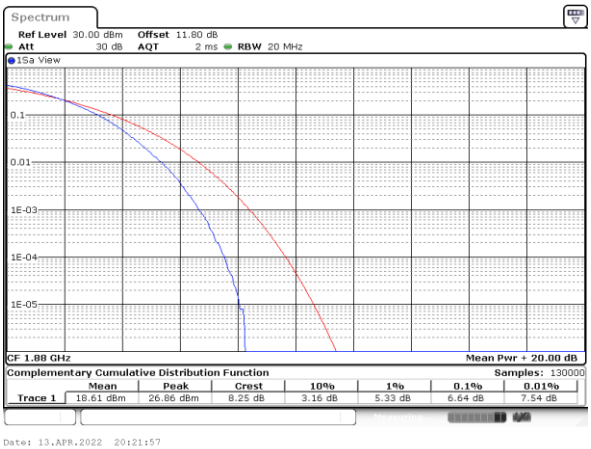

26dB Bandwidth

Mode	LTE Band 2 : 26dB BW(MHz)											
BW	1.4MHz		3MHz		5MHz		10MHz		15MHz		20MHz	
Mod.	QPSK	16QAM	QPSK	16QAM	QPSK	16QAM	QPSK	16QAM	QPSK	16QAM	QPSK	16QAM
Middle CH	1.22	1.22	3.03	3.05	4.79	4.93	9.73	9.73	14.36	14.48	19.26	19.10
Mode	LTE Band 2 : 26dB BW(MHz)											
BW	1.4MHz		3MHz		5MHz		10MHz		15MHz		20MHz	
Mod.	64QAM	256 QAM	64QAM	256 QAM	64QAM	256 QAM	64QAM	256 QAM	64QAM	256 QAM	64QAM	256 QAM
Middle CH	1.22	1.22	3.03	3.03	4.90	4.95	9.91	9.75	14.54	14.27	19.02	18.82

LTE Band 2

Middle Channel / 1.4MHz / QPSK

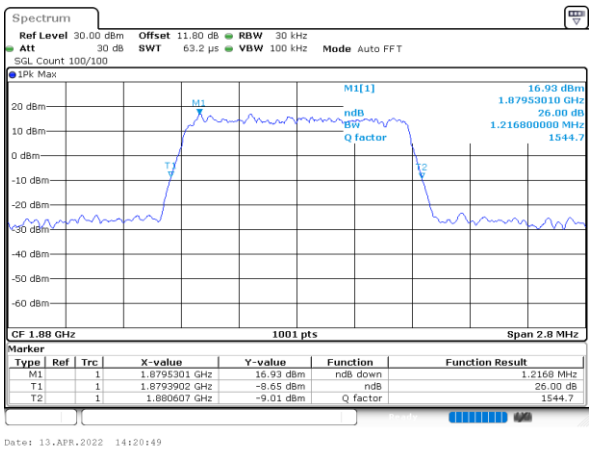

Middle Channel / 1.4MHz / 16QAM

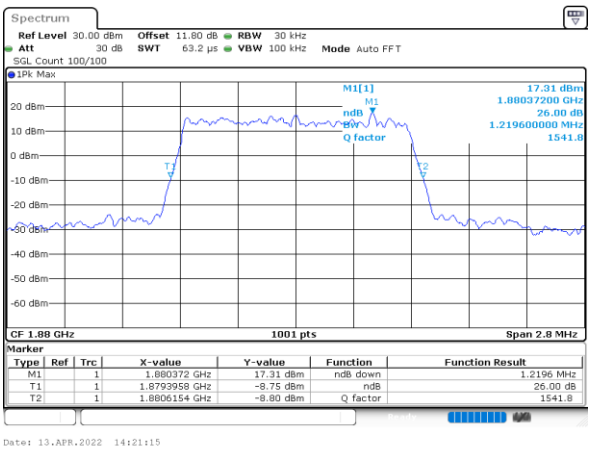

Middle Channel / 3MHz / QPSK

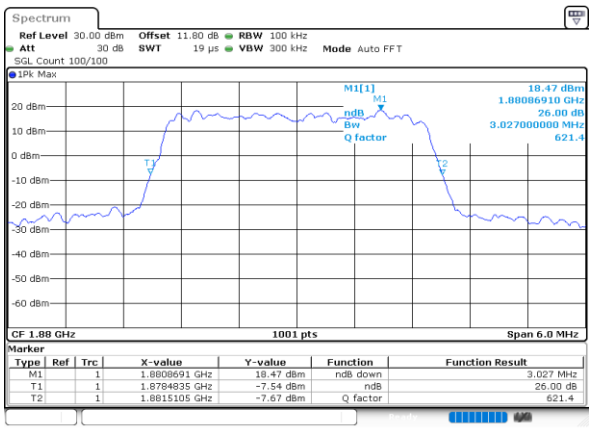

Middle Channel / 3MHz / 16QAM

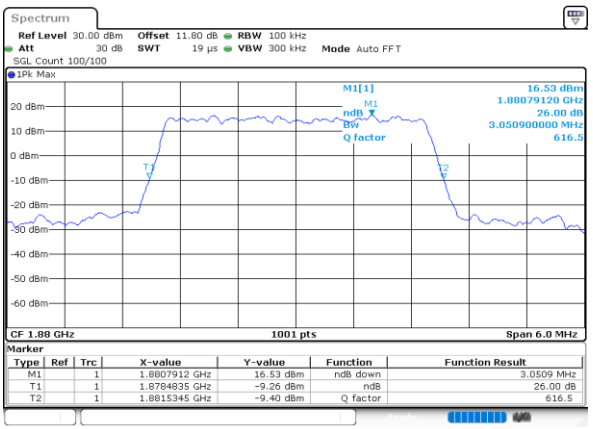

Middle Channel / 5MHz / QPSK

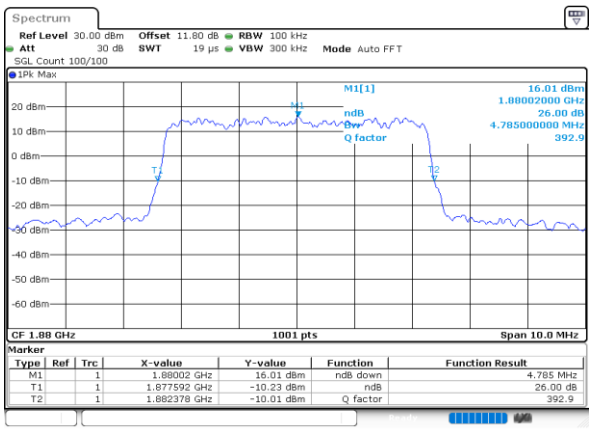

Middle Channel / 5MHz / 16QAM

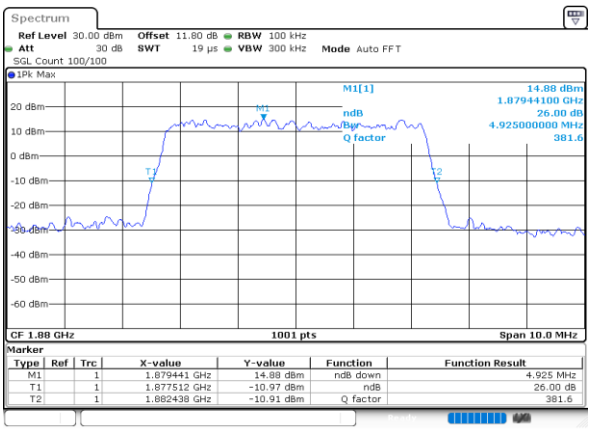

LTE Band 2

Middle Channel / 10MHz / QPSK

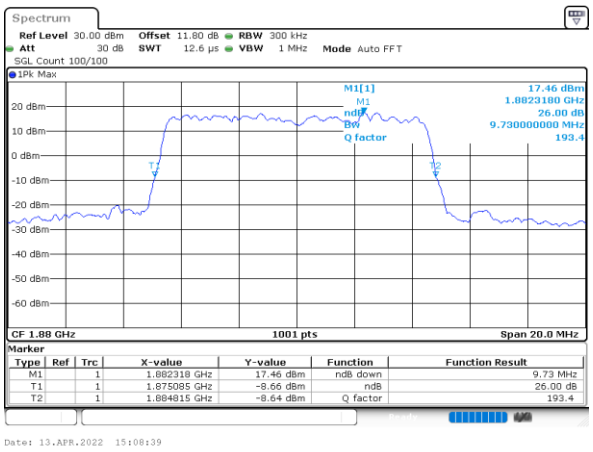

Middle Channel / 10MHz / 16QAM

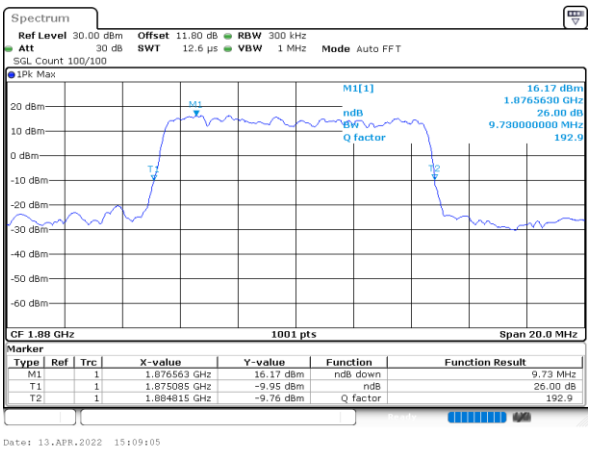

Middle Channel / 15MHz / QPSK

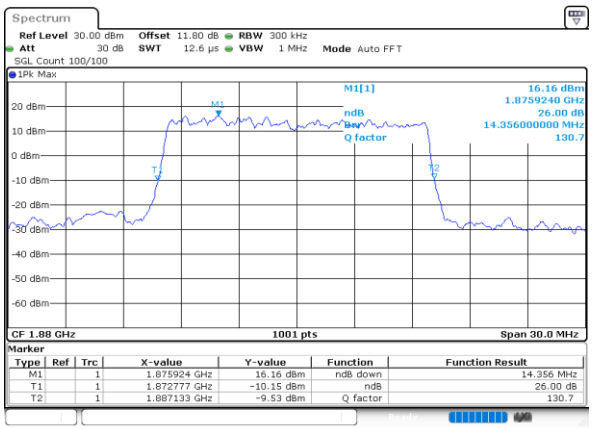

Middle Channel / 15MHz / 16QAM

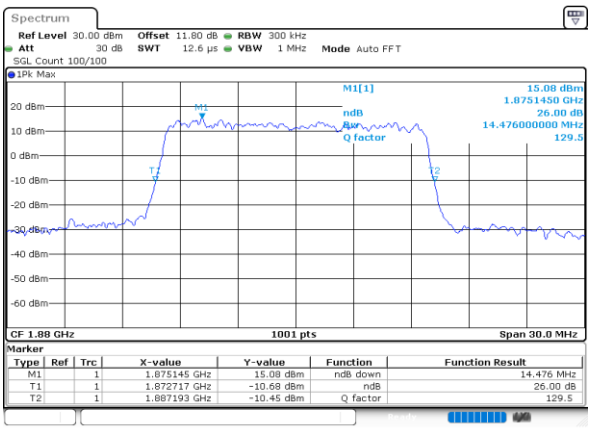

Middle Channel / 20MHz / QPSK

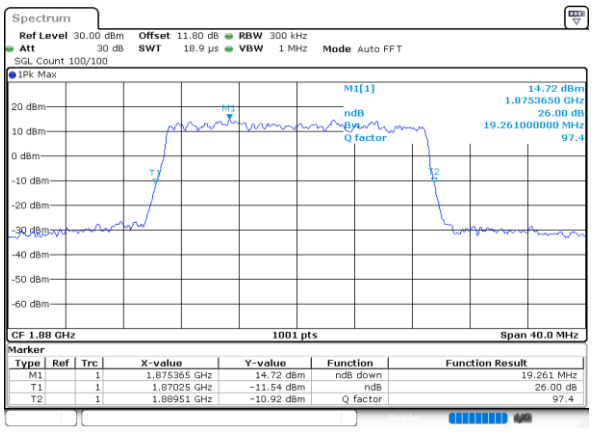

Middle Channel / 20MHz / 16QAM

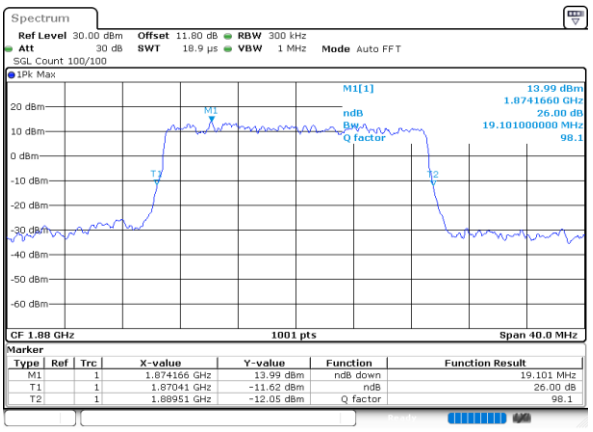

LTE Band 2

Middle Channel / 1.4MHz / 64QAM

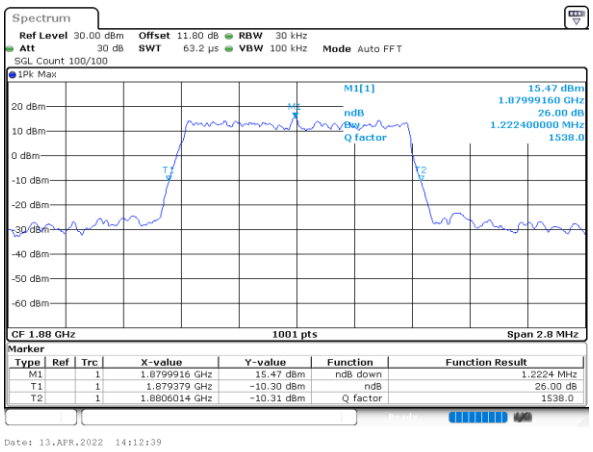

Middle Channel / 3MHz / 64QAM

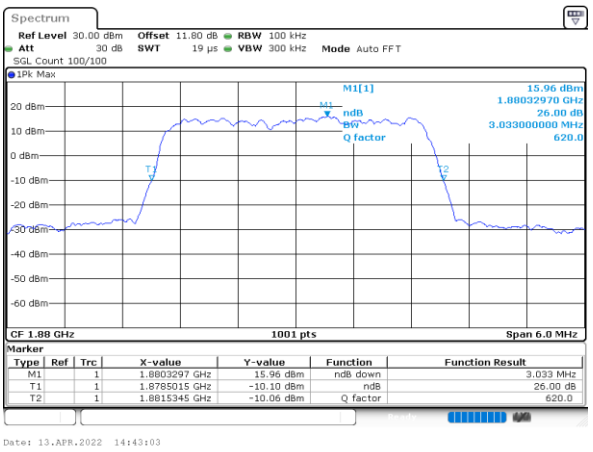

Middle Channel / 5MHz / 64QAM

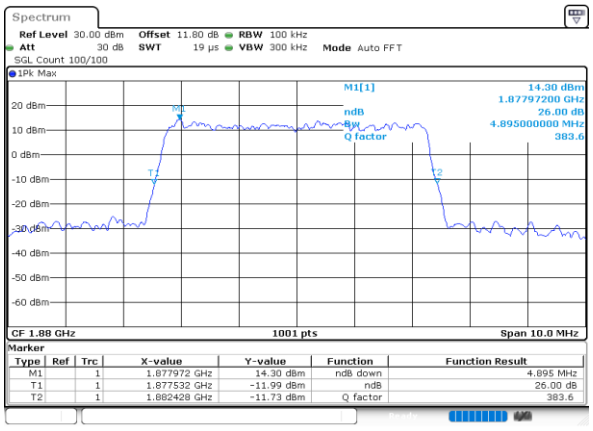

Middle Channel / 10MHz / 64QAM

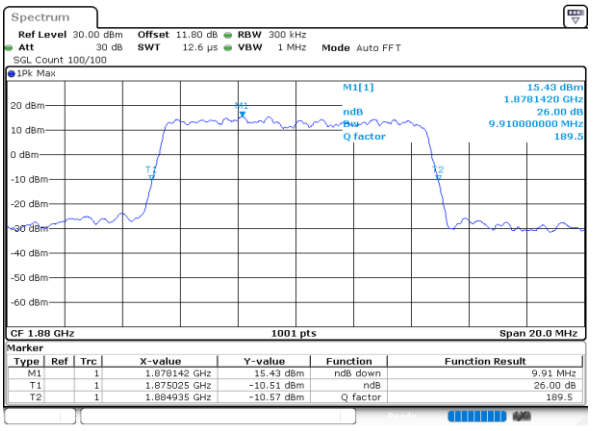

Middle Channel / 15MHz / 64QAM

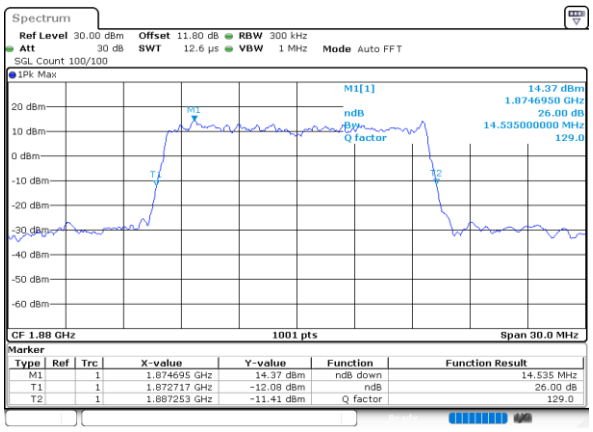

Middle Channel / 20MHz / 64QAM

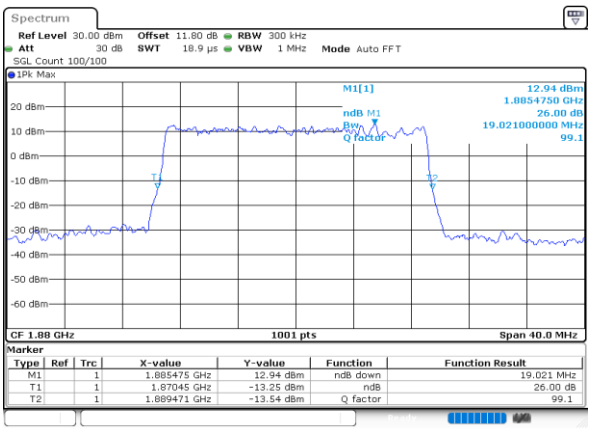

LTE Band 2

Middle Channel / 1.4MHz / 256QAM

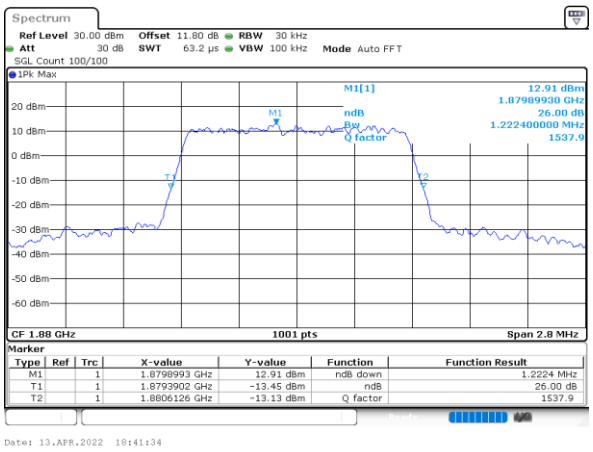

Middle Channel / 3MHz / 256QAM

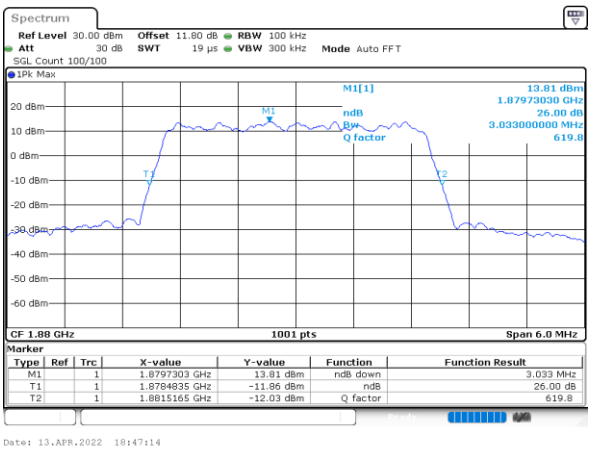

Middle Channel / 5MHz / 256QAM

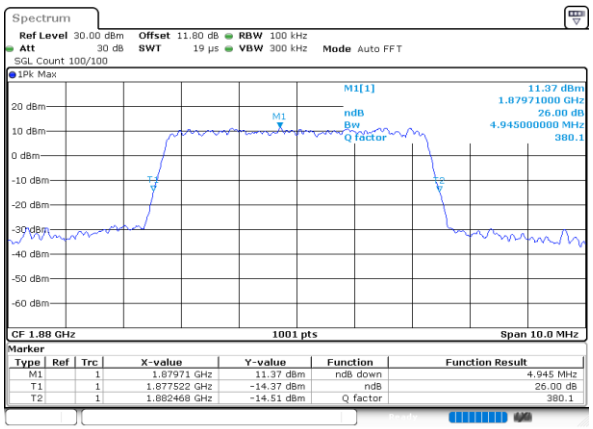

Middle Channel / 10MHz / 256QAM

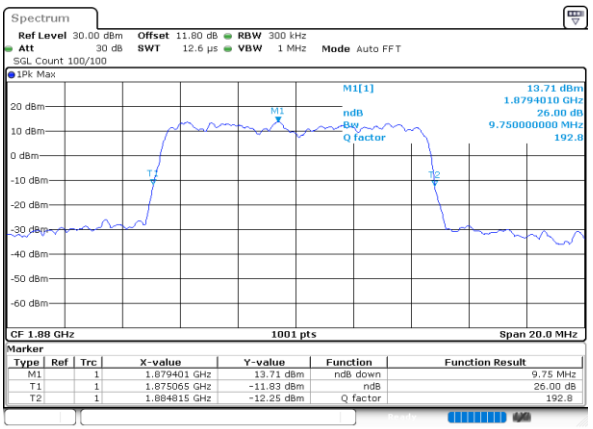

Middle Channel / 15MHz / 256QAM

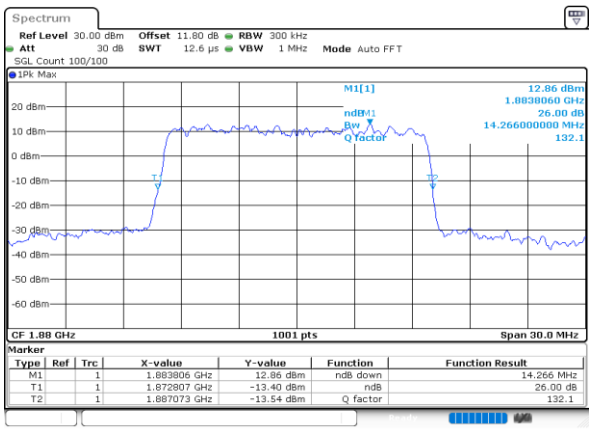

Middle Channel / 20MHz / 256QAM

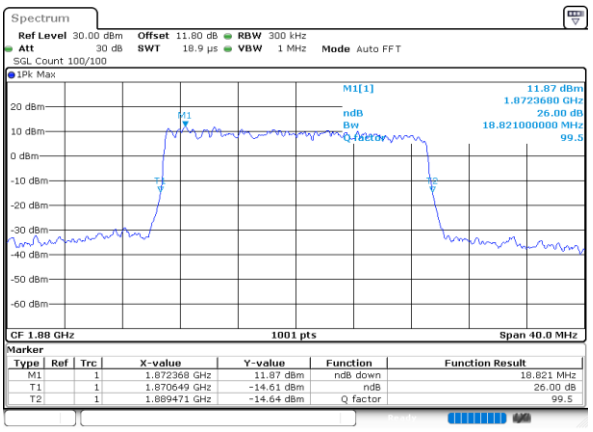

Occupied Bandwidth

Mode	LTE Band 2 : 99%OBW(MHz)											
BW	1.4MHz		3MHz		5MHz		10MHz		15MHz		20MHz	
Mod.	QPSK	16QAM	QPSK	16QAM	QPSK	16QAM	QPSK	16QAM	QPSK	16QAM	QPSK	16QAM
Middle CH	1.09	1.10	2.72	2.73	4.50	4.49	9.03	8.99	13.46	13.40	17.86	17.86
Mode	LTE Band 2 : 99%OBW(MHz)											
BW	1.4MHz		3MHz		5MHz		10MHz		15MHz		20MHz	
Mod.	64QAM	256 QAM	64QAM	256 QAM	64QAM	256 QAM	64QAM	256 QAM	64QAM	256 QAM	64QAM	256 QAM
Middle CH	1.09	1.09	2.72	2.73	4.50	4.48	9.05	9.03	13.49	13.43	17.94	17.90

LTE Band 2

Middle Channel / 1.4MHz / QPSK

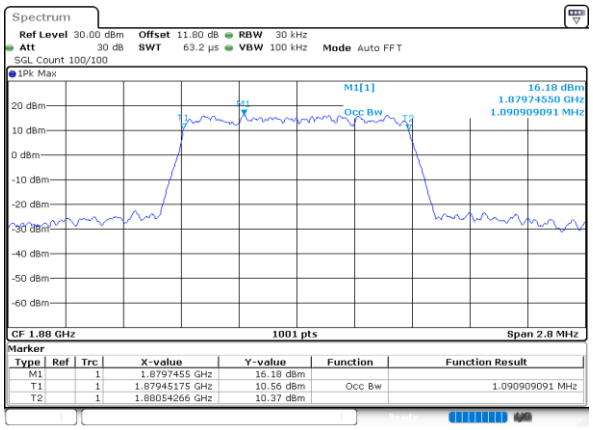

Middle Channel / 1.4MHz / 16QAM

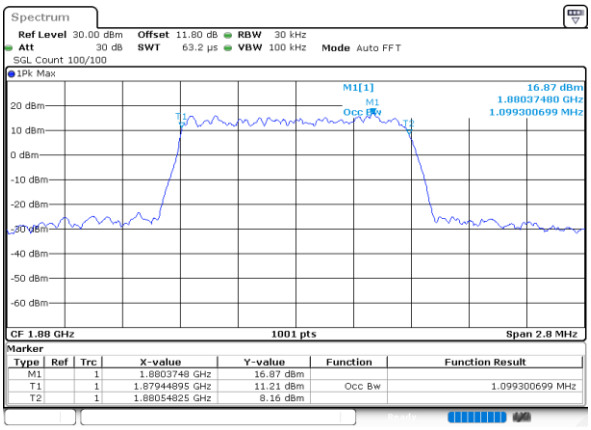

Middle Channel / 3MHz / QPSK

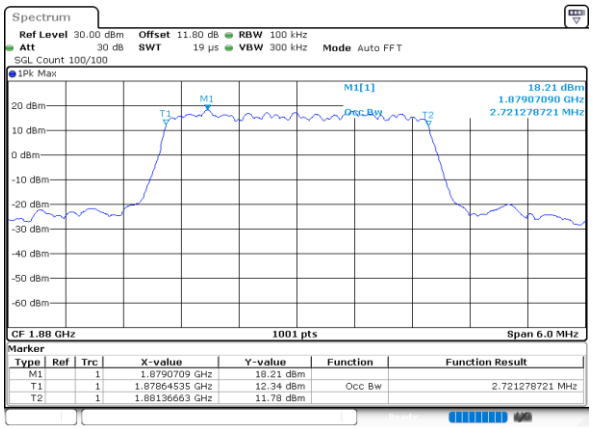

Middle Channel / 3MHz / 16QAM

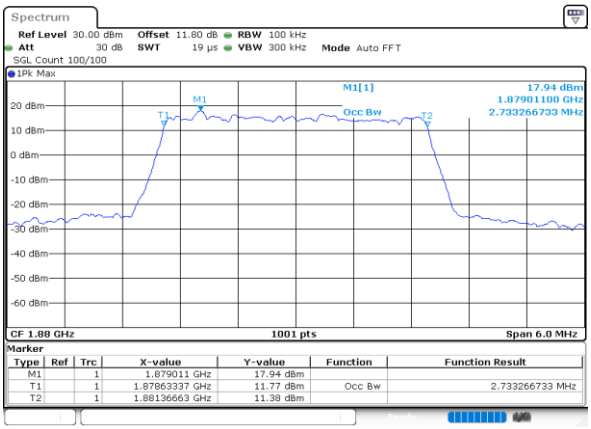

Middle Channel / 5MHz / QPSK

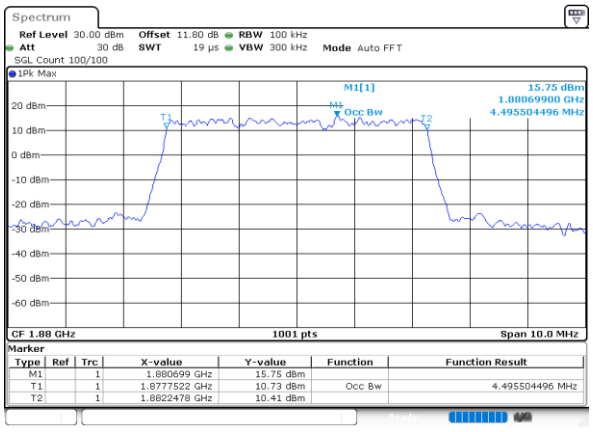

Middle Channel / 5MHz / 16QAM

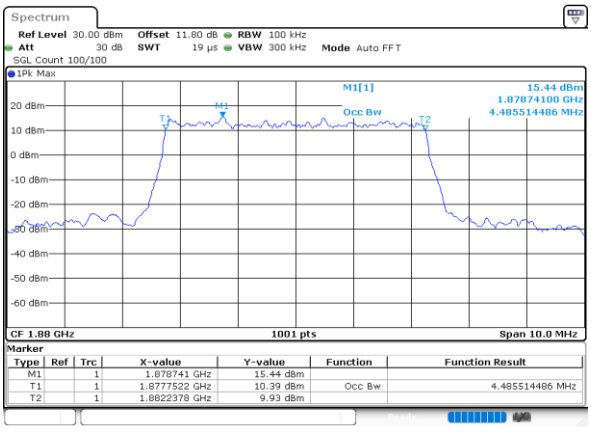

LTE Band 2

Middle Channel / 10MHz / QPSK

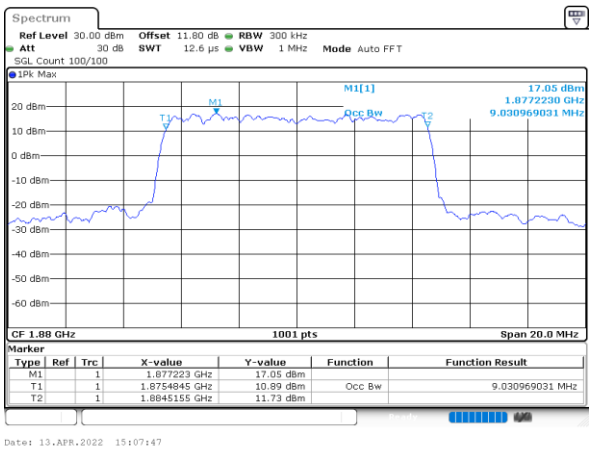

Middle Channel / 10MHz / 16QAM

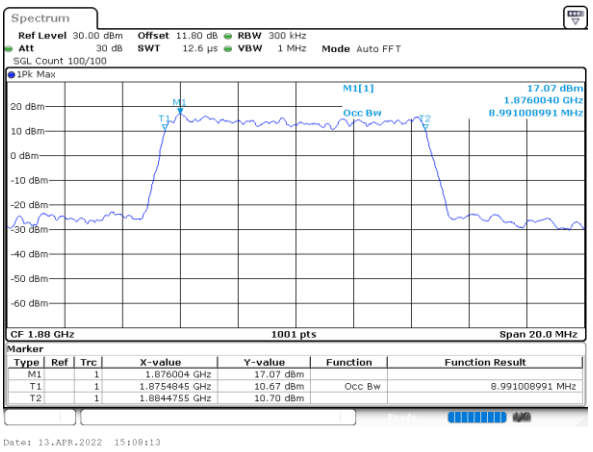

Middle Channel / 15MHz / QPSK

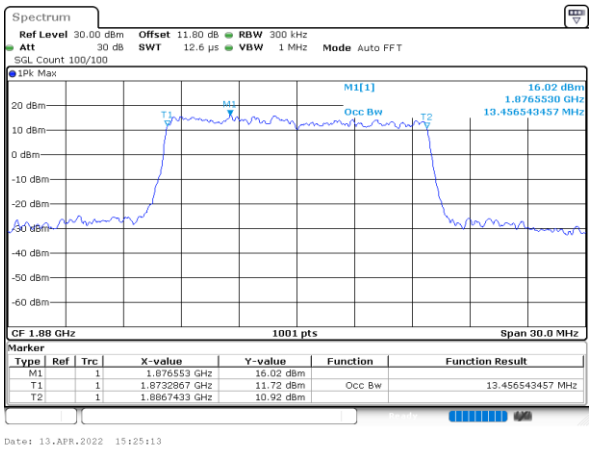

Middle Channel / 15MHz / 16QAM

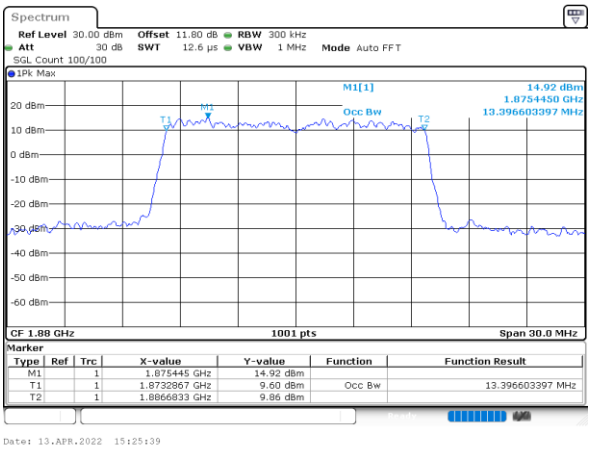

Middle Channel / 20MHz / QPSK

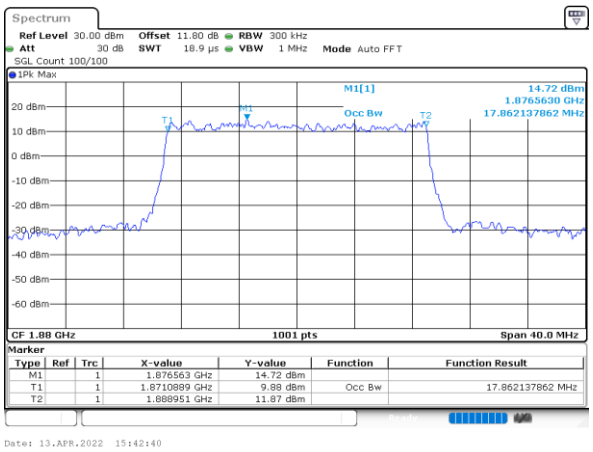

Middle Channel / 20MHz / 16QAM

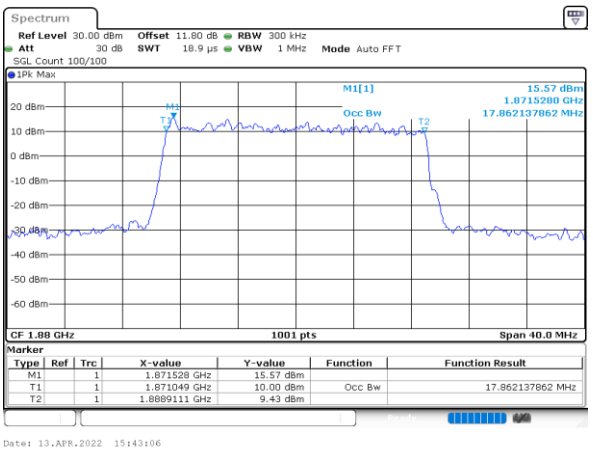

LTE Band 2

Middle Channel / 1.4MHz / 64QAM

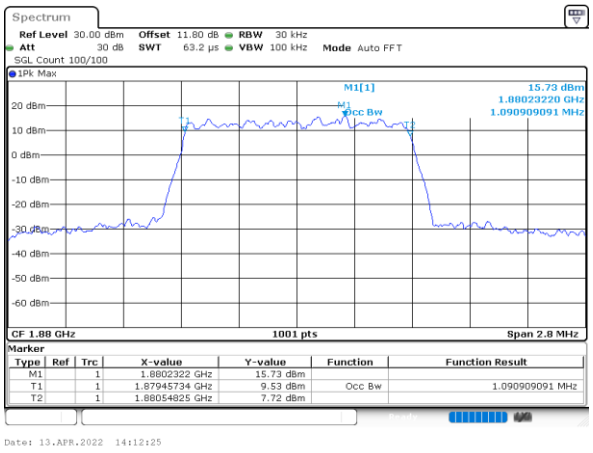

Middle Channel / 3MHz / 64QAM

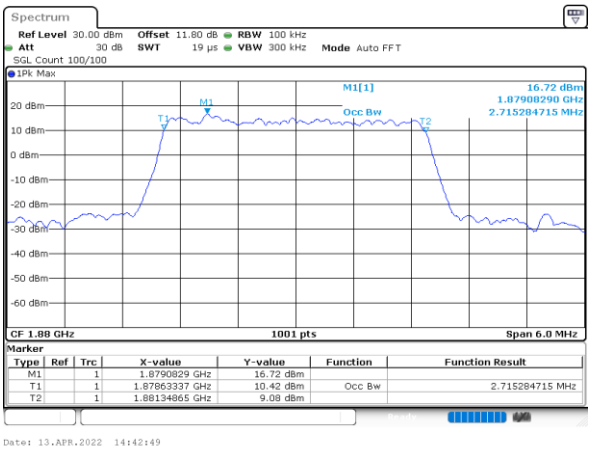

Middle Channel / 5MHz / 64QAM

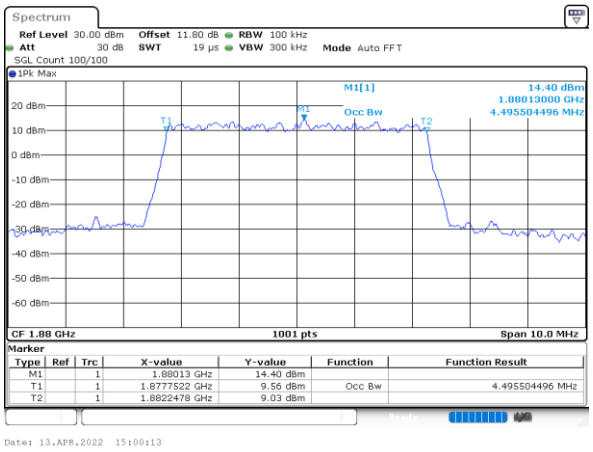

Middle Channel / 10MHz / 64QAM

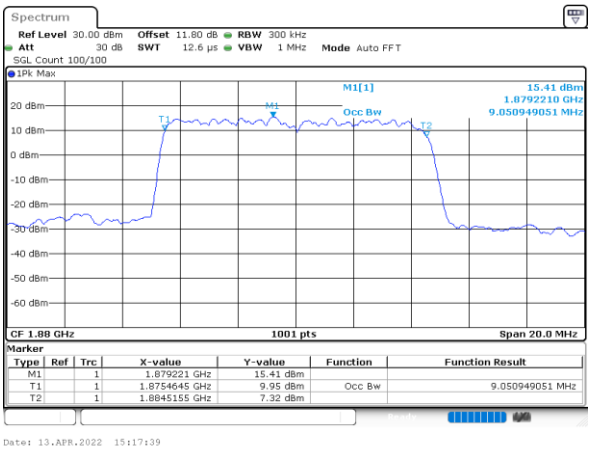

Middle Channel / 15MHz / 64QAM

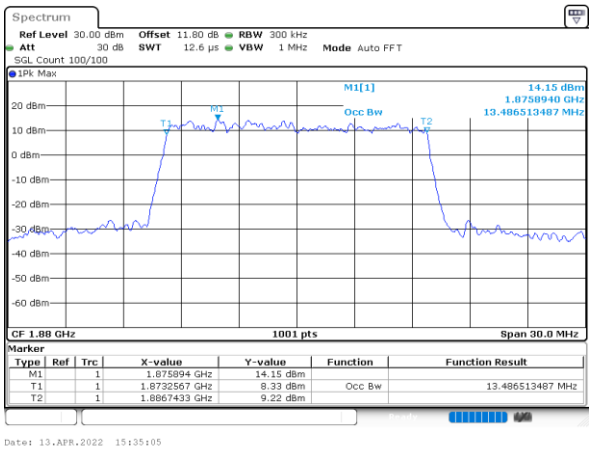

Middle Channel / 20MHz / 64QAM

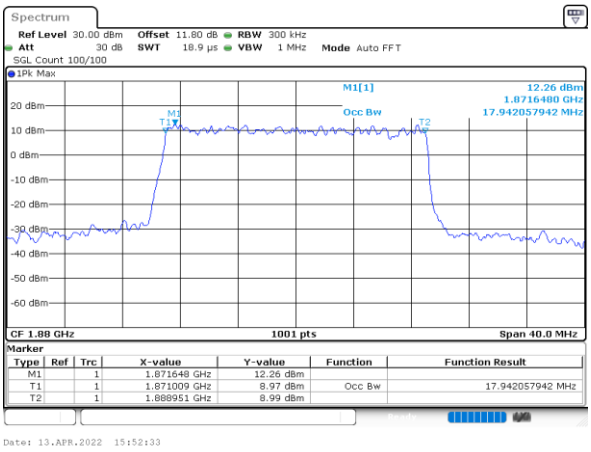

LTE Band 2

Middle Channel / 1.4MHz / 256QAM

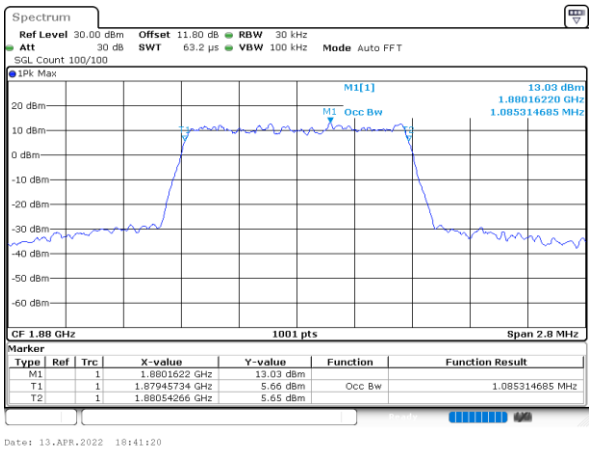

Middle Channel / 3MHz / 256QAM

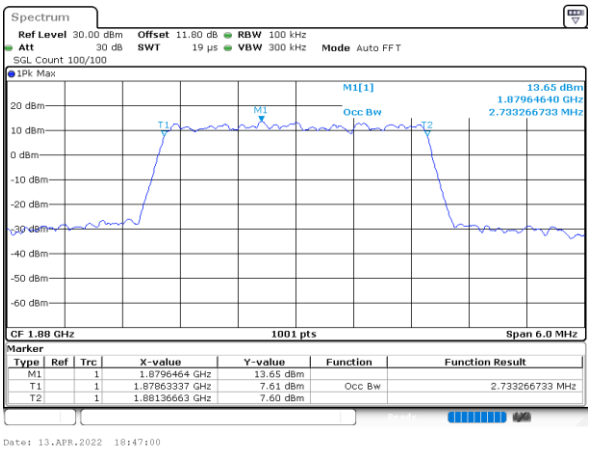

Middle Channel / 5MHz / 256QAM

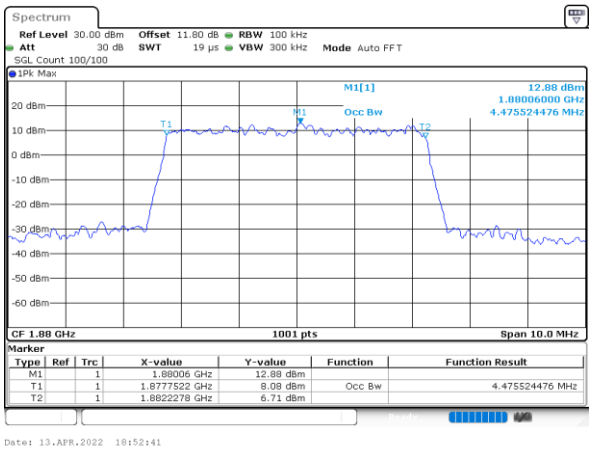

Middle Channel / 10MHz / 256QAM

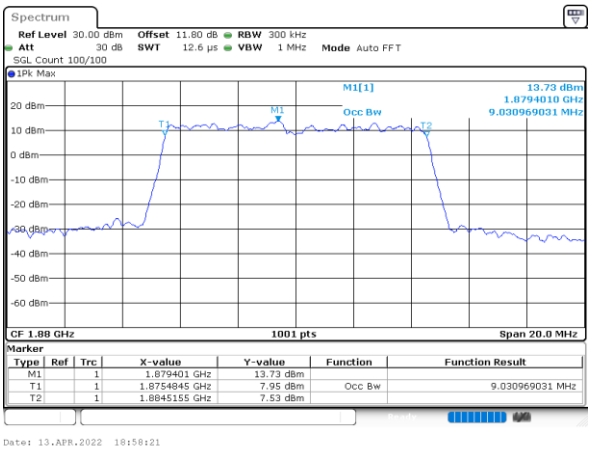

Middle Channel / 15MHz / 256QAM

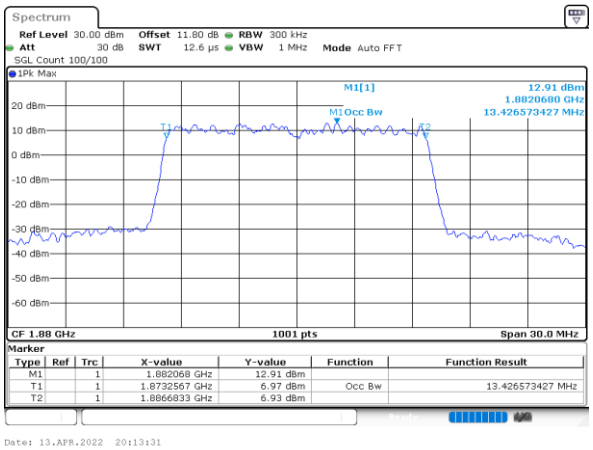

Middle Channel / 20MHz / 256QAM

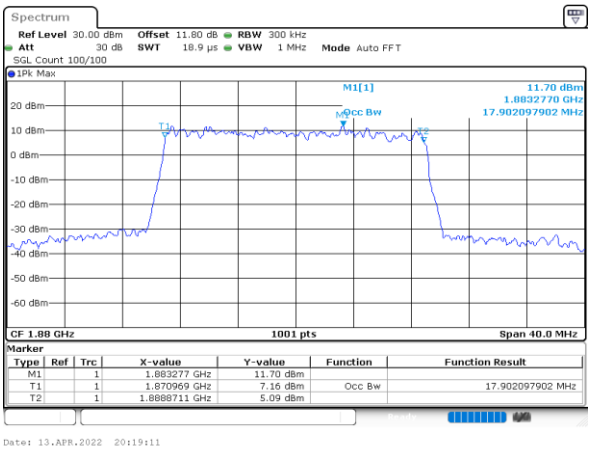

Conducted Band Edge

LTE Band 2 / 1.4MHz / QPSK

Lowest Band Edge / 1RB

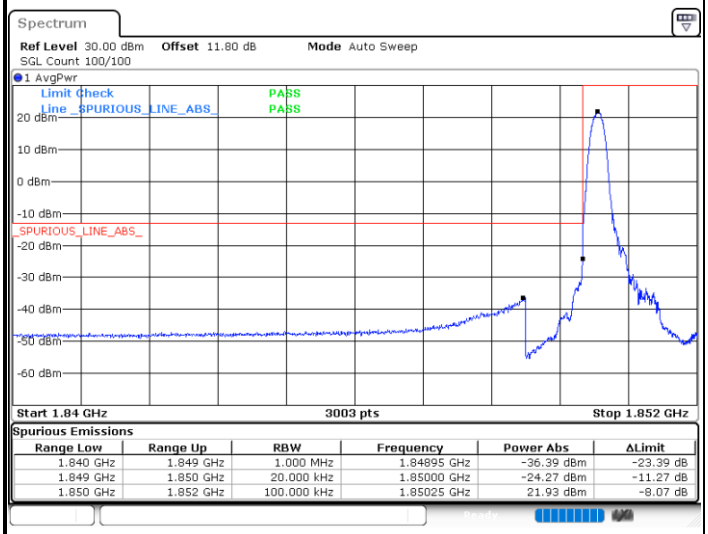

Spurious Emissions

Range Low	Range Up	RBW	Frequency	Power Abs	ΔLimit
1.840 GHz	1.849 GHz	1.000 MHz	1.84895 GHz	-36.39 dBm	-23.39 dB
1.849 GHz	1.850 GHz	20.000 kHz	1.85000 GHz	-24.27 dBm	-11.27 dB
1.850 GHz	1.852 GHz	100.000 kHz	1.85025 GHz	21.93 dBm	-8.07 dB

Date: 13.APR.2022 14:15:27

Highest Band Edge / 1RB

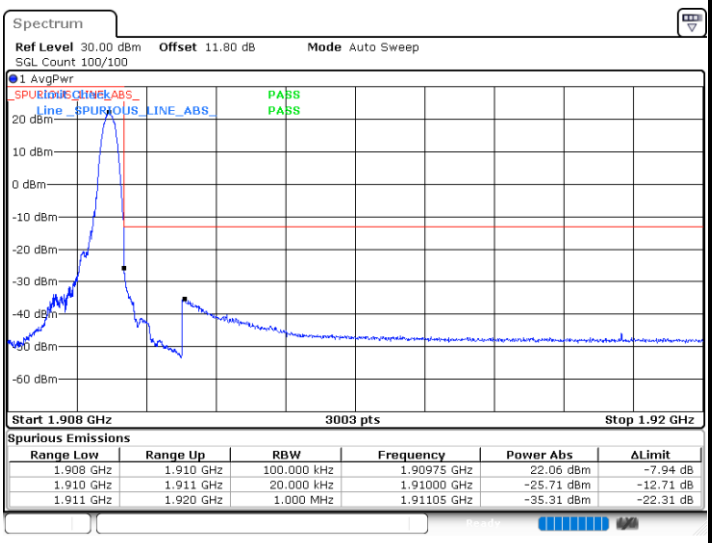

Spurious Emissions

Range Low	Range Up	RBW	Frequency	Power Abs	ΔLimit
1.908 GHz	1.910 GHz	100.000 kHz	1.90975 GHz	22.06 dBm	-7.94 dB
1.910 GHz	1.911 GHz	20.000 kHz	1.91000 GHz	-25.71 dBm	-12.71 dB
1.911 GHz	1.920 GHz	1.000 MHz	1.91105 GHz	-35.31 dBm	-22.31 dB

Date: 13.APR.2022 14:23:26

Lowest Band Edge / Full RB

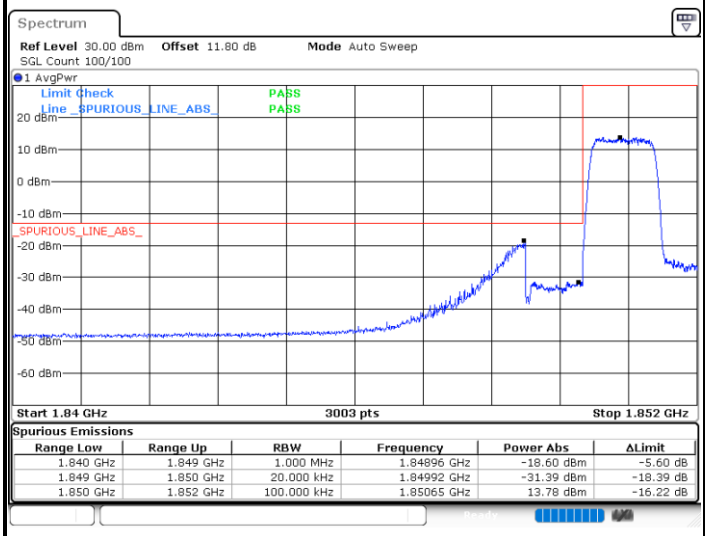

Spurious Emissions

Range Low	Range Up	RBW	Frequency	Power Abs	ΔLimit
1.840 GHz	1.849 GHz	1.000 MHz	1.84896 GHz	-18.60 dBm	-5.60 dB
1.849 GHz	1.850 GHz	20.000 kHz	1.84992 GHz	-31.39 dBm	-18.39 dB
1.850 GHz	1.852 GHz	100.000 kHz	1.85065 GHz	13.78 dBm	-16.22 dB

Date: 13.APR.2022 14:17:19

Highest Band Edge / Full RB

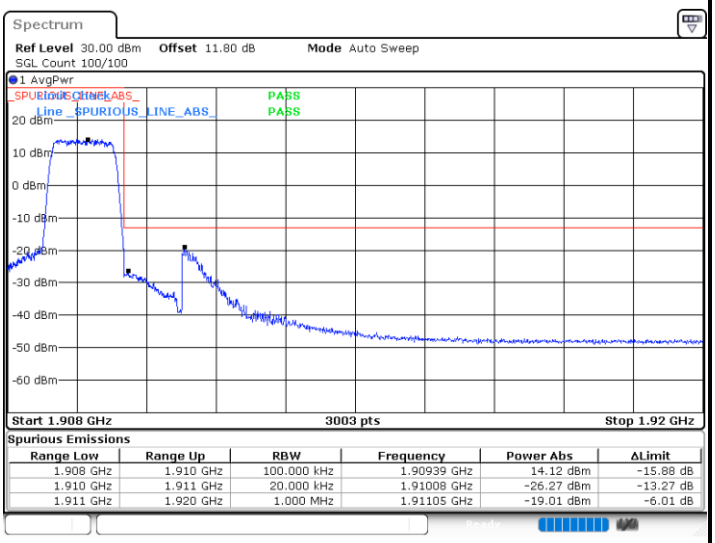

Spurious Emissions

Range Low	Range Up	RBW	Frequency	Power Abs	ΔLimit
1.908 GHz	1.910 GHz	100.000 kHz	1.90939 GHz	14.12 dBm	-15.88 dB
1.910 GHz	1.911 GHz	20.000 kHz	1.91008 GHz	-26.27 dBm	-13.27 dB
1.911 GHz	1.920 GHz	1.000 MHz	1.91105 GHz	-19.01 dBm	-6.01 dB

Date: 13.APR.2022 14:25:19

LTE Band 2 / 1.4MHz / 16QAM

Lowest Band Edge / 1 RB

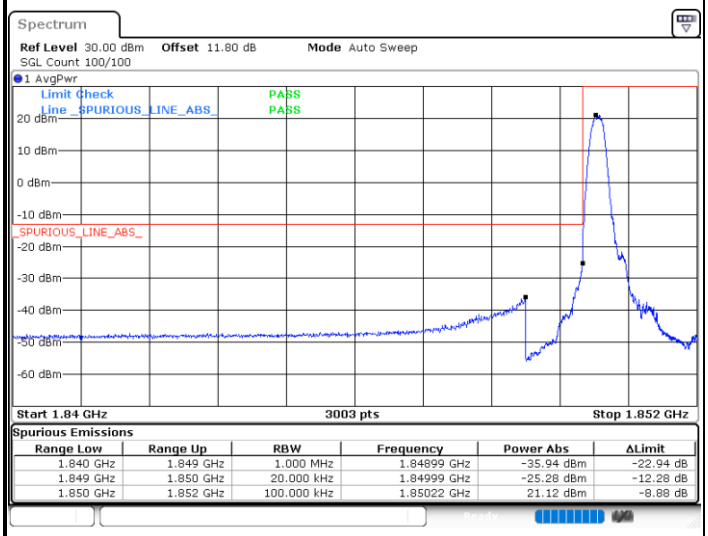

Spurious Emissions

Range Low	Range Up	RBW	Frequency	Power Abs	ΔLimit
1.840 GHz	1.849 GHz	1.000 MHz	1.84899 GHz	-35.94 dBm	-22.94 dB
1.849 GHz	1.850 GHz	20.000 kHz	1.84999 GHz	-25.28 dBm	-12.28 dB
1.850 GHz	1.852 GHz	100.000 kHz	1.85022 GHz	21.12 dBm	-8.88 dB

Date: 13.APR.2022 14:16:23

Highest Band Edge / 1 RB

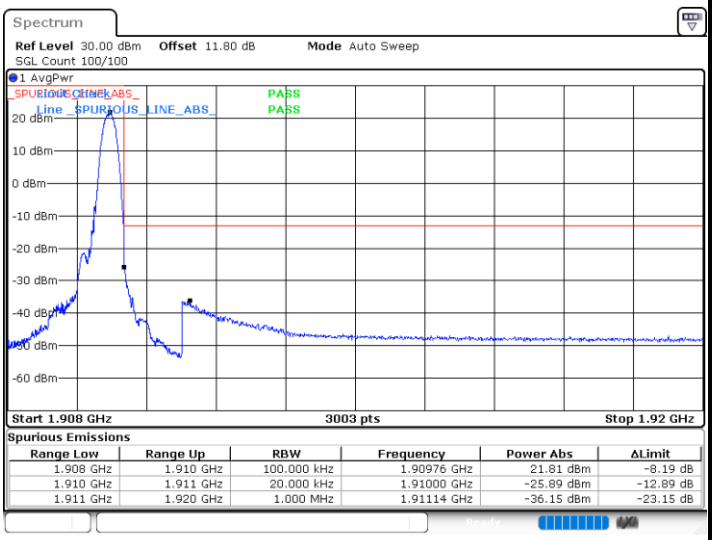

Spurious Emissions

Range Low	Range Up	RBW	Frequency	Power Abs	ΔLimit
1.908 GHz	1.910 GHz	100.000 kHz	1.90976 GHz	21.81 dBm	-8.19 dB
1.910 GHz	1.911 GHz	20.000 kHz	1.91000 GHz	-25.89 dBm	-12.89 dB
1.911 GHz	1.920 GHz	1.000 MHz	1.91114 GHz	-36.15 dBm	-23.15 dB

Date: 13.APR.2022 14:24:22

Lowest Band Edge / Full RB

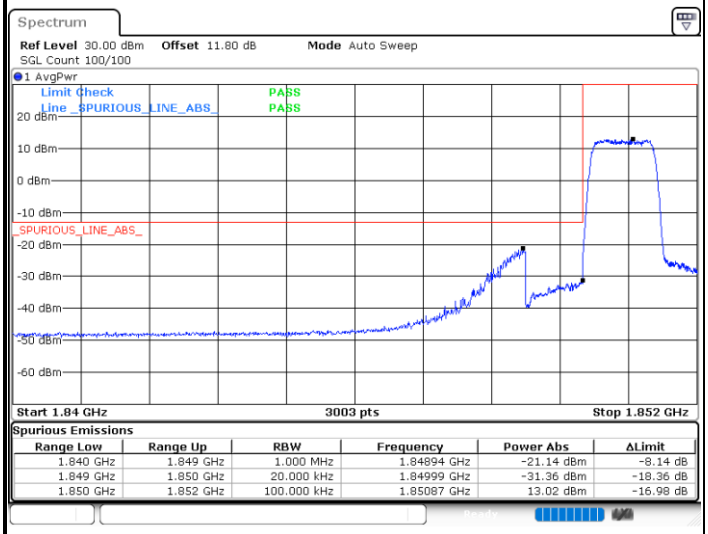

Spurious Emissions

Range Low	Range Up	RBW	Frequency	Power Abs	ΔLimit
1.840 GHz	1.849 GHz	1.000 MHz	1.84894 GHz	-21.14 dBm	-8.14 dB
1.849 GHz	1.850 GHz	20.000 kHz	1.84999 GHz	-31.36 dBm	-18.36 dB
1.850 GHz	1.852 GHz	100.000 kHz	1.85087 GHz	13.02 dBm	-16.98 dB

Date: 13.APR.2022 14:18:15

Highest Band Edge / Full RB

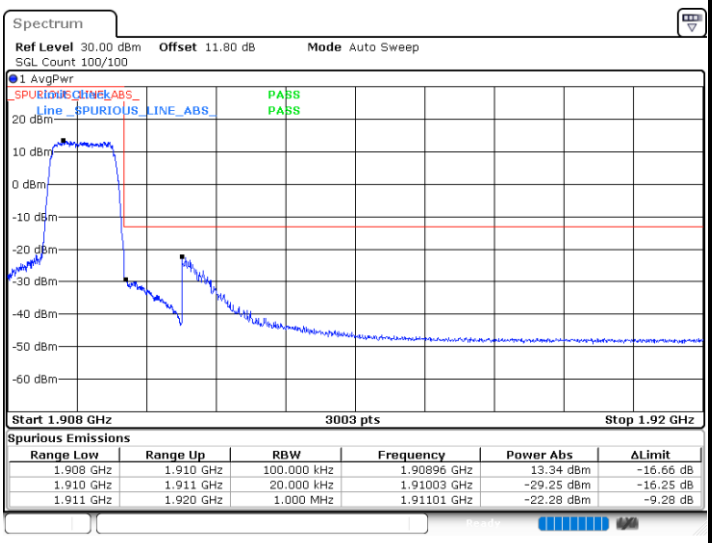

Spurious Emissions

Range Low	Range Up	RBW	Frequency	Power Abs	ΔLimit
1.908 GHz	1.910 GHz	100.000 kHz	1.90896 GHz	13.34 dBm	-16.66 dB
1.910 GHz	1.911 GHz	20.000 kHz	1.91003 GHz	-29.25 dBm	-16.25 dB
1.911 GHz	1.920 GHz	1.000 MHz	1.91101 GHz	-22.28 dBm	-9.28 dB

Date: 13.APR.2022 14:26:14

LTE Band 2 / 1.4MHz / 64QAM

Lowest Band Edge / 1 RB

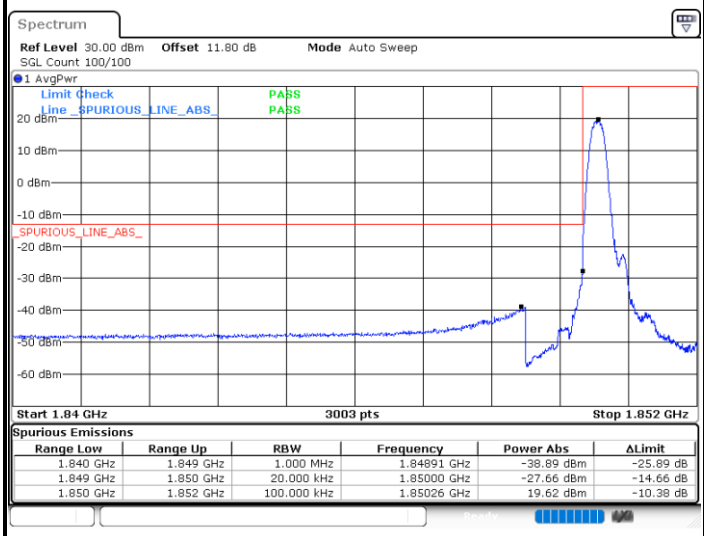

Spurious Emissions

Range Low	Range Up	RBW	Frequency	Power Abs	ΔLimit
1.840 GHz	1.849 GHz	1.000 MHz	1.84891 GHz	-38.89 dBm	-25.89 dB
1.849 GHz	1.850 GHz	20.000 kHz	1.85000 GHz	-27.66 dBm	-14.66 dB
1.850 GHz	1.852 GHz	100.000 kHz	1.85026 GHz	19.62 dBm	-10.38 dB

Date: 13.APR.2022 14:11:02

Highest Band Edge / 1 RB

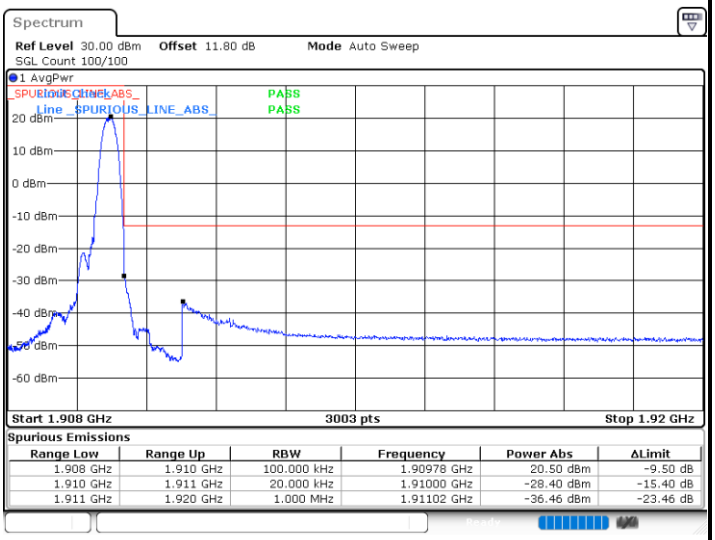

Spurious Emissions

Range Low	Range Up	RBW	Frequency	Power Abs	ΔLimit
1.908 GHz	1.910 GHz	100.000 kHz	1.90978 GHz	20.50 dBm	-9.50 dB
1.910 GHz	1.911 GHz	20.000 kHz	1.91000 GHz	-28.40 dBm	-15.40 dB
1.911 GHz	1.920 GHz	1.000 MHz	1.91102 GHz	-36.46 dBm	-23.46 dB

Date: 13.APR.2022 14:13:35

Lowest Band Edge / Full RB

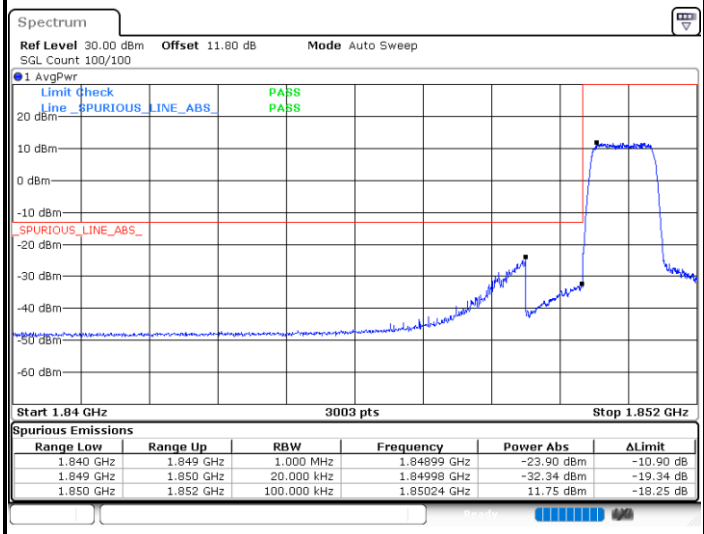

Spurious Emissions

Range Low	Range Up	RBW	Frequency	Power Abs	ΔLimit
1.840 GHz	1.849 GHz	1.000 MHz	1.84899 GHz	-23.90 dBm	-10.90 dB
1.849 GHz	1.850 GHz	20.000 kHz	1.84998 GHz	-32.34 dBm	-19.34 dB
1.850 GHz	1.852 GHz	100.000 kHz	1.85024 GHz	11.75 dBm	-18.25 dB

Date: 13.APR.2022 14:11:58

Highest Band Edge / Full RB

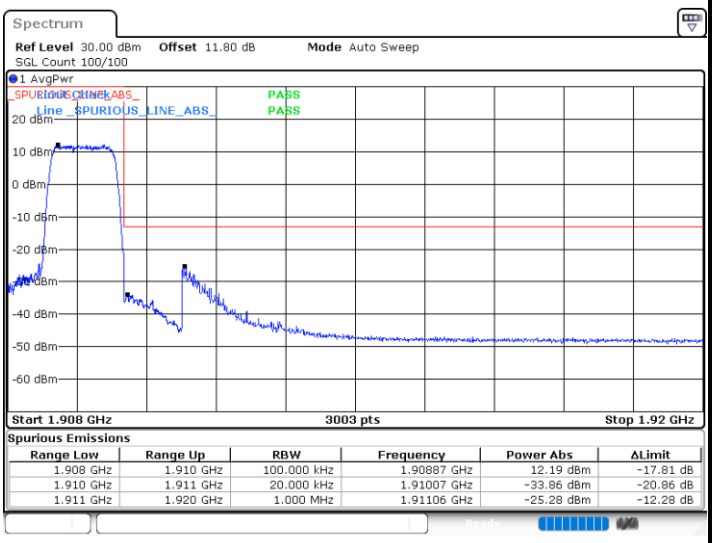

Spurious Emissions

Range Low	Range Up	RBW	Frequency	Power Abs	ΔLimit
1.908 GHz	1.910 GHz	100.000 kHz	1.90887 GHz	12.19 dBm	-17.81 dB
1.910 GHz	1.911 GHz	20.000 kHz	1.91007 GHz	-33.86 dBm	-20.86 dB
1.911 GHz	1.920 GHz	1.000 MHz	1.91106 GHz	-25.28 dBm	-12.28 dB

Date: 13.APR.2022 14:14:31

LTE Band 2 / 1.4MHz / 256QAM

Lowest Band Edge / 1 RB

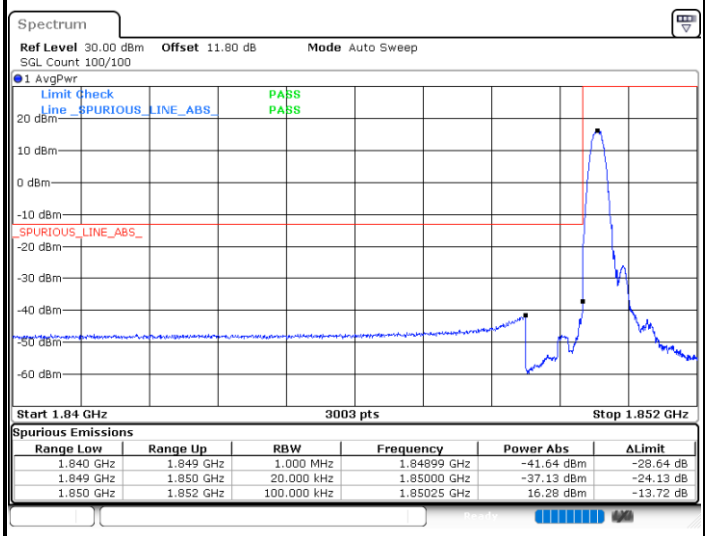

Spurious Emissions

Range Low	Range Up	RBW	Frequency	Power Abs	ΔLimit
1.840 GHz	1.849 GHz	1.000 MHz	1.84899 GHz	-41.64 dBm	-28.64 dB
1.849 GHz	1.850 GHz	20.000 kHz	1.85000 GHz	-37.13 dBm	-24.13 dB
1.850 GHz	1.852 GHz	100.000 kHz	1.85025 GHz	16.28 dBm	-13.72 dB

Date: 13.APR.2022 18:39:50

Highest Band Edge / 1 RB

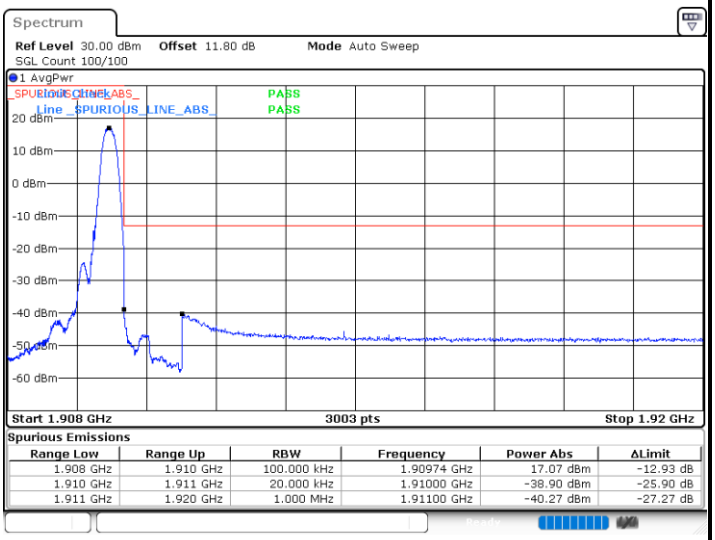

Spurious Emissions

Range Low	Range Up	RBW	Frequency	Power Abs	ΔLimit
1.908 GHz	1.910 GHz	100.000 kHz	1.90974 GHz	17.07 dBm	-12.93 dB
1.910 GHz	1.911 GHz	20.000 kHz	1.91000 GHz	-38.90 dBm	-25.90 dB
1.911 GHz	1.920 GHz	1.000 MHz	1.91100 GHz	-40.27 dBm	-27.27 dB

Date: 13.APR.2022 18:42:35

Lowest Band Edge / Full RB

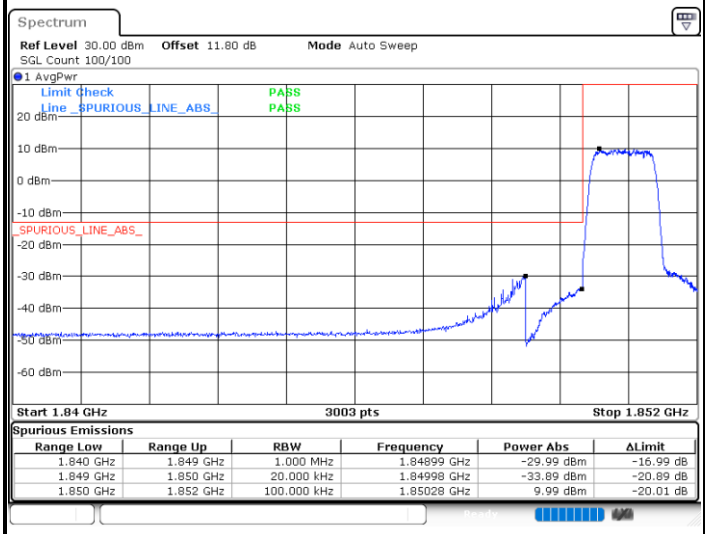

Spurious Emissions

Range Low	Range Up	RBW	Frequency	Power Abs	ΔLimit
1.840 GHz	1.849 GHz	1.000 MHz	1.84899 GHz	-29.99 dBm	-16.99 dB
1.849 GHz	1.850 GHz	20.000 kHz	1.84998 GHz	-33.89 dBm	-20.89 dB
1.850 GHz	1.852 GHz	100.000 kHz	1.85028 GHz	9.99 dBm	-20.01 dB

Date: 13.APR.2022 18:40:54

Highest Band Edge / Full RB

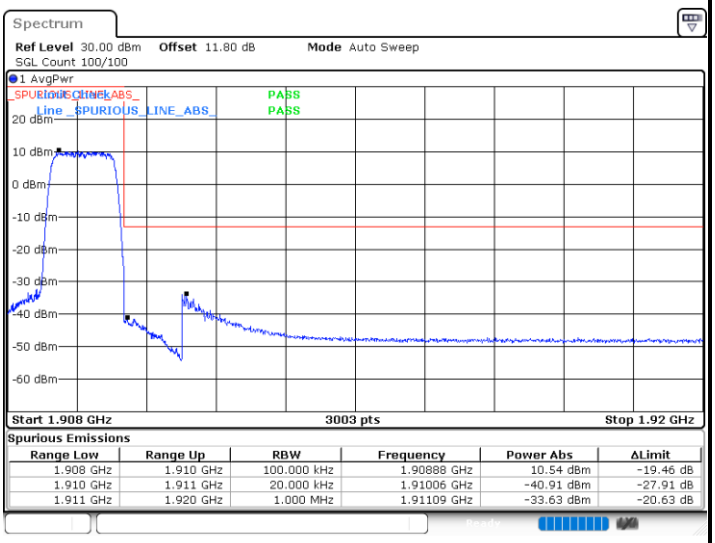

Spurious Emissions

Range Low	Range Up	RBW	Frequency	Power Abs	ΔLimit
1.908 GHz	1.910 GHz	100.000 kHz	1.90888 GHz	10.54 dBm	-19.46 dB
1.910 GHz	1.911 GHz	20.000 kHz	1.91006 GHz	-40.91 dBm	-27.91 dB
1.911 GHz	1.920 GHz	1.000 MHz	1.91109 GHz	-33.63 dBm	-20.63 dB

Date: 13.APR.2022 18:43:38

LTE Band 2 / 3MHz / QPSK

Lowest Band Edge / 1RB

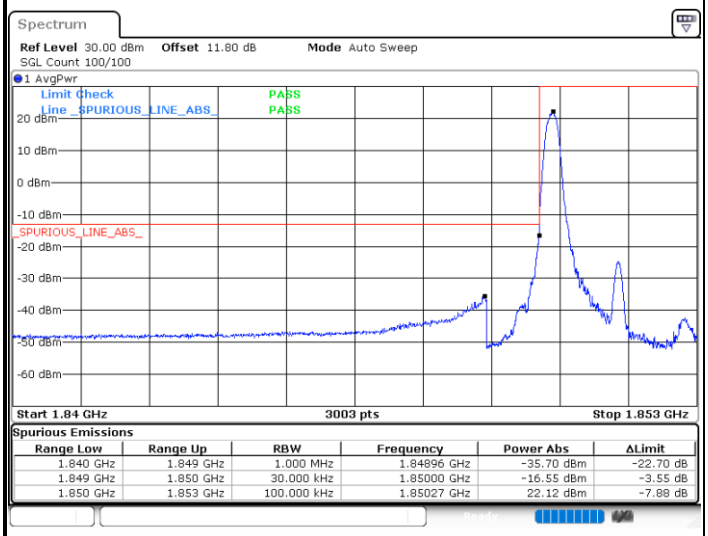

Spurious Emissions

Range Low	Range Up	RBW	Frequency	Power Abs	ΔLimit
1.840 GHz	1.849 GHz	1.000 MHz	1.84896 GHz	-35.70 dBm	-22.70 dB
1.849 GHz	1.850 GHz	30.000 kHz	1.85000 GHz	-16.55 dBm	-3.55 dB
1.850 GHz	1.853 GHz	100.000 kHz	1.85027 GHz	22.12 dBm	-7.88 dB

Date: 13.APR.2022 14:28:28

Highest Band Edge / 1 RB

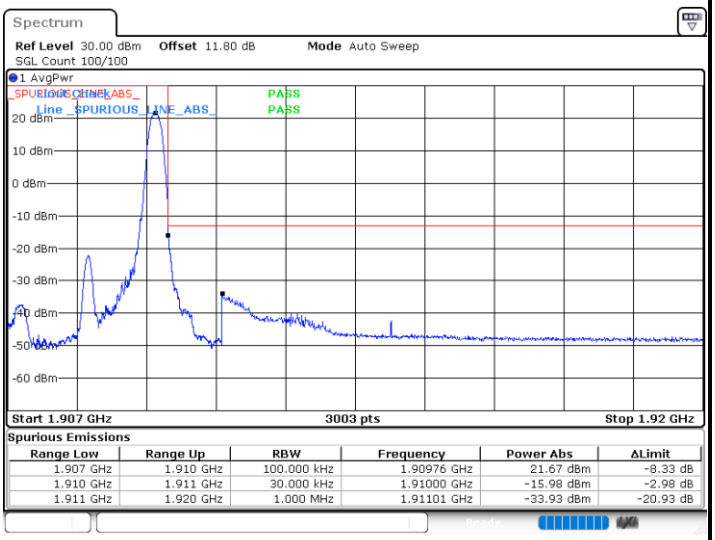

Spurious Emissions

Range Low	Range Up	RBW	Frequency	Power Abs	ΔLimit
1.907 GHz	1.910 GHz	100.000 kHz	1.90976 GHz	21.67 dBm	-8.33 dB
1.910 GHz	1.911 GHz	30.000 kHz	1.91000 GHz	-15.98 dBm	-2.98 dB
1.911 GHz	1.920 GHz	1.000 MHz	1.91101 GHz	-33.93 dBm	-20.93 dB

Date: 13.APR.2022 14:36:27

Lowest Band Edge / Full RB

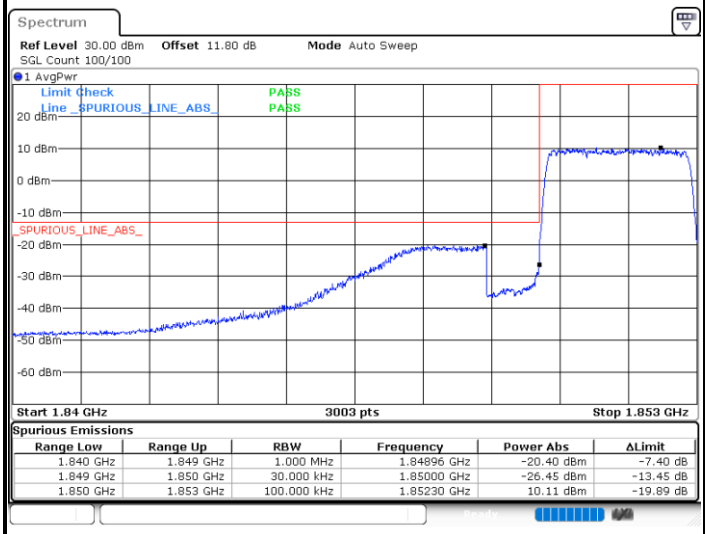

Spurious Emissions

Range Low	Range Up	RBW	Frequency	Power Abs	ΔLimit
1.840 GHz	1.849 GHz	1.000 MHz	1.84896 GHz	-20.40 dBm	-7.40 dB
1.849 GHz	1.850 GHz	30.000 kHz	1.85000 GHz	-26.45 dBm	-13.45 dB
1.850 GHz	1.853 GHz	100.000 kHz	1.85230 GHz	10.11 dBm	-19.89 dB

Date: 13.APR.2022 14:30:20

Highest Band Edge / Full RB

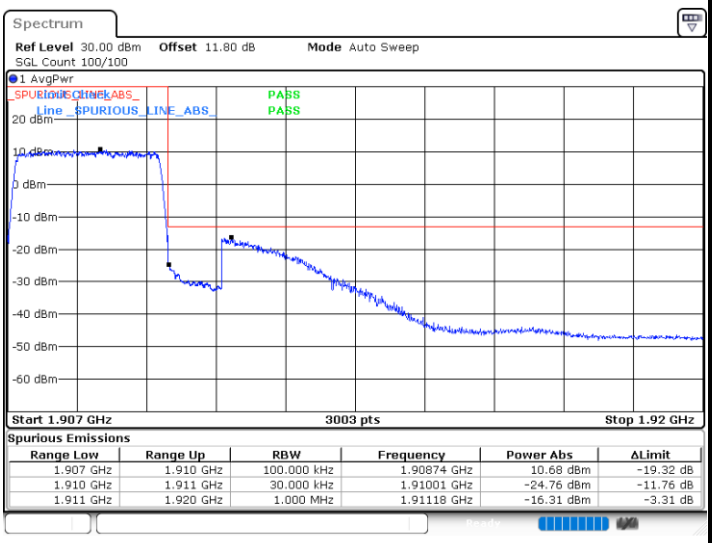

Spurious Emissions

Range Low	Range Up	RBW	Frequency	Power Abs	ΔLimit
1.907 GHz	1.910 GHz	100.000 kHz	1.90874 GHz	10.68 dBm	-19.32 dB
1.910 GHz	1.911 GHz	30.000 kHz	1.91001 GHz	-24.76 dBm	-11.76 dB
1.911 GHz	1.920 GHz	1.000 MHz	1.91118 GHz	-16.31 dBm	-3.31 dB

Date: 13.APR.2022 14:38:19

LTE Band 2 / 3MHz / 16QAM

Lowest Band Edge / 1 RB

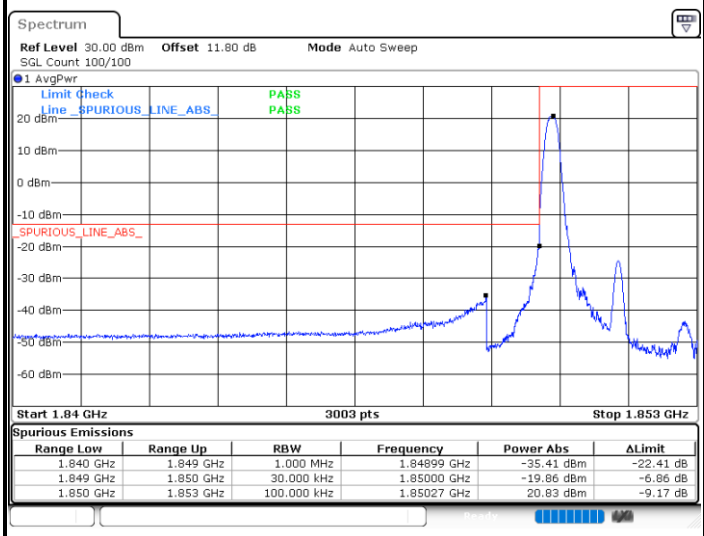

Spurious Emissions

Range Low	Range Up	RBW	Frequency	Power Abs	ΔLimit
1.840 GHz	1.849 GHz	1.000 MHz	1.84899 GHz	-35.41 dBm	-22.41 dB
1.849 GHz	1.850 GHz	30.000 kHz	1.85000 GHz	-19.86 dBm	-6.86 dB
1.850 GHz	1.853 GHz	100.000 kHz	1.85027 GHz	20.83 dBm	-9.17 dB

Date: 13.APR.2022 14:29:24

Highest Band Edge /1 RB

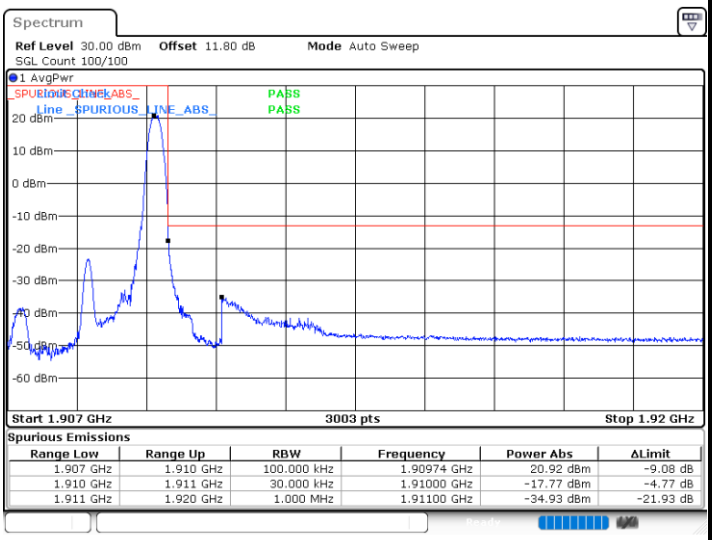

Spurious Emissions

Range Low	Range Up	RBW	Frequency	Power Abs	ΔLimit
1.907 GHz	1.910 GHz	100.000 kHz	1.90974 GHz	20.92 dBm	-9.08 dB
1.910 GHz	1.911 GHz	30.000 kHz	1.91000 GHz	-17.77 dBm	-4.77 dB
1.911 GHz	1.920 GHz	1.000 MHz	1.91100 GHz	-34.93 dBm	-21.93 dB

Date: 13.APR.2022 14:37:22

Lowest Band Edge / Full RB

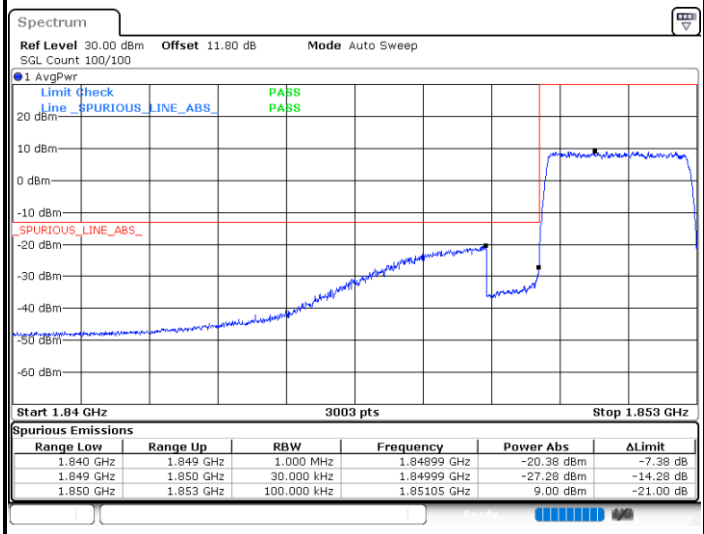

Spurious Emissions

Range Low	Range Up	RBW	Frequency	Power Abs	ΔLimit
1.840 GHz	1.849 GHz	1.000 MHz	1.84899 GHz	-20.38 dBm	-7.38 dB
1.849 GHz	1.850 GHz	30.000 kHz	1.84999 GHz	-27.28 dBm	-14.28 dB
1.850 GHz	1.853 GHz	100.000 kHz	1.85105 GHz	9.00 dBm	-21.00 dB

Date: 13.APR.2022 14:31:16

Highest Band Edge / Full RB

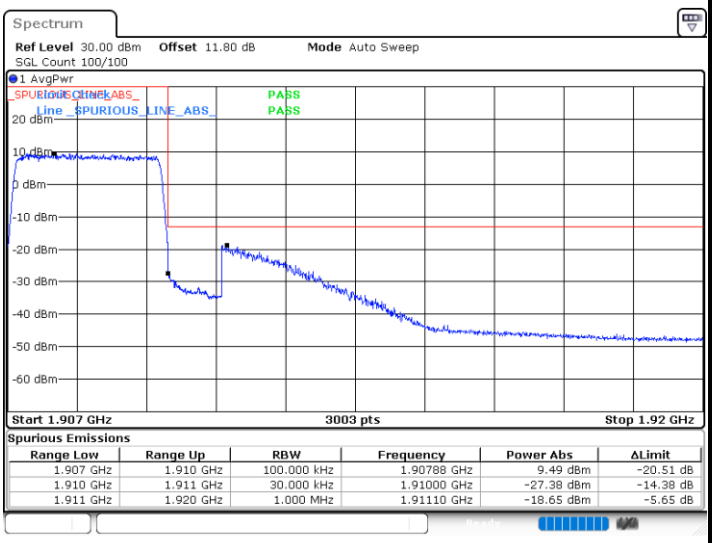

Spurious Emissions

Range Low	Range Up	RBW	Frequency	Power Abs	ΔLimit
1.907 GHz	1.910 GHz	100.000 kHz	1.90788 GHz	9.49 dBm	-20.51 dB
1.910 GHz	1.911 GHz	30.000 kHz	1.91000 GHz	-27.38 dBm	-14.38 dB
1.911 GHz	1.920 GHz	1.000 MHz	1.91110 GHz	-18.65 dBm	-5.65 dB

Date: 13.APR.2022 14:39:15

LTE Band 2 / 3MHz / 64QAM

Lowest Band Edge / 1 RB

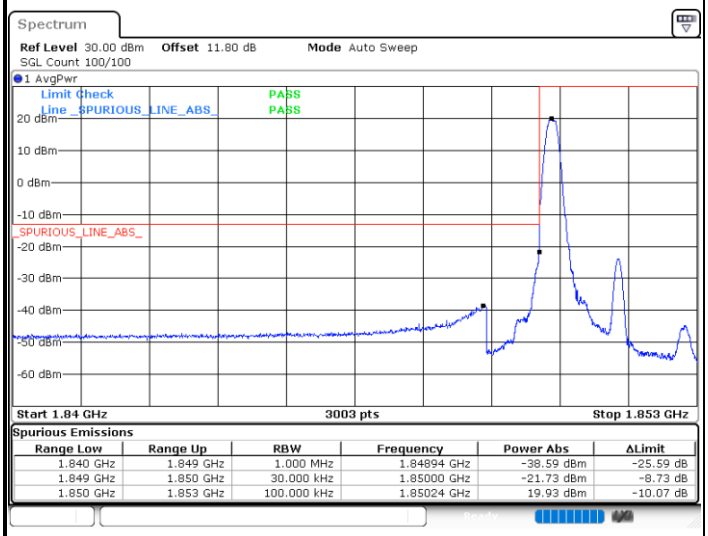

Spurious Emissions

Range Low	Range Up	RBW	Frequency	Power Abs	ΔLimit
1.840 GHz	1.849 GHz	1.000 MHz	1.84894 GHz	-38.59 dBm	-25.59 dB
1.849 GHz	1.850 GHz	30.000 kHz	1.85000 GHz	-21.73 dBm	-8.73 dB
1.850 GHz	1.853 GHz	100.000 kHz	1.85024 GHz	19.93 dBm	-10.07 dB

Date: 13.APR.2022 14:41:26

Highest Band Edge /1 RB

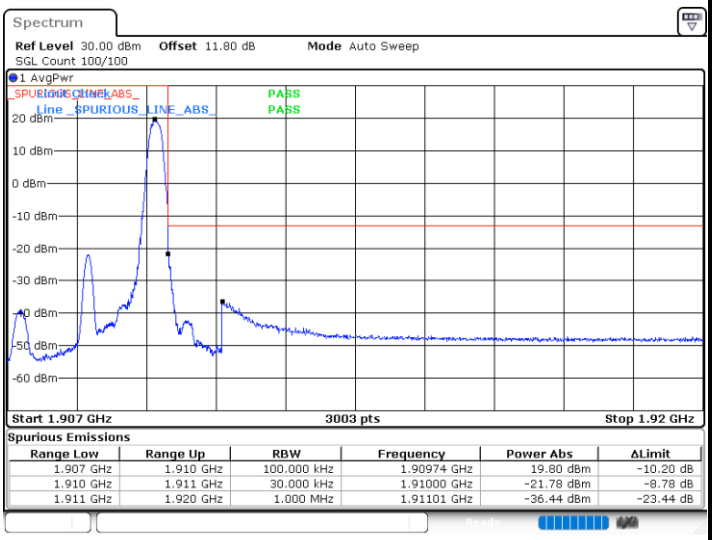

Spurious Emissions

Range Low	Range Up	RBW	Frequency	Power Abs	ΔLimit
1.907 GHz	1.910 GHz	100.000 kHz	1.90974 GHz	19.80 dBm	-10.20 dB
1.910 GHz	1.911 GHz	30.000 kHz	1.91000 GHz	-21.78 dBm	-8.78 dB
1.911 GHz	1.920 GHz	1.000 MHz	1.91101 GHz	-36.44 dBm	-23.44 dB

Date: 13.APR.2022 14:43:59

Lowest Band Edge / Full RB

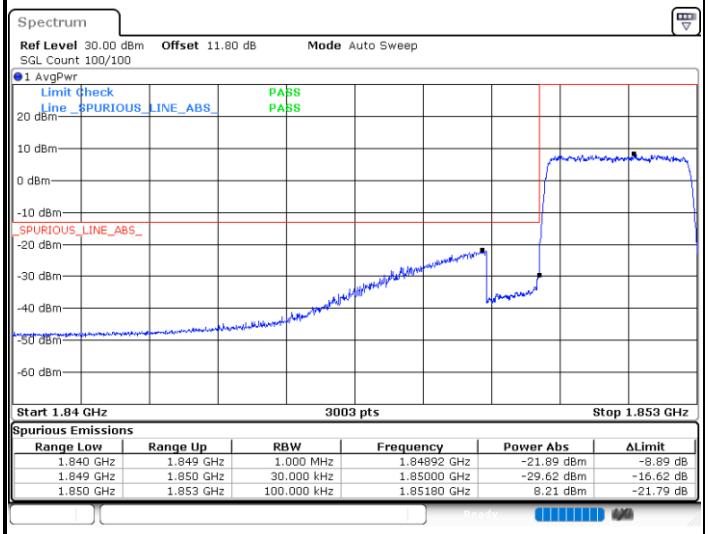

Spurious Emissions

Range Low	Range Up	RBW	Frequency	Power Abs	ΔLimit
1.840 GHz	1.849 GHz	1.000 MHz	1.84892 GHz	-21.89 dBm	-8.89 dB
1.849 GHz	1.850 GHz	30.000 kHz	1.85000 GHz	-29.62 dBm	-16.62 dB
1.850 GHz	1.853 GHz	100.000 kHz	1.85180 GHz	8.21 dBm	-21.79 dB

Date: 13.APR.2022 14:42:23

Highest Band Edge / Full RB

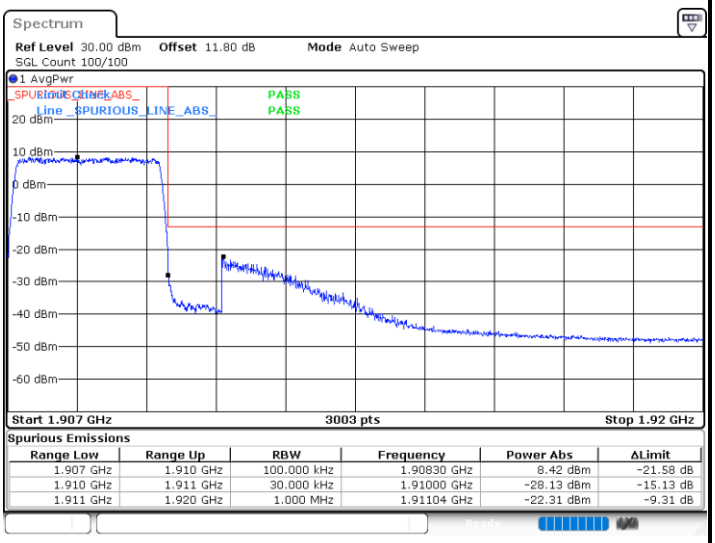

Spurious Emissions

Range Low	Range Up	RBW	Frequency	Power Abs	ΔLimit
1.907 GHz	1.910 GHz	100.000 kHz	1.90830 GHz	8.42 dBm	-21.58 dB
1.910 GHz	1.911 GHz	30.000 kHz	1.91000 GHz	-28.13 dBm	-15.13 dB
1.911 GHz	1.920 GHz	1.000 MHz	1.91104 GHz	-22.31 dBm	-9.31 dB

Date: 13.APR.2022 14:44:55

LTE Band 2 / 3MHz / 256QAM

Lowest Band Edge / 1 RB

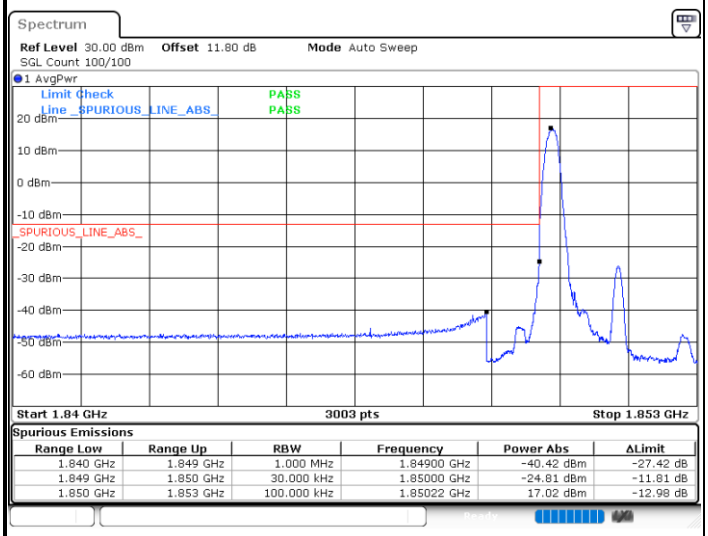

Spurious Emissions

Range Low	Range Up	RBW	Frequency	Power Abs	ΔLimit
1.840 GHz	1.849 GHz	1.000 MHz	1.84900 GHz	-40.42 dBm	-27.42 dB
1.849 GHz	1.850 GHz	30.000 kHz	1.85000 GHz	-24.81 dBm	-11.81 dB
1.850 GHz	1.853 GHz	100.000 kHz	1.85022 GHz	17.02 dBm	-12.98 dB

Date: 13.APR.2022 18:45:30

Highest Band Edge /1 RB

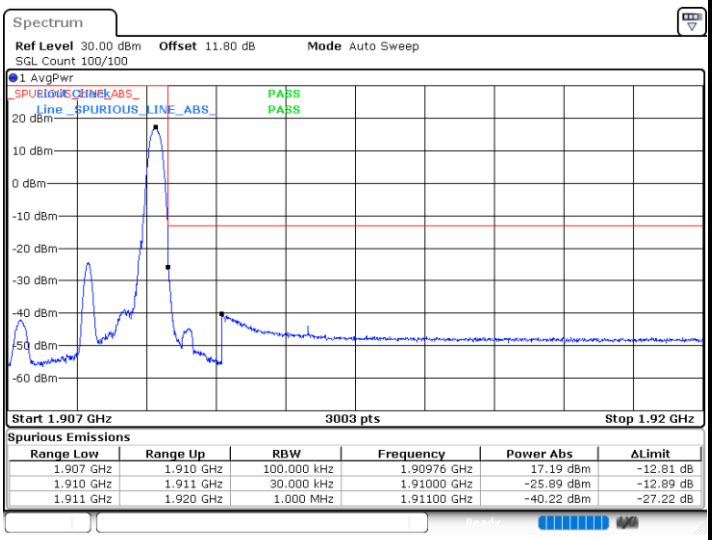

Spurious Emissions

Range Low	Range Up	RBW	Frequency	Power Abs	ΔLimit
1.907 GHz	1.910 GHz	100.000 kHz	1.90976 GHz	17.19 dBm	-12.81 dB
1.910 GHz	1.911 GHz	30.000 kHz	1.91000 GHz	-25.89 dBm	-12.89 dB
1.911 GHz	1.920 GHz	1.000 MHz	1.91100 GHz	-40.22 dBm	-27.22 dB

Date: 13.APR.2022 18:48:15

Lowest Band Edge / Full RB

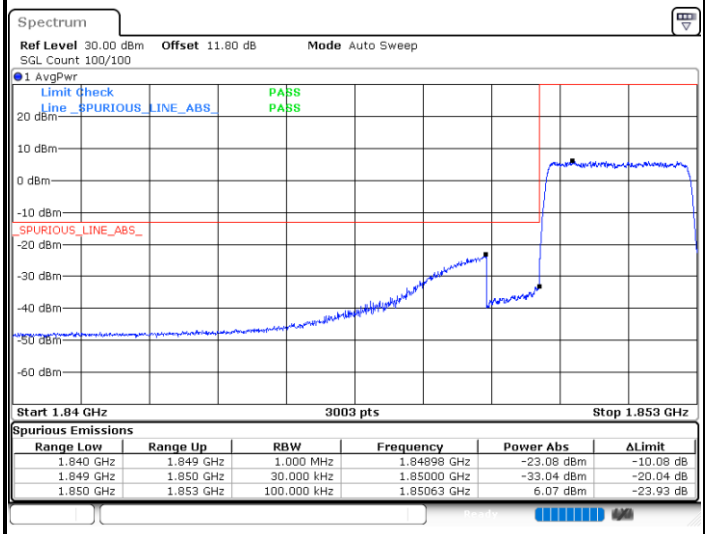

Spurious Emissions

Range Low	Range Up	RBW	Frequency	Power Abs	ΔLimit
1.840 GHz	1.849 GHz	1.000 MHz	1.84898 GHz	-23.08 dBm	-10.08 dB
1.849 GHz	1.850 GHz	30.000 kHz	1.85000 GHz	-33.04 dBm	-20.04 dB
1.850 GHz	1.853 GHz	100.000 kHz	1.85063 GHz	6.07 dBm	-23.93 dB

Date: 13.APR.2022 18:46:34

Highest Band Edge / Full RB

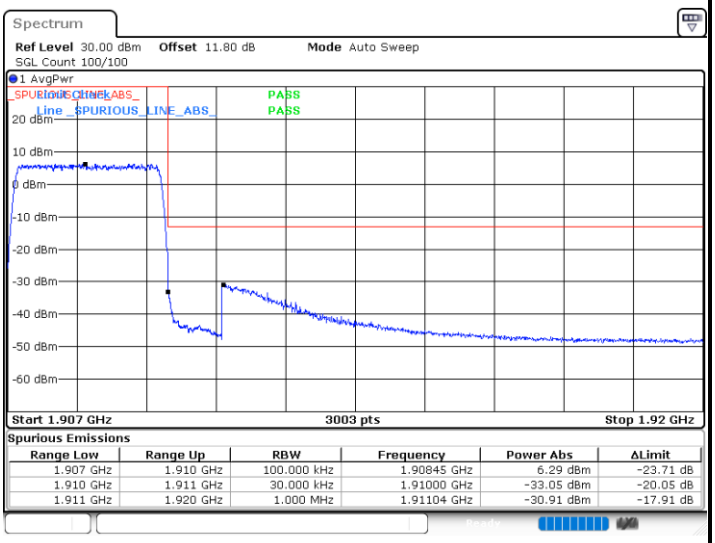

Spurious Emissions

Range Low	Range Up	RBW	Frequency	Power Abs	ΔLimit
1.907 GHz	1.910 GHz	100.000 kHz	1.90845 GHz	6.29 dBm	-23.71 dB
1.910 GHz	1.911 GHz	30.000 kHz	1.91000 GHz	-33.05 dBm	-20.05 dB
1.911 GHz	1.920 GHz	1.000 MHz	1.91104 GHz	-30.91 dBm	-17.91 dB

Date: 13.APR.2022 18:49:18

LTE Band 2 / 5MHz / QPSK

Lowest Band Edge / 1 RB

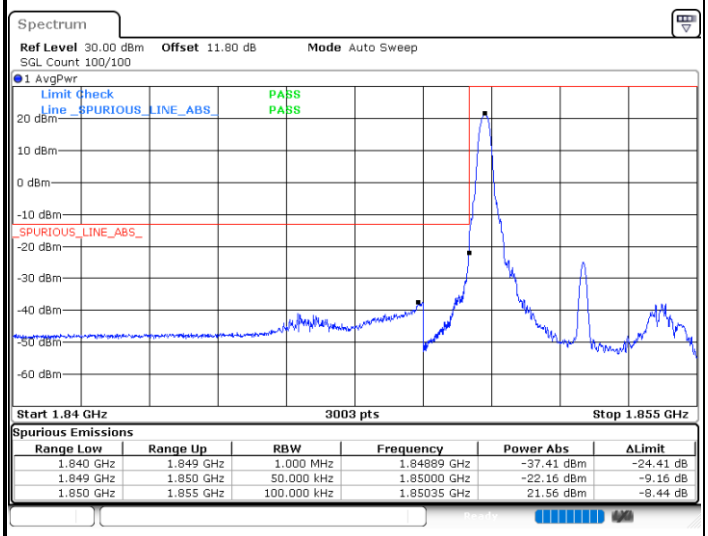

Spurious Emissions

Range Low	Range Up	RBW	Frequency	Power Abs	ΔLimit
1.840 GHz	1.849 GHz	1.000 MHz	1.84889 GHz	-37.41 dBm	-24.41 dB
1.849 GHz	1.850 GHz	50.000 kHz	1.85000 GHz	-22.16 dBm	-9.16 dB
1.850 GHz	1.855 GHz	100.000 kHz	1.85035 GHz	21.56 dBm	-8.44 dB

Date: 13.APR.2022 14:45:52

Highest Band Edge / 1 RB

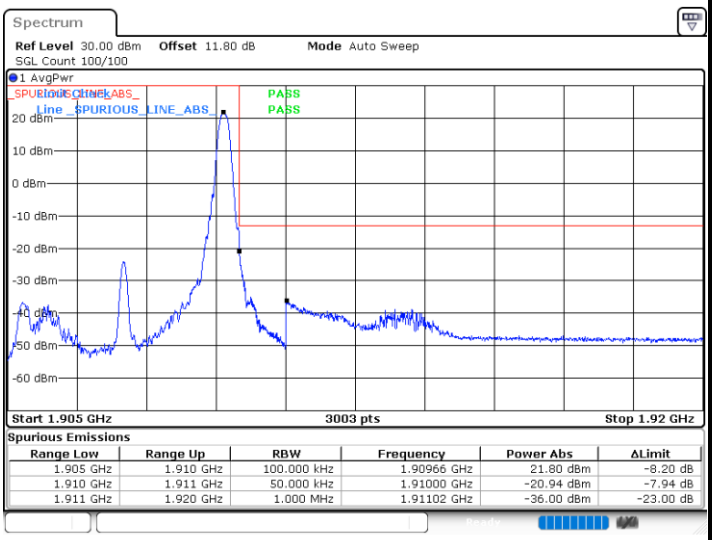

Spurious Emissions

Range Low	Range Up	RBW	Frequency	Power Abs	ΔLimit
1.905 GHz	1.910 GHz	100.000 kHz	1.90966 GHz	21.80 dBm	-8.20 dB
1.910 GHz	1.911 GHz	50.000 kHz	1.91000 GHz	-20.94 dBm	-7.94 dB
1.911 GHz	1.920 GHz	1.000 MHz	1.91102 GHz	-36.00 dBm	-23.00 dB

Date: 13.APR.2022 14:53:51

Lowest Band Edge / Full RB

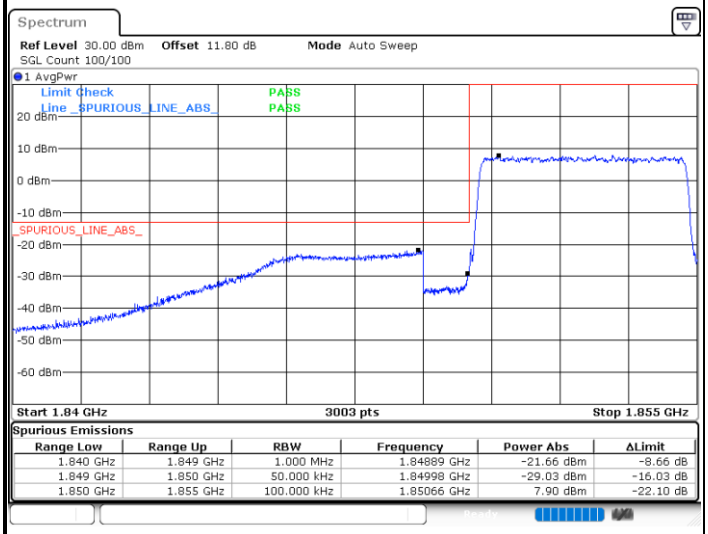

Spurious Emissions

Range Low	Range Up	RBW	Frequency	Power Abs	ΔLimit
1.840 GHz	1.849 GHz	1.000 MHz	1.84889 GHz	-21.66 dBm	-8.66 dB
1.849 GHz	1.850 GHz	50.000 kHz	1.84998 GHz	-29.03 dBm	-16.03 dB
1.850 GHz	1.855 GHz	100.000 kHz	1.85066 GHz	7.90 dBm	-22.10 dB

Date: 13.APR.2022 14:47:44

Highest Band Edge / Full RB

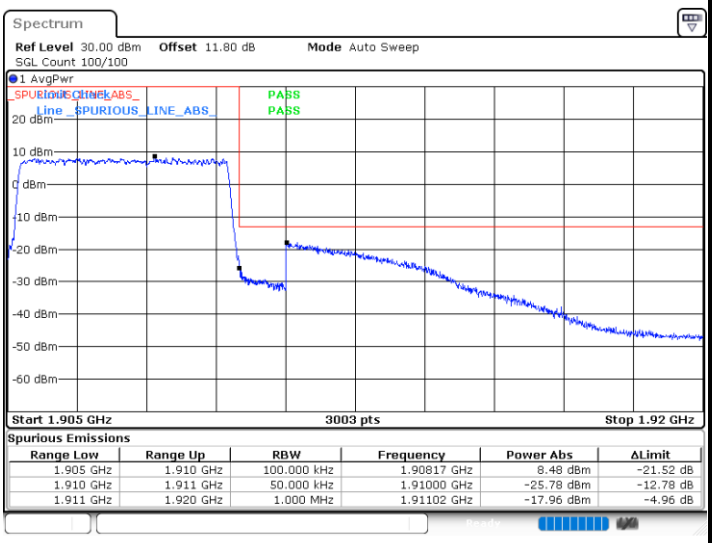

Spurious Emissions

Range Low	Range Up	RBW	Frequency	Power Abs	ΔLimit
1.905 GHz	1.910 GHz	100.000 kHz	1.90817 GHz	8.48 dBm	-21.52 dB
1.910 GHz	1.911 GHz	50.000 kHz	1.91000 GHz	-25.78 dBm	-12.78 dB
1.911 GHz	1.920 GHz	1.000 MHz	1.91102 GHz	-17.96 dBm	-4.96 dB

Date: 13.APR.2022 14:55:43

LTE Band 2 / 5MHz / 16QAM

Lowest Band Edge / 1RB

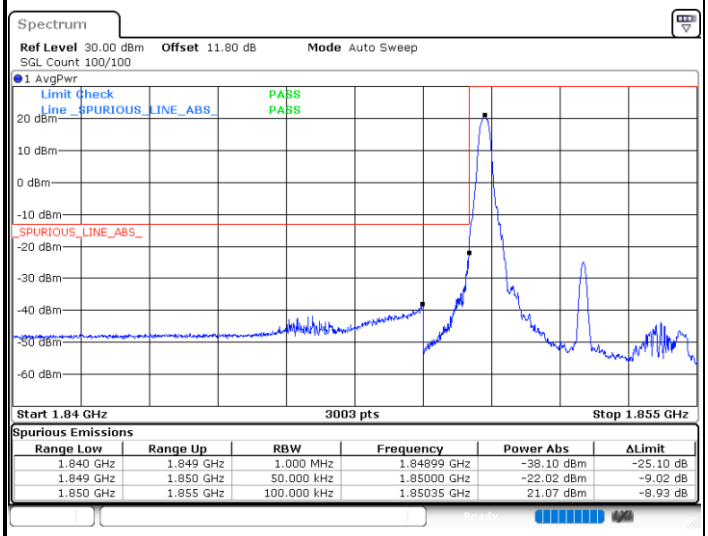

Spurious Emissions

Range Low	Range Up	RBW	Frequency	Power Abs	ΔLimit
1.840 GHz	1.849 GHz	1.000 MHz	1.84899 GHz	-38.10 dBm	-25.10 dB
1.849 GHz	1.850 GHz	50.000 kHz	1.85000 GHz	-22.02 dBm	-9.02 dB
1.850 GHz	1.855 GHz	100.000 kHz	1.85035 GHz	21.07 dBm	-8.93 dB

Date: 13.APR.2022 14:46:48

Highest Band Edge / 1 RB

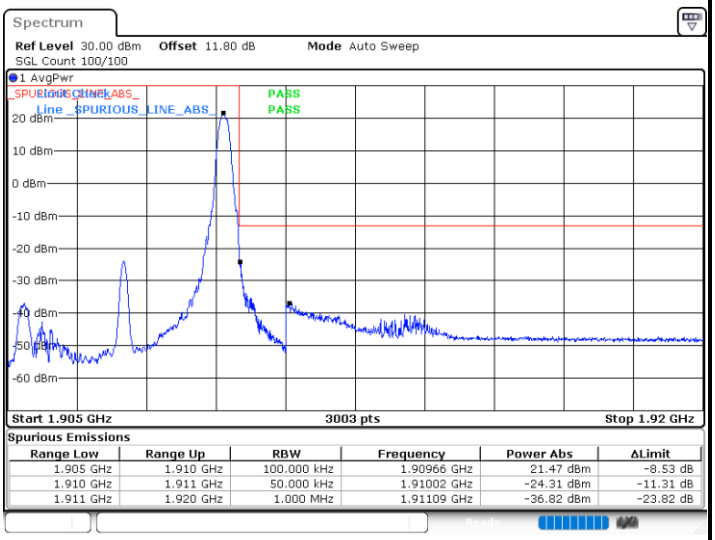

Spurious Emissions

Range Low	Range Up	RBW	Frequency	Power Abs	ΔLimit
1.905 GHz	1.910 GHz	100.000 kHz	1.90966 GHz	21.47 dBm	-8.53 dB
1.910 GHz	1.911 GHz	50.000 kHz	1.91002 GHz	-24.31 dBm	-11.31 dB
1.911 GHz	1.920 GHz	1.000 MHz	1.91109 GHz	-36.82 dBm	-23.82 dB

Date: 13.APR.2022 14:54:47

Lowest Band Edge / Full RB

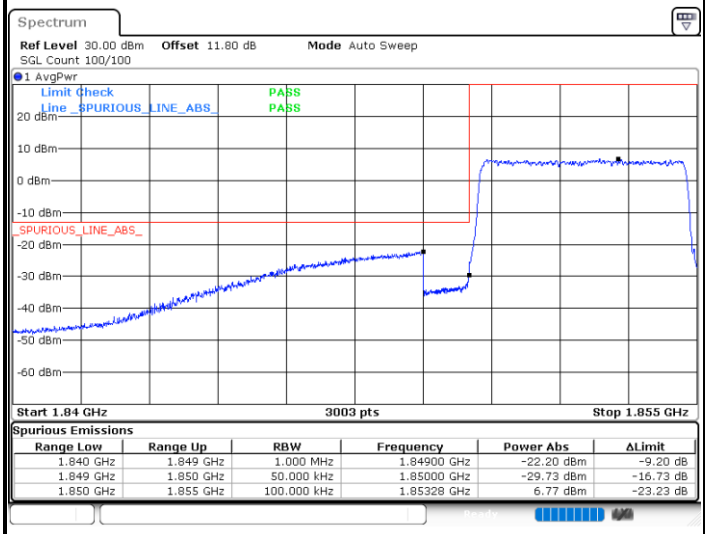

Spurious Emissions

Range Low	Range Up	RBW	Frequency	Power Abs	ΔLimit
1.840 GHz	1.849 GHz	1.000 MHz	1.84900 GHz	-22.20 dBm	-9.20 dB
1.849 GHz	1.850 GHz	50.000 kHz	1.85000 GHz	-29.73 dBm	-16.73 dB
1.850 GHz	1.855 GHz	100.000 kHz	1.85328 GHz	6.77 dBm	-23.23 dB

Date: 13.APR.2022 14:48:40

Highest Band Edge / Full RB

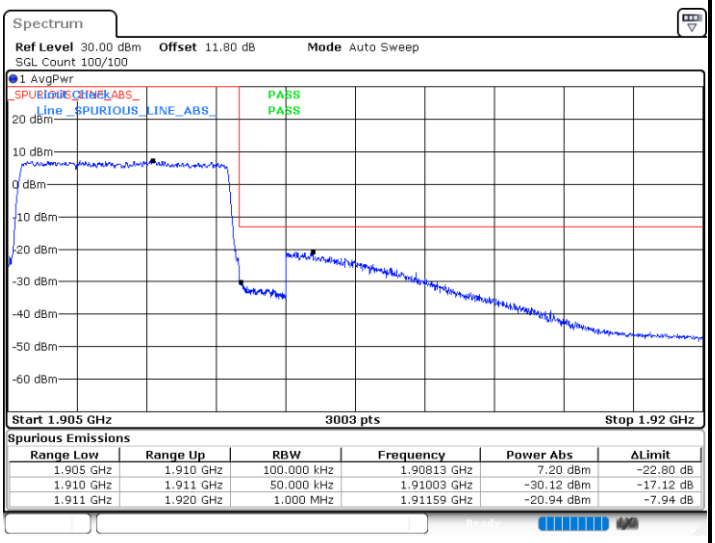

Spurious Emissions

Range Low	Range Up	RBW	Frequency	Power Abs	ΔLimit
1.905 GHz	1.910 GHz	100.000 kHz	1.90813 GHz	7.20 dBm	-22.80 dB
1.910 GHz	1.911 GHz	50.000 kHz	1.91003 GHz	-30.12 dBm	-17.12 dB
1.911 GHz	1.920 GHz	1.000 MHz	1.91159 GHz	-20.94 dBm	-7.94 dB

Date: 13.APR.2022 14:56:39