Conducted Band Edge

FR1 n71 / 5MHz / DFT-S OFDM / PI/2 BPSK

Lowest Band Edge / 1RB0

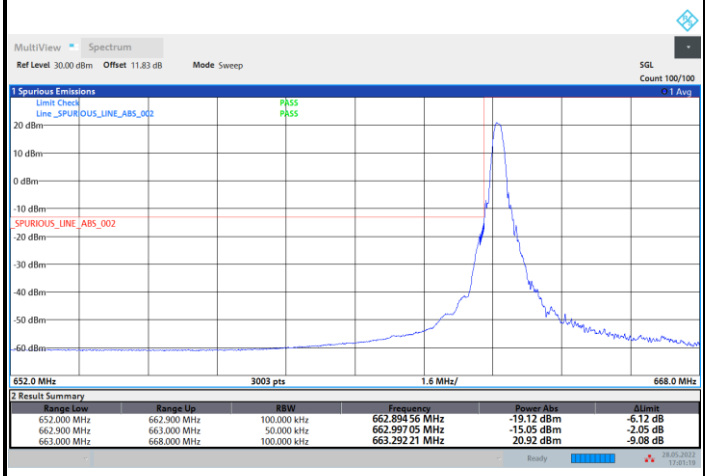

Highest Band Edge / 1RBmax

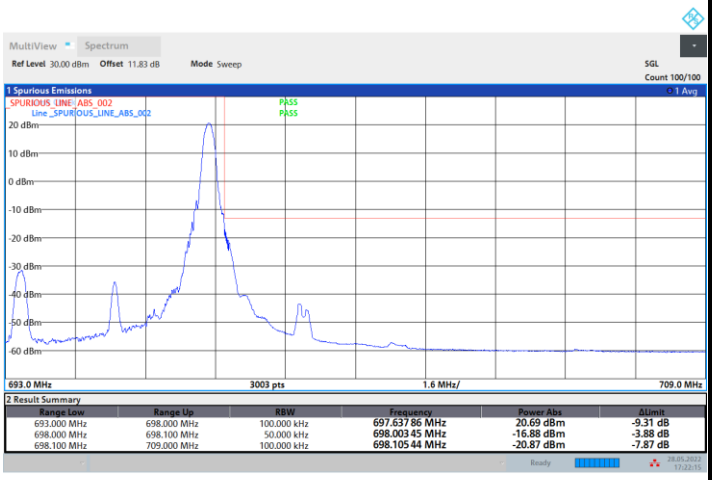

Lowest Band Edge / Full RB

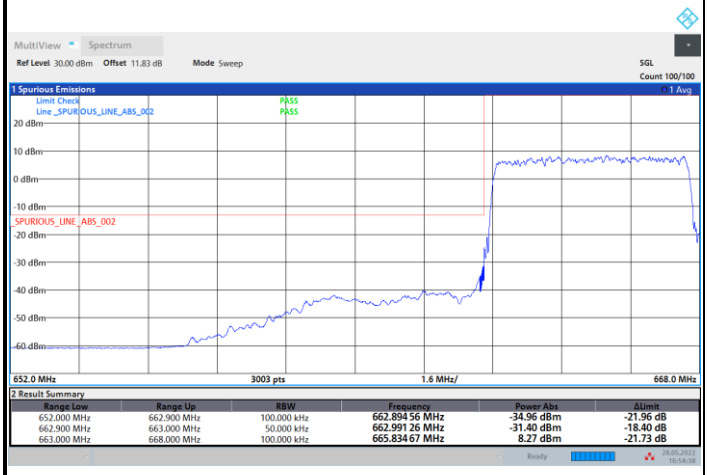

Highest Band Edge / Full RB

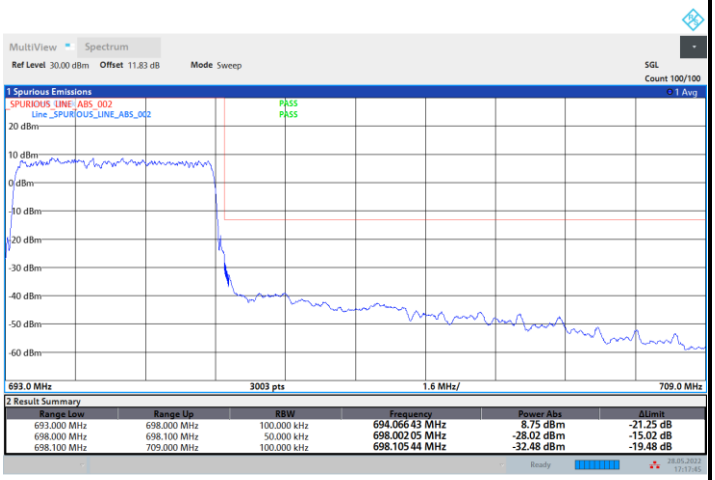

FR1 n71 / 5MHz / DFT-S OFDM / QPSK

Lowest Band Edge / 1RB0

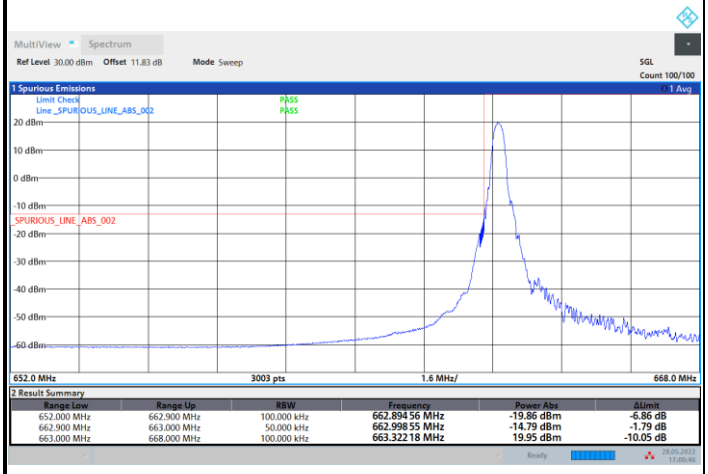

Highest Band Edge / 1RBmax

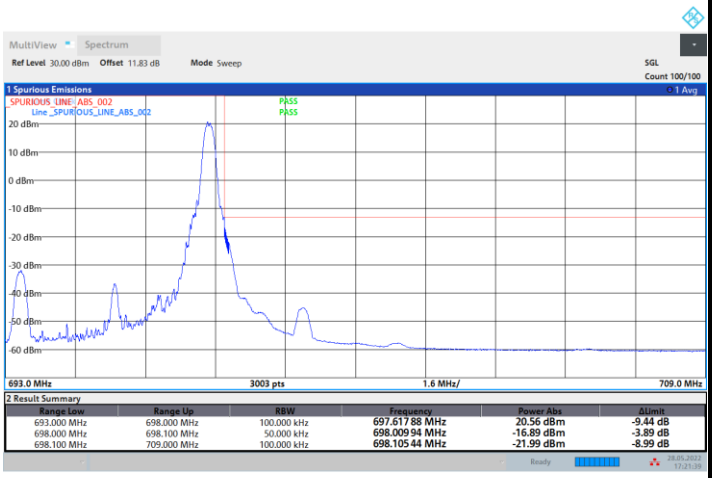

Lowest Band Edge / Full RB

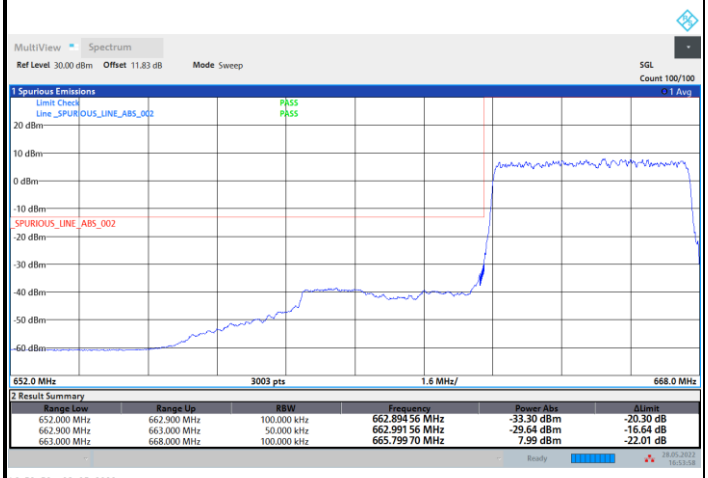

Highest Band Edge / Full RB

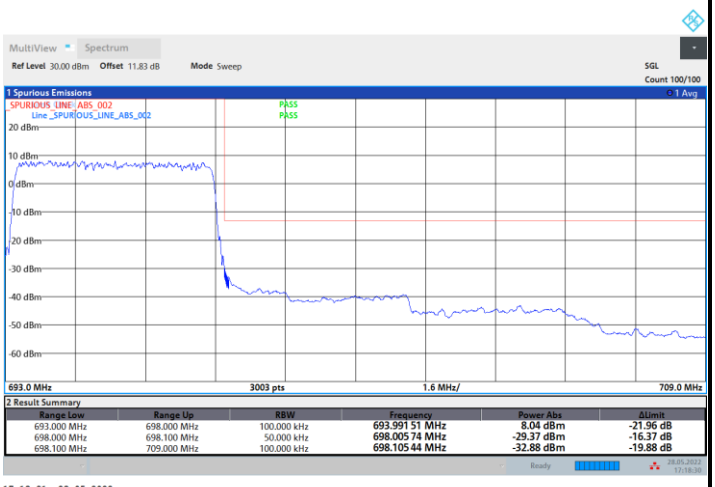

FR1 n71 / 5MHz / DFT-S OFDM / 16QAM

Lowest Band Edge / 1RB0

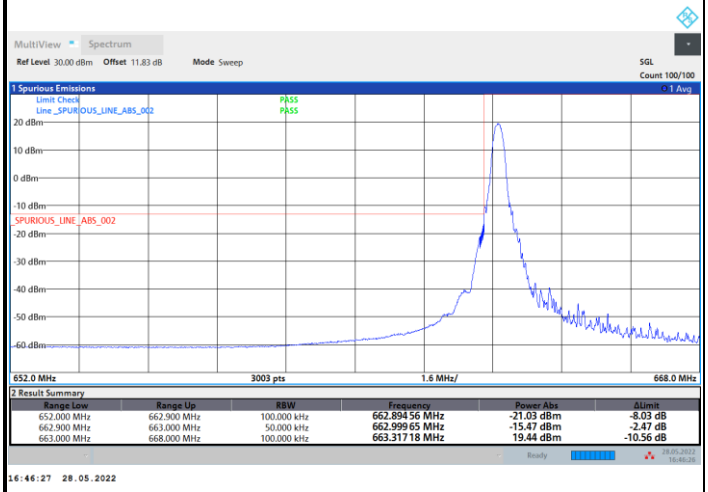

Highest Band Edge / 1RBmax

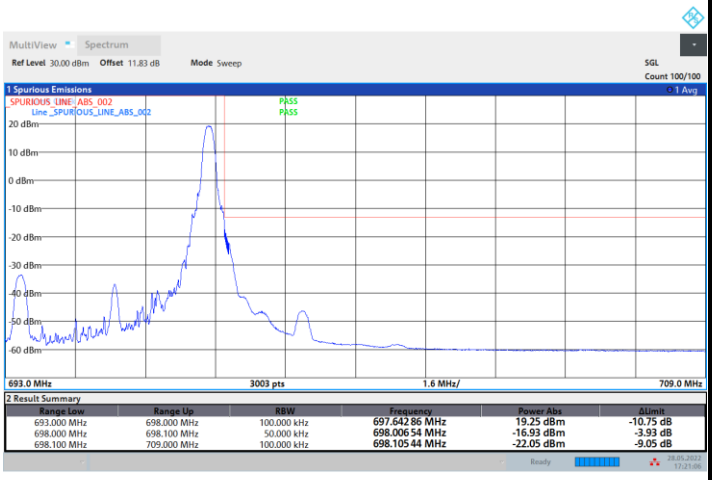

Lowest Band Edge / Full RB

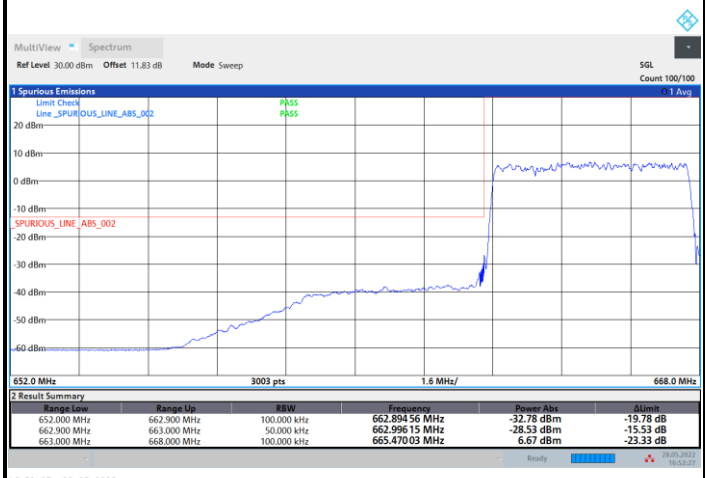

Highest Band Edge / Full RB

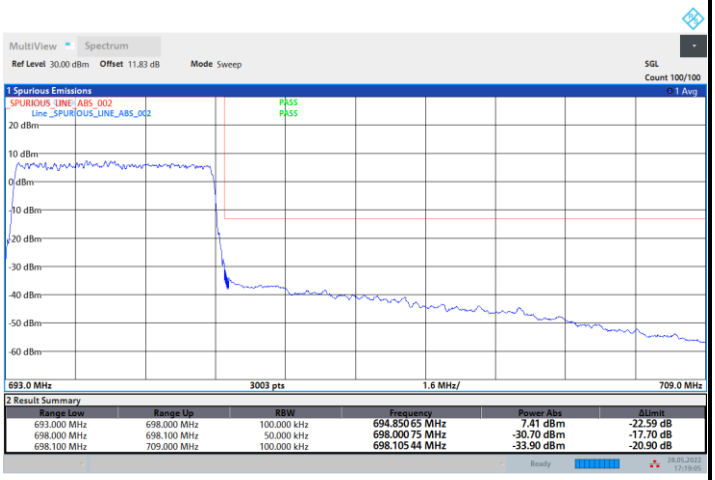

FR1 n71 / 5MHz / DFT-S OFDM / 64QAM

Lowest Band Edge / 1RB0

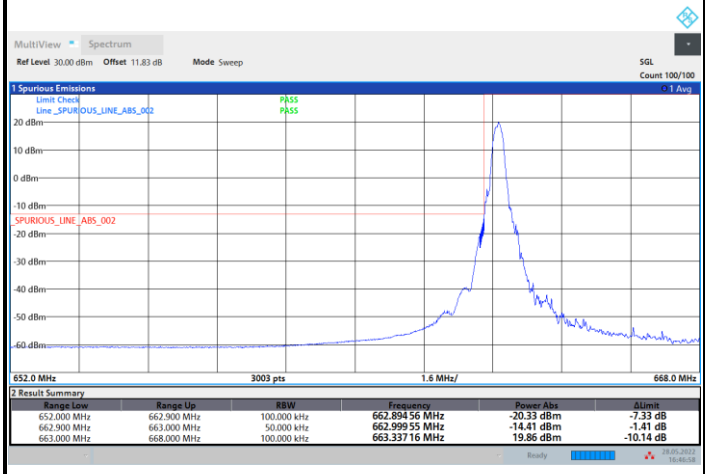

Highest Band Edge / 1RBmax

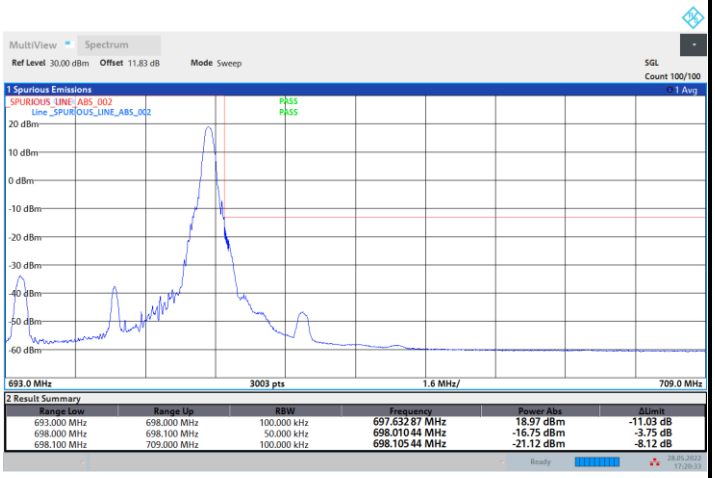

Lowest Band Edge / Full RB

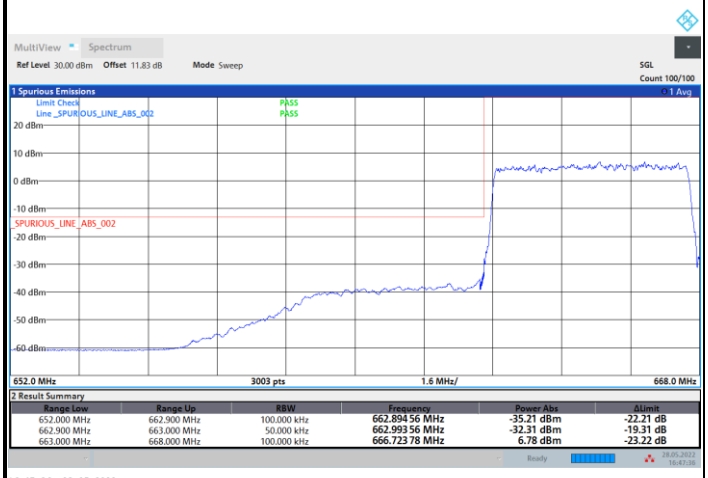

Highest Band Edge / Full RB

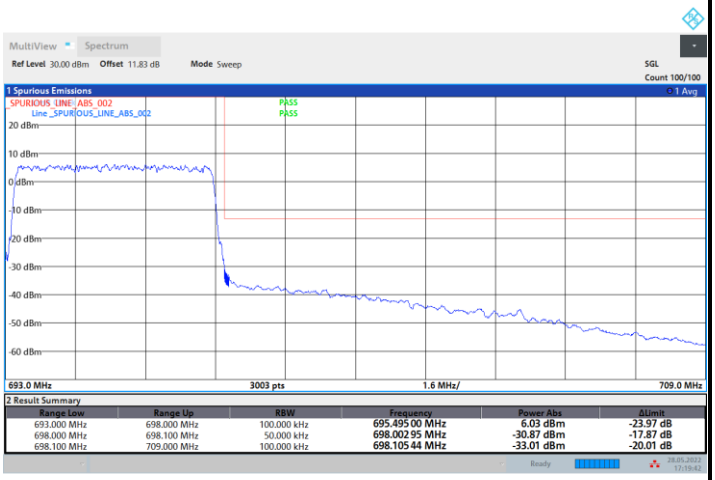

FR1 n71 / 5MHz / DFT-S OFDM / 256QAM

Lowest Band Edge / 1RB0

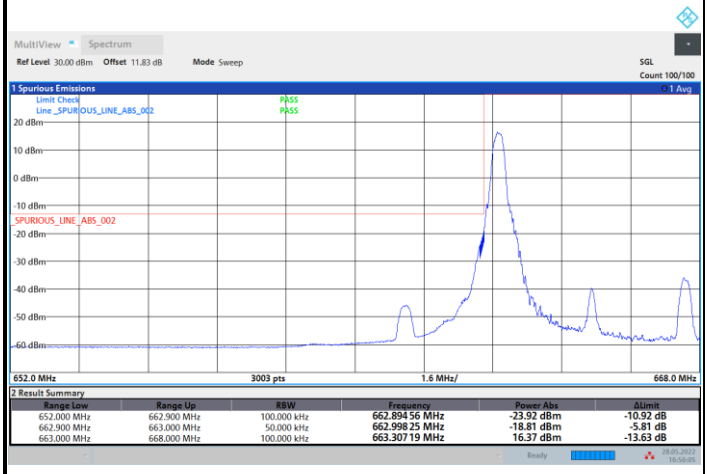

Highest Band Edge / 1RBmax

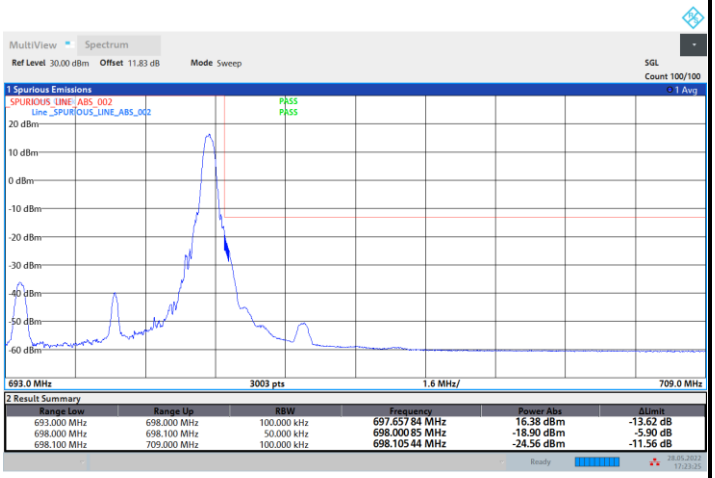

Lowest Band Edge / Full RB

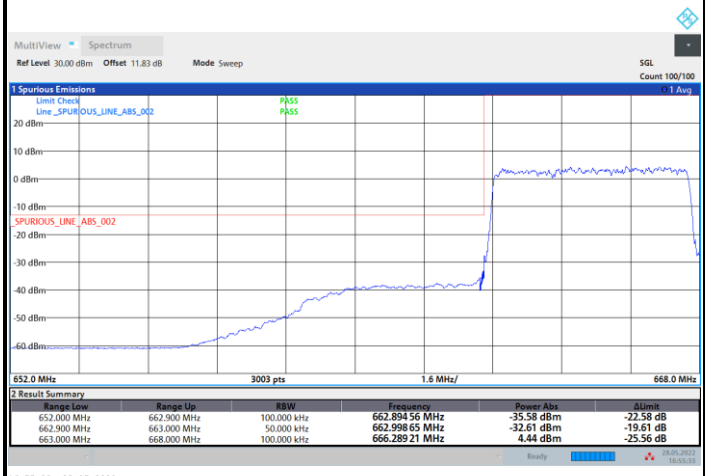

Highest Band Edge / Full RB

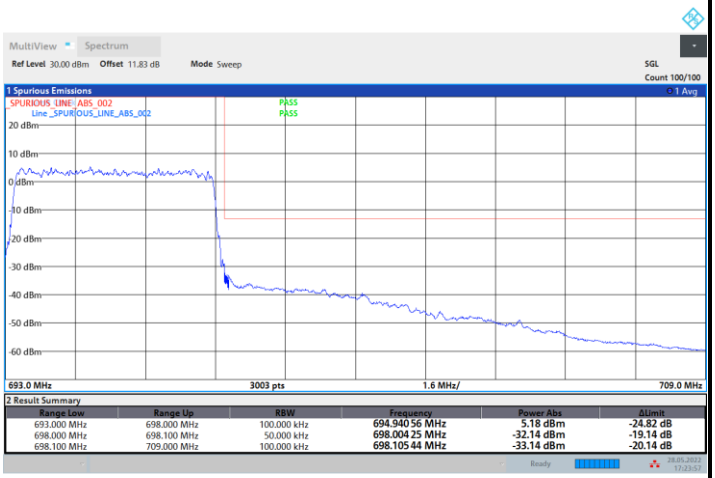

FR1 n71 / 5MHz / CP OFDM / QPSK / Full RB	
Lowest Band Edge	**Highest Band Edge**
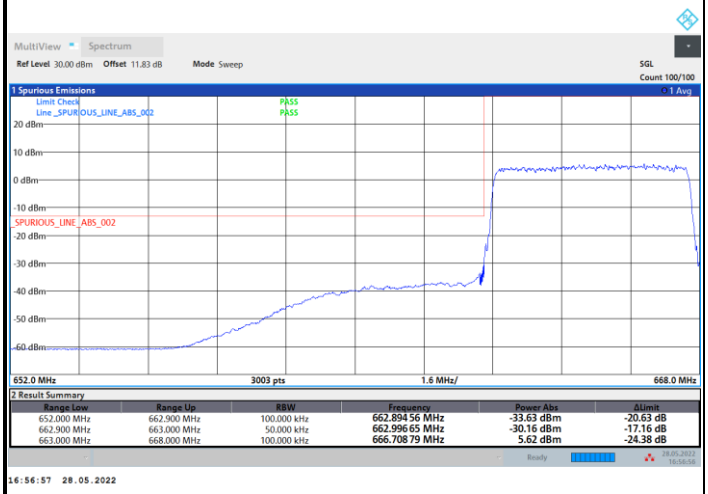	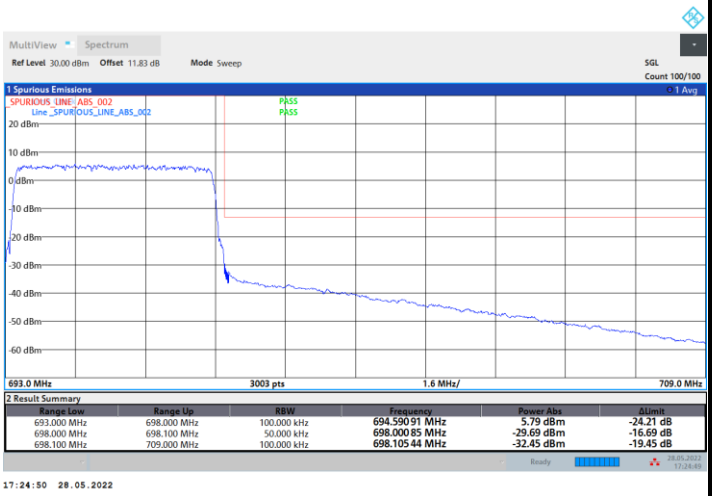

FR1 n71 / 10MHz / DFT-s-OFDM / PI/2 BPSK / Full RB

Lowest Band Edge

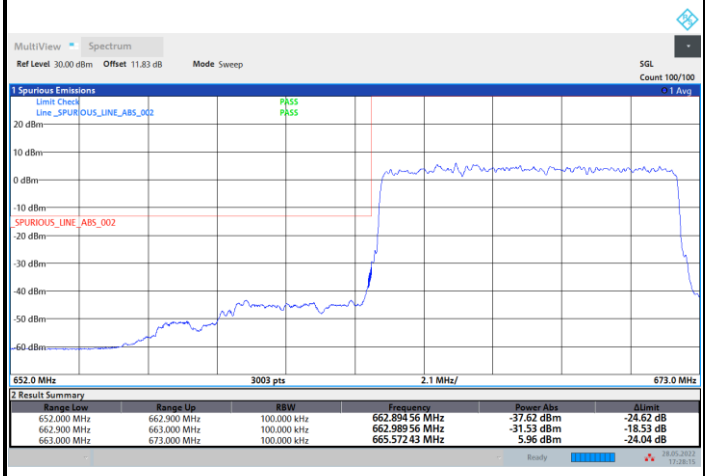

Highest Band Edge

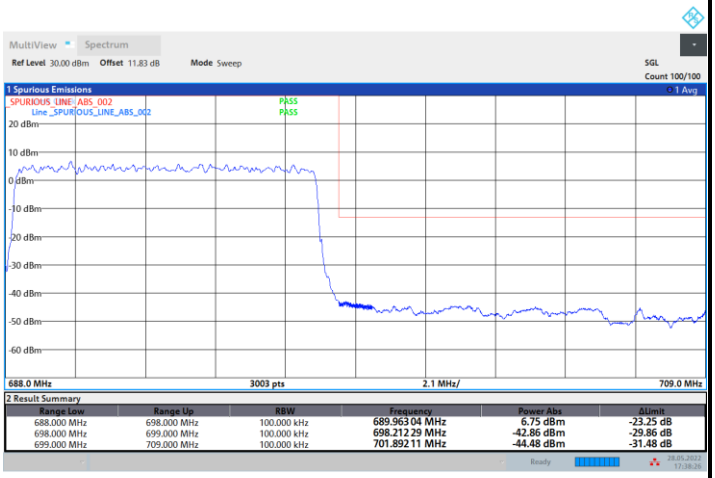

FR1 n71 / 10MHz / DFT-s-OFDM / QPSK / Full RB

Lowest Band Edge

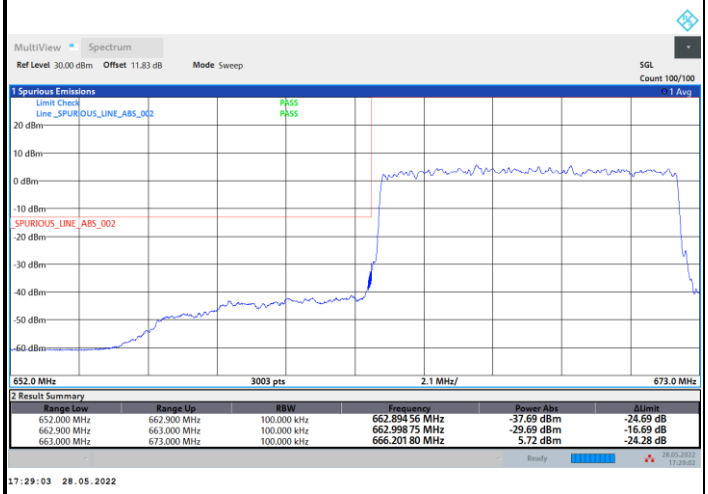

Highest Band Edge

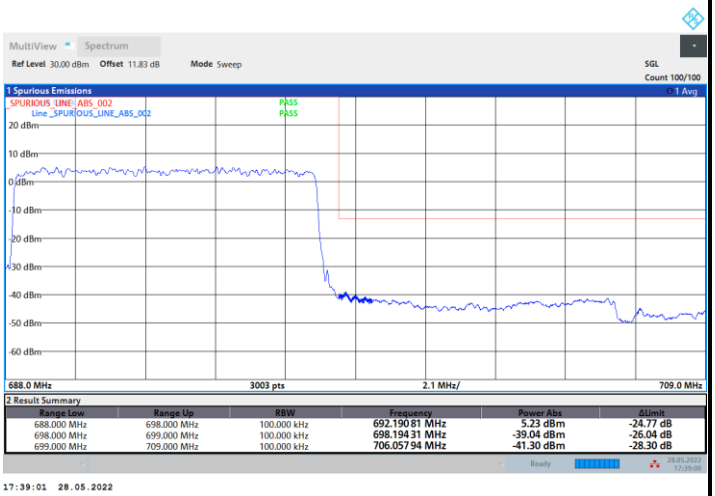

FR1 n71 / 10MHz / DFT-s-OFDM / 16QAM / Full RB

Lowest Band Edge

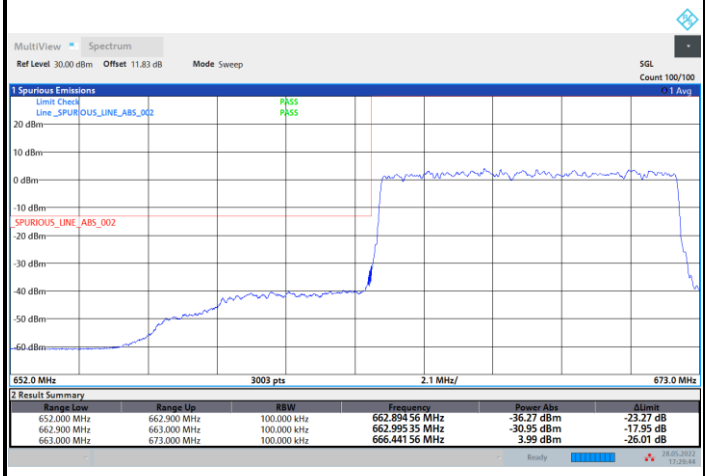

Highest Band Edge

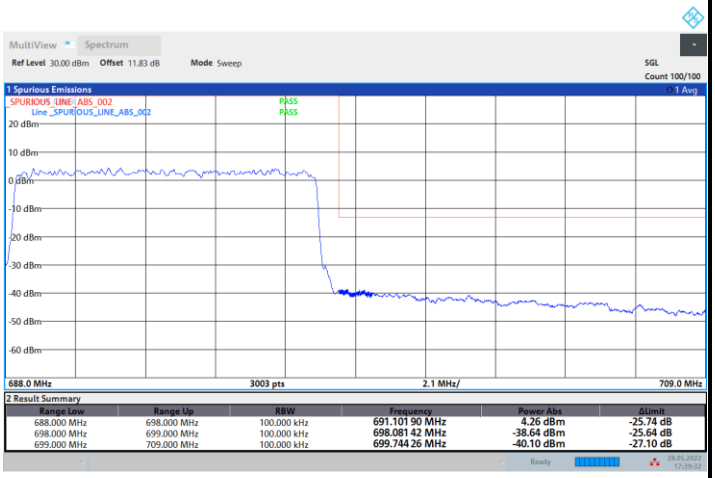

FR1 n71 / 10MHz / DFT-s-OFDM / 64QAM / Full RB

Lowest Band Edge

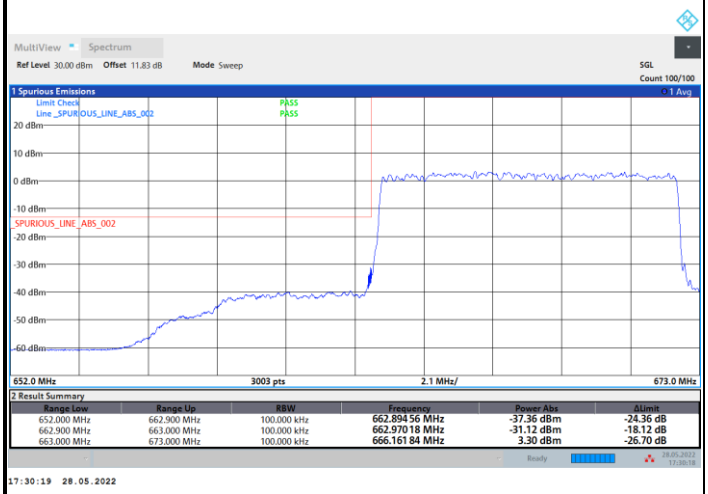

Highest Band Edge

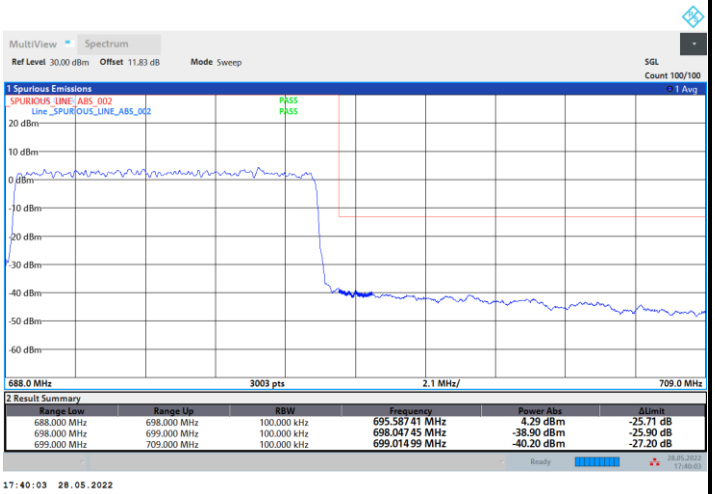

FR1 n71 / 10MHz / DFT-s-OFDM / 256QAM / Full RB

Lowest Band Edge

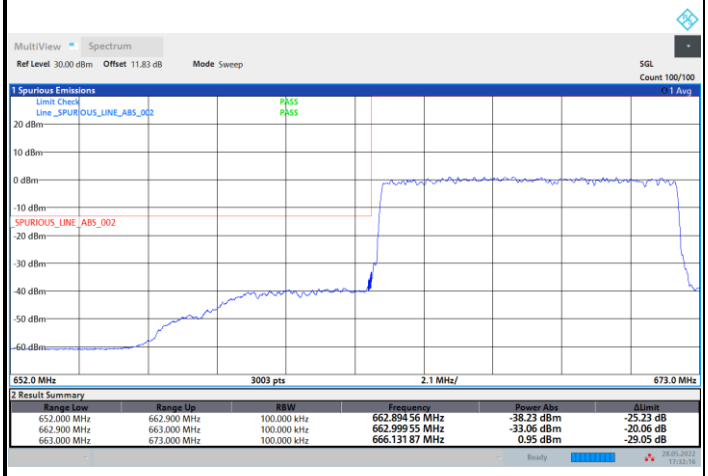

Highest Band Edge

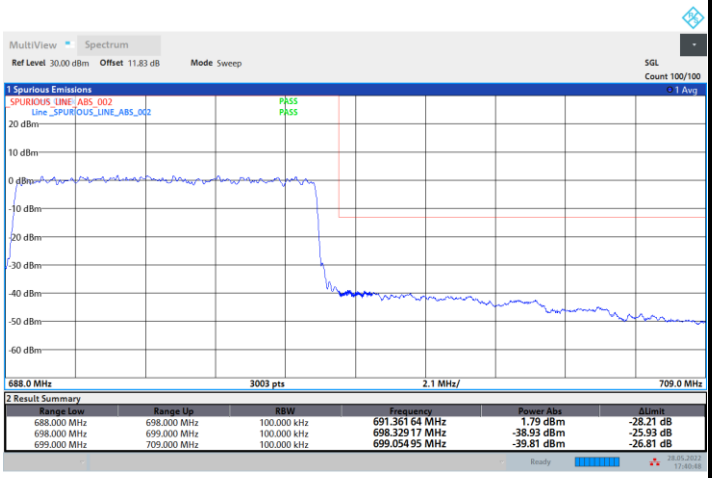

FR1 n71 / 10MHz / CP OFDM / QPSK / Full RB

Lowest Band Edge

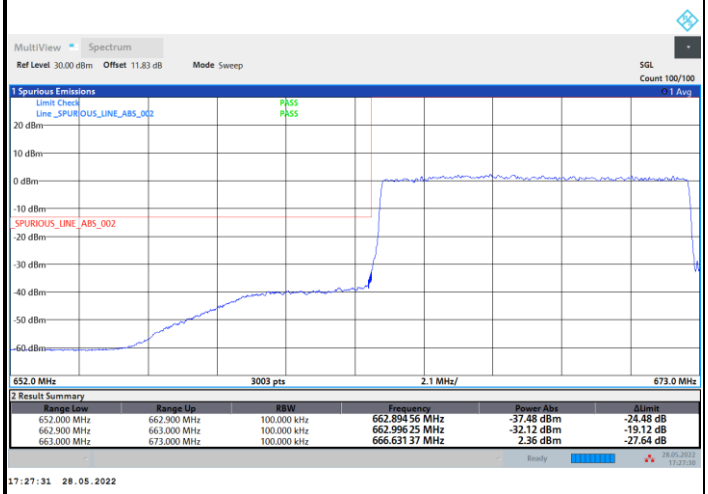

Highest Band Edge

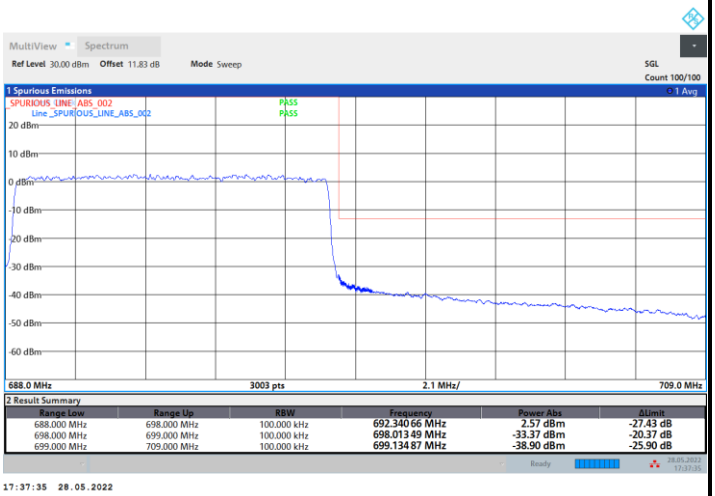

FR1 n71 / 15MHz / DFT-s-OFDM / PI/2 BPSK / Full RB

Lowest Band Edge

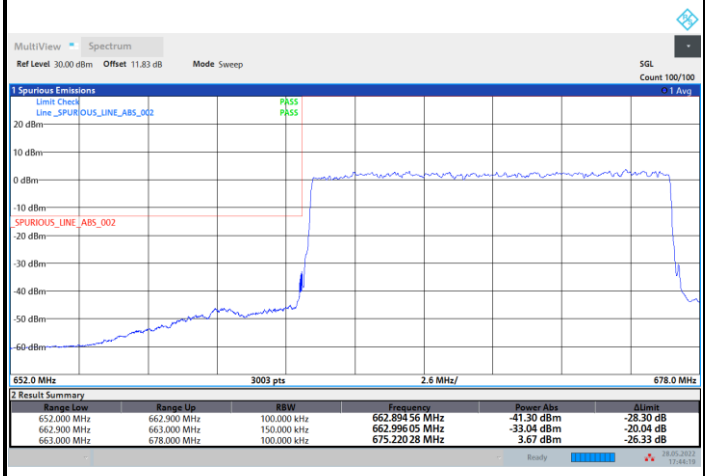

Highest Band Edge

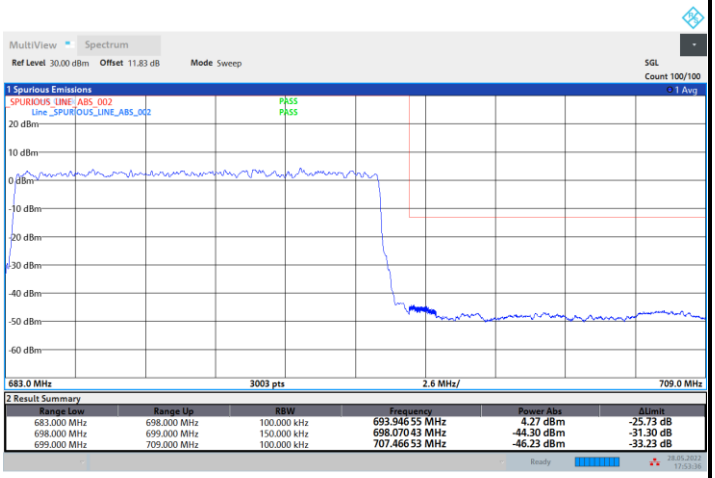

FR1 n71 / 15MHz / DFT-s-OFDM / QPSK / Full RB

Lowest Band Edge

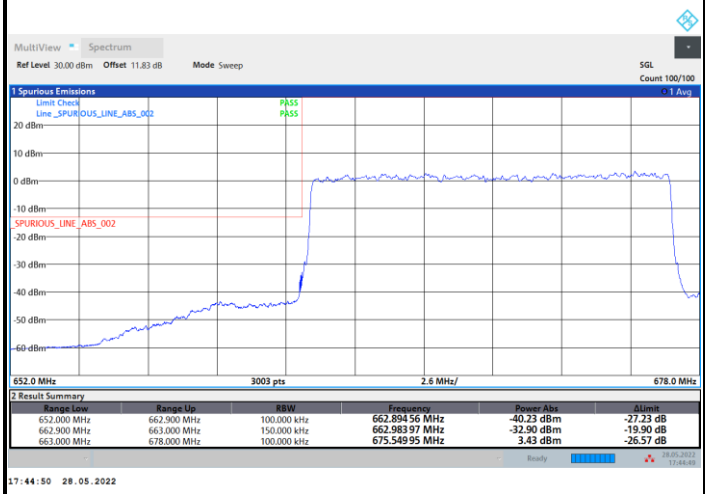

Highest Band Edge

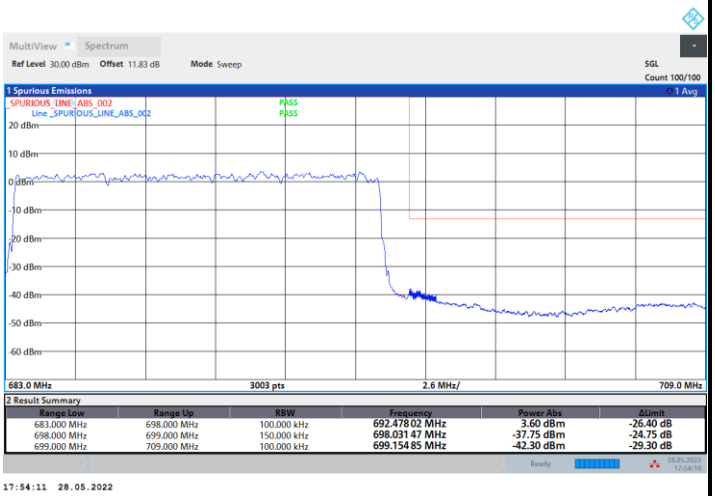

FR1 n71 / 15MHz / DFT-s-OFDM / 16QAM / Full RB

Lowest Band Edge

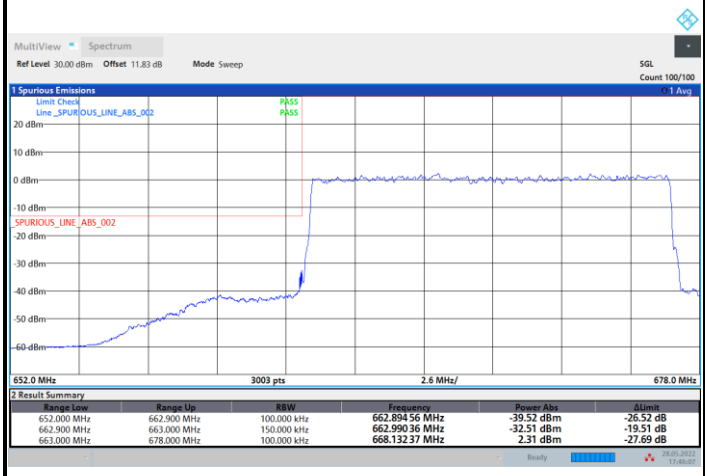

Highest Band Edge

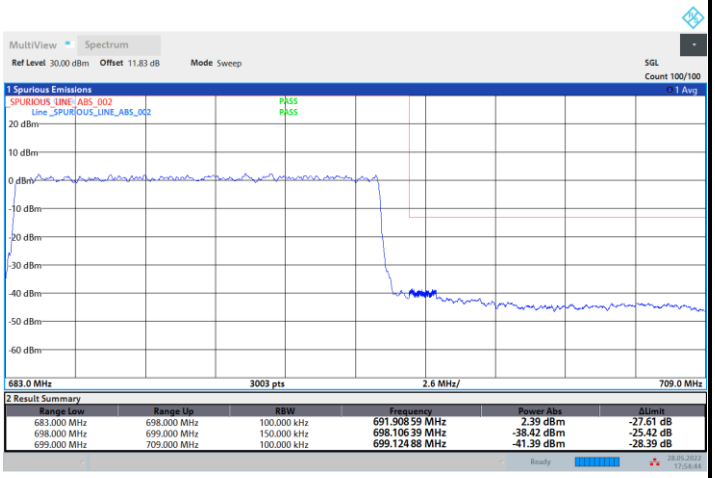

FR1 n71 / 15MHz / DFT-s-OFDM / 64QAM / Full RB

Lowest Band Edge

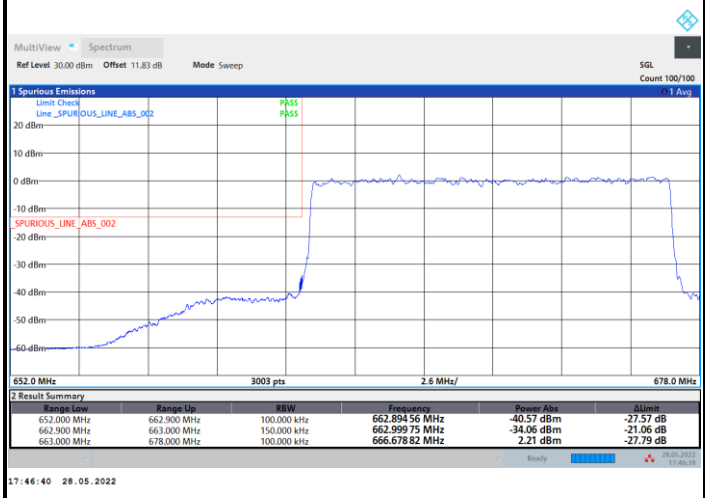

Highest Band Edge

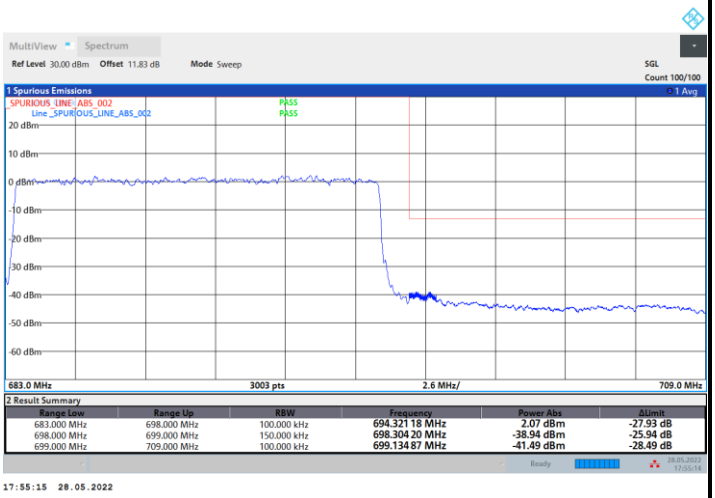

FR1 n71 / 15MHz / DFT-s-OFDM / 256QAM / Full RB

Lowest Band Edge

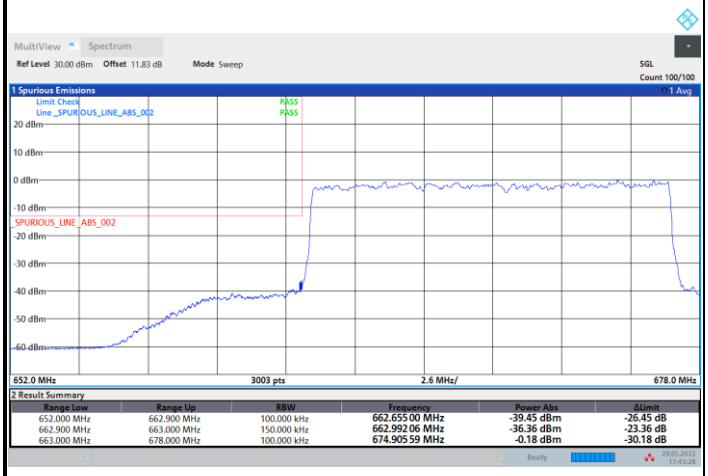

Highest Band Edge

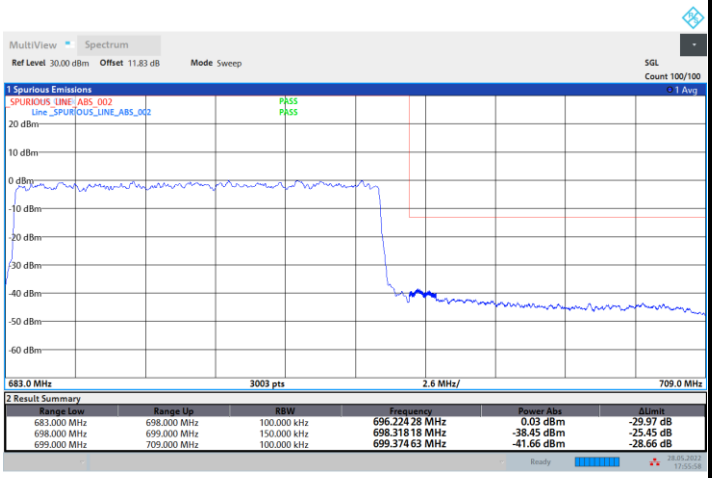

FR1 n71 / 15MHz / CP OFDM / QPSK / Full RB

Lowest Band Edge

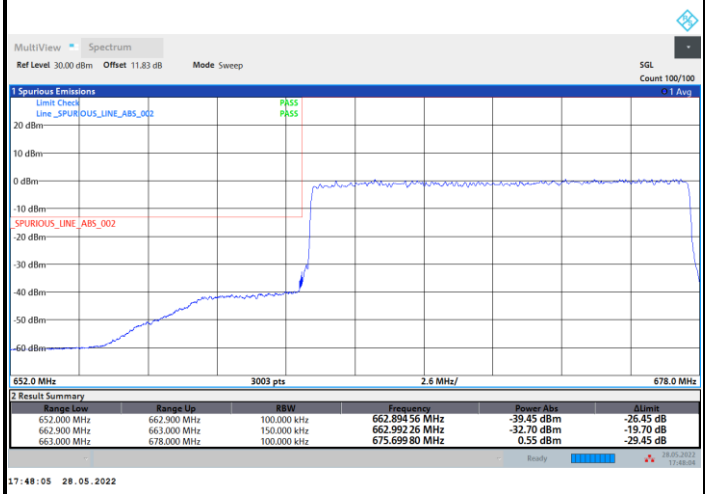

Highest Band Edge

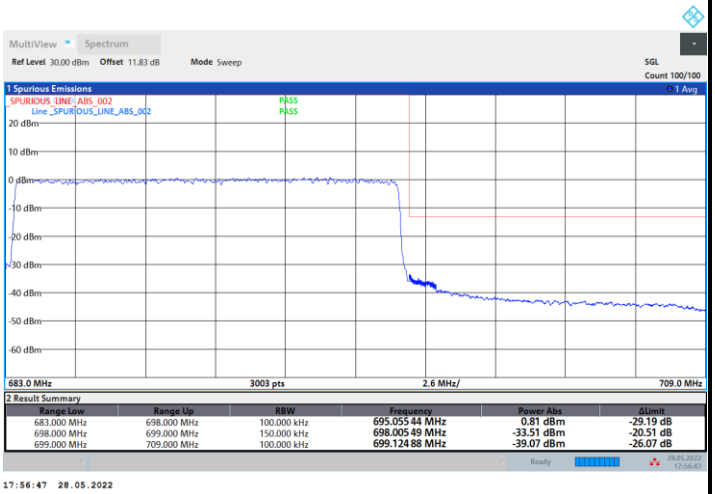

FR1 n71 / 20MHz / DFT-s-OFDM / PI/2 BPSK / Full RB

Lowest Band Edge

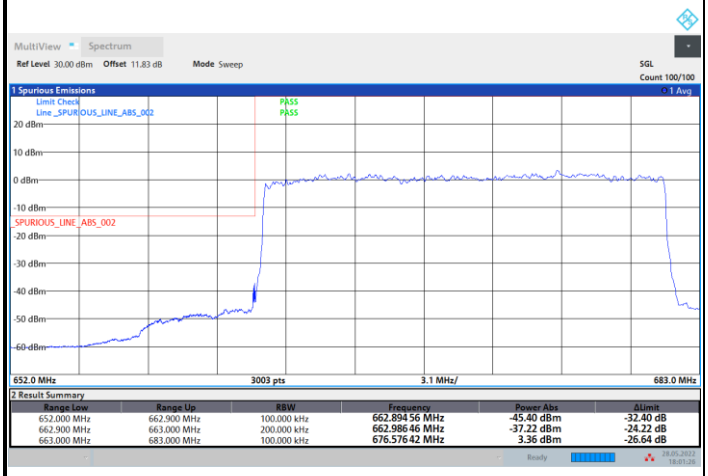

Highest Band Edge

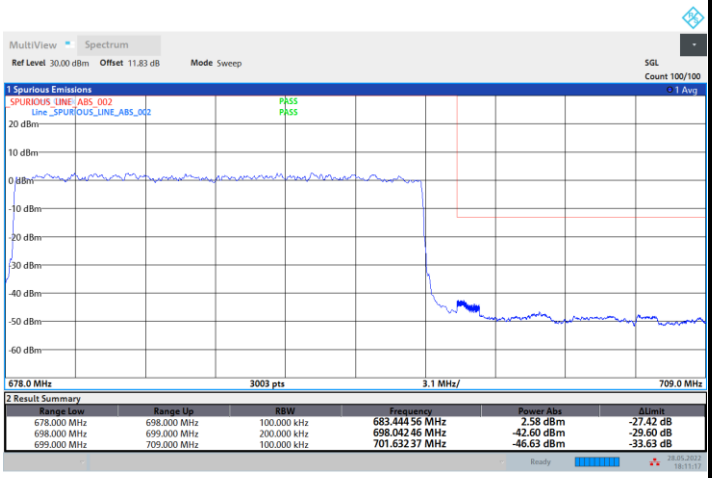

FR1 n71 / 20MHz / DFT-s-OFDM / QPSK / Full RB

Lowest Band Edge

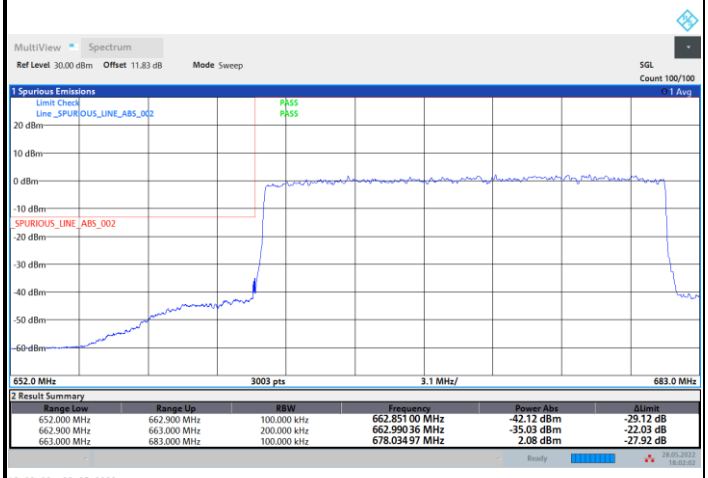

Highest Band Edge

FR1 n71 / 20MHz / DFT-s-OFDM / 16QAM / Full RB

Lowest Band Edge

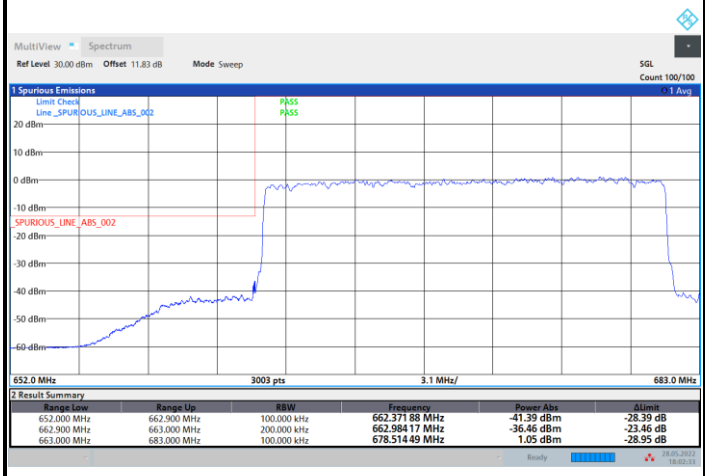

Highest Band Edge

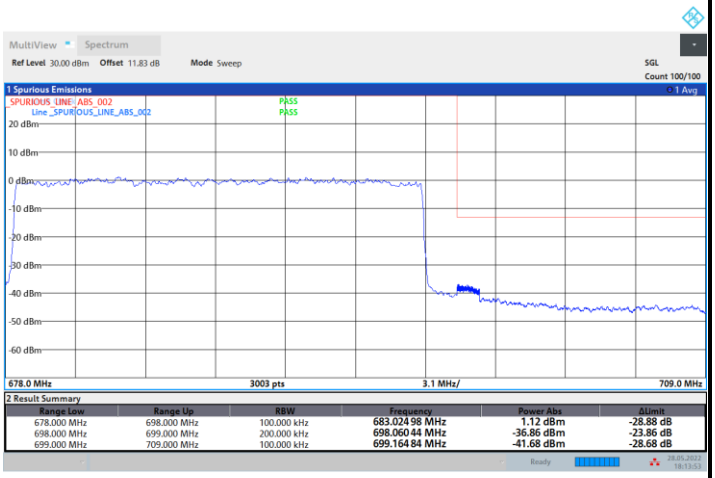

FR1 n71 / 20MHz / DFT-s-OFDM / 64QAM / Full RB

Lowest Band Edge

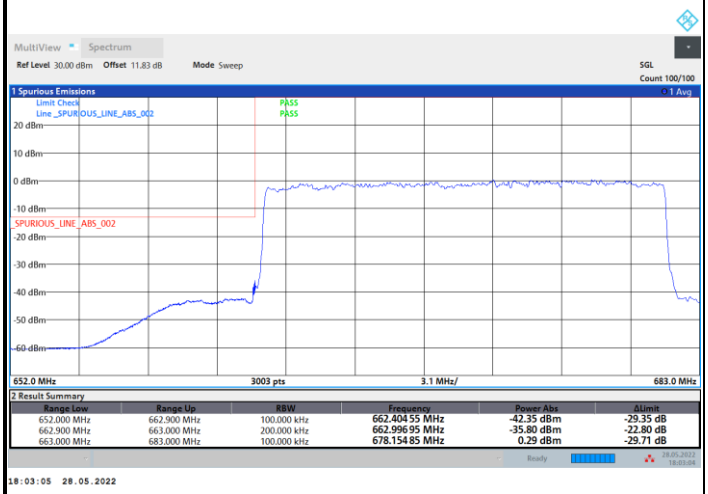

Highest Band Edge

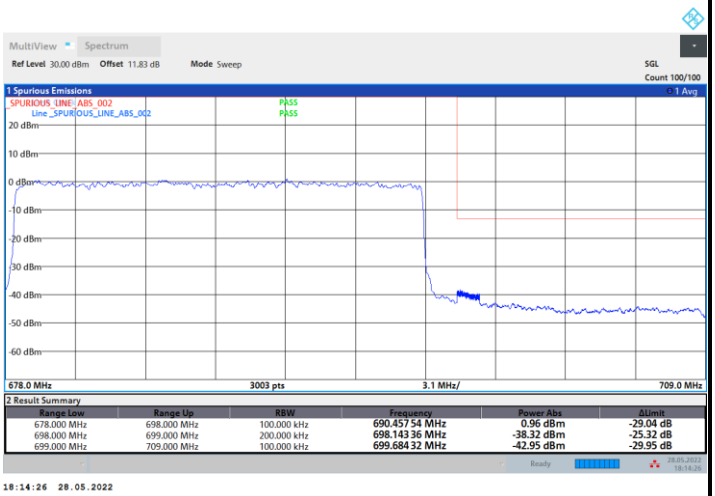

FR1 n71 / 20MHz / DFT-s-OFDM / 256QAM / Full RB

Lowest Band Edge

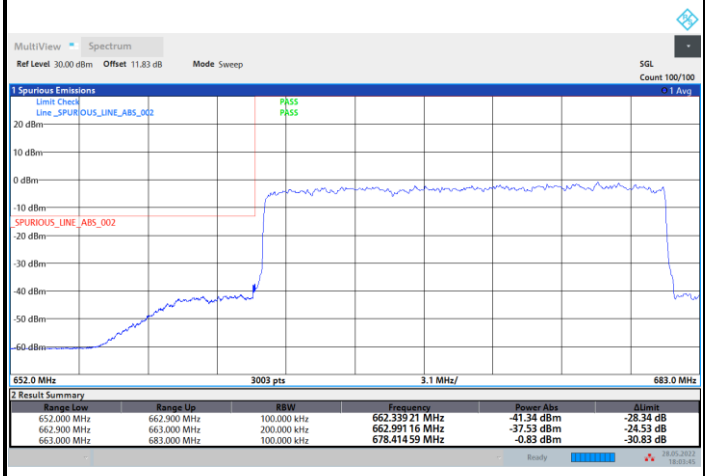

Highest Band Edge

FR1 n71 / 20MHz / CP OFDM / QPSK / Full RB

Lowest Band Edge

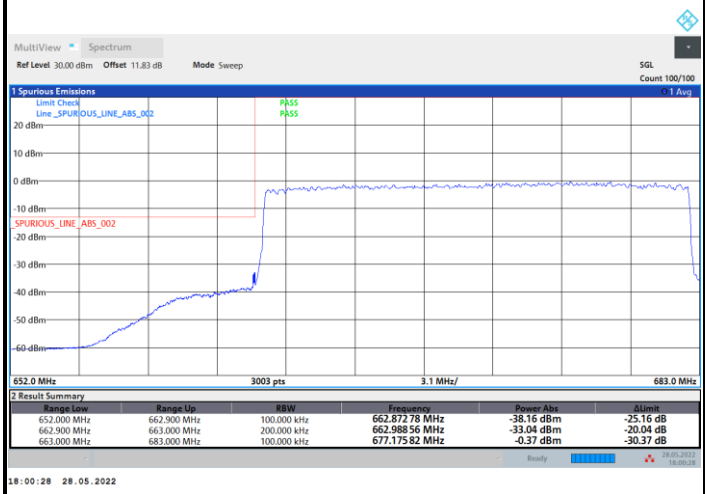

Highest Band Edge

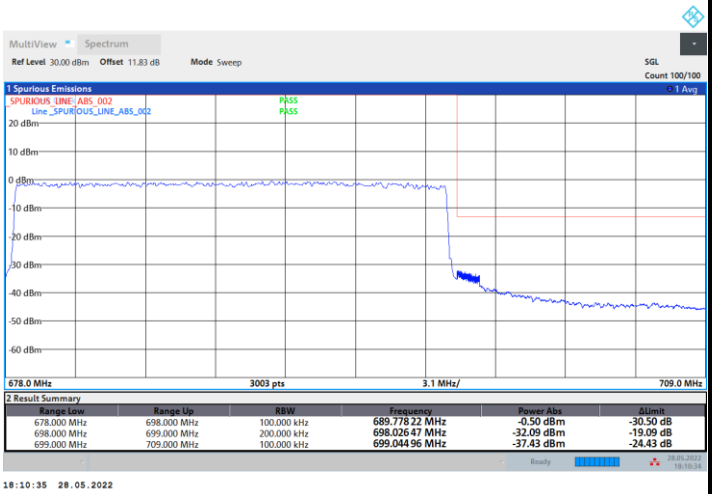

Conducted Spurious Emission

FR1 n71 / 5MHz / DFT-S OFDM / QPSK / 1RB1

Lowest Channel

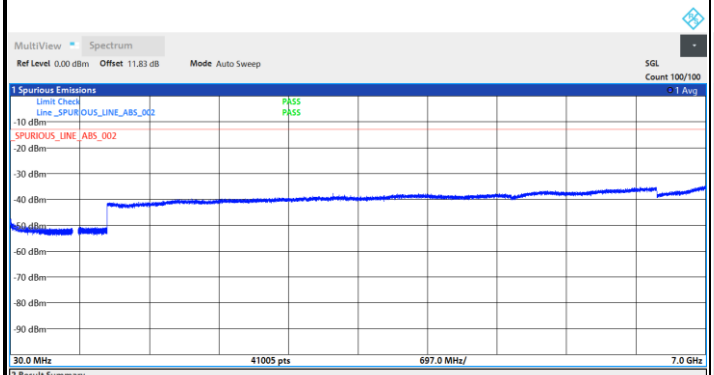

2 Result Summary

Range Low	Range Up	RBW	Frequency	Power Abs	ΔLimit
30.000 MHz	652.000 MHz	100.000 kHz	34.001 27 MHz	-47.60 dBm	-34.60 dB
709.000 MHz	1.000 GHz	100.000 kHz	902.509 00 MHz	-50.67 dBm	-37.67 dB
1.000 GHz	3.000 GHz	1.000 MHz	2.968 17 GHz	-38.96 dBm	-25.96 dB
3.000 GHz	5.000 GHz	1.000 MHz	4.934 18 GHz	-37.66 dBm	-24.66 dB
5.000 GHz	7.000 GHz	1.000 MHz	6.989 50 GHz	-34.78 dBm	-21.78 dB

16:57:55 28.05.2022

Middle Channel

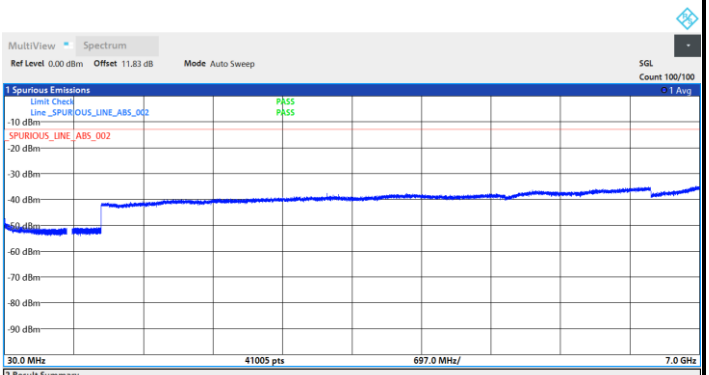

2 Result Summary

Range Low	Range Up	RBW	Frequency	Power Abs	ΔLimit
30.000 MHz	652.000 MHz	100.000 kHz	34.042 73 MHz	-47.44 dBm	-34.44 dB
709.000 MHz	1.000 GHz	100.000 kHz	996.963 07 MHz	-50.68 dBm	-37.68 dB
1.000 GHz	3.000 GHz	1.000 MHz	2.930 18 GHz	-38.85 dBm	-25.85 dB
3.000 GHz	5.000 GHz	1.000 MHz	3.267 12 GHz	-37.65 dBm	-24.65 dB
5.000 GHz	7.000 GHz	1.000 MHz	6.968 51 GHz	-34.92 dBm	-21.92 dB

17:13:17 28.05.2022

Highest Channel

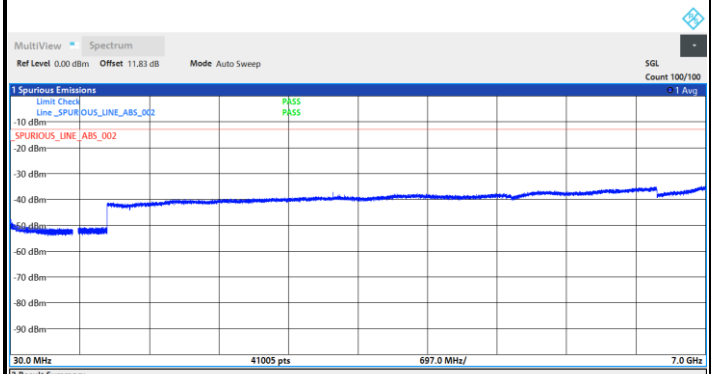

2 Result Summary

Range Low	Range Up	RBW	Frequency	Power Abs	ΔLimit
30.000 MHz	652.000 MHz	100.000 kHz	34.415 91 MHz	-47.71 dBm	-34.71 dB
709.000 MHz	1.000 GHz	100.000 kHz	767.938 32 MHz	-50.68 dBm	-37.68 dB
1.000 GHz	3.000 GHz	1.000 MHz	2.998 17 GHz	-39.04 dBm	-26.04 dB
3.000 GHz	5.000 GHz	1.000 MHz	3.267 12 GHz	-37.19 dBm	-24.19 dB
5.000 GHz	7.000 GHz	1.000 MHz	6.996 50 GHz	-34.85 dBm	-21.85 dB

17:15:56 28.05.2022

Frequency Stability

Test Conditions		FR1 n71 (BPSK) / Middle Channel	Limit
Temperature (°C)	Voltage (Volt)	BW 20MHz	Note 2.
		Deviation (ppm)	Result
50	Normal Voltage	0.0037	PASS
40	Normal Voltage	0.0050	
30	Normal Voltage	0.0006	
20(Ref.)	Normal Voltage	0.0000	
10	Normal Voltage	0.0046	
0	Normal Voltage	0.0051	
-10	Normal Voltage	0.0015	
-20	Normal Voltage	0.0053	
-30	Normal Voltage	0.0001	
20	Maximum Voltage	0.0026	
20	Normal Voltage	0.0000	
20	Battery End Point	0.0046	

Note:

1. Normal Voltage = 4.05 V.；Battery End Point (BEP) = 3.85 V.；Maximum Voltage = 4.35 V.
2. The frequency fundamental emissions stay within the authorized frequency block.

Appendix B. Test Results of Radiated Test

5G NR n5

5G NR n5 / 20MHz / BPSK									
Channel	Frequency (MHz)	ERP (dBm)	Limit (dBm)	Margin (dB)	SPA Reading (dBm)	S.G. Power (dBm)	TX Cable loss (dB)	TX Antenna Gain (dBi)	Polarization (H/V)
Lowest	1650	-55.20	-13	-42.20	-71.15	-56.08	6.35	9.38	H
	2475	-58.44	-13	-45.44	-75.75	-58.62	8.05	10.38	H
	3301	-55.82	-13	-42.82	-75.76	-56.56	9.17	12.06	H
									H
									H
									H
	1650	-57.71	-13	-44.71	-73.65	-58.59	6.35	9.38	V
	2475	-58.33	-13	-45.33	-75.49	-58.51	8.05	10.38	V
	3301	-56.09	-13	-43.09	-76.12	-56.83	9.17	12.06	V
									V
									V
									V
Middle	1655	-56.21	-13	-43.21	-72.21	-57.09	6.36	9.39	H
	2483	-58.27	-13	-45.27	-75.53	-58.45	8.09	10.42	H
	3311	-56.15	-13	-43.15	-76.09	-56.92	9.19	12.11	H
									H
									H
									H
	1655	-58.67	-13	-45.67	-74.66	-59.55	6.36	9.39	V
	2483	-58.30	-13	-45.30	-75.41	-58.48	8.09	10.42	V
	3311	-56.30	-13	-43.30	-76.33	-57.07	9.19	12.11	V
									V
									V
									V

Highest	1660	-55.18	-13	-42.18	-71.25	-56.07	6.37	9.41	H
	2490	-56.67	-13	-43.67	-73.91	-56.84	8.13	10.45	H
	3321	-56.03	-13	-43.03	-75.98	-56.84	9.21	12.17	H
									H
									H
									H
	1660	-58.20	-13	-45.20	-74.25	-59.09	6.37	9.41	V
	2490	-58.17	-13	-45.17	-75.25	-58.34	8.13	10.45	V
	3321	-55.98	-13	-42.98	-76.01	-56.79	9.21	12.17	V
									V
									V
									V

Remark: Spurious emissions within 30-1000MHz were found more than 20dB below limit line.

ENDC 7A-n5A

ENDC 7A-n5A / 10M+20MHz / QPSK+BPSK									
Channel	Frequency (MHz)	ERP (dBm)	Limit (dBm)	Margin (dB)	SPA Reading (dBm)	S.G. Power (dBm)	TX Cable loss (dB)	TX Antenna Gain (dBi)	Polarization (H/V)
Lowest	1650	-55.46	-13	-42.46	-71.41	-56.34	6.35	9.38	H
	2475	-52.86	-13	-39.86	-70.17	-53.04	8.05	10.38	H
	3301	-55.86	-13	-42.86	-75.8	-56.60	9.17	12.06	H
									H
									H
									H
									H
	1650	-49.75	-13	-36.75	-65.49	-50.63	6.35	9.38	V
	2475	-55.80	-13	-42.80	-72.96	-55.98	8.05	10.38	V
	3301	-56.06	-13	-43.06	-76.09	-56.80	9.17	12.06	V
									V
									V
									V
									V
Middle	1655	-58.03	-13	-45.03	-74.03	-58.91	6.36	9.39	H
	2483	-44.43	-13	-31.43	-61.69	-44.61	8.09	10.42	H
	3311	-56.43	-13	-43.43	-76.37	-57.20	9.19	12.11	H
									H
									H
									H
									H
	1655	-51.65	-13	-38.65	-67.64	-52.53	6.36	9.39	V
	2483	-54.61	-13	-41.61	-71.72	-54.79	8.09	10.42	V
	3311	-56.11	-13	-43.11	-76.14	-56.88	9.19	12.11	V
									V
									V
									V
									V

Highest	1660	-57.67	-13	-44.67	-73.74	-58.56	6.37	9.41	H
	2490	-52.72	-13	-39.72	-69.96	-52.89	8.13	10.45	H
	3321	-56.08	-13	-43.08	-76.03	-56.89	9.21	12.17	H
									H
									H
									H
									H
	1660	-50.83	-13	-37.83	-66.88	-51.72	6.37	9.41	V
	2490	-49.21	-13	-36.21	-66.29	-49.38	8.13	10.45	V
	3321	-56.19	-13	-43.19	-76.22	-57.00	9.21	12.17	V
									V
									V
									V
									V

Remark: Spurious emissions within 30-1000MHz were found more than 20dB below limit line.

5G NR n2

5G NR n2 / 20MHz / BPSK									
Channel	Frequency (MHz)	EIRP (dBm)	Limit (dBm)	Margin (dB)	SPA Reading (dBm)	S.G. Power (dBm)	TX Cable loss (dB)	TX Antenna Gain (dBi)	Polarization (H/V)
Lowest	3703	-53.42	-13	-40.42	-75.2	-55.59	9.94	12.10	H
	5554	-37.45	-13	-24.45	-61.68	-36.93	13.68	13.15	H
	7405	-45.51	-13	-32.51	-76.24	-42.94	13.96	11.39	H
									H
									H
									H
									H
	3703	-53.29	-13	-40.29	-74.94	-55.46	9.94	12.10	V
	5554	-38.83	-13	-25.83	-63.62	-38.31	13.68	13.15	V
	7405	-45.80	-13	-32.80	-76.7	-43.23	13.96	11.39	V
									V
									V
									V
									V
Middle	3743	-53.60	-13	-40.60	-75.48	-55.72	10.02	12.14	H
	5614	-39.04	-13	-26.04	-63.17	-38.33	13.93	13.21	H
	7485	-46.13	-13	-33.13	-76.41	-42.75	14.61	11.23	H
									H
									H
									H
									H
	3743	-53.54	-13	-40.54	-75.34	-55.66	10.02	12.14	V
	5614	-39.19	-13	-26.19	-63.82	-38.48	13.93	13.21	V
	7485	-46.22	-13	-33.22	-76.59	-42.84	14.61	11.23	V
									V
									V
									V
									V

Highest	3783	-52.32	-13	-39.32	-74.29	-54.39	10.11	12.18	H
	5674	-34.84	-13	-21.84	-59.09	-34.28	13.84	13.27	H
	7565	-46.16	-13	-33.16	-75.99	-42.56	15.06	11.46	H
									H
									H
									H
									H
	3783	-51.94	-13	-38.94	-73.89	-54.01	10.11	12.18	V
	5674	-37.71	-13	-24.71	-62.48	-37.15	13.84	13.27	V
	7565	-46.37	-13	-33.37	-76.28	-42.77	15.06	11.46	V
									V
									V
									V
									V

Remark: Spurious emissions within 30-1000MHz were found more than 20dB below limit line.

ENDC 7A-n2A

ENDC 7A-n2A / 10M+20MHz / QPSK+BPSK									
Channel	Frequency (MHz)	EIRP (dBm)	Limit (dBm)	Margin (dB)	SPA Reading (dBm)	S.G. Power (dBm)	TX Cable loss (dB)	TX Antenna Gain (dBi)	Polarization (H/V)
Lowest	3703	-54.03	-13	-41.03	-75.81	-56.20	9.94	12.10	H
	5554	-50.65	-13	-37.65	-74.88	-50.13	13.68	13.15	H
	7405	-45.65	-13	-32.65	-76.38	-43.08	13.96	11.39	H
									H
									H
									H
									H
	3703	-53.61	-13	-40.61	-75.26	-55.78	9.94	12.10	V
	5554	-48.48	-13	-35.48	-73.27	-47.96	13.68	13.15	V
	7405	-45.09	-13	-32.09	-75.99	-42.52	13.96	11.39	V
									V
									V
									V
									V
Middle	3743	-53.15	-13	-40.15	-75.03	-55.27	10.02	12.14	H
	5614	-45.76	-13	-32.76	-69.89	-45.05	13.93	13.21	H
	7485	-45.98	-13	-32.98	-76.26	-42.60	14.61	11.23	H
									H
									H
									H
									H
	3743	-53.69	-13	-40.69	-75.49	-55.81	10.02	12.14	V
	5614	-45.37	-13	-32.37	-70	-44.66	13.93	13.21	V
	7485	-45.89	-13	-32.89	-76.26	-42.51	14.61	11.23	V
									V
									V
									V
									V

Highest	3783	-53.58	-13	-40.58	-75.55	-55.65	10.11	12.18	H
	5674	-49.06	-13	-36.06	-73.31	-48.50	13.84	13.27	H
	7565	-46.47	-13	-33.47	-76.3	-42.87	15.06	11.46	H
									H
									H
									H
									H
	3783	-53.49	-13	-40.49	-75.44	-55.56	10.11	12.18	V
	5674	-46.63	-13	-33.63	-71.4	-46.07	13.84	13.27	V
	7565	-46.28	-13	-33.28	-76.19	-42.68	15.06	11.46	V
									V
									V
									V
									V

Remark: Spurious emissions within 30-1000MHz were found more than 20dB below limit line.

5G NR n66

5G NR n66 / 40MHz / BPSK									
Channel	Frequency (MHz)	EIRP (dBm)	Limit (dBm)	Margin (dB)	SPA Reading (dBm)	S.G. Power (dBm)	TX Cable loss (dB)	TX Antenna Gain (dBi)	Polarization (H/V)
Lowest	3425	-53.16	-13	-40.16	-74.08	-56.29	9.42	12.55	H
	5137	-43.90	-13	-30.90	-68.5	-44.46	12.11	12.67	H
	6849	-47.57	-13	-34.57	-76.78	-46.00	13.97	12.40	H
									H
									H
									H
									H
	3425	-55.70	-13	-42.70	-76.62	-58.83	9.42	12.55	V
	5137	-44.81	-13	-31.81	-69.66	-45.37	12.11	12.67	V
	6849	-48.30	-13	-35.30	-77.34	-46.73	13.97	12.40	V
									V
									V
									V
									V
Middle	3455	-54.80	-13	-41.80	-75.88	-57.84	9.45	12.49	H
	5182	-46.20	-13	-33.20	-70.88	-46.72	12.17	12.69	H
	6909	-47.65	-13	-34.65	-76.82	-45.80	14.01	12.16	H
									H
									H
									H
									H
	3455	-54.70	-13	-41.70	-75.77	-57.74	9.45	12.49	V
	5182	-40.24	-13	-27.24	-65.15	-40.76	12.17	12.69	V
	6909	-47.66	-13	-34.66	-76.67	-45.81	14.01	12.16	V
									V
									V
									V
									V

Highest	3484	-55.00	-13	-42.00	-76.24	-57.95	9.48	12.43	H
	5227	-42.93	-13	-29.93	-67.67	-43.39	12.32	12.78	H
	6969	-47.22	-13	-34.22	-76.34	-45.09	14.05	11.92	H
									H
									H
									H
									H
	3484	-54.72	-13	-41.72	-75.92	-57.67	9.48	12.43	V
	5227	-47.80	-13	-34.80	-72.82	-48.26	12.32	12.78	V
	6969	-47.40	-13	-34.40	-76.38	-45.27	14.05	11.92	V
									V
									V
									V
									V

Remark: Spurious emissions within 30-1000MHz were found more than 20dB below limit line.

ENDC 7A-n66A

ENDC 7A-n66A / 10M+40MHz / QPSK+BPSK									
Channel	Frequency (MHz)	EIRP (dBm)	Limit (dBm)	Margin (dB)	SPA Reading (dBm)	S.G. Power (dBm)	TX Cable loss (dB)	TX Antenna Gain (dBi)	Polarization (H/V)
Lowest	3425	-55.39	-13	-42.39	-76.31	-58.52	9.42	12.55	H
	5137	-34.40	-13	-21.40	-59	-34.96	12.11	12.67	H
	6849	-48.00	-13	-35.00	-77.21	-46.43	13.97	12.40	H
									H
									H
									H
									H
	3425	-55.70	-13	-42.70	-76.62	-58.83	9.42	12.55	V
	5137	-37.86	-13	-24.86	-62.71	-38.42	12.11	12.67	V
	6849	-48.54	-13	-35.54	-77.58	-46.97	13.97	12.40	V
									V
									V
									V
									V
Middle	3455	-55.02	-13	-42.02	-76.1	-58.06	9.45	12.49	H
	5182	-51.85	-13	-38.85	-76.53	-52.37	12.17	12.69	H
	6909	-47.98	-13	-34.98	-77.15	-46.13	14.01	12.16	H
									H
									H
									H
									H
	3455	-54.75	-13	-41.75	-75.82	-57.79	9.45	12.49	V
	5182	-51.73	-13	-38.73	-76.64	-52.25	12.17	12.69	V
	6909	-47.70	-13	-34.70	-76.71	-45.85	14.01	12.16	V
									V
									V
									V
									V

Highest	3484	-54.98	-13	-41.98	-76.22	-57.93	9.48	12.43	H
	5227	-39.40	-13	-26.40	-64.14	-39.86	12.32	12.78	H
	6969	-47.21	-13	-34.21	-76.33	-45.08	14.05	11.92	H
									H
									H
									H
									H
	3484	-55.15	-13	-42.15	-76.35	-58.10	9.48	12.43	V
	5227	-43.89	-13	-30.89	-68.91	-44.35	12.32	12.78	V
	6969	-47.85	-13	-34.85	-76.83	-45.72	14.05	11.92	V
									V
									V
									V
									V

Remark: Spurious emissions within 30-1000MHz were found more than 20dB below limit line.

5G NR n7

5G NR n7 / 20MHz / BPSK									
Channel	Frequency (MHz)	EIRP (dBm)	Limit (dBm)	Margin (dB)	SPA Reading (dBm)	S.G. Power (dBm)	TX Cable loss (dB)	TX Antenna Gain (dBi)	Polarization (H/V)
Lowest	5002	-57.87	-25	-32.87	-51.66	-58.55	11.92	12.60	H
	7503	-49.34	-25	-24.34	-49.55	-45.80	14.75	11.21	H
	12505	-57.40	-25	-32.40	-63.06	-52.81	18.48	13.89	H
									H
									H
									H
									H
	5002	-60.13	-25	-35.13	-54.23	-60.81	11.92	12.60	V
	7503	-41.55	-25	-16.55	-41.84	-38.01	14.75	11.21	V
	12505	-56.95	-25	-31.95	-62.49	-52.36	18.48	13.89	V
									V
									V
									V
									V
Middle	5052	-46.21	-25	-21.21	-40.17	-46.85	11.99	12.63	H
	7578	-43.81	-25	-18.81	-43.73	-40.19	15.13	11.51	H
	12630	-57.33	-25	-32.33	-63.07	-52.46	18.61	13.74	H
									H
									H
									H
									H
	5052	-54.36	-25	-29.36	-48.61	-55.00	11.99	12.63	V
	7578	-46.47	-25	-21.47	-46.46	-42.85	15.13	11.51	V
	12630	-57.67	-25	-32.67	-63.23	-52.80	18.61	13.74	V
									V
									V
									V
									V

Highest	5100	-51.31	-25	-26.31	-45.42	-51.90	12.06	12.65	H
	7655	-42.72	-25	-17.72	-42.61	-39.40	14.95	11.63	H
	12755	-56.53	-25	-31.53	-62.34	-51.39	18.73	13.59	H
									H
									H
									H
									H
	5100	-57.87	-25	-32.87	-52.24	-58.46	12.06	12.65	V
	7655	-42.66	-25	-17.66	-42.62	-39.34	14.95	11.63	V
	12755	-57.44	-25	-32.44	-63.01	-52.30	18.73	13.59	V
									V
									V
									V
									V

Remark: Spurious emissions within 30-1000MHz were found more than 20dB below limit line.

ENDC 66A-n7A

ENDC 66A-n7A / 10M+20MHz / QPSK+BPSK									
Channel	Frequency (MHz)	EIRP (dBm)	Limit (dBm)	Margin (dB)	SPA Reading (dBm)	S.G. Power (dBm)	TX Cable loss (dB)	TX Antenna Gain (dBi)	Polarization (H/V)
Lowest	5002	-62.27	-25	-37.27	-56.06	-62.95	11.92	12.60	H
	7503	-55.01	-25	-30.01	-55.22	-51.47	14.75	11.21	H
	12505	-57.83	-25	-32.83	-63.49	-53.24	18.48	13.89	H
									H
									H
									H
									H
	5002	-58.76	-25	-33.76	-52.86	-59.44	11.92	12.60	V
	7503	-45.16	-25	-20.16	-45.45	-41.62	14.75	11.21	V
	12505	-58.11	-25	-33.11	-63.65	-53.52	18.48	13.89	V
									V
									V
									V
									V
Middle	5052	-56.57	-25	-31.57	-50.53	-57.21	11.99	12.63	H
	7578	-46.34	-25	-21.34	-46.26	-42.72	15.13	11.51	H
	12630	-57.85	-25	-32.85	-63.59	-52.98	18.61	13.74	H
									H
									H
									H
									H
	5052	-56.37	-25	-31.37	-50.62	-57.01	11.99	12.63	V
	7578	-40.65	-25	-15.65	-40.64	-37.03	15.13	11.51	V
	12630	-58.05	-25	-33.05	-63.61	-53.18	18.61	13.74	V
									V
									V
									V
									V

Highest	5100	-59.14	-25	-34.14	-53.25	-59.73	12.06	12.65	H
	7655	-45.85	-25	-20.85	-45.74	-42.53	14.95	11.63	H
	12755	-57.11	-25	-32.11	-62.92	-51.97	18.73	13.59	H
									H
									H
									H
									H
	5100	-55.55	-25	-30.55	-49.92	-56.14	12.06	12.65	V
	7655	-43.23	-25	-18.23	-43.19	-39.91	14.95	11.63	V
	12755	-57.38	-25	-32.38	-62.95	-52.24	18.73	13.59	V
									V
									V
									V
									V

Remark: Spurious emissions within 30-1000MHz were found more than 20dB below limit line.

5G NR n38

5G NR n38 / 40MHz / BPSK									
Channel	Frequency (MHz)	EIRP (dBm)	Limit (dBm)	Margin (dB)	SPA Reading (dBm)	S.G. Power (dBm)	TX Cable loss (dB)	TX Antenna Gain (dBi)	Polarization (H/V)
Lowest	5142	-58.88	-25	-33.88	-53.11	-59.43	12.12	12.67	H
	7717	-32.24	-25	-7.24	-32.2	-29.29	14.61	11.66	H
	12859	-51.14	-25	-26.14	-57.01	-45.78	18.83	13.47	H
									H
									H
									H
									H
	5142	-55.02	-25	-30.02	-49.5	-55.57	12.12	12.67	V
	7717	-31.81	-25	-6.81	-31.83	-28.86	14.61	11.66	V
	12859	-51.50	-25	-26.50	-57.09	-46.14	18.83	13.47	V
									V
									V
									V
									V
Middle	5155	-57.21	-25	-32.21	-51.48	-57.75	12.14	12.68	H
	7732	-35.00	-25	-10.00	-34.98	-32.14	14.53	11.67	H
	12886	-47.31	-25	-22.31	-53.2	-41.89	18.86	13.44	H
									H
									H
									H
									H
	5155	-59.25	-25	-34.25	-53.77	-59.79	12.14	12.68	V
	7732	-31.42	-25	-6.42	-31.46	-28.56	14.53	11.67	V
	12886	-56.80	-25	-31.80	-62.39	-51.38	18.86	13.44	V
									V
									V
									V
									V

Highest	5165	-54.25	-25	-29.25	-48.55	-54.78	12.15	12.68	H
	7746	-36.97	-25	-11.97	-36.97	-34.18	14.46	11.67	H
	12906	-56.46	-25	-31.46	-62.36	-50.99	18.88	13.41	H
									H
									H
									H
									H
	5165	-53.86	-25	-28.86	-48.41	-54.39	12.15	12.68	V
	7746	-37.51	-25	-12.51	-37.57	-34.72	14.46	11.67	V
	12906	-48.56	-25	-23.56	-54.15	-43.09	18.88	13.41	V
									V
									V
									V
									V

Remark: Spurious emissions within 30-1000MHz were found more than 20dB below limit line.

5G NR n41

5G NR n41 / 100MHz / BPSK									
Channel	Frequency (MHz)	EIRP (dBm)	Limit (dBm)	Margin (dB)	SPA Reading (dBm)	S.G. Power (dBm)	TX Cable loss (dB)	TX Antenna Gain (dBi)	Polarization (H/V)
Lowest	4994	-52.56	-25	-27.56	-46.32	-53.24	11.92	12.60	H
	7494	-34.47	-25	-9.47	-34.73	-31.00	14.68	11.21	H
	12488	-54.81	-25	-29.81	-60.5	-50.22	18.47	13.88	H
									H
									H
									H
									H
	4994	-53.54	-25	-28.54	-47.62	-54.22	11.92	12.60	V
	7494	-38.88	-25	-13.88	-39.22	-35.41	14.68	11.21	V
	12488	-57.96	-25	-32.96	-63.53	-53.37	18.47	13.88	V
									V
									V
									V
									V
Middle	5086	-48.44	-25	-23.44	-42.49	-49.04	12.04	12.64	H
	7634	-29.97	-25	-4.97	-29.84	-26.53	15.06	11.62	H
	12720	-44.56	-25	-19.56	-50.34	-39.50	18.70	13.64	H
									H
									H
									H
									H
	5086	-51.47	-25	-26.47	-45.8	-52.07	12.04	12.64	V
	7634	-34.50	-25	-9.50	-34.44	-31.06	15.06	11.62	V
	12720	-50.71	-25	-25.71	-56.28	-45.65	18.70	13.64	V
									V
									V
									V
									V

Highest	5185	-54.12	-25	-29.12	-48.48	-54.63	12.18	12.69	H
	7775	-29.90	-25	-4.90	-29.93	-27.29	14.30	11.69	H
	12960	-45.78	-25	-20.78	-51.71	-40.20	18.93	13.35	H
									H
									H
									H
									H
	5185	-54.44	-25	-29.44	-49.04	-54.95	12.18	12.69	V
	7775	-36.64	-25	-11.64	-36.73	-34.03	14.30	11.69	V
	12960	-51.34	-25	-26.34	-56.94	-45.76	18.93	13.35	V
									V
									V
									V
									V

Remark: Spurious emissions within 30-1000MHz were found more than 20dB below limit line.

5G NR n71

5G NR n71 / 20MHz / BPSK									
Channel	Frequency (MHz)	ERP (dBm)	Limit (dBm)	Margin (dB)	SPA Reading (dBm)	S.G. Power (dBm)	TX Cable loss (dB)	TX Antenna Gain (dBi)	Polarization (H/V)
Lowest	1328	-58.11	-13	-45.11	-72.65	-57.28	5.63	6.95	H
	1992	-46.64	-13	-33.64	-62.86	-47.54	6.95	10.00	H
	2656	-57.07	-13	-44.07	-75.42	-57.74	8.15	10.97	H
									H
									H
									H
									H
	1328	-54.58	-13	-41.58	-69.11	-53.75	5.63	6.95	V
	1992	-54.48	-13	-41.48	-70.55	-55.38	6.95	10.00	V
	2656	-57.38	-13	-44.38	-75.67	-58.05	8.15	10.97	V
									V
									V
									V
									V
Middle	1344	-58.17	-13	-45.17	-72.75	-57.35	5.67	7.00	H
	2015	-56.20	-13	-43.20	-72.51	-56.99	6.99	9.93	H
	2688	-57.14	-13	-44.14	-75.48	-57.70	8.25	10.96	H
									H
									H
									H
									H
	1344	-55.13	-13	-42.13	-69.79	-54.31	5.67	7.00	V
	2015	-52.25	-13	-39.25	-68.44	-53.04	6.99	9.93	V
	2688	-57.32	-13	-44.32	-75.59	-57.88	8.25	10.96	V
									V
									V
									V
									V

Highest	1359	-56.11	-13	-43.11	-70.73	-55.31	5.71	7.06	H
	2038	-59.09	-13	-46.09	-75.66	-59.72	7.03	9.81	H
	2718	-57.19	-13	-44.19	-75.51	-57.64	8.34	10.94	H
									H
									H
									H
									H
	1359	-52.74	-13	-39.74	-67.52	-51.94	5.71	7.06	V
	2038	-58.90	-13	-45.90	-75.39	-59.53	7.03	9.81	V
	2718	-57.58	-13	-44.58	-75.82	-58.03	8.34	10.94	V
									V
									V
									V
									V

Remark: Spurious emissions within 30-1000MHz were found more than 20dB below limit line.