EUT Mode	802.11ax HE160 996RUS67

Plot on Channel 6345 MHz

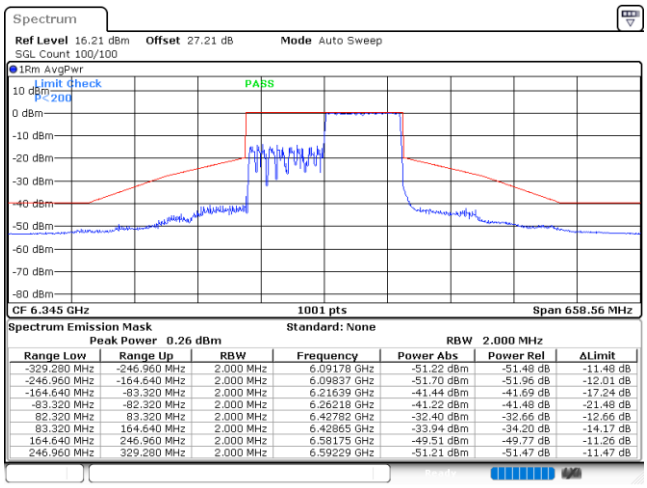

Spectrum Emission Mask Standard: None

Peak Power 0.26 dBm RBW 2.000 MHz

Range Low	Range Up	RBW	Frequency	Power Abs	Power Rel	ΔLimit
-329.280 MHz	-246.960 MHz	2.000 MHz	6.09178 GHz	-51.22 dBm	-51.48 dB	-11.48 dB
-246.960 MHz	-164.640 MHz	2.000 MHz	6.09837 GHz	-51.70 dBm	-51.96 dB	-12.01 dB
-164.640 MHz	-83.320 MHz	2.000 MHz	6.21639 GHz	-41.44 dBm	-41.69 dB	-17.24 dB
-83.320 MHz	-82.320 MHz	2.000 MHz	6.26218 GHz	-41.22 dBm	-41.48 dB	-21.48 dB
82.320 MHz	83.320 MHz	2.000 MHz	6.42782 GHz	-32.40 dBm	-32.66 dB	-12.66 dB
83.320 MHz	164.640 MHz	2.000 MHz	6.42865 GHz	-33.94 dBm	-34.20 dB	-14.17 dB
164.640 MHz	246.960 MHz	2.000 MHz	6.58175 GHz	-49.51 dBm	-49.77 dB	-11.26 dB
246.960 MHz	329.280 MHz	2.000 MHz	6.59229 GHz	-51.21 dBm	-51.47 dB	-11.47 dB

Date: 23.MAR.2024 13:23:44

Plot on Channel 6825 MHz

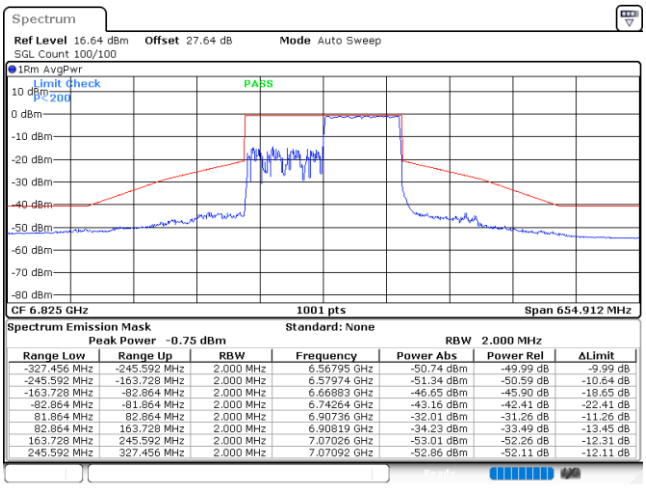

Spectrum Emission Mask Standard: None

Peak Power -0.75 dBm RBW 2.000 MHz

Range Low	Range Up	RBW	Frequency	Power Abs	Power Rel	ΔLimit
-327.456 MHz	-245.592 MHz	2.000 MHz	6.56795 GHz	-50.74 dBm	-49.99 dB	-9.99 dB
-245.592 MHz	-163.728 MHz	2.000 MHz	6.57974 GHz	-51.34 dBm	-50.59 dB	-10.64 dB
-163.728 MHz	-82.864 MHz	2.000 MHz	6.66883 GHz	-46.65 dBm	-45.90 dB	-18.65 dB
-82.864 MHz	-81.864 MHz	2.000 MHz	6.74264 GHz	-43.16 dBm	-42.41 dB	-22.41 dB
81.864 MHz	82.864 MHz	2.000 MHz	6.90736 GHz	-32.01 dBm	-31.26 dB	-11.26 dB
82.864 MHz	163.728 MHz	2.000 MHz	6.90819 GHz	-34.23 dBm	-33.49 dB	-13.45 dB
163.728 MHz	245.592 MHz	2.000 MHz	7.07026 GHz	-53.01 dBm	-52.26 dB	-12.31 dB
245.592 MHz	327.456 MHz	2.000 MHz	7.07092 GHz	-52.86 dBm	-52.11 dB	-12.11 dB

Date: 23.MAR.2024 13:14:00

Appendix B. AC Conducted Emission Test Results

Test Engineer :	Calvin Wang	Temperature :	23~26℃
		Relative Humidity :	45~55%

EUT Information

Report NO :	411111
Test Mode :	Mode 1
Test Voltage :	120Vac/60Hz
Phase :	Line

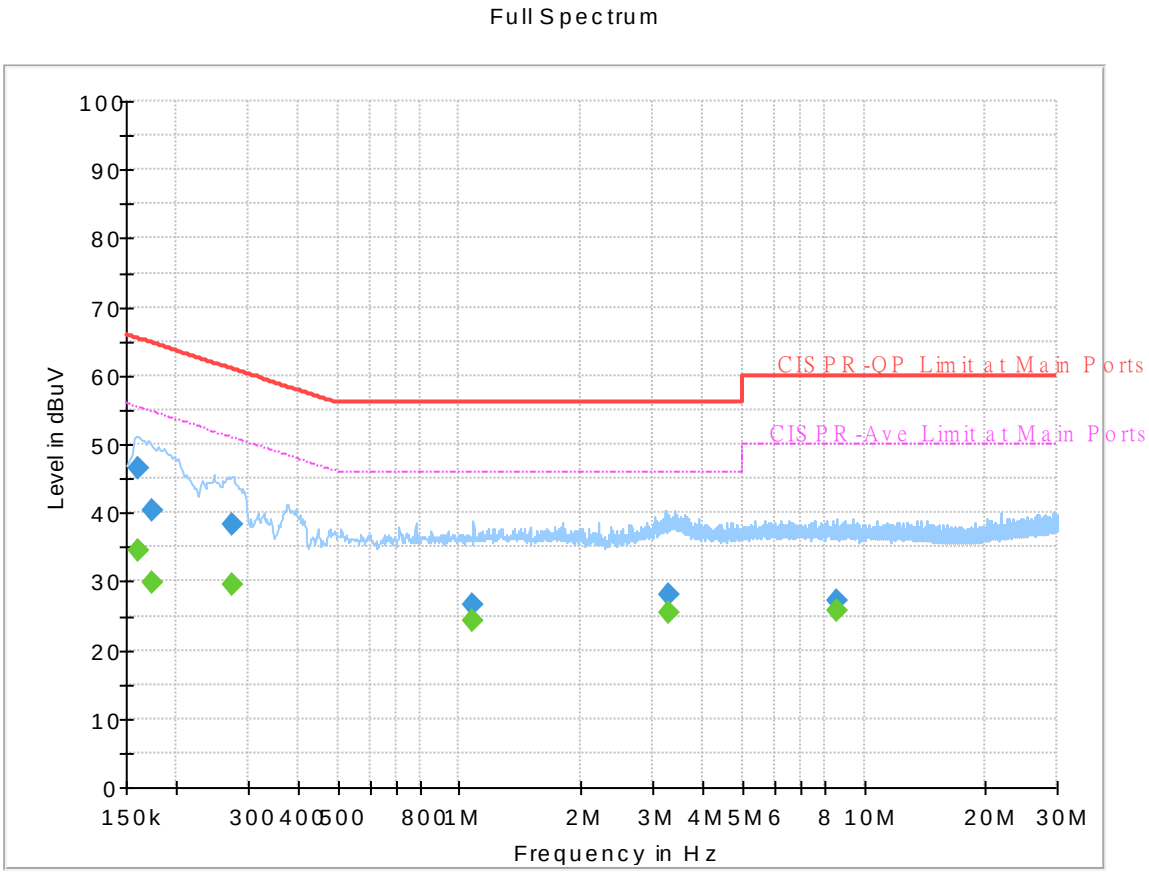

Final_Result

Frequency (MHz)	QuasiPeak (dBuV)	CAverage (dBuV)	Limit (dBuV)	Margin (dB)	Line	Filter	Corr. (dB)
0.161250	---	34.39	55.40	21.01	L1	OFF	19.8
0.161250	46.62	---	65.40	18.78	L1	OFF	19.8
0.174750	---	29.88	54.73	24.85	L1	OFF	19.8
0.174750	40.27	---	64.73	24.46	L1	OFF	19.8
0.273750	---	29.48	51.00	21.52	L1	OFF	19.8
0.273750	38.21	---	61.00	22.79	L1	OFF	19.8
1.081500	---	24.27	46.00	21.73	L1	OFF	19.8
1.081500	26.72	---	56.00	29.28	L1	OFF	19.8
3.293250	---	25.33	46.00	20.67	L1	OFF	19.9
3.293250	28.15	---	56.00	27.85	L1	OFF	19.9
8.596500	---	25.73	50.00	24.27	L1	OFF	20.1
8.596500	27.06	---	60.00	32.94	L1	OFF	20.1

EUT Information

Report NO :	411111
Test Mode :	Mode 1
Test Voltage :	120Vac/60Hz
Phase :	Neutral

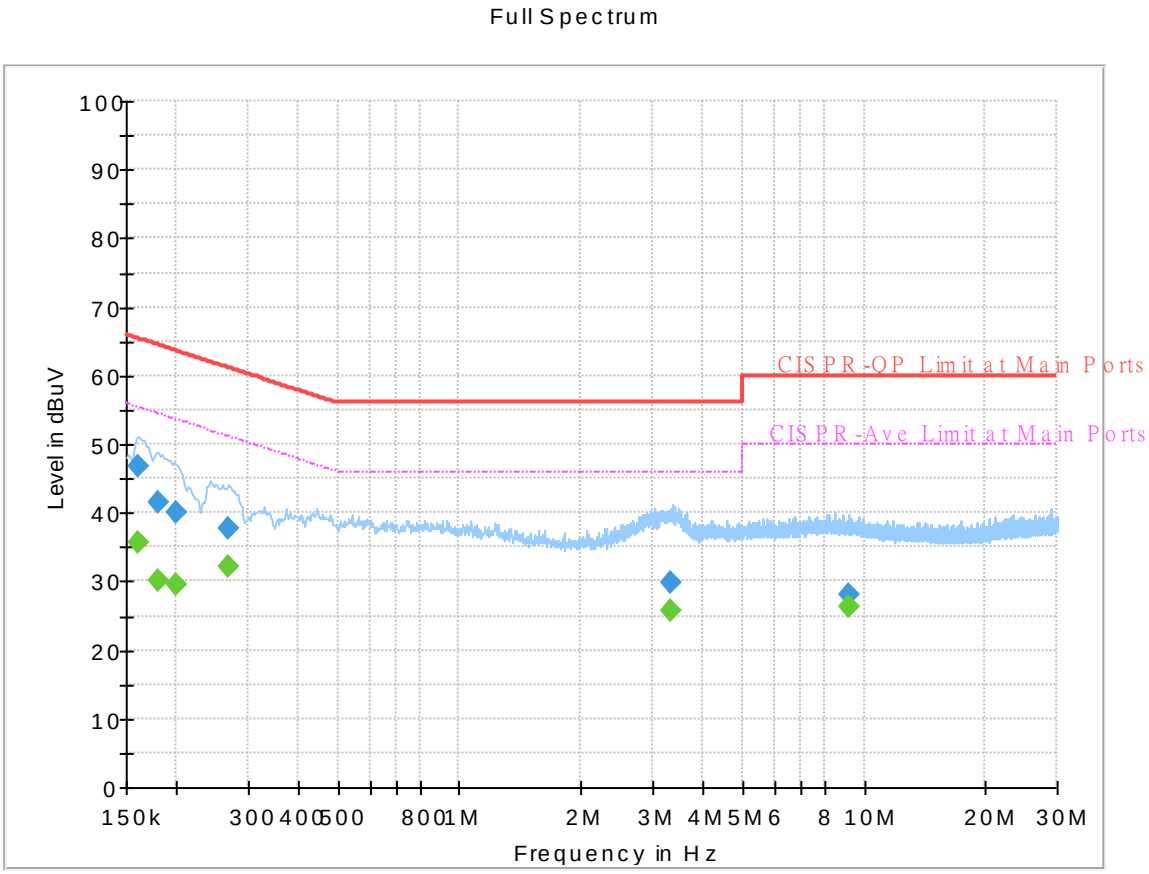

Final_Result

Frequency (MHz)	QuasiPeak (dBuV)	CAverage (dBuV)	Limit (dBuV)	Margin (dB)	Line	Filter	Corr. (dB)
0.161250	---	35.66	55.40	19.74	N	OFF	19.8
0.161250	46.88	---	65.40	18.52	N	OFF	19.8
0.179250	---	30.26	54.52	24.26	N	OFF	19.8
0.179250	41.47	---	64.52	23.05	N	OFF	19.8
0.199500	---	29.62	53.63	24.01	N	OFF	19.8
0.199500	40.11	---	63.63	23.52	N	OFF	19.8
0.269250	---	32.29	51.14	18.85	N	OFF	19.8
0.269250	37.82	---	61.14	23.32	N	OFF	19.8
3.309000	---	25.67	46.00	20.33	N	OFF	19.9
3.309000	29.86	---	56.00	26.14	N	OFF	19.9
9.154500	---	26.27	50.00	23.73	N	OFF	20.2
9.154500	27.93	---	60.00	32.07	N	OFF	20.2

Appendix C. Radiated Spurious Emission

Test Engineer :	John Chuang, David Dai and Howard Huang	**Temperature :**	19.5~23.5°C
		Relative Humidity :	64.9~70.7%

Band 5 - 5925~6425MHz

WIFI 802.11a (Band Edge @ 3m)

WIFI Ant.	Note	Frequency	Level	Margin	Limit Line	Read Level	Antenna Factor	Path Loss	Preamp Factor	Ant Pos	Table Pos	Peak Avg.	Pol.
6+7		(MHz)	(dBμV/m)	(dB)	(dBμV/m)	(dBμV)	(dB/m)	(dB)	(dB)	(cm)	(deg)	(P/A)	(H/V)
802.11a CH 01 5955MHz		5923.98	57.02	-31.18	88.2	46.69	34.3	13.96	37.93	250	67	P	H
		5924.26	48.68	-19.52	68.2	38.35	34.3	13.96	37.93	250	67	A	H
	*	5955	117.22	-	-	106.85	34.28	14.01	37.92	250	67	P	H
	*	5955	110	-	-	99.63	34.28	14.01	37.92	250	67	A	H
													H
													H
		5914.46	55.02	-33.18	88.2	44.71	34.3	13.94	37.93	100	304	P	V
		5924.82	46.72	-21.48	68.2	36.39	34.3	13.96	37.93	100	304	A	V
	*	5955	112.84	-	-	102.47	34.28	14.01	37.92	100	304	P	V
	*	5955	107.37	-	-	97	34.28	14.01	37.92	100	304	A	V
													V
													V
Remark	1. No other spurious found. 2. All results are PASS against Peak and Average limit line.												

Band 5 5925~6425MHz

WIFI 802.11a (Harmonic @ 3m)

WIFI Ant. 6+7	Note	Frequency (MHz)	Level (dBμV/m)	Margin (dB)	Limit Line (dBμV/m)	Read Level (dBμV)	Antenna Factor (dB/m)	Path Loss (dB)	Preamp Factor (dB)	Ant Pos (cm)	Table Pos (deg)	Peak Avg. (P/A)	Pol. (H/V)
802.11a CH 01 5955MHz		11910	51.03	-22.97	74	35.22	38.92	19.9	43.01	400	264	P	H
		11910	41.1	-12.9	54	25.29	38.92	19.9	43.01	400	264	A	H
		17865	55.89	-18.11	74	35.3	41.48	24.54	45.43	100	355	P	H
		17865	46.21	-7.79	54	25.62	41.48	24.54	45.43	100	355	A	H
		23820	44.9	-29.1	74	41.36	38.66	18.89	54.01	150	259	P	H
		23820	39.27	-14.73	54	35.73	38.66	18.89	54.01	150	259	A	H
													H
													H
													H
													H
													H
													H
		11910	50.79	-23.21	74	34.98	38.92	19.9	43.01	200	351	P	V
		11910	41.09	-12.91	54	25.28	38.92	19.9	43.01	200	351	A	V
		17865	55.91	-18.09	74	35.32	41.48	24.54	45.43	400	103	P	V
		17865	46.11	-7.89	54	25.52	41.48	24.54	45.43	400	103	A	V
		23820	45.56	-28.44	74	42.02	38.66	18.89	54.01	150	356	P	V
		23820	40.27	-13.73	54	36.73	38.66	18.89	54.01	150	356	A	V
													V
													V
													V
													V
													V
													V

WIFI Ant. 6+7	Note	Frequency (MHz)	Level (dBμV/m)	Margin (dB)	Limit Line (dBμV/m)	Read Level (dBμV)	Antenna Factor (dB/m)	Path Loss (dB)	Preamp Factor (dB)	Ant Pos (cm)	Table Pos (deg)	Peak Avg. (P/A)	Pol. (H/V)
		12390	51.57	-22.43	74	35.36	39.01	20.33	43.13	300	164	P	H
		12390	41.3	-12.7	54	25.09	39.01	20.33	43.13	300	164	A	H
		18585	43.76	-30.24	74	45.97	38	15.44	55.65	150	306	P	H
		18585	33.43	-20.57	54	35.64	38	15.44	55.65	150	306	A	H
		24780	47.95	-40.25	88.2	42.47	39.44	19.43	53.39	150	324	P	H
		24780	41.79	-26.41	68.2	36.31	39.44	19.43	53.39	150	324	A	H
													H
													H
													H
													H
													H
802.11a CH 49 6195MHz													H
		12390	51.76	-22.24	74	35.55	39.01	20.33	43.13	300	4	P	V
		12390	41.36	-12.64	54	25.15	39.01	20.33	43.13	300	4	A	V
		18585	39.36	-34.64	74	41.57	38	15.44	55.65	150	345	P	V
		18585	31.06	-22.94	54	33.27	38	15.44	55.65	150	345	A	V
		24780	48.66	-39.54	88.2	43.18	39.44	19.43	53.39	150	309	P	V
		24780	40.01	-28.19	68.2	34.53	39.44	19.43	53.39	150	309	A	V
													V
													V
													V
													V
													V
													V

WIFI Ant. 6+7	Note	Frequency (MHz)	Level (dBµV/m)	Margin (dB)	Limit Line (dBµV/m)	Read Level (dBµV)	Antenna Factor (dB/m)	Path Loss (dB)	Preamp Factor (dB)	Ant Pos (cm)	Table Pos (deg)	Peak Avg. (P/A)	Pol. (H/V)
802.11a CH 93 6415MHz		12830	52.09	-36.11	88.2	34.59	39.76	20.75	43.01	-	-	P	H
		19245	36.51	-37.49	74	38.02	37.89	15.9	55.3	-	-	P	H
													H
													H
													H
													H
													H
													H
													H
													H
													H
													H
		12830	51.95	-36.25	88.2	34.45	39.76	20.75	43.01	-	-	P	V
		19245	35.66	-38.34	74	37.17	37.89	15.9	55.3	-	-	P	V
													V
													V
													V
													V
													V
													V
													V
													V
													V
													V
													V
Remark	1. No other spurious found. 2. All results are PASS against Peak and Average limit line. 3. The emission position marked as "-" means no suspected emission found with sufficient margin against limit line or noise floor only.												

Band 5 5925~6425MHz

WIFI 802.11ax HE20 Full (Band Edge @ 3m)

WIFI Ant. 6+7	Note	Frequency (MHz)	Level (dBμV/m)	Margin (dB)	Limit Line (dBμV/m)	Read Level (dBμV)	Antenna Factor (dB/m)	Path Loss (dB)	Preamp Factor (dB)	Ant Pos (cm)	Table Pos (deg)	Peak Avg. (P/A)	Pol. (H/V)
802.11ax HE20 Full CH 01 5955MHz		5919.36	66.34	-21.86	88.2	56.02	34.3	13.95	37.93	250	68	P	H
		5924.96	52.94	-15.26	68.2	42.61	34.3	13.96	37.93	250	68	A	H
	*	5955	117.35	-	-	106.98	34.28	14.01	37.92	250	68	P	H
	*	5955	108.43	-	-	98.06	34.28	14.01	37.92	250	68	A	H
													H
													H
		5924.26	62.22	-25.98	88.2	51.89	34.3	13.96	37.93	100	307	P	V
		5924.96	52.55	-15.65	68.2	42.22	34.3	13.96	37.93	100	307	A	V
	*	5955	114.62	-	-	104.25	34.28	14.01	37.92	100	307	P	V
	*	5955	107.46	-	-	97.09	34.28	14.01	37.92	100	307	A	V
													V
													V
Remark	1. No other spurious found. 2. All results are PASS against Peak and Average limit line.												

Band 5 5925~6425MHz

WIFI 802.11ax HE20 Full (Harmonic @ 3m)

WIFI Ant. 6+7	Note	Frequency (MHz)	Level (dBμV/m)	Margin (dB)	Limit Line (dBμV/m)	Read Level (dBμV)	Antenna Factor (dB/m)	Path Loss (dB)	Preamp Factor (dB)	Ant Pos (cm)	Table Pos (deg)	Peak Avg. (P/A)	Pol. (H/V)
		11910	49.92	-24.08	74	34.11	38.92	19.9	43.01	200	192	P	H
		11910	41.04	-12.96	54	25.23	38.92	19.9	43.01	200	192	A	H
		17865	55.75	-18.25	74	35.16	41.48	24.54	45.43	100	321	P	H
		17865	46.07	-7.93	54	25.48	41.48	24.54	45.43	100	321	A	H
		23820	44.6	-29.4	74	41.06	38.66	18.89	54.01	150	258	P	H
		23820	38.19	-15.81	54	34.65	38.66	18.89	54.01	150	258	A	H
													H
													H
													H
													H
802.11ax													H
HE20 Full													H
CH 01		11910	50.41	-23.59	74	34.6	38.92	19.9	43.01	400	61	P	V
5955MHz		11910	41.06	-12.94	54	25.25	38.92	19.9	43.01	400	61	A	V
		17865	56.37	-17.63	74	35.78	41.48	24.54	45.43	200	28	P	V
		17865	45.96	-8.04	54	25.37	41.48	24.54	45.43	200	28	A	V
		23820	44.06	-29.94	74	40.52	38.66	18.89	54.01	150	356	P	V
		23820	37.98	-16.02	54	34.44	38.66	18.89	54.01	150	356	A	V
													V
													V
													V
													V
													V
													V

WIFI Ant. 6+7	Note	Frequency (MHz)	Level (dBµV/m)	Margin (dB)	Limit Line (dBµV/m)	Read Level (dBµV)	Antenna Factor (dB/m)	Path Loss (dB)	Preamp Factor (dB)	Ant Pos (cm)	Table Pos (deg)	Peak Avg. (P/A)	Pol. (H/V)
		12390	50.4	-23.6	74	34.19	39.01	20.33	43.13	400	174	P	H
		12390	41.38	-12.62	54	25.17	39.01	20.33	43.13	400	174	A	H
		18585	43.4	-30.6	74	45.61	38	15.44	55.65	150	7	P	H
		18585	31.79	-22.21	54	34	38	15.44	55.65	150	7	A	H
		24780	50.65	-37.55	88.2	45.17	39.44	19.43	53.39	150	333	P	H
		24780	40.19	-28.01	68.2	34.71	39.44	19.43	53.39	150	333	A	H
													H
													H
													H
													H
802.11ax													H
HE20 Full													H
CH 49		12390	51.04	-22.96	74	34.83	39.01	20.33	43.13	200	160	P	V
6195MHz		12390	41.44	-12.56	54	25.23	39.01	20.33	43.13	200	160	A	V
		18585	43.18	-30.82	74	45.39	38	15.44	55.65	150	345	P	V
		18585	31.72	-22.28	54	33.93	38	15.44	55.65	150	345	A	V
		24780	52.32	-35.88	88.2	46.84	39.44	19.43	53.39	150	309	P	V
		24780	38.9	-29.3	68.2	33.42	39.44	19.43	53.39	150	309	A	V
													V
													V
													V
													V
													V
													V

WIFI Ant. 6+7	Note	Frequency (MHz)	Level (dBµV/m)	Margin (dB)	Limit Line (dBµV/m)	Read Level (dBµV)	Antenna Factor (dB/m)	Path Loss (dB)	Preamp Factor (dB)	Ant Pos (cm)	Table Pos (deg)	Peak Avg. (P/A)	Pol. (H/V)
802.11ax HE20 Full CH 93 6415MHz		12830	52.34	-35.86	88.2	34.84	39.76	20.75	43.01	-	-	P	H
		19245	37.98	-36.02	74	39.49	37.89	15.9	55.3	150	36	P	H
		19245	27.06	-26.94	54	28.57	37.89	15.9	55.3	150	36	A	H
		25660	45.16	-43.04	88.2	39.57	38.94	19.95	53.3	150	329	P	H
		25660	37.99	-30.21	68.2	32.4	38.94	19.95	53.3	150	329	A	H
													H
													H
													H
													H
													H
													H
													H
		12830	52.48	-35.72	88.2	34.98	39.76	20.75	43.01	-	-	P	V
		19245	38.04	-35.96	74	39.55	37.89	15.9	55.3	150	20	P	V
		19245	28.42	-25.58	54	29.93	37.89	15.9	55.3	150	20	A	V
		25660	45.39	-42.81	88.2	39.8	38.94	19.95	53.3	150	19	P	V
		25660	36.25	-31.95	68.2	30.66	38.94	19.95	53.3	150	19	A	V
													V
													V
													V
													V
													V
													V
													V
Remark	1. No other spurious found. 2. All results are PASS against Peak and Average limit line. 3. The emission position marked as "-" means no suspected emission found with sufficient margin against limit line or noise floor only.												

Band 5 5925~6425MHz

WIFI 802.11ax HE20 Partial 106 (Band Edge @ 3m)

WIFI Ant. 6+7	Note	Frequency (MHz)	Level (dBμV/m)	Margin (dB)	Limit Line (dBμV/m)	Read Level (dBμV)	Antenna Factor (dB/m)	Path Loss (dB)	Preamp Factor (dB)	Ant Pos (cm)	Table Pos (deg)	Peak Avg. (P/A)	Pol. (H/V)
802.11ax HE20 Partial 106/53 CH 01 5955MHz		5922.16	86.86	-1.34	88.2	76.53	34.3	13.96	37.93	250	66	P	H
		5924.96	65.94	-2.26	68.2	55.61	34.3	13.96	37.93	250	66	A	H
	*	5955	117.58	-	-	107.21	34.28	14.01	37.92	250	66	P	H
	*	5955	111	-	-	100.63	34.28	14.01	37.92	250	66	A	H
													H
													H
		5922.72	80.1	-8.1	88.2	69.77	34.3	13.96	37.93	300	90	P	V
		5924.96	61.44	-6.76	68.2	51.11	34.3	13.96	37.93	300	90	A	V
	*	5955	114.84	-	-	104.47	34.28	14.01	37.92	300	90	P	V
	*	5955	107.77	-	-	97.4	34.28	14.01	37.92	300	90	A	V
													V
													V
Remark	1. No other spurious found. 2. All results are PASS against Peak and Average limit line.												

Band 5 5925~6425MHz

WIFI 802.11ax HE40 Full (Band Edge @ 3m)

WIFI Ant. 6+7	Note	Frequency (MHz)	Level (dBμV/m)	Margin (dB)	Limit Line (dBμV/m)	Read Level (dBμV)	Antenna Factor (dB/m)	Path Loss (dB)	Preamp Factor (dB)	Ant Pos (cm)	Table Pos (deg)	Peak Avg. (P/A)	Pol. (H/V)
802.11ax HE40 Full CH 03 5965MHz		5919.66	60.94	-27.26	88.2	50.62	34.3	13.95	37.93	250	70	P	H
		5920.92	50.09	-18.11	68.2	39.77	34.3	13.95	37.93	250	70	A	H
	*	5965	113.33	-	-	102.99	34.24	14.02	37.92	250	70	P	H
	*	5965	105.6	-	-	95.26	34.24	14.02	37.92	250	70	A	H
													H
													H
		5924.16	58.53	-29.67	88.2	48.2	34.3	13.96	37.93	100	303	P	V
		5924.7	49.2	-19	68.2	38.87	34.3	13.96	37.93	100	303	A	V
	*	5965	111.32	-	-	100.98	34.24	14.02	37.92	100	303	P	V
	*	5965	103.36	-	-	93.02	34.24	14.02	37.92	100	303	A	V
													V
													V
Remark	1. No other spurious found. 2. All results are PASS against Peak and Average limit line.												

Band 5 5925~6425MHz

WIFI 802.11ax HE40 Full (Harmonic @ 3m)

WIFI Ant. 6+7	Note	Frequency (MHz)	Level (dBμV/m)	Margin (dB)	Limit Line (dBμV/m)	Read Level (dBμV)	Antenna Factor (dB/m)	Path Loss (dB)	Preamp Factor (dB)	Ant Pos (cm)	Table Pos (deg)	Peak Avg. (P/A)	Pol. (H/V)
		11930	51.38	-22.62	74	35.53	38.96	19.92	43.03	100	169	P	H
		11930	41.03	-12.97	54	25.18	38.96	19.92	43.03	100	169	A	H
		17895	56.52	-17.48	74	35.59	41.84	24.56	45.47	300	183	P	H
		17895	46.23	-7.77	54	25.3	41.84	24.56	45.47	300	183	A	H
													H
													H
													H
													H
													H
													H
802.11ax													H
HE40 Full													H
CH 03		23860	44.17	-29.83	74	40.61	38.62	18.92	53.98	150	264	P	V
5965MHz		23860	37.94	-16.06	54	34.38	38.62	18.92	53.98	150	264	A	V
		11930	51.08	-22.92	74	35.23	38.96	19.92	43.03	300	239	P	V
		11930	40.95	-13.05	54	25.1	38.96	19.92	43.03	300	239	A	V
		17895	56.26	-17.74	74	35.33	41.84	24.56	45.47	200	51	P	V
		17895	46.19	-7.81	54	25.26	41.84	24.56	45.47	200	51	A	V
		23860	42.74	-31.26	74	39.18	38.62	18.92	53.98	150	44	P	V
		23860	35.22	-18.78	54	31.66	38.62	18.92	53.98	150	44	A	V
													V
													V
													V
													V

WIFI Ant. 6+7	Note	Frequency (MHz)	Level (dBµV/m)	Margin (dB)	Limit Line (dBµV/m)	Read Level (dBµV)	Antenna Factor (dB/m)	Path Loss (dB)	Preamp Factor (dB)	Ant Pos (cm)	Table Pos (deg)	Peak Avg. (P/A)	Pol. (H/V)
		12410	51.81	-22.19	74	35.58	39.01	20.35	43.13	300	312	P	H
		12410	41.49	-12.51	54	25.26	39.01	20.35	43.13	300	312	A	H
		18615	38.13	-35.87	74	40.3	38	15.46	55.63	150	31	P	H
		18615	28.67	-25.33	54	30.84	38	15.46	55.63	150	31	A	H
		24820	46.3	-41.9	88.2	40.66	39.56	19.45	53.37	150	331	P	H
		24820	39.68	-28.52	68.2	34.04	39.56	19.45	53.37	150	331	A	H
													H
													H
													H
													H
802.11ax													H
HE40 Full													H
CH 51		12410	51.12	-22.88	74	34.89	39.01	20.35	43.13	100	192	P	V
6205MHz		12410	41.47	-12.53	54	25.24	39.01	20.35	43.13	100	192	A	V
		18615	38.47	-35.53	74	40.64	38	15.46	55.63	150	241	P	V
		18615	27.94	-26.06	54	30.11	38	15.46	55.63	150	241	A	V
		24820	45.23	-42.97	88.2	39.59	39.56	19.45	53.37	150	15	P	V
		24820	38.23	-29.97	68.2	32.59	39.56	19.45	53.37	150	15	A	V
													V
													V
													V
													V
													V
													V

WIFI Ant. 6+7	Note	Frequency (MHz)	Level (dBμV/m)	Margin (dB)	Limit Line (dBμV/m)	Read Level (dBμV)	Antenna Factor (dB/m)	Path Loss (dB)	Preamp Factor (dB)	Ant Pos (cm)	Table Pos (deg)	Peak Avg. (P/A)	Pol. (H/V)
802.11ax HE40 Full CH 91 6405MHz		12810	51.82	-36.38	88.2	34.39	39.72	20.73	43.02	-	-	P	H
		19215	37.42	-36.58	74	39.02	37.83	15.88	55.31	150	51	P	H
		19215	27.53	-26.47	54	29.13	37.83	15.88	55.31	150	51	A	H
		25620	45.28	-42.92	88.2	39.58	39.08	19.92	53.3	150	329	P	H
		25620	38.69	-29.51	68.2	32.99	39.08	19.92	53.3	150	329	A	H
													H
													H
													H
													H
													H
													H
													H
		12810	52.76	-35.44	88.2	35.33	39.72	20.73	43.02	-	-	P	V
		19215	38.01	-35.99	74	39.61	37.83	15.88	55.31	150	251	P	V
		19215	27.62	-26.38	54	29.22	37.83	15.88	55.31	150	251	A	V
		25620	44.19	-44.01	88.2	38.49	39.08	19.92	53.3	150	9	P	V
		25620	36.34	-31.86	68.2	30.64	39.08	19.92	53.3	150	9	A	V
													V
													V
													V
													V
													V
													V
													V
Remark	1. No other spurious found. 2. All results are PASS against Peak and Average limit line. 3. The emission position marked as "-" means no suspected emission found with sufficient margin against limit line or noise floor only.												

Band 5 5925~6425MHz

WIFI 802.11ax HE40 Partial 242 (Band Edge @ 3m)

WIFI Ant. 6+7	Note	Frequency (MHz)	Level (dBμV/m)	Margin (dB)	Limit Line (dBμV/m)	Read Level (dBμV)	Antenna Factor (dB/m)	Path Loss (dB)	Preamp Factor (dB)	Ant Pos (cm)	Table Pos (deg)	Peak Avg. (P/A)	Pol. (H/V)
802.11ax HE40 Partial 242/61 CH 03 5965MHz		5921.1	84.45	-3.75	88.2	74.13	34.3	13.95	37.93	250	69	P	H
		5922	66.51	-1.69	68.2	56.18	34.3	13.96	37.93	250	69	A	H
	*	5965	117.26	-	-	106.92	34.24	14.02	37.92	250	69	P	H
	*	5965	108.18	-	-	97.84	34.24	14.02	37.92	250	69	A	H
													H
													H
		5921.64	79.61	-8.59	88.2	69.29	34.3	13.95	37.93	250	87	P	V
		5921.82	63.73	-4.47	68.2	53.41	34.3	13.95	37.93	250	87	A	V
	*	5965	112.96	-	-	102.62	34.24	14.02	37.92	250	87	P	V
	*	5965	104.48	-	-	94.14	34.24	14.02	37.92	250	87	A	V
													V
													V
Remark	1. No other spurious found. 2. All results are PASS against Peak and Average limit line.												

Band 5 5925~6425MHz

WIFI 802.11ax HE80 Full (Band Edge @ 3m)

WIFI Ant. 6+7	Note	Frequency (MHz)	Level (dBμV/m)	Margin (dB)	Limit Line (dBμV/m)	Read Level (dBμV)	Antenna Factor (dB/m)	Path Loss (dB)	Preamp Factor (dB)	Ant Pos (cm)	Table Pos (deg)	Peak Avg. (P/A)	Pol. (H/V)
802.11ax HE80 Full CH 07 5985MHz		5918.92	65.64	-22.56	88.2	55.32	34.3	13.95	37.93	250	68	P	H
		5919.72	56.11	-12.09	68.2	45.79	34.3	13.95	37.93	250	68	A	H
	*	5985	110.38	-	-	100.07	34.16	14.06	37.91	250	68	P	H
	*	5985	103.78	-	-	93.47	34.16	14.06	37.91	250	68	A	H
													H
													H
		5915.4	63.11	-25.09	88.2	52.8	34.3	13.94	37.93	100	306	P	V
		5924.52	53.65	-14.55	68.2	43.32	34.3	13.96	37.93	100	306	A	V
	*	5985	108.19	-	-	97.88	34.16	14.06	37.91	100	306	P	V
	*	5985	101.38	-	-	91.07	34.16	14.06	37.91	100	306	A	V
													V
													V
Remark	1. No other spurious found. 2. All results are PASS against Peak and Average limit line.												

Band 5 5925~6425MHz

WIFI 802.11ax HE80 Full (Harmonic @ 3m)

WIFI Ant. 6+7	Note	Frequency (MHz)	Level (dBμV/m)	Margin (dB)	Limit Line (dBμV/m)	Read Level (dBμV)	Antenna Factor (dB/m)	Path Loss (dB)	Preamp Factor (dB)	Ant Pos (cm)	Table Pos (deg)	Peak Avg. (P/A)	Pol. (H/V)
		11970	51.27	-22.73	74	35.34	39.04	19.95	43.06	100	296	P	H
		11970	41.45	-12.55	54	25.52	39.04	19.95	43.06	100	296	A	H
		17955	57.12	-16.88	74	35.84	42.23	24.59	45.54	100	317	P	H
		17955	47	-7	54	25.72	42.23	24.59	45.54	100	317	A	H
		23940	45.32	-28.68	74	41.5	38.78	18.98	53.94	150	261	P	H
		23940	38.84	-15.16	54	35.02	38.78	18.98	53.94	150	261	A	H
													H
													H
													H
													H
802.11ax													H
HE80 Full													H
CH 07		11970	50.93	-23.07	74	35	39.04	19.95	43.06	400	164	P	V
5985MHz		11970	41.44	-12.56	54	25.51	39.04	19.95	43.06	400	164	A	V
		17955	56.49	-17.51	74	35.21	42.23	24.59	45.54	200	249	P	V
		17955	47.08	-6.92	54	25.8	42.23	24.59	45.54	200	249	A	V
		23940	44.68	-29.32	74	40.86	38.78	18.98	53.94	150	356	P	V
		23940	38.89	-15.11	54	35.07	38.78	18.98	53.94	150	356	A	V
													V
													V
													V
													V
													V
													V

WIFI Ant. 6+7	Note	Frequency (MHz)	Level (dBµV/m)	Margin (dB)	Limit Line (dBµV/m)	Read Level (dBµV)	Antenna Factor (dB/m)	Path Loss (dB)	Preamp Factor (dB)	Ant Pos (cm)	Table Pos (deg)	Peak Avg. (P/A)	Pol. (H/V)
		12450	52.16	-21.84	74	35.85	39.05	20.39	43.13	400	125	P	H
		12450	41.94	-12.06	54	25.63	39.05	20.39	43.13	400	125	A	H
		18675	37.15	-36.85	74	39.4	37.85	15.5	55.6	150	339	P	H
		18675	27.89	-26.11	54	30.14	37.85	15.5	55.6	150	339	A	H
		24900	45.72	-42.48	88.2	39.96	39.6	19.5	53.34	150	332	P	H
		24900	39.6	-28.6	68.2	33.84	39.6	19.5	53.34	150	332	A	H
													H
													H
													H
													H
802.11ax													H
HE80 Full													H
CH 55		12450	51.83	-22.17	74	35.52	39.05	20.39	43.13	100	241	P	V
6225MHz		12450	41.79	-12.21	54	25.48	39.05	20.39	43.13	100	241	A	V
		18675	37.75	-36.25	74	40	37.85	15.5	55.6	150	331	P	V
		18675	27.95	-26.05	54	30.2	37.85	15.5	55.6	150	331	A	V
		24900	45.27	-42.93	88.2	39.51	39.6	19.5	53.34	150	15	P	V
		24900	38.5	-29.7	68.2	32.74	39.6	19.5	53.34	150	15	A	V
													V
													V
													V
													V
													V
													V

WIFI Ant. 6+7	Note	Frequency (MHz)	Level (dBµV/m)	Margin (dB)	Limit Line (dBµV/m)	Read Level (dBµV)	Antenna Factor (dB/m)	Path Loss (dB)	Preamp Factor (dB)	Ant Pos (cm)	Table Pos (deg)	Peak Avg. (P/A)	Pol. (H/V)
		12770	52.74	-35.46	88.2	35.47	39.61	20.69	43.03	-	-	P	H
		19155	36.34	-37.66	74	37.68	38.16	15.84	55.34	-	-	P	H
													H
													H
													H
													H
													H
													H
													H
													H
802.11ax													H
HE80 Full													H
CH 87		12770	51.89	-36.31	88.2	34.62	39.61	20.69	43.03	-	-	P	V
6385MHz		19155	38.43	-35.57	74	39.77	38.16	15.84	55.34	-	-	P	V
													V
													V
													V
													V
													V
													V
													V
													V
													V
													V

Remark

1. No other spurious found.
2. All results are PASS against Peak and Average limit line.
3. The emission position marked as "-" means no suspected emission found with sufficient margin against limit line or noise floor only.

Band 5 5925~6425MHz

WIFI 802.11ax HE80 Partial 484 (Band Edge @ 3m)

WIFI Ant. 6+7	Note	Frequency (MHz)	Level (dBμV/m)	Margin (dB)	Limit Line (dBμV/m)	Read Level (dBμV)	Antenna Factor (dB/m)	Path Loss (dB)	Preamp Factor (dB)	Ant Pos (cm)	Table Pos (deg)	Peak Avg. (P/A)	Pol. (H/V)
802.11ax HE80 Partial 484/65 CH 07 5985MHz		5923.08	85.37	-2.83	88.2	75.04	34.3	13.96	37.93	250	68	P	H
		5920.2	66.98	-1.22	68.2	56.66	34.3	13.95	37.93	250	68	A	H
	*	5985	115.35	-	-	105.04	34.16	14.06	37.91	250	68	P	H
	*	5985	105.25	-	-	94.94	34.16	14.06	37.91	250	68	A	H
													H
													H
		5924.84	81.66	-6.54	88.2	71.33	34.3	13.96	37.93	250	93	P	V
		5923.24	64.03	-4.17	68.2	53.7	34.3	13.96	37.93	250	93	A	V
	*	5985	109.07	-	-	98.76	34.16	14.06	37.91	250	93	P	V
	*	5985	101.21	-	-	90.9	34.16	14.06	37.91	250	93	A	V
													V
													V
Remark	1. No other spurious found. 2. All results are PASS against Peak and Average limit line.												

Band 5 5925~6425MHz

WIFI 802.11ax HE160 Full (Band Edge @ 3m)

WIFI Ant. 6+7	Note	Frequency (MHz)	Level (dBμV/m)	Margin (dB)	Limit Line (dBμV/m)	Read Level (dBμV)	Antenna Factor (dB/m)	Path Loss (dB)	Preamp Factor (dB)	Ant Pos (cm)	Table Pos (deg)	Peak Avg. (P/A)	Pol. (H/V)
802.11ax HE160 Full CH 15 6025MHz		5909.8	67.2	-21	88.2	56.89	34.3	13.94	37.93	250	70	P	H
		5909.8	59.51	-8.69	68.2	49.2	34.3	13.94	37.93	250	70	A	H
	*	6025	107.41	-	-	97.02	34.2	14.1	37.91	250	70	P	H
	*	6025	100.29	-	-	89.9	34.2	14.1	37.91	250	70	A	H
													H
													H
		5895.08	66.97	-21.23	88.2	56.7	34.3	13.91	37.94	100	306	P	V
		5904.68	58.23	-9.97	68.2	47.93	34.3	13.93	37.93	100	306	A	V
	*	6025	104.32	-	-	93.93	34.2	14.1	37.91	100	306	P	V
	*	6025	96.43	-	-	86.04	34.2	14.1	37.91	100	306	A	V
													V
													V
Remark	1. No other spurious found. 2. All results are PASS against Peak and Average limit line.												

Band 5 5925~6425MHz

WIFI 802.11ax HE80 Full (Harmonic @ 3m)

WIFI Ant. 6+7	Note	Frequency (MHz)	Level (dBμV/m)	Margin (dB)	Limit Line (dBμV/m)	Read Level (dBμV)	Antenna Factor (dB/m)	Path Loss (dB)	Preamp Factor (dB)	Ant Pos (cm)	Table Pos (deg)	Peak Avg. (P/A)	Pol. (H/V)
		12050	51.08	-22.92	74	35	39.15	20.03	43.1	300	45	P	H
		12050	41.53	-12.47	54	25.45	39.15	20.03	43.1	300	45	A	H
		18075	35.41	-38.59	74	38.79	37.5	15.08	55.96	-	-	P	H
		24100	47.55	-40.65	88.2	43.3	39	19.07	53.82	150	316	P	H
		24100	44.1	-24.1	68.2	39.85	39	19.07	53.82	150	316	A	H
													H
													H
													H
													H
													H
802.11ax													H
HE160 Full													H
CH 15		12050	51.18	-22.82	74	35.1	39.15	20.03	43.1	100	211	P	V
6025MHz		12050	41.3	-12.7	54	25.22	39.15	20.03	43.1	100	211	A	V
		18075	35.94	-38.06	74	39.32	37.5	15.08	55.96	-	-	P	V
		24100	46.79	-41.41	88.2	42.54	39	19.07	53.82	150	43	P	V
		24100	42.12	-26.08	68.2	37.87	39	19.07	53.82	150	43	A	V
													V
													V
													V
													V
													V
													V
													V

WIFI Ant. 6+7	Note	Frequency (MHz)	Level (dBµV/m)	Margin (dB)	Limit Line (dBµV/m)	Read Level (dBµV)	Antenna Factor (dB/m)	Path Loss (dB)	Preamp Factor (dB)	Ant Pos (cm)	Table Pos (deg)	Peak Avg. (P/A)	Pol. (H/V)
		12370	51.28	-22.72	74	35.06	39.03	20.32	43.13	100	246	P	H
		12370	41.72	-12.28	54	25.5	39.03	20.32	43.13	100	246	A	H
		18555	37.11	-36.89	74	39.36	38	15.42	55.67	-	-	P	H
													H
													H
													H
													H
													H
													H
													H
802.11ax													H
HE160 Full													H
CH 47		12370	51.49	-22.51	74	35.27	39.03	20.32	43.13	100	83	P	V
6185MHz		12370	41.82	-12.18	54	25.6	39.03	20.32	43.13	100	83	A	V
		18555	37.83	-36.17	74	40.08	38	15.42	55.67	-	-	P	V
													V
													V
													V
													V
													V
													V
													V
													V
													V

WIFI Ant. 6+7	Note	Frequency (MHz)	Level (dBμV/m)	Margin (dB)	Limit Line (dBμV/m)	Read Level (dBμV)	Antenna Factor (dB/m)	Path Loss (dB)	Preamp Factor (dB)	Ant Pos (cm)	Table Pos (deg)	Peak Avg. (P/A)	Pol. (H/V)
802.11ax HE160 Full CH 79 6345MHz		12690	51.78	-22.22	74	34.83	39.39	20.62	43.06	100	302	P	H
		12690	42.35	-11.65	54	25.4	39.39	20.62	43.06	100	302	A	H
		19035	36.59	-37.41	74	38.12	38.11	15.75	55.39	-	-	P	H
													H
													H
													H
													H
													H
													H
													H
													H
		12690	52.46	-21.54	74	35.51	39.39	20.62	43.06	200	63	P	V
		12690	42.46	-11.54	54	25.51	39.39	20.62	43.06	200	63	A	V
		19035	36.23	-37.77	74	37.76	38.11	15.75	55.39	-	-	P	V
													V
													V
													V
													V
													V
													V
													V
													V
													V
Remark	1. No other spurious found. 2. All results are PASS against Peak and Average limit line. 3. The emission position marked as "-" means no suspected emission found with sufficient margin against limit line or noise floor only.												

Band 5 5925~6425MHz

WIFI 802.11ax HE160 Partial 996 (Band Edge @ 3m)

WIFI Ant. 6+7	Note	Frequency (MHz)	Level (dBμV/m)	Margin (dB)	Limit Line (dBμV/m)	Read Level (dBμV)	Antenna Factor (dB/m)	Path Loss (dB)	Preamp Factor (dB)	Ant Pos (cm)	Table Pos (deg)	Peak Avg. (P/A)	Pol. (H/V)
802.11ax HE160 Partial 996/67 CH 15 6025MHz		5897	80.62	-7.58	88.2	70.33	34.3	13.92	37.93	250	70	P	H
		5896.36	65.44	-2.76	68.2	55.16	34.3	13.91	37.93	250	70	A	H
	*	6025	108	-	-	97.61	34.2	14.1	37.91	250	70	P	H
	*	6025	100.44	-	-	90.05	34.2	14.1	37.91	250	70	A	H
													H
													H
		5896.68	82.71	-5.49	88.2	72.43	34.3	13.91	37.93	100	307	P	V
		5898.92	65.78	-2.42	68.2	55.49	34.3	13.92	37.93	100	307	A	V
	*	6025	106.33	-	-	95.94	34.2	14.1	37.91	100	307	P	V
	*	6025	97.49	-	-	87.1	34.2	14.1	37.91	100	307	A	V
													V
													V
Remark	1. No other spurious found. 2. All results are PASS against Peak and Average limit line.												

Band 7 - 6525~6875MHz

WIFI 802.11a (Harmonic @ 3m)

WIFI Ant.	Note	Frequency	Level	Margin	Limit Line	Read Level	Antenna Factor	Path Loss	Preamp Factor	Ant Pos	Table Pos	Peak Avg.	Pol.
6+7		(MHz)	(dBμV/m)	(dB)	(dBμV/m)	(dBμV)	(dB/m)	(dB)	(dB)	(cm)	(deg)	(P/A)	(H/V)
802.11a CH 117 6535MHz		13070	51.57	-36.63	88.2	33.85	39.73	20.96	42.97	-	-	P	H
		19605	36.87	-37.13	74	37.89	38	16.14	55.16	-	-	P	H
													H
													H
													H
													H
													H
													H
													H
													H
													H
													H
		13070	51.65	-36.55	88.2	33.93	39.73	20.96	42.97	-	-	P	V
		19605	36.48	-37.52	74	37.5	38	16.14	55.16	-	-	P	V
													V
													V
													V
													V
													V
													V
													V
													V
													V
													V

WIFI Ant. 6+7	Note	Frequency (MHz)	Level (dBµV/m)	Margin (dB)	Limit Line (dBµV/m)	Read Level (dBµV)	Antenna Factor (dB/m)	Path Loss (dB)	Preamp Factor (dB)	Ant Pos (cm)	Table Pos (deg)	Peak Avg. (P/A)	Pol. (H/V)
802.11a CH 149 6695MHz		13390	52.39	-21.61	74	34.13	40.16	21.23	43.13	300	129	P	H
		13390	42.54	-11.46	54	24.28	40.16	21.23	43.13	300	129	A	H
		20085	42.32	-31.68	74	42.75	38.1	16.47	55	150	317	P	H
		20085	32.42	-21.58	54	32.85	38.1	16.47	55	150	317	A	H
		26780	49.89	-38.31	88.2	42.03	40.54	20.83	53.51	150	276	P	H
		26780	43.19	-25.01	68.2	35.33	40.54	20.83	53.51	150	276	A	H
													H
													H
													H
													H
													H
													H
		13390	53.69	-20.31	74	35.43	40.16	21.23	43.13	400	183	P	V
		13390	42.6	-11.4	54	24.34	40.16	21.23	43.13	400	183	A	V
		20085	42.62	-31.38	74	43.05	38.1	16.47	55	150	355	P	V
		20085	33.07	-20.93	54	33.5	38.1	16.47	55	150	355	A	V
		26780	47.76	-40.44	88.2	39.9	40.54	20.83	53.51	150	7	P	V
		26780	42.11	-26.09	68.2	34.25	40.54	20.83	53.51	150	7	A	V
													V
													V
													V
													V
													V
													V

WIFI Ant. 6+7	Note	Frequency (MHz)	Level (dBμV/m)	Margin (dB)	Limit Line (dBμV/m)	Read Level (dBμV)	Antenna Factor (dB/m)	Path Loss (dB)	Preamp Factor (dB)	Ant Pos (cm)	Table Pos (deg)	Peak Avg. (P/A)	Pol. (H/V)
802.11a CH 185 6875MHz		13750	53.15	-35.05	88.2	35.41	39.75	21.53	43.54	-	-	P	H
		20625	46.19	-27.81	74	46.29	38	16.87	54.97	150	293	P	H
		20625	35.93	-18.07	54	36.03	38	16.87	54.97	150	293	A	H
		27500	47.88	-40.32	88.2	40.77	39.6	21.31	53.8	150	274	P	H
		27500	42.31	-25.89	68.2	35.2	39.6	21.31	53.8	150	274	A	H
													H
													H
													H
													H
													H
													H
													H
		13750	51.71	-36.49	88.2	33.97	39.75	21.53	43.54	-	-	P	V
		20625	46.86	-27.14	74	46.96	38	16.87	54.97	150	357	P	V
		20625	36.65	-17.35	54	36.75	38	16.87	54.97	150	357	A	V
		27500	47.56	-40.64	88.2	40.45	39.6	21.31	53.8	150	5	P	V
		27500	42.42	-25.78	68.2	35.31	39.6	21.31	53.8	150	5	A	V
													V
													V
													V
													V
													V
													V
													V

Remark

1. No other spurious found.
2. All results are PASS against Peak and Average limit line.
3. The emission position marked as "-" means no suspected emission found with sufficient margin against limit line or noise floor only.

Band 7 - 6525~6875MHz

WIFI 802.11ax HE20 Full (Harmonic @ 3m)

WIFI Ant. 6+7	Note	Frequency (MHz)	Level (dBμV/m)	Margin (dB)	Limit Line (dBμV/m)	Read Level (dBμV)	Antenna Factor (dB/m)	Path Loss (dB)	Preamp Factor (dB)	Ant Pos (cm)	Table Pos (deg)	Peak Avg. (P/A)	Pol. (H/V)
		13070	51.79	-36.41	88.2	34.07	39.73	20.96	42.97	-	-	P	H
		19605	36.84	-37.16	74	37.86	38	16.14	55.16	-	-	P	H
													H
													H
													H
													H
													H
													H
													H
													H
802.11ax													H
HE20 Full													H
CH 117		13070	51.87	-36.33	88.2	34.15	39.73	20.96	42.97	-	-	P	V
6535MHz		19605	36.33	-37.67	74	37.35	38	16.14	55.16	-	-	P	V
													V
													V
													V
													V
													V
													V
													V
													V
													V
													V

WIFI Ant. 6+7	Note	Frequency (MHz)	Level (dBµV/m)	Margin (dB)	Limit Line (dBµV/m)	Read Level (dBµV)	Antenna Factor (dB/m)	Path Loss (dB)	Preamp Factor (dB)	Ant Pos (cm)	Table Pos (deg)	Peak Avg. (P/A)	Pol. (H/V)
		13390	52.89	-21.11	74	34.63	40.16	21.23	43.13	400	100	P	H
		13390	42.48	-11.52	54	24.22	40.16	21.23	43.13	400	100	A	H
		20085	36.78	-37.22	74	37.21	38.1	16.47	55	-	-	P	H
													H
													H
													H
													H
													H
													H
													H
802.11ax													H
HE20 Full													H
CH 149		13390	52.57	-21.43	74	34.31	40.16	21.23	43.13	300	310	P	V
6695MHz		13390	42.47	-11.53	54	24.21	40.16	21.23	43.13	300	310	A	V
		20085	37.32	-36.68	74	37.75	38.1	16.47	55	-	-	P	V
													V
													V
													V
													V
													V
													V
													V
													V
													V

WIFI Ant. 6+7	Note	Frequency (MHz)	Level (dBμV/m)	Margin (dB)	Limit Line (dBμV/m)	Read Level (dBμV)	Antenna Factor (dB/m)	Path Loss (dB)	Preamp Factor (dB)	Ant Pos (cm)	Table Pos (deg)	Peak Avg. (P/A)	Pol. (H/V)
		13750	52.07	-36.13	88.2	34.33	39.75	21.53	43.54	-	-	P	H
		20625	38.12	-35.88	74	38.22	38	16.87	54.97	-	-	P	H
													H
													H
													H
													H
													H
													H
													H
													H
i802.11ax													H
HE20 Full													H
CH 185		13750	51.52	-36.68	88.2	33.78	39.75	21.53	43.54	-	-	P	V
6875MHz		20625	37.28	-36.72	74	37.38	38	16.87	54.97	-	-	P	V
													V
													V
													V
													V
													V
													V
													V
													V
													V
													V
Remark	1. No other spurious found. 2. All results are PASS against Peak and Average limit line. 3. The emission position marked as "-" means no suspected emission found with sufficient margin against limit line or noise floor only.												

Band 7 - 6525~6875MHz

WIFI 802.11ax HE40 Full (Harmonic @ 3m)

WIFI Ant. 6+7	Note	Frequency (MHz)	Level (dBμV/m)	Margin (dB)	Limit Line (dBμV/m)	Read Level (dBμV)	Antenna Factor (dB/m)	Path Loss (dB)	Preamp Factor (dB)	Ant Pos (cm)	Table Pos (deg)	Peak Avg. (P/A)	Pol. (H/V)
		13130	51.27	-36.93	88.2	33.5	39.76	21.01	43	-	-	P	H
		19695	36.65	-37.35	74	37.39	38.18	16.2	55.12	-	-	P	H
													H
													H
													H
													H
													H
													H
													H
													H
802.11ax													H
HE40 Full													H
CH 123		13130	51.78	-36.42	88.2	34.01	39.76	21.01	43	-	-	P	V
6565MHz		19695	36.43	-37.57	74	37.17	38.18	16.2	55.12	-	-	P	V
													V
													V
													V
													V
													V
													V
													V
													V
													V
													V

WIFI Ant. 6+7	Note	Frequency (MHz)	Level (dBµV/m)	Margin (dB)	Limit Line (dBµV/m)	Read Level (dBµV)	Antenna Factor (dB/m)	Path Loss (dB)	Preamp Factor (dB)	Ant Pos (cm)	Table Pos (deg)	Peak Avg. (P/A)	Pol. (H/V)
		13370	52.63	-21.37	74	34.45	40.08	21.22	43.12	400	321	P	H
		13370	42.63	-11.37	54	24.45	40.08	21.22	43.12	400	321	A	H
		20055	37.28	-36.72	74	37.73	38.1	16.45	55	-	-	P	H
													H
													H
													H
													H
													H
													H
													H
802.11ax													H
HE40 Full													H
CH 147		13370	52.71	-21.29	74	34.53	40.08	21.22	43.12	300	157	P	V
6685MHz		13370	42.66	-11.34	54	24.48	40.08	21.22	43.12	300	157	A	V
		20055	36.93	-37.07	74	37.38	38.1	16.45	55	-	-	P	V
													V
													V
													V
													V
													V
													V
													V
													V
													V

WIFI Ant. 6+7	Note	Frequency (MHz)	Level (dBμV/m)	Margin (dB)	Limit Line (dBμV/m)	Read Level (dBμV)	Antenna Factor (dB/m)	Path Loss (dB)	Preamp Factor (dB)	Ant Pos (cm)	Table Pos (deg)	Peak Avg. (P/A)	Pol. (H/V)
		13770	51.85	-36.35	88.2	34.13	39.73	21.56	43.57	-	-	P	H
		20655	36.79	-37.21	74	36.86	38.01	16.89	54.97	-	-	P	H
													H
													H
													H
													H
													H
													H
													H
													H
802.11ax													H
HE40 Full													H
CH 187		13770	53.26	-34.94	88.2	35.54	39.73	21.56	43.57	-	-	P	V
6885MHz		20655	36.59	-37.41	74	36.66	38.01	16.89	54.97	-	-	P	V
													V
													V
													V
													V
													V
													V
													V
													V
													V
													V

Remark

1. No other spurious found.
2. All results are PASS against Peak and Average limit line.
3. The emission position marked as "-" means no suspected emission found with sufficient margin against limit line or noise floor only.

Band 7 - 6525~6875MHz

WIFI 802.11ax HE80 Full (Harmonic @ 3m)

WIFI Ant. 6+7	Note	Frequency (MHz)	Level (dBμV/m)	Margin (dB)	Limit Line (dBμV/m)	Read Level (dBμV)	Antenna Factor (dB/m)	Path Loss (dB)	Preamp Factor (dB)	Ant Pos (cm)	Table Pos (deg)	Peak Avg. (P/A)	Pol. (H/V)
		13250	53.18	-20.82	74	35.28	39.85	21.11	43.06	300	278	P	H
		13250	42.53	-11.47	54	24.63	39.85	21.11	43.06	300	278	A	H
		19875	36.57	-37.43	74	37.34	37.95	16.33	55.05	-	-	P	H
													H
													H
													H
													H
													H
													H
													H
802.11ax													H
HE80 Full													H
CH 135		13250	52.92	-21.08	74	35.02	39.85	21.11	43.06	300	135	P	V
6625MHz		13250	42.52	-11.48	54	24.62	39.85	21.11	43.06	300	135	A	V
		19875	35.96	-38.04	74	36.73	37.95	16.33	55.05	-	-	P	V
													V
													V
													V
													V
													V
													V
													V
													V
													V

WIFI Ant. 6+7	Note	Frequency (MHz)	Level (dBµV/m)	Margin (dB)	Limit Line (dBµV/m)	Read Level (dBµV)	Antenna Factor (dB/m)	Path Loss (dB)	Preamp Factor (dB)	Ant Pos (cm)	Table Pos (deg)	Peak Avg. (P/A)	Pol. (H/V)
		13410	51.62	-36.58	88.2	33.33	40.19	21.25	43.15	-	-	P	H
		20115	36.79	-37.21	74	37.26	38.04	16.49	55	-	-	P	H
													H
													H
													H
													H
													H
													H
													H
													H
802.11ax													H
HE80 Full													H
CH 151		13410	51.89	-36.31	88.2	33.6	40.19	21.25	43.15	-	-	P	V
6705MHz		20115	37.2	-36.8	74	37.67	38.04	16.49	55	-	-	P	V
													V
													V
													V
													V
													V
													V
													V
													V
													V
													V

WIFI Ant. 6+7	Note	Frequency (MHz)	Level (dBμV/m)	Margin (dB)	Limit Line (dBμV/m)	Read Level (dBμV)	Antenna Factor (dB/m)	Path Loss (dB)	Preamp Factor (dB)	Ant Pos (cm)	Table Pos (deg)	Peak Avg. (P/A)	Pol. (H/V)
		13730	51.89	-36.31	88.2	34.11	39.77	21.52	43.51	-	-	P	H
		20595	38.62	-35.38	74	38.76	38	16.84	54.98	-	-	P	H
													H
													H
													H
													H
													H
													H
													H
													H
802.11ax													H
HE80 Full													H
CH 183		13730	52	-36.2	88.2	34.22	39.77	21.52	43.51	-	-	P	V
6865MHz		20592	37.5	-36.5	74	37.64	38	16.84	54.98	-	-	P	V
													V
													V
													V
													V
													V
													V
													V
													V
													V
													V
Remark	1. No other spurious found. 2. All results are PASS against Peak and Average limit line. 3. The emission position marked as "-" means no suspected emission found with sufficient margin against limit line or noise floor only.												

Band 7 - 6525~6875MHz

WIFI 802.11ax HE160 Full (Harmonic @ 3m)

WIFI Ant. 6+7	Note	Frequency (MHz)	Level (dBμV/m)	Margin (dB)	Limit Line (dBμV/m)	Read Level (dBμV)	Antenna Factor (dB/m)	Path Loss (dB)	Preamp Factor (dB)	Ant Pos (cm)	Table Pos (deg)	Peak Avg. (P/A)	Pol. (H/V)
		13330	52.78	-21.22	74	34.78	39.92	21.18	43.1	100	322	P	H
		13330	43.19	-10.81	54	25.19	39.92	21.18	43.1	100	322	A	H
		19995	36.39	-37.61	74	37.37	37.61	16.41	55	-	-	P	H
													H
													H
													H
													H
													H
													H
													H
802.11ax													H
HE160 Full													H
CH 143		13330	52.62	-21.38	74	34.62	39.92	21.18	43.1	200	228	P	V
6665MHz		13330	43.1	-10.9	54	25.1	39.92	21.18	43.1	200	228	A	V
		19995	36.79	-37.21	74	37.77	37.61	16.41	55	-	-	P	V
													V
													V
													V
													V
													V
													V
													V
													V
													V

WIFI Ant. 6+7	Note	Frequency (MHz)	Level (dBµV/m)	Margin (dB)	Limit Line (dBµV/m)	Read Level (dBµV)	Antenna Factor (dB/m)	Path Loss (dB)	Preamp Factor (dB)	Ant Pos (cm)	Table Pos (deg)	Peak Avg. (P/A)	Pol. (H/V)
		13650	53.2	-35	88.2	35.19	39.95	21.46	43.4	-	-	P	H
		20475	37.52	-36.48	74	37.91	37.85	16.76	55	-	-	P	H
													H
													H
													H
													H
													H
													H
													H
													H
802.11ax													H
HE160 Full													H
CH 175		13650	53.18	-35.02	88.2	35.17	39.95	21.46	43.4	-	-	P	V
6825MHz		20475	36.77	-37.23	74	37.16	37.85	16.76	55	-	-	P	V
													V
													V
													V
													V
													V
													V
													V
													V
													V
													V

Remark

1. No other spurious found.
2. All results are PASS against Peak and Average limit line.
3. The emission position marked as "-" means no suspected emission found with sufficient margin against limit line or noise floor only.

Emission below 1GHz

WIFI 802.11ax HE80 Full (LF @ 3m)

WIFI Ant. 6+7	Note	Frequency (MHz)	Level (dBμV/m)	Margin (dB)	Limit Line (dBμV/m)	Read Level (dBμV)	Antenna Factor (dB/m)	Path Loss (dB)	Preamp Factor (dB)	Ant Pos (cm)	Table Pos (deg)	Peak Avg. (P/A)	Pol. (H/V)
802.11ax HE80 Full LF		31.53	25.18	-14.82	40	35.22	24.26	1.29	35.59	-	-	P	H
		75.56	22.64	-17.36	40	43.05	13.41	1.73	35.55	-	-	P	H
		133.7	29.93	-13.57	43.5	45.29	17.83	2.27	35.46	-	-	P	H
		272	31.47	-14.53	46	44.54	19	3.11	35.18	-	-	P	H
		471.2	29.16	-16.84	46	36.39	23.37	4.08	34.68	-	-	P	H
		952	35.26	-10.74	46	31.6	30.85	5.78	32.97	-	-	P	H
													H
													H
													H
													H
													H
													H
		52.27	32.91	-7.09	40	53.3	13.72	1.45	35.56	-	-	P	V
		91.03	29.25	-14.25	43.5	48.02	14.89	1.87	35.53	-	-	P	V
		143.56	24.9	-18.6	43.5	40.16	17.83	2.35	35.44	-	-	P	V
		252.8	26.78	-19.22	46	40.11	18.87	3.01	35.21	-	-	P	V
		857.6	34.16	-11.84	46	32.8	29.24	5.49	33.37	-	-	P	V
		957.6	36.65	-9.35	46	32.81	30.99	5.79	32.94	-	-	P	V
													V
													V
													V
													V
													V
													V
Remark	1. No other spurious found. 2. All results are PASS against limit line. 3. The emission position marked as “-” means no suspected emission found and emission level has at least 6dB margin against limit or emission is noise floor only.												

Note symbol

*	**Fundamental Frequency** which can be ignored. However, the level of any unwanted emissions shall not exceed the level of the fundamental frequency.
!	Test result is **Margin** line.
P/A	**P**eak or **A**verage
H/V	**H**orizontal or **V**ertical

A calculation example for radiated spurious emission is shown as below:

WIFI	Note	Frequency	Level	Margin	Limit	Read	Antenna	Path	Preamp	Ant	Table	Peak	Pol.
Ant.					Line	Level	Factor	Loss	Factor	Pos	Pos	Avg.	
6+7		(MHz)	(dBμV/m)	(dB)	(dBμV/m)	(dBμV)	(dB/m)	(dB)	(dB)	(cm)	(deg)	(P/A)	(H/V)
802.11a CH 01 5955MHz		5925	55.45	-32.75	88.2	54.51	32.22	4.58	35.86	103	308	P	H
		5925	43.54	-24.66	68.2	42.6	32.22	4.58	35.86	103	308	A	H

1. Path Loss(dB) = Cable loss(dB) + Filter loss(dB) + Attenuator loss(dB)
2. Level(dBμV/m) = Antenna Factor(dB/m) + Path Loss(dB) + Read Level(dBμV) - Preamp Factor(dB)
3. Margin (dB) = Level(dBμV/m) – Limit Line(dBμV/m)
4.

For Peak Limit @ 5925MHz:

1. Level(dBμV/m)

= Antenna Factor(dB/m) + Path Loss(dB) + Read Level(dBμV) - Preamp Factor(dB)

= 32.22(dB/m) + 4.58(dB) + 54.51(dBμV) – 35.86 (dB)

= 55.45 (dBμV/m)

2. Margin (dB)

= Level(dBμV/m) – Limit Line(dBμV/m)

= 55.45(dBμV/m) – 88.2(dBμV/m)

= -32.75(dB)

For Average Limit @ 5925MHz:

1. Level(dBμV/m)

= Antenna Factor(dB/m) + Path Loss(dB) + Read Level(dBμV) - Preamp Factor(dB)

= 32.22(dB/m) + 4.58(dB) + 42.6(dBμV) – 35.86 (dB)

= 43.54(dBμV/m)

2. Margin (dB) = Level(dBμV/m) – Limit Line(dBμV/m)

= 43.54 (dBμV/m) – 68.2(dBμV/m)

= -24.66(dB)

Both peak and average measured complies with the limit line, so test result is “PASS”.

Appendix D. Radiated Spurious Emission Plots

Test Engineer :	John Chuang, David Dai and Howard Huang	**Temperature :**	19.5~23.5°C
		Relative Humidity :	64.9~70.7%

Band 5 - 5925~6425MHz

WIFI 802.11a (Band Edge @ 3m)

WIFI	Band 5 5925~6425MHz Band Edge @ 3m	
ANT	802.11a CH01 5955MHz	
6+7	Horizontal	Fundamental
Peak	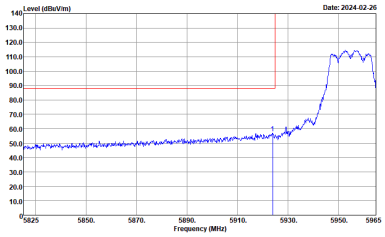	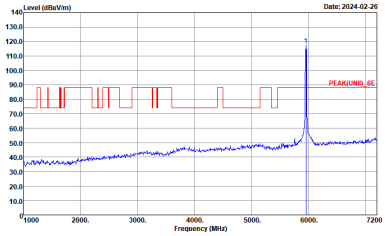
Avg.	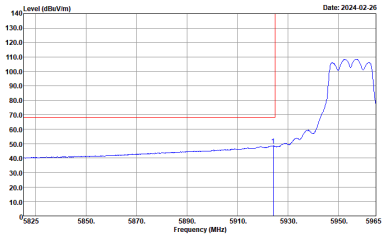	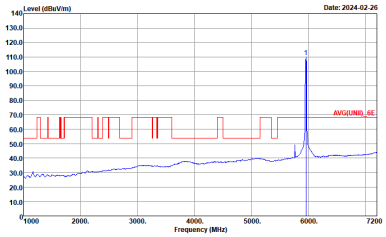

WIFI	Band 5 5925~6425MHz Band Edge @ 3m	
ANT	802.11a CH01 5955MHz	
6+7	Vertical	Fundamental
Peak	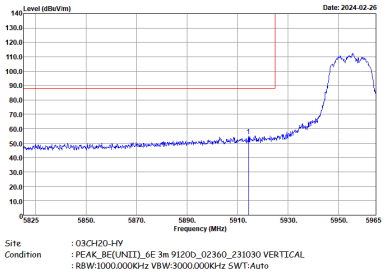	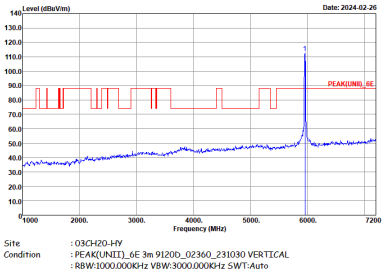
Avg.	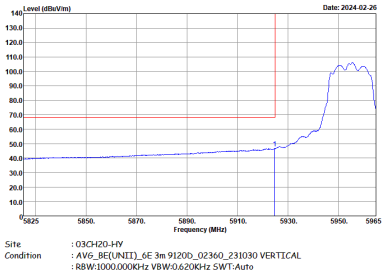	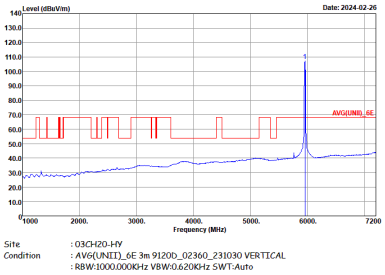

Band 5 5925~6425MHz
WIFI 802.11ax HE20 Full (Band Edge @ 3m)

WIFI	Band 5 5925~6425MHz Band Edge @ 3m	
ANT	802.11ax HE20 Full CH01 5955MHz	
6+7	Horizontal	Fundamental
Peak	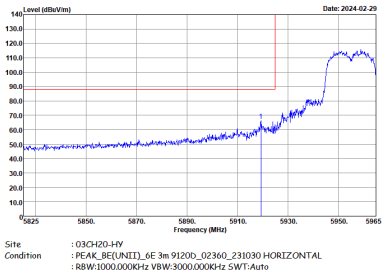	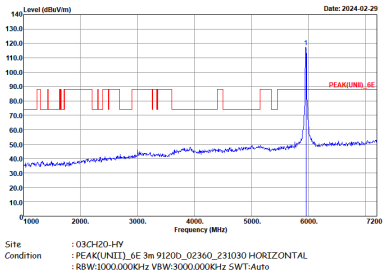
Avg.	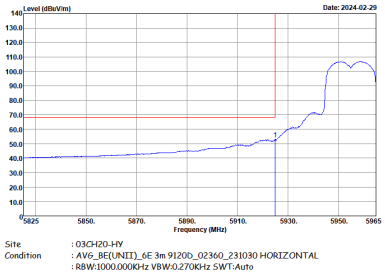	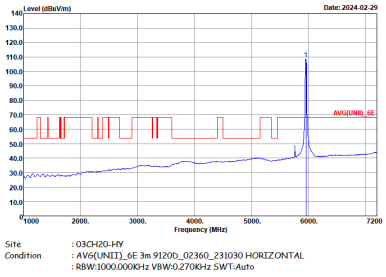

WIFI	Band 5 5925~6425MHz Band Edge @ 3m	
ANT	802.11ax HE20 Full CH01 5955MHz	
6+7	Vertical	Fundamental
Peak	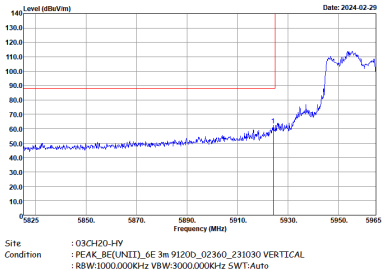	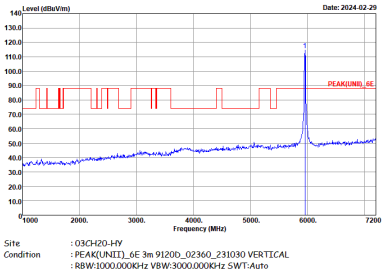
Avg.	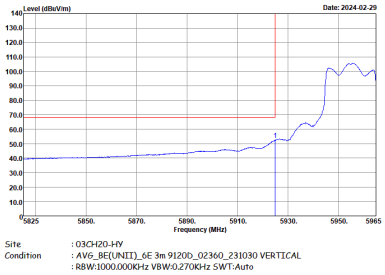	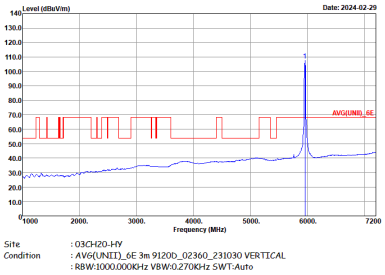

Band 5 5925~6425MHz

WIFI 802.11ax HE20 Partial 106 (Band Edge @ 3m)

WIFI	Band 5 5925~6425MHz Band Edge @ 3m	
ANT	802.11ax HE20 Partial 106/53 CH01 5955MHz	
6+7	Horizontal	Fundamental
Peak	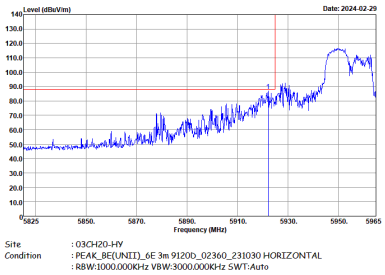	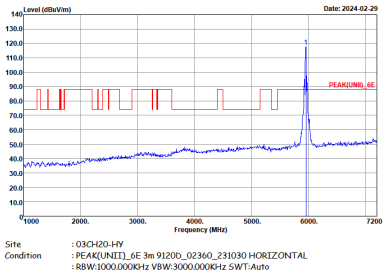
Avg.	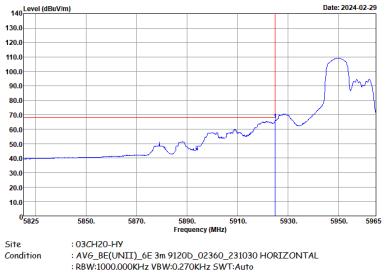	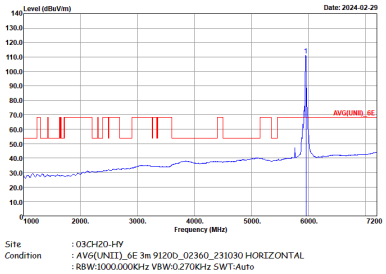

WIFI	Band 5 5925~6425MHz Band Edge @ 3m	
ANT	802.11ax HE20 Partial 106/53 CH01 5955MHz	
6+7	Vertical	Fundamental
Peak	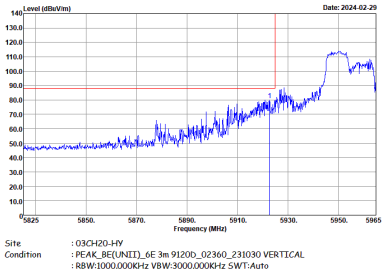	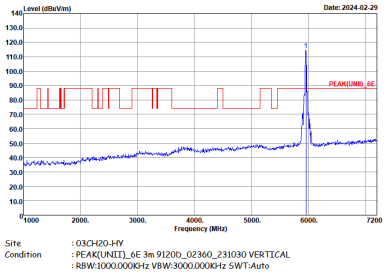
Avg.	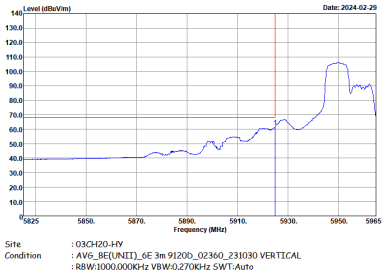	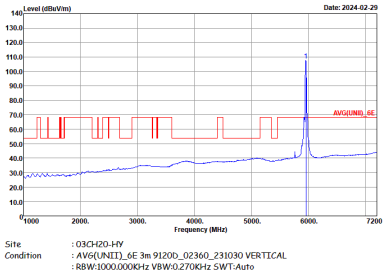

Band 5 5925~6425MHz
WIFI 802.11ax HE40 Full (Band Edge @ 3m)

WIFI	Band 5 5925~6425MHz Band Edge @ 3m	
ANT	802.11ax HE40 Full CH03 5965MHz	
6+7	Horizontal	Fundamental
Peak	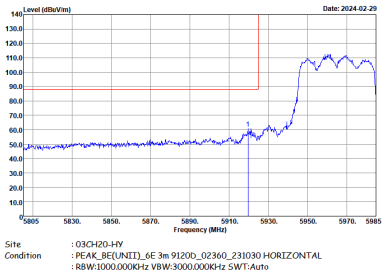	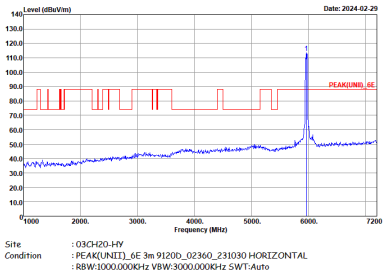
Avg.	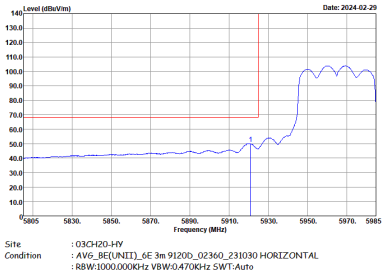	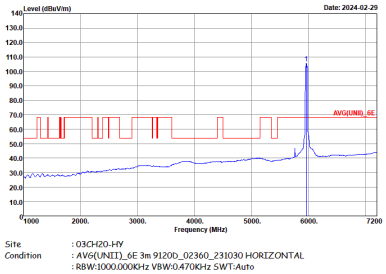

WIFI	Band 5 5925~6425MHz Band Edge @ 3m	
ANT	802.11ax HE40 Full CH03 5965MHz	
6+7	Vertical	Fundamental
Peak	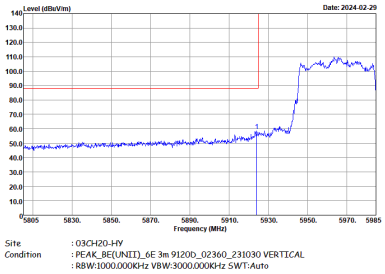	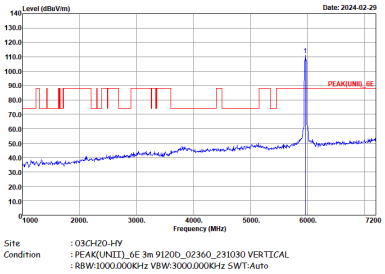
Avg.	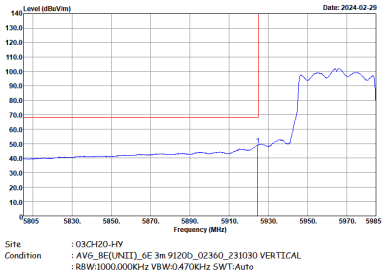	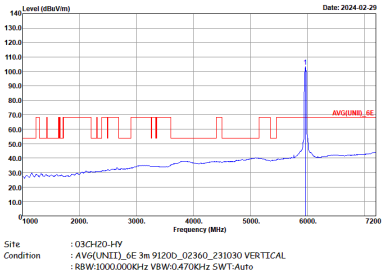

Band 5 5925~6425MHz

WIFI 802.11ax HE40 Partial 242 (Band Edge @ 3m)

WIFI	Band 5 5925~6425MHz Band Edge @ 3m	
ANT	802.11ax HE40 Partial 242/61 CH03 5965MHz	
6+7	Horizontal	Fundamental
Peak	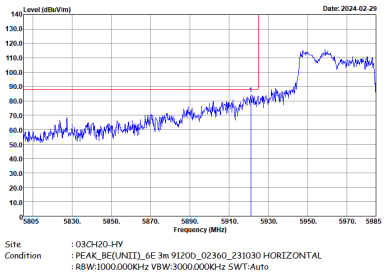	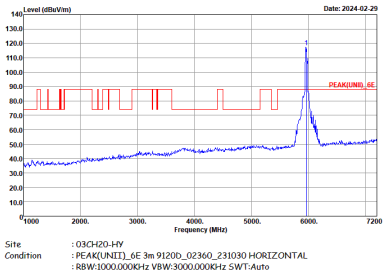
Avg.	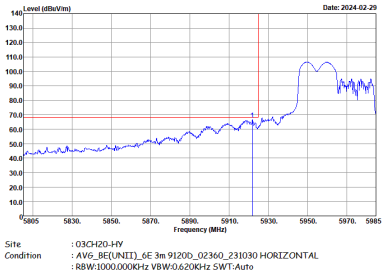	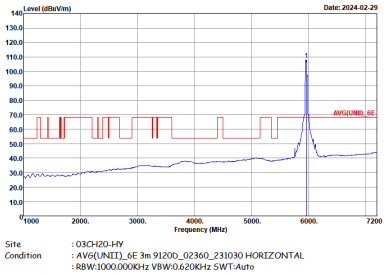

WIFI	Band 5 5925~6425MHz Band Edge @ 3m	
ANT	802.11ax HE40 Partial 242/61 CH03 5965MHz	
6+7	Vertical	Fundamental
Peak	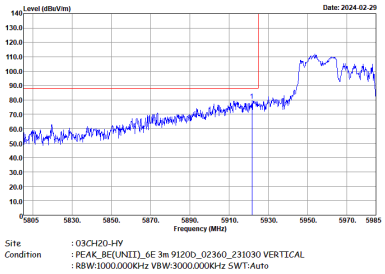	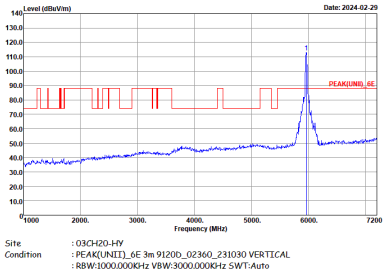
Avg.	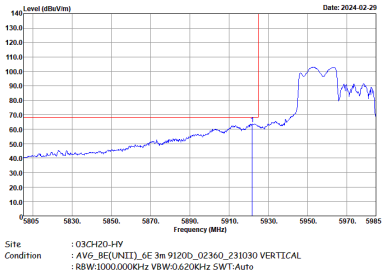	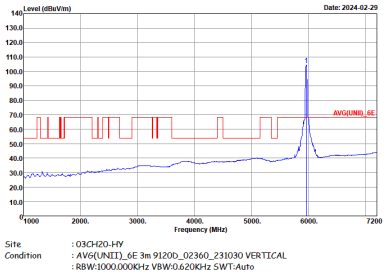

Band 5 5925~6425MHz
WIFI 802.11ax HE80 Full (Band Edge @ 3m)

WIFI	Band 5 5925~6425MHz Band Edge @ 3m	
ANT	802.11ax HE80 Full CH07 5985MHz	
6+7	Horizontal	Fundamental
Peak	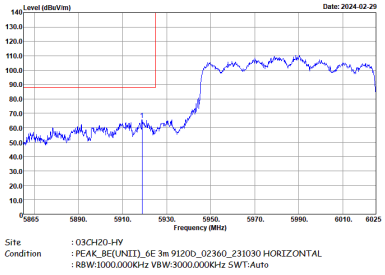	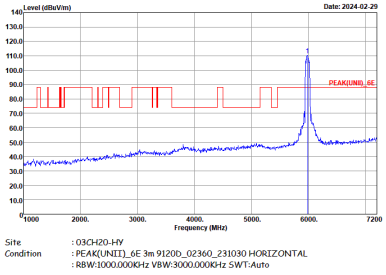
Avg.	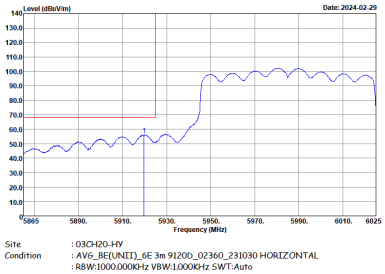	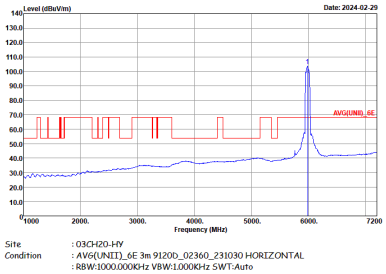

WIFI	Band 5 5925~6425MHz Band Edge @ 3m	
ANT	802.11ax HE80 Full CH07 5985MHz	
6+7	Vertical	Fundamental
Peak	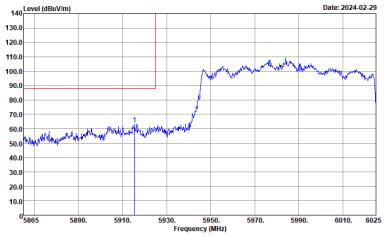	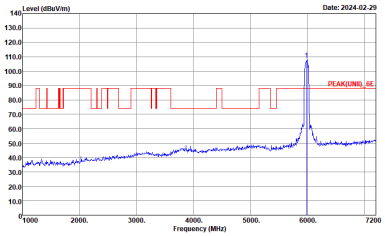
Avg.	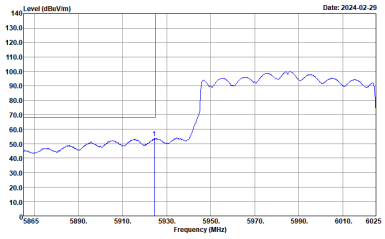	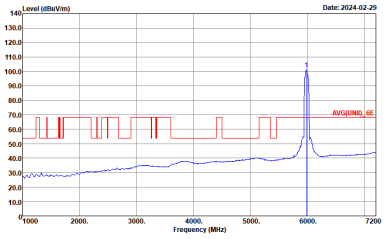

Band 5 5925~6425MHz

WIFI 802.11ax HE80 Partial 484 (Band Edge @ 3m)

WIFI	Band 5 5925~6425MHz Band Edge @ 3m	
ANT	802.11ax HE80 Partial 484/65 CH07 5985MHz	
6+7	Horizontal	Fundamental
Peak	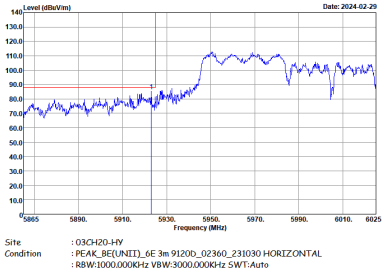	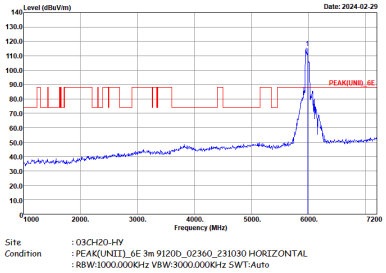
Avg.	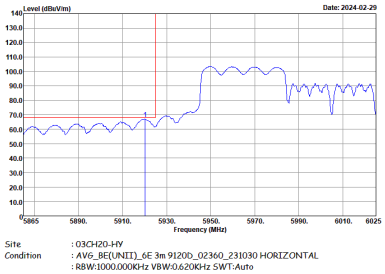	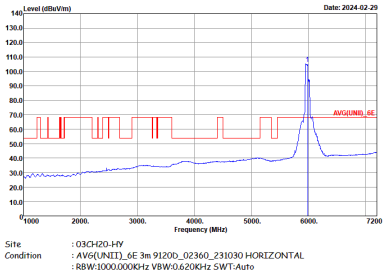

WIFI	Band 5 5925~6425MHz Band Edge @ 3m	
ANT	802.11ax HE80 Partial 484/65 CH07 5985MHz	
6+7	Vertical	Fundamental
Peak	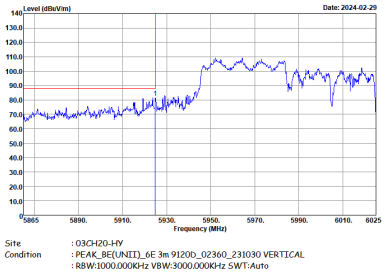	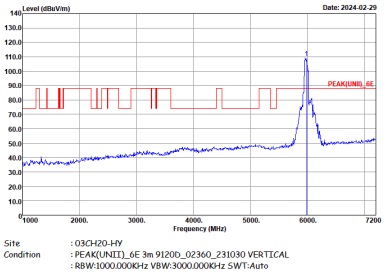
Avg.	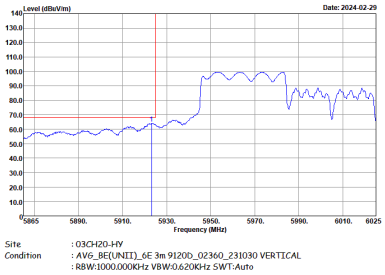	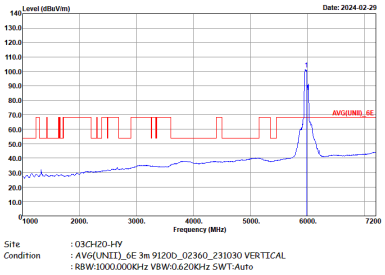

Band 5 5925~6425MHz

WIFI 802.11ax HE160 Full (Band Edge @ 3m)

WIFI	Band 5 5925~6425MHz Band Edge @ 3m	
ANT	802.11ax HE160 Full CH15 6025MHz	
6+7	Horizontal	Fundamental
Peak	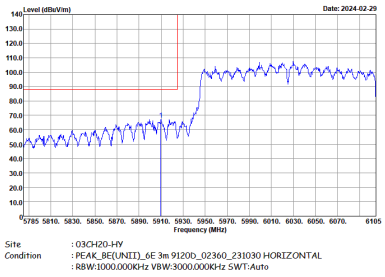	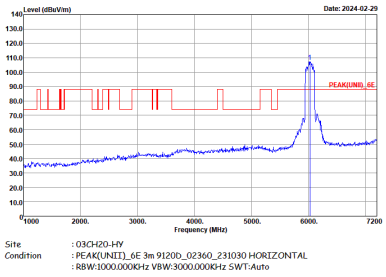
Avg.	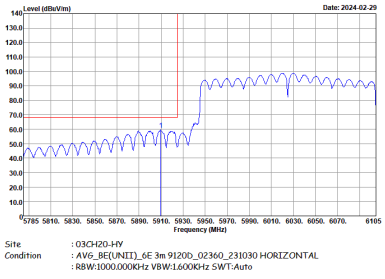	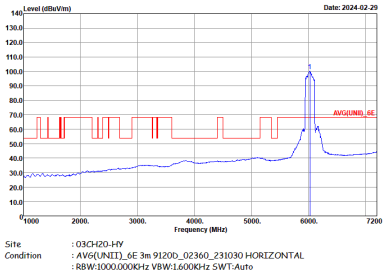

WIFI	Band 5 5925~6425MHz Band Edge @ 3m	
ANT	802.11ax HE160 Full CH15 6025MHz	
6+7	Vertical	Fundamental
Peak	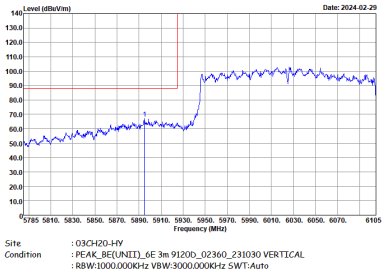	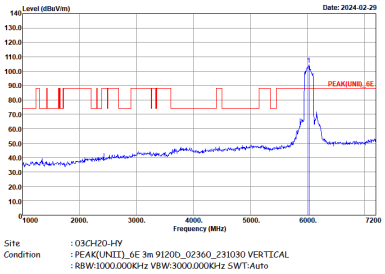
Avg.	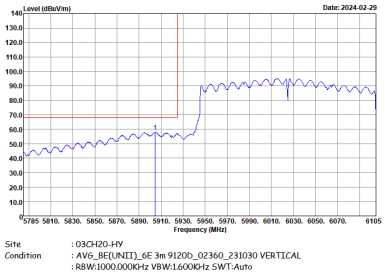	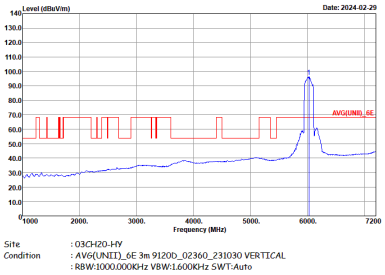

Band 5 5925~6425MHz

WIFI 802.11ax HE160 Partial 996 (Band Edge @ 3m)

WIFI	Band 5 5925~6425MHz Band Edge @ 3m	
ANT	802.11ax HE160 Partial 996/67 CH15 6025MHz	
6+7	Horizontal	Fundamental
Peak	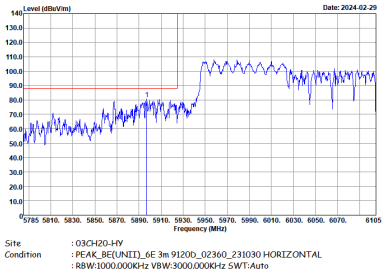	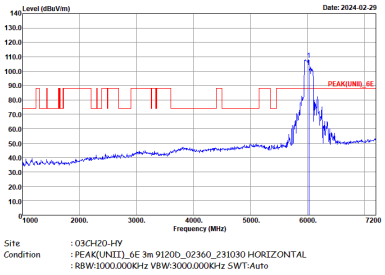
Avg.	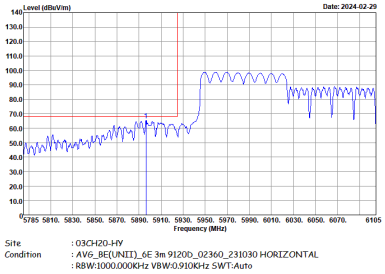	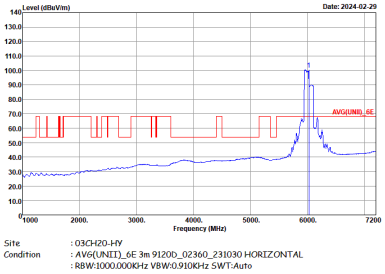

WIFI	Band 5 5925~6425MHz Band Edge @ 3m	
ANT	802.11ax HE160 Partial 996/67 CH15 6025MHz	
6+7	Vertical	Fundamental
Peak	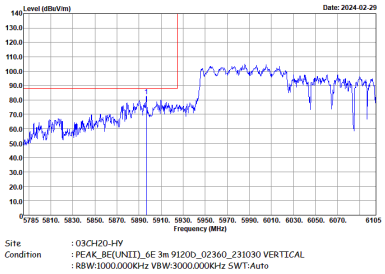	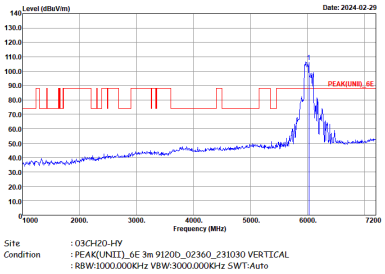
Avg.	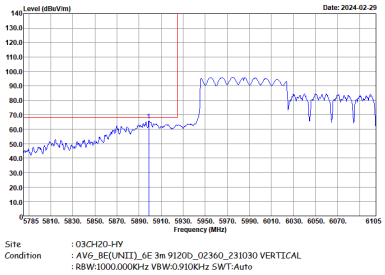	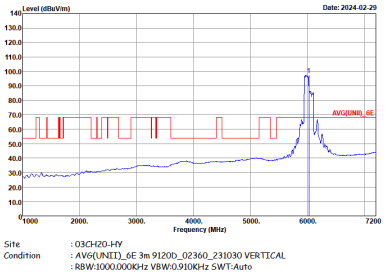

Band 5 - 5925~6425MHz

WIFI 802.11a (Harmonic @ 3m)

WIFI	Band 5 5925~6425MHz Harmonic @ 3m	
ANT	802.11a CH01 5955MHz	
6+7	Horizontal	Vertical
Peak Avg.	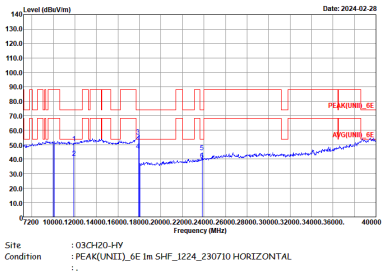	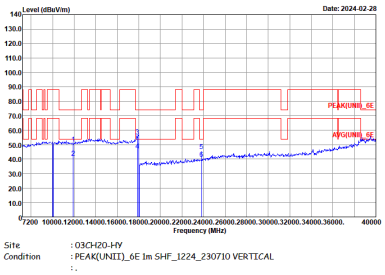

WIFI	Band 5 5925~6425MHz Harmonic @ 3m	
ANT	802.11a CH49 6195MHz	
6+7	Horizontal	Vertical
Peak Avg.	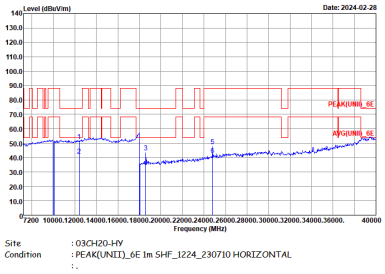	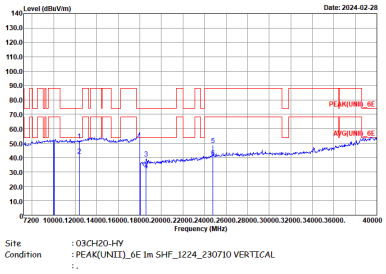

WIFI	Band 5 5925~6425MHz Harmonic @ 3m	
ANT	802.11a CH93 6415MHz	
6+7	Horizontal	Vertical
Peak Avg.	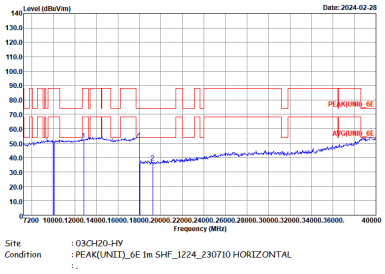	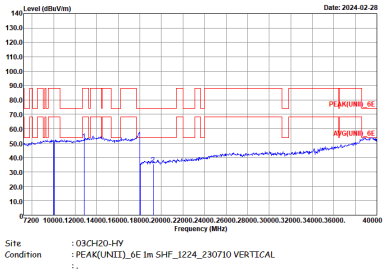

Band 5 5925~6425MHz

WIFI 802.11ax HE20 Full (Harmonic @ 3m)

WIFI	Band 5 5925~6425MHz Harmonic @ 3m	
ANT	802.11ax HE20 Full CH01 5955MHz	
6+7	Horizontal	Vertical
Peak Avg.	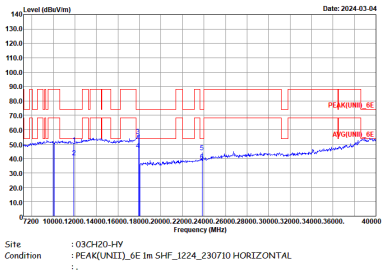	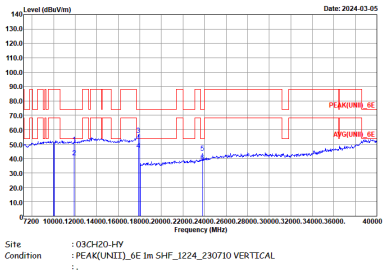

WIFI	Band 5 5925~6425MHz Harmonic @ 3m	
ANT	802.11ax HE20 Full CH49 6195MHz	
6+7	Horizontal	Vertical
Peak Avg.	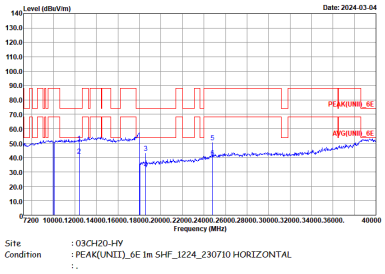	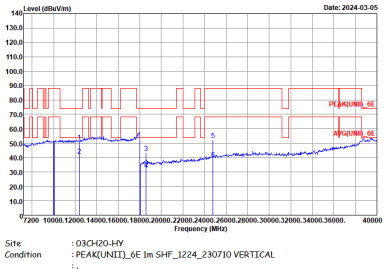

WIFI	Band 5 5925~6425MHz Harmonic @ 3m	
ANT	802.11ax HE20 Full CH93 6415MHz	
6+7	Horizontal	Vertical
Peak Avg.	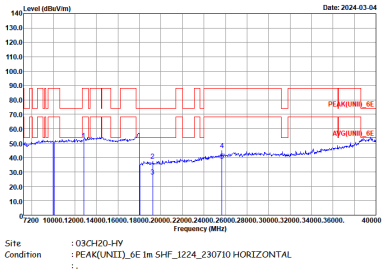	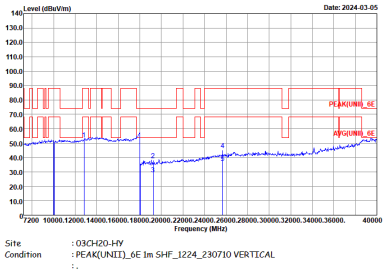

Band 5 5925~6425MHz

WIFI 802.11ax HE40 Full (Harmonic @ 3m)

WIFI	Band 5 5925~6425MHz Harmonic @ 3m	
ANT	802.11ax HE40 Full CH03 5965MHz	
6+7	Horizontal	Vertical
Peak Avg.	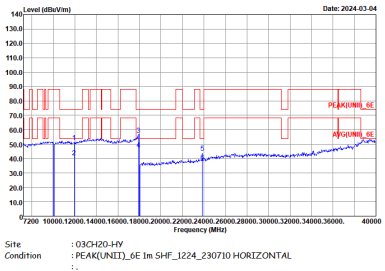	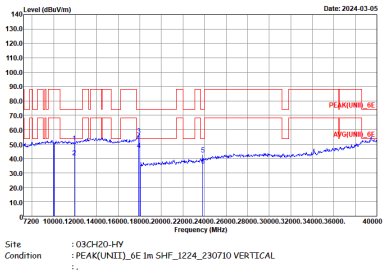

WIFI	Band 5 5925~6425MHz Harmonic @ 3m	
ANT	802.11ax HE40 Full CH51 6205MHz	
6+7	Horizontal	Vertical
Peak Avg.	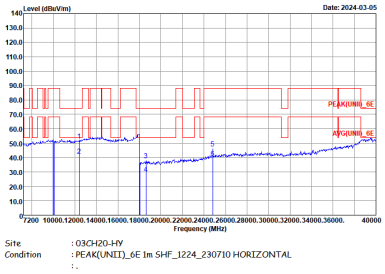	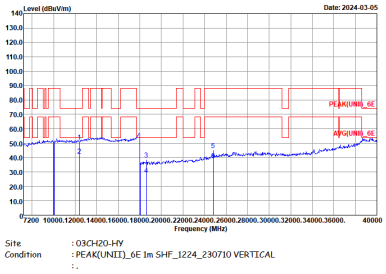

WIFI	Band 5 5925~6425MHz Harmonic @ 3m	
ANT	802.11ax HE40 Full CH91 6405MHz	
6+7	Horizontal	Vertical
Peak Avg.	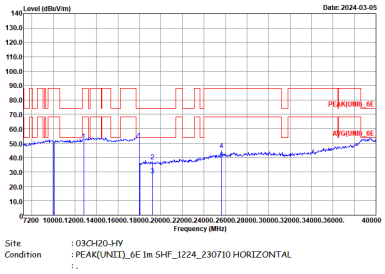	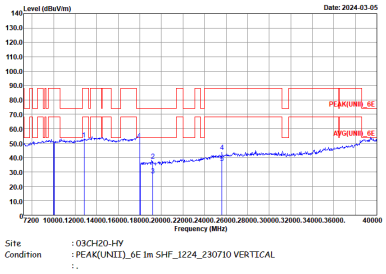

Band 5 5925~6425MHz

WIFI 802.11ax HE80 Full (Harmonic @ 3m)

WIFI	Band 5 5925~6425MHz Harmonic @ 3m	
ANT	802.11ax HE80 Full CH07 5985MHz	
6+7	Horizontal	Vertical
Peak Avg.	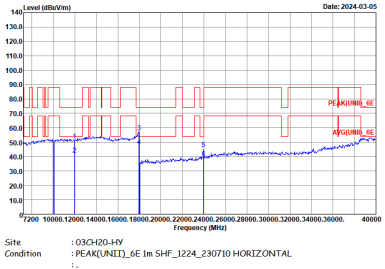	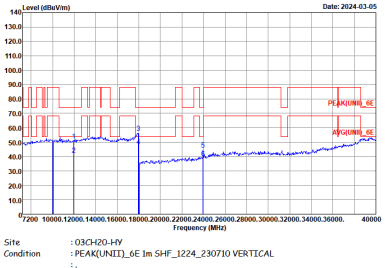

WIFI	Band 5 5925~6425MHz Harmonic @ 3m	
ANT	802.11ax HE80 Full CH55 6225MHz	
6+7	Horizontal	Vertical
Peak Avg.	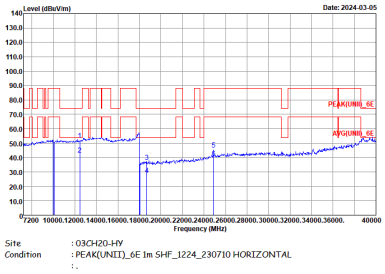	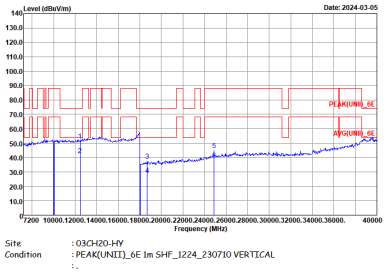

WIFI	Band 5 5925~6425MHz Harmonic @ 3m	
ANT	802.11ax HE80 Full CH87 6385MHz	
6+7	Horizontal	Vertical
Peak Avg.	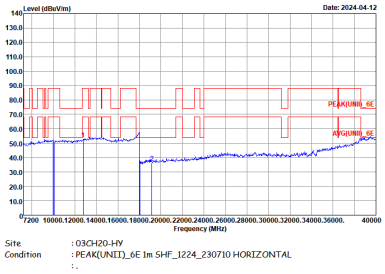	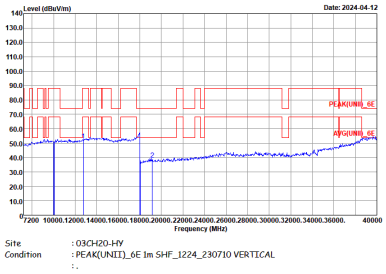

Band 5 5925~6425MHz

WIFI 802.11ax HE160 Full (Harmonic @ 3m)

WIFI	Band 5 5925~6425MHz Harmonic @ 3m	
ANT	802.11ax HE160 Full CH15 6025MHz	
6+7	Horizontal	Vertical
Peak Avg.	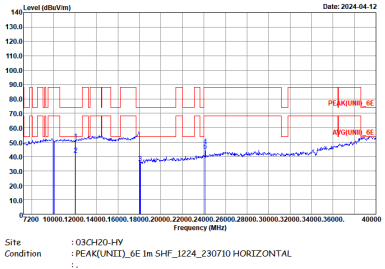	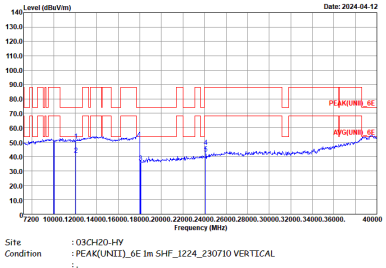

WIFI	Band 5 5925~6425MHz Harmonic @ 3m	
ANT	802.11ax HE160 Full CH47 6185MHz	
6+7	Horizontal	Vertical
Peak Avg.	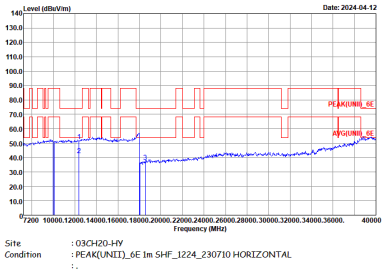 	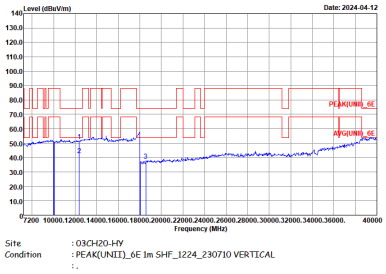

WIFI	Band 5 5925~6425MHz Harmonic @ 3m	
ANT	802.11ax HE160 Full CH79 6345MHz	
6+7	Horizontal	Vertical
Peak Avg.	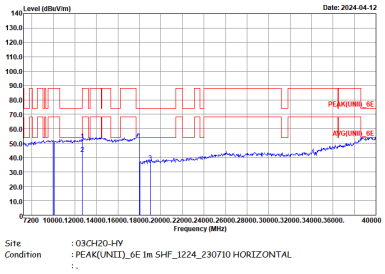	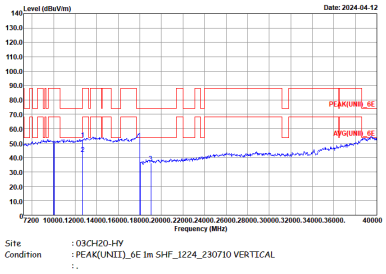

Band 7 - 6525~6875MHz

WIFI 802.11a (Harmonic @ 3m)

WIFI	Band 7 6525~6875MHz Harmonic @ 3m	
ANT	802.11a CH117 6535MHz	
6+7	Horizontal	Vertical
Peak Avg.	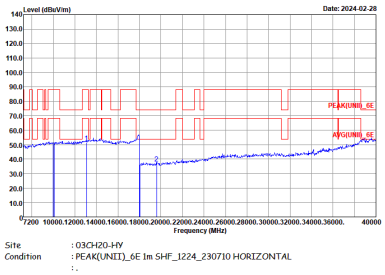	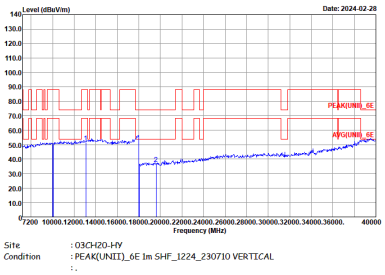

WIFI	Band 7 6525~6875MHz Harmonic @ 3m	
ANT	802.11a CH149 6695MHz	
6+7	Horizontal	Vertical
Peak Avg.	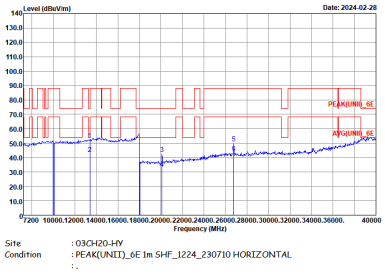	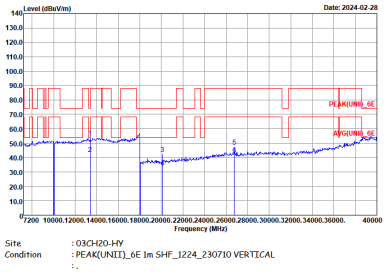

WIFI	Band 7 6525~6875MHz Harmonic @ 3m	
ANT	802.11a CH185 6875MHz	
6+7	Horizontal	Vertical
Peak Avg.	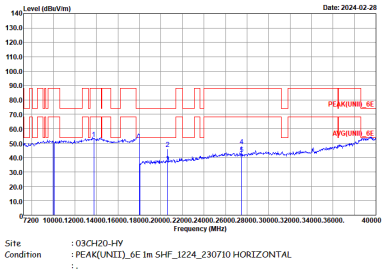	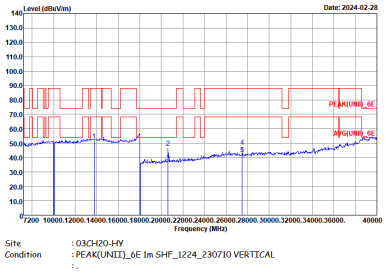

Band 7 6525~6875MHz

WIFI 802.11ax HE20 Full (Harmonic @ 3m)

WIFI	Band 7 6525~6875MHz Harmonic @ 3m	
ANT	802.11ax HE20 Full CH117 6535MHz	
6+7	Horizontal	Vertical
Peak Avg.	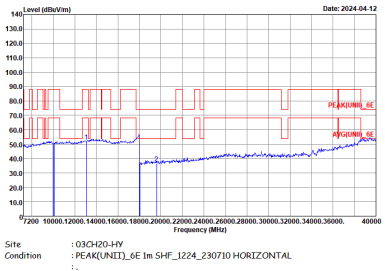	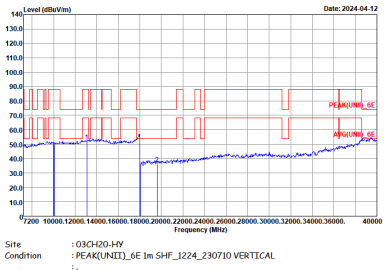

WIFI	Band 7 6525~6875MHz Harmonic @ 3m	
ANT	802.11ax HE20 Full CH149 6695MHz	
6+7	Horizontal	Vertical
Peak Avg.	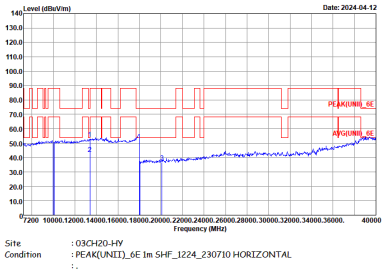	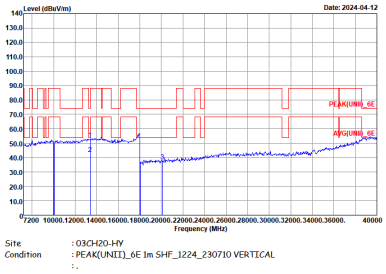

WIFI	Band 7 6525~6875MHz Harmonic @ 3m	
ANT	802.11ax HE20 Full CH185 6875MHz	
6+7	Horizontal	Vertical
Peak Avg.	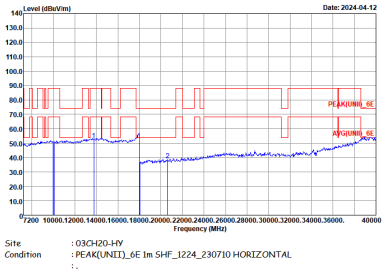	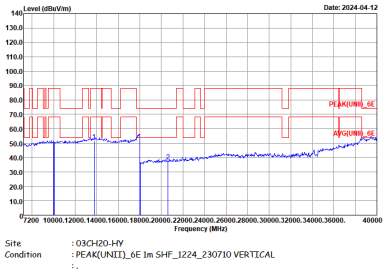

Band 7 6525~6875MHz

WIFI 802.11ax HE40 Full (Harmonic @ 3m)

WIFI	Band 7 6525~6875MHz Harmonic @ 3m	
ANT	802.11ax HE40 Full CH123 6565MHz	
6+7	Horizontal	Vertical
Peak Avg.	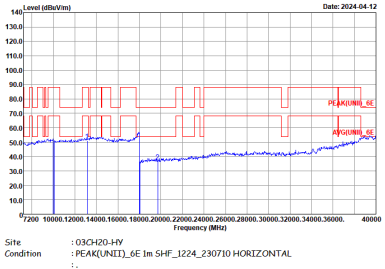	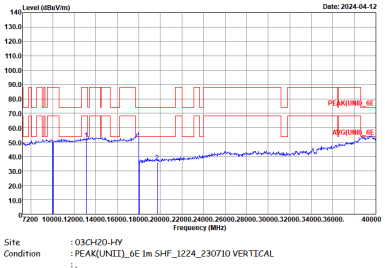

WIFI	Band 7 6525~6875MHz Harmonic @ 3m	
ANT	802.11ax HE40 Full CH147 6685MHz	
6+7	Horizontal	Vertical
Peak Avg.	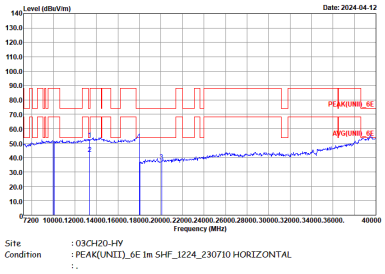	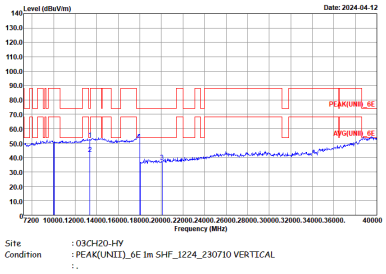

WIFI	Band 7 6525~6875MHz Harmonic @ 3m	
ANT	802.11ax HE40 Full CH187 6885MHz	
6+7	Horizontal	Vertical
Peak Avg.	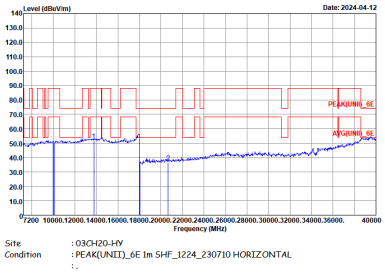	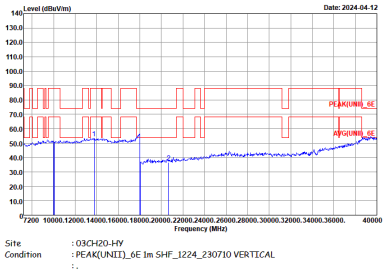

Band 7 6525~6875MHz

WIFI 802.11ax HE80 Full (Harmonic @ 3m)

WIFI	Band 7 6525~6875MHz Harmonic @ 3m	
ANT	802.11ax HE80 Full CH135 6625MHz	
6+7	Horizontal	Vertical
Peak Avg.	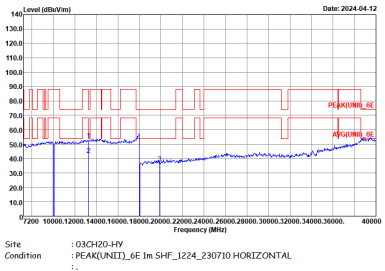	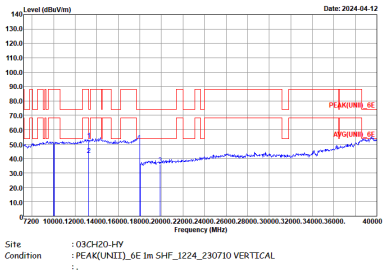

WIFI	Band 7 6525~6875MHz Harmonic @ 3m	
ANT	802.11ax HE80 Full CH151 6705MHz	
6+7	Horizontal	Vertical
Peak Avg.	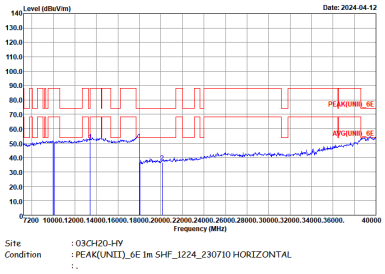	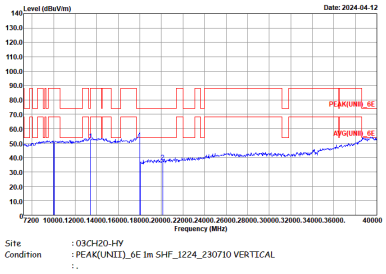

WIFI	Band 7 6525~6875MHz Harmonic @ 3m	
ANT	802.11ax HE80 Full CH183 6865MHz	
6+7	Horizontal	Vertical
Peak Avg.	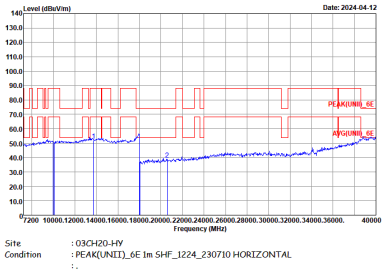	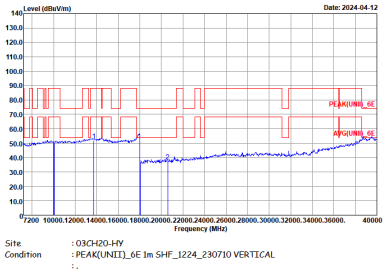

Band 7 6525~6875MHz

WIFI 802.11ax HE160 Full (Harmonic @ 3m)

WIFI	Band 7 6525~6875MHz Harmonic @ 3m	
ANT	802.11ax HE160 Full CH143 6665MHz	
6+7	Horizontal	Vertical
Peak Avg.	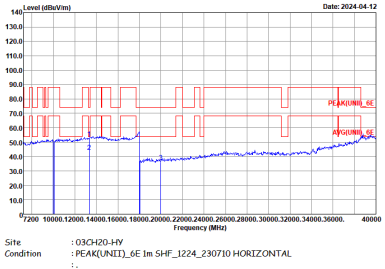	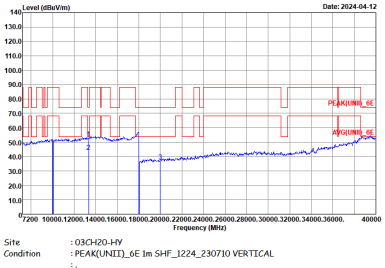

WIFI	Band 7 6525~6875MHz Harmonic @ 3m	
ANT	802.11ax HE160 Full CH175 6825MHz	
6+7	Horizontal	Vertical
Peak Avg.	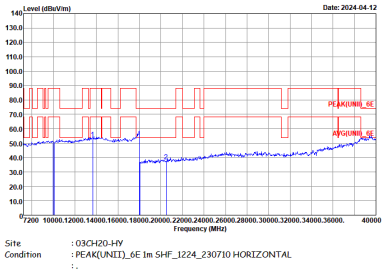	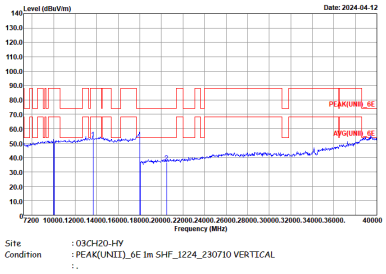

Emission below 1GHz

5GHz WIFI 802.11ax HE80 Full (LF)

WIFI	5GHz WIFI	
ANT	802.11ax HE80 Full LF	
6+7	Horizontal	Vertical
QP / Peak	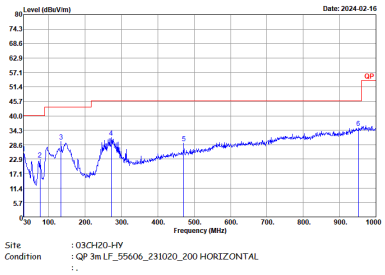	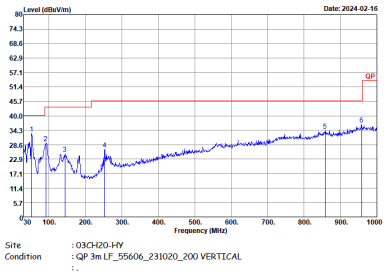

Appendix E. Duty Cycle Plots

Antenna	Band	Duty Cycle(%)	T(us)	1/T(kHz)	VBW Setting
6+7	802.11a	85.79	1720	0.58	620Hz
6+7	6GHz 802.11ax HE20 Full RU	85.88	3710	0.27	270Hz
6+7	6GHz 802.11ax HE20 106 RU	85.84	3880	0.26	270Hz
6+7	6GHz 802.11ax HE40 Full RU	86.05	2220	0.45	470Hz
6+7	6GHz 802.11ax HE40 242 RU	85.88	1740	0.57	620Hz
6+7	6GHz 802.11ax HE80 Full RU	85.88	1095	0.91	1kHz
6+7	6GHz 802.11ax HE80 484 RU	85.67	1710	0.58	620Hz
6+7	6GHz 802.11ax HE160 Full RU	85.77	651	1.54	1.6kHz
6+7	6GHz 802.11ax HE160 996 RU	86.21	1125	0.89	910Hz

MIMO <Ant.6+7>

802.11a

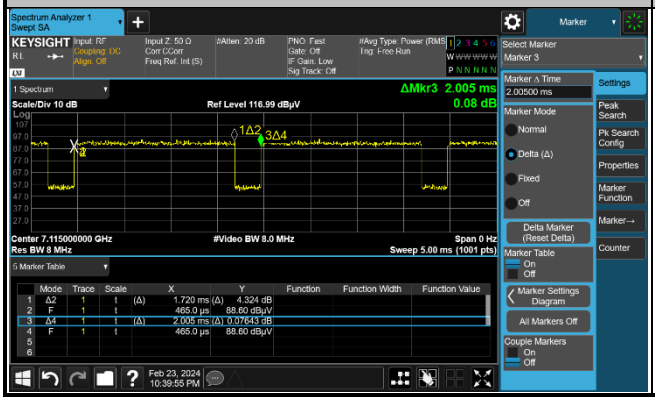

6GHz 802.11ax HE20 Full RU

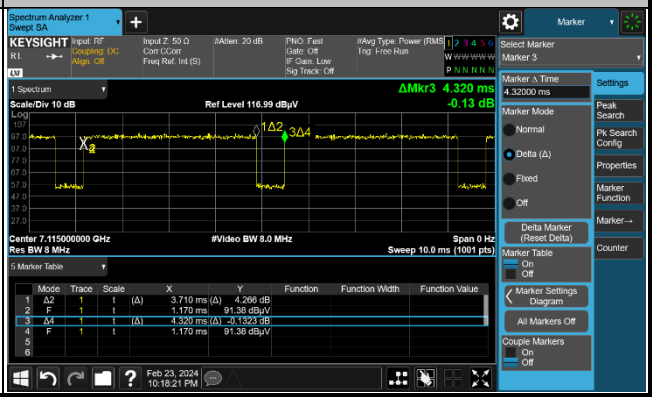

6GHz 802.11ax HE20 106 RU

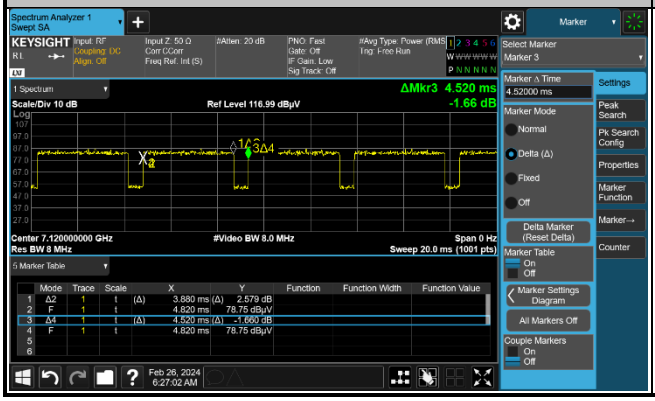

6GHz 802.11ax HE40 Full RU

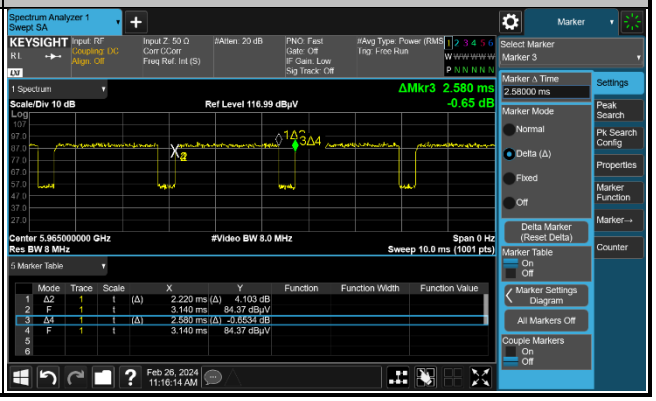

6GHz 802.11ax HE40 242 RU

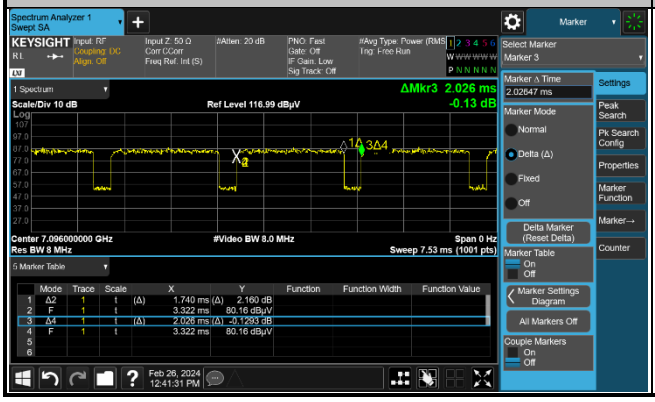

6GHz 802.11ax HE80 Full RU

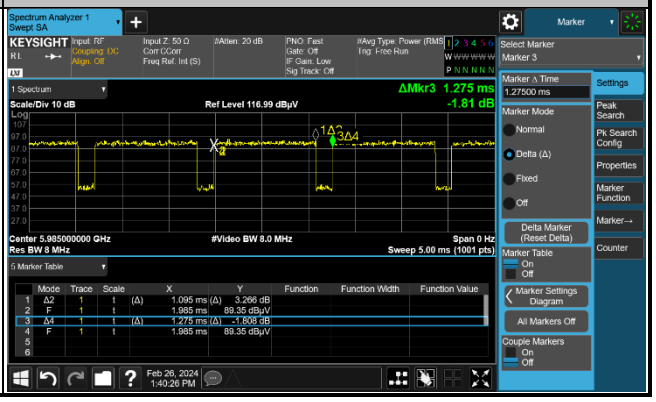

6GHz 802.11ax HE80 484 RU

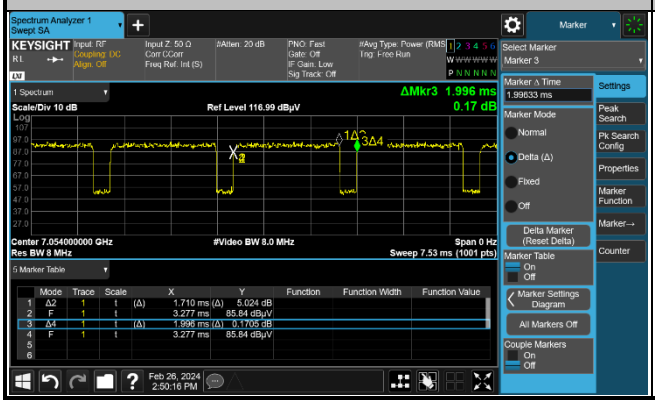

6GHz 802.11ax HE160 Full RU

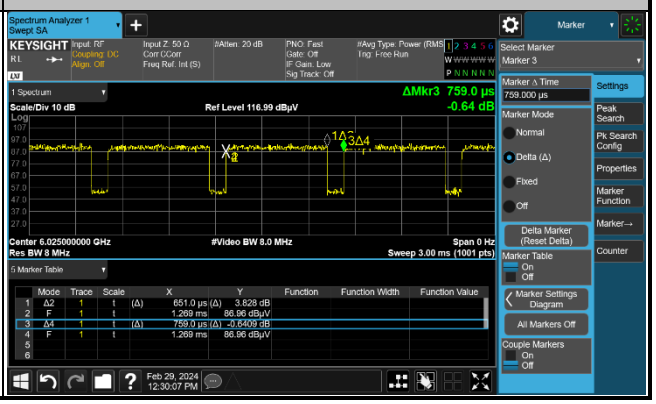
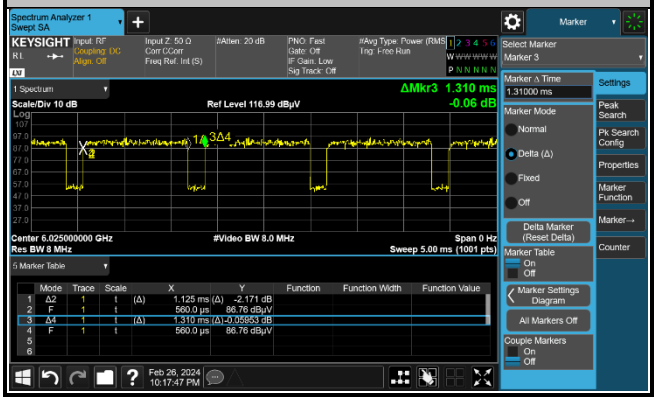
6GHz 802.11ax HE160 996 RU