Band 5 5925~6425MHz

WIFI 802.11ax HE80 Full (Band Edge @ 3m)

WIFI Ant. 6+7	Note	Frequency (MHz)	Level (dBμV/m)	Margin (dB)	Limit Line (dBμV/m)	Read Level (dBμV)	Antenna Factor (dB/m)	Path Loss (dB)	Preamp Factor (dB)	Ant Pos (cm)	Table Pos (deg)	Peak Avg. (P/A)	Pol. (H/V)
802.11ax HE80 Full CH 07 5985MHz		5918.92	65.64	-22.56	88.2	55.32	34.3	13.95	37.93	250	68	P	H
		5919.72	56.11	-12.09	68.2	45.79	34.3	13.95	37.93	250	68	A	H
	*	5985	110.38	-	-	100.07	34.16	14.06	37.91	250	68	P	H
	*	5985	103.78	-	-	93.47	34.16	14.06	37.91	250	68	A	H
													H
													H
		5915.4	63.11	-25.09	88.2	52.8	34.3	13.94	37.93	100	306	P	V
		5924.52	53.65	-14.55	68.2	43.32	34.3	13.96	37.93	100	306	A	V
	*	5985	108.19	-	-	97.88	34.16	14.06	37.91	100	306	P	V
	*	5985	101.38	-	-	91.07	34.16	14.06	37.91	100	306	A	V
													V
													V
Remark	1. No other spurious found. 2. All results are PASS against Peak and Average limit line.												

Band 5 5925~6425MHz

WIFI 802.11ax HE80 Full (Harmonic @ 3m)

WIFI Ant. 6+7	Note	Frequency (MHz)	Level (dBμV/m)	Margin (dB)	Limit Line (dBμV/m)	Read Level (dBμV)	Antenna Factor (dB/m)	Path Loss (dB)	Preamp Factor (dB)	Ant Pos (cm)	Table Pos (deg)	Peak Avg. (P/A)	Pol. (H/V)
		11970	51.27	-22.73	74	35.34	39.04	19.95	43.06	100	296	P	H
		11970	41.45	-12.55	54	25.52	39.04	19.95	43.06	100	296	A	H
		17955	57.12	-16.88	74	35.84	42.23	24.59	45.54	100	317	P	H
		17955	47	-7	54	25.72	42.23	24.59	45.54	100	317	A	H
		23940	45.32	-28.68	74	41.5	38.78	18.98	53.94	150	261	P	H
		23940	38.84	-15.16	54	35.02	38.78	18.98	53.94	150	261	A	H
													H
													H
													H
													H
802.11ax													H
HE80 Full													H
CH 07		11970	50.93	-23.07	74	35	39.04	19.95	43.06	400	164	P	V
5985MHz		11970	41.44	-12.56	54	25.51	39.04	19.95	43.06	400	164	A	V
		17955	56.49	-17.51	74	35.21	42.23	24.59	45.54	200	249	P	V
		17955	47.08	-6.92	54	25.8	42.23	24.59	45.54	200	249	A	V
		23940	44.68	-29.32	74	40.86	38.78	18.98	53.94	150	356	P	V
		23940	38.89	-15.11	54	35.07	38.78	18.98	53.94	150	356	A	V
													V
													V
													V
													V
													V
													V

WIFI Ant. 6+7	Note	Frequency (MHz)	Level (dBµV/m)	Margin (dB)	Limit Line (dBµV/m)	Read Level (dBµV)	Antenna Factor (dB/m)	Path Loss (dB)	Preamp Factor (dB)	Ant Pos (cm)	Table Pos (deg)	Peak Avg. (P/A)	Pol. (H/V)
		12450	52.16	-21.84	74	35.85	39.05	20.39	43.13	400	125	P	H
		12450	41.94	-12.06	54	25.63	39.05	20.39	43.13	400	125	A	H
		18675	37.15	-36.85	74	39.4	37.85	15.5	55.6	150	339	P	H
		18675	27.89	-26.11	54	30.14	37.85	15.5	55.6	150	339	A	H
		24900	45.72	-42.48	88.2	39.96	39.6	19.5	53.34	150	332	P	H
		24900	39.6	-28.6	68.2	33.84	39.6	19.5	53.34	150	332	A	H
													H
													H
													H
													H
802.11ax													H
HE80 Full													H
CH 55		12450	51.83	-22.17	74	35.52	39.05	20.39	43.13	100	241	P	V
6225MHz		12450	41.79	-12.21	54	25.48	39.05	20.39	43.13	100	241	A	V
		18675	37.75	-36.25	74	40	37.85	15.5	55.6	150	331	P	V
		18675	27.95	-26.05	54	30.2	37.85	15.5	55.6	150	331	A	V
		24900	45.27	-42.93	88.2	39.51	39.6	19.5	53.34	150	15	P	V
		24900	38.5	-29.7	68.2	32.74	39.6	19.5	53.34	150	15	A	V
													V
													V
													V
													V
													V
													V

WIFI Ant. 6+7	Note	Frequency (MHz)	Level (dBµV/m)	Margin (dB)	Limit Line (dBµV/m)	Read Level (dBµV)	Antenna Factor (dB/m)	Path Loss (dB)	Preamp Factor (dB)	Ant Pos (cm)	Table Pos (deg)	Peak Avg. (P/A)	Pol. (H/V)
		12770	52.74	-35.46	88.2	35.47	39.61	20.69	43.03	-	-	P	H
		19155	36.34	-37.66	74	37.68	38.16	15.84	55.34	-	-	P	H
													H
													H
													H
													H
													H
													H
													H
													H
802.11ax													H
HE80 Full													H
CH 87		12770	51.89	-36.31	88.2	34.62	39.61	20.69	43.03	-	-	P	V
6385MHz		19155	38.43	-35.57	74	39.77	38.16	15.84	55.34	-	-	P	V
													V
													V
													V
													V
													V
													V
													V
													V
													V
													V

Remark

1. No other spurious found.
2. All results are PASS against Peak and Average limit line.
3. The emission position marked as "-" means no suspected emission found with sufficient margin against limit line or noise floor only.

Band 5 5925~6425MHz

WIFI 802.11ax HE80 Partial 484 (Band Edge @ 3m)

WIFI Ant. 6+7	Note	Frequency (MHz)	Level (dBμV/m)	Margin (dB)	Limit Line (dBμV/m)	Read Level (dBμV)	Antenna Factor (dB/m)	Path Loss (dB)	Preamp Factor (dB)	Ant Pos (cm)	Table Pos (deg)	Peak Avg. (P/A)	Pol. (H/V)
802.11ax HE80 Partial 484/65 CH 07 5985MHz		5923.08	85.37	-2.83	88.2	75.04	34.3	13.96	37.93	250	68	P	H
		5920.2	66.98	-1.22	68.2	56.66	34.3	13.95	37.93	250	68	A	H
	*	5985	115.35	-	-	105.04	34.16	14.06	37.91	250	68	P	H
	*	5985	105.25	-	-	94.94	34.16	14.06	37.91	250	68	A	H
													H
													H
		5924.84	81.66	-6.54	88.2	71.33	34.3	13.96	37.93	250	93	P	V
		5923.24	64.03	-4.17	68.2	53.7	34.3	13.96	37.93	250	93	A	V
	*	5985	109.07	-	-	98.76	34.16	14.06	37.91	250	93	P	V
	*	5985	101.21	-	-	90.9	34.16	14.06	37.91	250	93	A	V
													V
													V
Remark	1. No other spurious found. 2. All results are PASS against Peak and Average limit line.												

Band 5 5925~6425MHz

WIFI 802.11ax HE160 Full (Band Edge @ 3m)

WIFI Ant. 6+7	Note	Frequency (MHz)	Level (dBμV/m)	Margin (dB)	Limit Line (dBμV/m)	Read Level (dBμV)	Antenna Factor (dB/m)	Path Loss (dB)	Preamp Factor (dB)	Ant Pos (cm)	Table Pos (deg)	Peak Avg. (P/A)	Pol. (H/V)
802.11ax HE160 Full CH 15 6025MHz		5909.8	67.2	-21	88.2	56.89	34.3	13.94	37.93	250	70	P	H
		5909.8	59.51	-8.69	68.2	49.2	34.3	13.94	37.93	250	70	A	H
	*	6025	107.41	-	-	97.02	34.2	14.1	37.91	250	70	P	H
	*	6025	100.29	-	-	89.9	34.2	14.1	37.91	250	70	A	H
													H
													H
		5895.08	66.97	-21.23	88.2	56.7	34.3	13.91	37.94	100	306	P	V
		5904.68	58.23	-9.97	68.2	47.93	34.3	13.93	37.93	100	306	A	V
	*	6025	104.32	-	-	93.93	34.2	14.1	37.91	100	306	P	V
	*	6025	96.43	-	-	86.04	34.2	14.1	37.91	100	306	A	V
													V
													V
Remark	1. No other spurious found. 2. All results are PASS against Peak and Average limit line.												

Band 5 5925~6425MHz

WIFI 802.11ax HE80 Full (Harmonic @ 3m)

WIFI Ant. 6+7	Note	Frequency (MHz)	Level (dBμV/m)	Margin (dB)	Limit Line (dBμV/m)	Read Level (dBμV)	Antenna Factor (dB/m)	Path Loss (dB)	Preamp Factor (dB)	Ant Pos (cm)	Table Pos (deg)	Peak Avg. (P/A)	Pol. (H/V)
		12050	51.08	-22.92	74	35	39.15	20.03	43.1	300	45	P	H
		12050	41.53	-12.47	54	25.45	39.15	20.03	43.1	300	45	A	H
		18075	35.41	-38.59	74	38.79	37.5	15.08	55.96	-	-	P	H
		24100	47.55	-40.65	88.2	43.3	39	19.07	53.82	150	316	P	H
		24100	44.1	-24.1	68.2	39.85	39	19.07	53.82	150	316	A	H
													H
													H
													H
													H
													H
802.11ax													H
HE160 Full													H
CH 15		12050	51.18	-22.82	74	35.1	39.15	20.03	43.1	100	211	P	V
6025MHz		12050	41.3	-12.7	54	25.22	39.15	20.03	43.1	100	211	A	V
		18075	35.94	-38.06	74	39.32	37.5	15.08	55.96	-	-	P	V
		24100	46.79	-41.41	88.2	42.54	39	19.07	53.82	150	43	P	V
		24100	42.12	-26.08	68.2	37.87	39	19.07	53.82	150	43	A	V
													V
													V
													V
													V
													V
													V
													V

WIFI Ant. 6+7	Note	Frequency (MHz)	Level (dBµV/m)	Margin (dB)	Limit Line (dBµV/m)	Read Level (dBµV)	Antenna Factor (dB/m)	Path Loss (dB)	Preamp Factor (dB)	Ant Pos (cm)	Table Pos (deg)	Peak Avg. (P/A)	Pol. (H/V)
		12370	51.28	-22.72	74	35.06	39.03	20.32	43.13	100	246	P	H
		12370	41.72	-12.28	54	25.5	39.03	20.32	43.13	100	246	A	H
		18555	37.11	-36.89	74	39.36	38	15.42	55.67	-	-	P	H
													H
													H
													H
													H
													H
													H
													H
802.11ax													H
HE160 Full													H
CH 47		12370	51.49	-22.51	74	35.27	39.03	20.32	43.13	100	83	P	V
6185MHz		12370	41.82	-12.18	54	25.6	39.03	20.32	43.13	100	83	A	V
		18555	37.83	-36.17	74	40.08	38	15.42	55.67	-	-	P	V
													V
													V
													V
													V
													V
													V
													V
													V
													V

WIFI Ant. 6+7	Note	Frequency (MHz)	Level (dBμV/m)	Margin (dB)	Limit Line (dBμV/m)	Read Level (dBμV)	Antenna Factor (dB/m)	Path Loss (dB)	Preamp Factor (dB)	Ant Pos (cm)	Table Pos (deg)	Peak Avg. (P/A)	Pol. (H/V)
802.11ax HE160 Full CH 79 6345MHz		12690	51.78	-22.22	74	34.83	39.39	20.62	43.06	100	302	P	H
		12690	42.35	-11.65	54	25.4	39.39	20.62	43.06	100	302	A	H
		19035	36.59	-37.41	74	38.12	38.11	15.75	55.39	-	-	P	H
													H
													H
													H
													H
													H
													H
													H
													H
		12690	52.46	-21.54	74	35.51	39.39	20.62	43.06	200	63	P	V
		12690	42.46	-11.54	54	25.51	39.39	20.62	43.06	200	63	A	V
		19035	36.23	-37.77	74	37.76	38.11	15.75	55.39	-	-	P	V
													V
													V
													V
													V
													V
													V
													V
													V
													V
Remark	1. No other spurious found. 2. All results are PASS against Peak and Average limit line. 3. The emission position marked as "-" means no suspected emission found with sufficient margin against limit line or noise floor only.												

Band 5 5925~6425MHz

WIFI 802.11ax HE160 Partial 996 (Band Edge @ 3m)

WIFI Ant. 6+7	Note	Frequency (MHz)	Level (dBμV/m)	Margin (dB)	Limit Line (dBμV/m)	Read Level (dBμV)	Antenna Factor (dB/m)	Path Loss (dB)	Preamp Factor (dB)	Ant Pos (cm)	Table Pos (deg)	Peak Avg. (P/A)	Pol. (H/V)
802.11ax HE160 Partial 996/67 CH 15 6025MHz		5897	80.62	-7.58	88.2	70.33	34.3	13.92	37.93	250	70	P	H
		5896.36	65.44	-2.76	68.2	55.16	34.3	13.91	37.93	250	70	A	H
	*	6025	108	-	-	97.61	34.2	14.1	37.91	250	70	P	H
	*	6025	100.44	-	-	90.05	34.2	14.1	37.91	250	70	A	H
													H
													H
		5896.68	82.71	-5.49	88.2	72.43	34.3	13.91	37.93	100	307	P	V
		5898.92	65.78	-2.42	68.2	55.49	34.3	13.92	37.93	100	307	A	V
	*	6025	106.33	-	-	95.94	34.2	14.1	37.91	100	307	P	V
	*	6025	97.49	-	-	87.1	34.2	14.1	37.91	100	307	A	V
													V
													V
Remark	1. No other spurious found. 2. All results are PASS against Peak and Average limit line.												

Band 7 - 6525~6875MHz

WIFI 802.11a (Harmonic @ 3m)

WIFI Ant.	Note	Frequency	Level	Margin	Limit Line	Read Level	Antenna Factor	Path Loss	Preamp Factor	Ant Pos	Table Pos	Peak Avg.	Pol.
6+7		(MHz)	(dBμV/m)	(dB)	(dBμV/m)	(dBμV)	(dB/m)	(dB)	(dB)	(cm)	(deg)	(P/A)	(H/V)
802.11a CH 117 6535MHz		13070	51.57	-36.63	88.2	33.85	39.73	20.96	42.97	-	-	P	H
		19605	36.87	-37.13	74	37.89	38	16.14	55.16	-	-	P	H
													H
													H
													H
													H
													H
													H
													H
													H
													H
													H
		13070	51.65	-36.55	88.2	33.93	39.73	20.96	42.97	-	-	P	V
		19605	36.48	-37.52	74	37.5	38	16.14	55.16	-	-	P	V
													V
													V
													V
													V
													V
													V
													V
													V
													V
													V

WIFI Ant. 6+7	Note	Frequency (MHz)	Level (dBµV/m)	Margin (dB)	Limit Line (dBµV/m)	Read Level (dBµV)	Antenna Factor (dB/m)	Path Loss (dB)	Preamp Factor (dB)	Ant Pos (cm)	Table Pos (deg)	Peak Avg. (P/A)	Pol. (H/V)
802.11a CH 149 6695MHz		13390	52.39	-21.61	74	34.13	40.16	21.23	43.13	300	129	P	H
		13390	42.54	-11.46	54	24.28	40.16	21.23	43.13	300	129	A	H
		20085	42.32	-31.68	74	42.75	38.1	16.47	55	150	317	P	H
		20085	32.42	-21.58	54	32.85	38.1	16.47	55	150	317	A	H
		26780	49.89	-38.31	88.2	42.03	40.54	20.83	53.51	150	276	P	H
		26780	43.19	-25.01	68.2	35.33	40.54	20.83	53.51	150	276	A	H
													H
													H
													H
													H
													H
													H
		13390	53.69	-20.31	74	35.43	40.16	21.23	43.13	400	183	P	V
		13390	42.6	-11.4	54	24.34	40.16	21.23	43.13	400	183	A	V
		20085	42.62	-31.38	74	43.05	38.1	16.47	55	150	355	P	V
		20085	33.07	-20.93	54	33.5	38.1	16.47	55	150	355	A	V
		26780	47.76	-40.44	88.2	39.9	40.54	20.83	53.51	150	7	P	V
		26780	42.11	-26.09	68.2	34.25	40.54	20.83	53.51	150	7	A	V
													V
													V
													V
													V
													V
													V

WIFI Ant. 6+7	Note	Frequency (MHz)	Level (dBµV/m)	Margin (dB)	Limit Line (dBµV/m)	Read Level (dBµV)	Antenna Factor (dB/m)	Path Loss (dB)	Preamp Factor (dB)	Ant Pos (cm)	Table Pos (deg)	Peak Avg. (P/A)	Pol. (H/V)
802.11a CH 185 6875MHz		13750	53.15	-35.05	88.2	35.41	39.75	21.53	43.54	-	-	P	H
		20625	46.19	-27.81	74	46.29	38	16.87	54.97	150	293	P	H
		20625	35.93	-18.07	54	36.03	38	16.87	54.97	150	293	A	H
		27500	47.88	-40.32	88.2	40.77	39.6	21.31	53.8	150	274	P	H
		27500	42.31	-25.89	68.2	35.2	39.6	21.31	53.8	150	274	A	H
													H
													H
													H
													H
													H
													H
													H
		13750	51.71	-36.49	88.2	33.97	39.75	21.53	43.54	-	-	P	V
		20625	46.86	-27.14	74	46.96	38	16.87	54.97	150	357	P	V
		20625	36.65	-17.35	54	36.75	38	16.87	54.97	150	357	A	V
		27500	47.56	-40.64	88.2	40.45	39.6	21.31	53.8	150	5	P	V
		27500	42.42	-25.78	68.2	35.31	39.6	21.31	53.8	150	5	A	V
													V
													V
													V
													V
													V
													V
													V

Remark

1. No other spurious found.
2. All results are PASS against Peak and Average limit line.
3. The emission position marked as "-" means no suspected emission found with sufficient margin against limit line or noise floor only.

Band 7 - 6525~6875MHz

WIFI 802.11ax HE20 Full (Harmonic @ 3m)

WIFI Ant. 6+7	Note	Frequency (MHz)	Level (dBμV/m)	Margin (dB)	Limit Line (dBμV/m)	Read Level (dBμV)	Antenna Factor (dB/m)	Path Loss (dB)	Preamp Factor (dB)	Ant Pos (cm)	Table Pos (deg)	Peak Avg. (P/A)	Pol. (H/V)
		13070	51.79	-36.41	88.2	34.07	39.73	20.96	42.97	-	-	P	H
		19605	36.84	-37.16	74	37.86	38	16.14	55.16	-	-	P	H
													H
													H
													H
													H
													H
													H
													H
													H
802.11ax													H
HE20 Full													H
CH 117		13070	51.87	-36.33	88.2	34.15	39.73	20.96	42.97	-	-	P	V
6535MHz		19605	36.33	-37.67	74	37.35	38	16.14	55.16	-	-	P	V
													V
													V
													V
													V
													V
													V
													V
													V
													V
													V

WIFI Ant. 6+7	Note	Frequency (MHz)	Level (dBµV/m)	Margin (dB)	Limit Line (dBµV/m)	Read Level (dBµV)	Antenna Factor (dB/m)	Path Loss (dB)	Preamp Factor (dB)	Ant Pos (cm)	Table Pos (deg)	Peak Avg. (P/A)	Pol. (H/V)
		13390	52.89	-21.11	74	34.63	40.16	21.23	43.13	400	100	P	H
		13390	42.48	-11.52	54	24.22	40.16	21.23	43.13	400	100	A	H
		20085	36.78	-37.22	74	37.21	38.1	16.47	55	-	-	P	H
													H
													H
													H
													H
													H
													H
													H
802.11ax													H
HE20 Full													H
CH 149		13390	52.57	-21.43	74	34.31	40.16	21.23	43.13	300	310	P	V
6695MHz		13390	42.47	-11.53	54	24.21	40.16	21.23	43.13	300	310	A	V
		20085	37.32	-36.68	74	37.75	38.1	16.47	55	-	-	P	V
													V
													V
													V
													V
													V
													V
													V
													V
													V

WIFI Ant. 6+7	Note	Frequency (MHz)	Level (dBµV/m)	Margin (dB)	Limit Line (dBµV/m)	Read Level (dBµV)	Antenna Factor (dB/m)	Path Loss (dB)	Preamp Factor (dB)	Ant Pos (cm)	Table Pos (deg)	Peak Avg. (P/A)	Pol. (H/V)
		13750	52.07	-36.13	88.2	34.33	39.75	21.53	43.54	-	-	P	H
		20625	38.12	-35.88	74	38.22	38	16.87	54.97	-	-	P	H
													H
													H
													H
													H
													H
													H
													H
													H
i802.11ax													H
HE20 Full													H
CH 185		13750	51.52	-36.68	88.2	33.78	39.75	21.53	43.54	-	-	P	V
6875MHz		20625	37.28	-36.72	74	37.38	38	16.87	54.97	-	-	P	V
													V
													V
													V
													V
													V
													V
													V
													V
													V
													V
Remark	1. No other spurious found. 2. All results are PASS against Peak and Average limit line. 3. The emission position marked as "-" means no suspected emission found with sufficient margin against limit line or noise floor only.												

Band 7 - 6525~6875MHz

WIFI 802.11ax HE40 Full (Harmonic @ 3m)

WIFI Ant. 6+7	Note	Frequency (MHz)	Level (dBμV/m)	Margin (dB)	Limit Line (dBμV/m)	Read Level (dBμV)	Antenna Factor (dB/m)	Path Loss (dB)	Preamp Factor (dB)	Ant Pos (cm)	Table Pos (deg)	Peak Avg. (P/A)	Pol. (H/V)
		13130	51.27	-36.93	88.2	33.5	39.76	21.01	43	-	-	P	H
		19695	36.65	-37.35	74	37.39	38.18	16.2	55.12	-	-	P	H
													H
													H
													H
													H
													H
													H
													H
													H
802.11ax													H
HE40 Full													H
CH 123		13130	51.78	-36.42	88.2	34.01	39.76	21.01	43	-	-	P	V
6565MHz		19695	36.43	-37.57	74	37.17	38.18	16.2	55.12	-	-	P	V
													V
													V
													V
													V
													V
													V
													V
													V
													V
													V

WIFI Ant. 6+7	Note	Frequency (MHz)	Level (dBµV/m)	Margin (dB)	Limit Line (dBµV/m)	Read Level (dBµV)	Antenna Factor (dB/m)	Path Loss (dB)	Preamp Factor (dB)	Ant Pos (cm)	Table Pos (deg)	Peak Avg. (P/A)	Pol. (H/V)
		13370	52.63	-21.37	74	34.45	40.08	21.22	43.12	400	321	P	H
		13370	42.63	-11.37	54	24.45	40.08	21.22	43.12	400	321	A	H
		20055	37.28	-36.72	74	37.73	38.1	16.45	55	-	-	P	H
													H
													H
													H
													H
													H
													H
													H
802.11ax													H
HE40 Full													H
CH 147		13370	52.71	-21.29	74	34.53	40.08	21.22	43.12	300	157	P	V
6685MHz		13370	42.66	-11.34	54	24.48	40.08	21.22	43.12	300	157	A	V
		20055	36.93	-37.07	74	37.38	38.1	16.45	55	-	-	P	V
													V
													V
													V
													V
													V
													V
													V
													V
													V

WIFI Ant. 6+7	Note	Frequency (MHz)	Level (dBμV/m)	Margin (dB)	Limit Line (dBμV/m)	Read Level (dBμV)	Antenna Factor (dB/m)	Path Loss (dB)	Preamp Factor (dB)	Ant Pos (cm)	Table Pos (deg)	Peak Avg. (P/A)	Pol. (H/V)
		13770	51.85	-36.35	88.2	34.13	39.73	21.56	43.57	-	-	P	H
		20655	36.79	-37.21	74	36.86	38.01	16.89	54.97	-	-	P	H
													H
													H
													H
													H
													H
													H
													H
													H
802.11ax													H
HE40 Full													H
CH 187		13770	53.26	-34.94	88.2	35.54	39.73	21.56	43.57	-	-	P	V
6885MHz		20655	36.59	-37.41	74	36.66	38.01	16.89	54.97	-	-	P	V
													V
													V
													V
													V
													V
													V
													V
													V
													V
													V

Remark

1. No other spurious found.
2. All results are PASS against Peak and Average limit line.
3. The emission position marked as "-" means no suspected emission found with sufficient margin against limit line or noise floor only.

Band 7 - 6525~6875MHz

WIFI 802.11ax HE80 Full (Harmonic @ 3m)

WIFI Ant. 6+7	Note	Frequency (MHz)	Level (dBμV/m)	Margin (dB)	Limit Line (dBμV/m)	Read Level (dBμV)	Antenna Factor (dB/m)	Path Loss (dB)	Preamp Factor (dB)	Ant Pos (cm)	Table Pos (deg)	Peak Avg. (P/A)	Pol. (H/V)
		13250	53.18	-20.82	74	35.28	39.85	21.11	43.06	300	278	P	H
		13250	42.53	-11.47	54	24.63	39.85	21.11	43.06	300	278	A	H
		19875	36.57	-37.43	74	37.34	37.95	16.33	55.05	-	-	P	H
													H
													H
													H
													H
													H
													H
													H
802.11ax													H
HE80 Full													H
CH 135		13250	52.92	-21.08	74	35.02	39.85	21.11	43.06	300	135	P	V
6625MHz		13250	42.52	-11.48	54	24.62	39.85	21.11	43.06	300	135	A	V
		19875	35.96	-38.04	74	36.73	37.95	16.33	55.05	-	-	P	V
													V
													V
													V
													V
													V
													V
													V
													V
													V

WIFI Ant. 6+7	Note	Frequency (MHz)	Level (dBµV/m)	Margin (dB)	Limit Line (dBµV/m)	Read Level (dBµV)	Antenna Factor (dB/m)	Path Loss (dB)	Preamp Factor (dB)	Ant Pos (cm)	Table Pos (deg)	Peak Avg. (P/A)	Pol. (H/V)
		13410	51.62	-36.58	88.2	33.33	40.19	21.25	43.15	-	-	P	H
		20115	36.79	-37.21	74	37.26	38.04	16.49	55	-	-	P	H
													H
													H
													H
													H
													H
													H
													H
													H
802.11ax													H
HE80 Full													H
CH 151		13410	51.89	-36.31	88.2	33.6	40.19	21.25	43.15	-	-	P	V
6705MHz		20115	37.2	-36.8	74	37.67	38.04	16.49	55	-	-	P	V
													V
													V
													V
													V
													V
													V
													V
													V
													V
													V

WIFI Ant. 6+7	Note	Frequency (MHz)	Level (dBµV/m)	Margin (dB)	Limit Line (dBµV/m)	Read Level (dBµV)	Antenna Factor (dB/m)	Path Loss (dB)	Preamp Factor (dB)	Ant Pos (cm)	Table Pos (deg)	Peak Avg. (P/A)	Pol. (H/V)
		13730	51.89	-36.31	88.2	34.11	39.77	21.52	43.51	-	-	P	H
		20595	38.62	-35.38	74	38.76	38	16.84	54.98	-	-	P	H
													H
													H
													H
													H
													H
													H
													H
													H
802.11ax													H
HE80 Full													H
CH 183		13730	52	-36.2	88.2	34.22	39.77	21.52	43.51	-	-	P	V
6865MHz		20592	37.5	-36.5	74	37.64	38	16.84	54.98	-	-	P	V
													V
													V
													V
													V
													V
													V
													V
													V
													V
													V

Remark

1. No other spurious found.
2. All results are PASS against Peak and Average limit line.
3. The emission position marked as "-" means no suspected emission found with sufficient margin against limit line or noise floor only.

Band 7 - 6525~6875MHz

WIFI 802.11ax HE160 Full (Harmonic @ 3m)

WIFI Ant. 6+7	Note	Frequency (MHz)	Level (dBµV/m)	Margin (dB)	Limit Line (dBµV/m)	Read Level (dBµV)	Antenna Factor (dB/m)	Path Loss (dB)	Preamp Factor (dB)	Ant Pos (cm)	Table Pos (deg)	Peak Avg. (P/A)	Pol. (H/V)
		13330	52.78	-21.22	74	34.78	39.92	21.18	43.1	100	322	P	H
		13330	43.19	-10.81	54	25.19	39.92	21.18	43.1	100	322	A	H
		19995	36.39	-37.61	74	37.37	37.61	16.41	55	-	-	P	H
													H
													H
													H
													H
													H
													H
													H
802.11ax													H
HE160 Full													H
CH 143		13330	52.62	-21.38	74	34.62	39.92	21.18	43.1	200	228	P	V
6665MHz		13330	43.1	-10.9	54	25.1	39.92	21.18	43.1	200	228	A	V
		19995	36.79	-37.21	74	37.77	37.61	16.41	55	-	-	P	V
													V
													V
													V
													V
													V
													V
													V
													V
													V

WIFI Ant. 6+7	Note	Frequency (MHz)	Level (dBµV/m)	Margin (dB)	Limit Line (dBµV/m)	Read Level (dBµV)	Antenna Factor (dB/m)	Path Loss (dB)	Preamp Factor (dB)	Ant Pos (cm)	Table Pos (deg)	Peak Avg. (P/A)	Pol. (H/V)
		13650	53.2	-35	88.2	35.19	39.95	21.46	43.4	-	-	P	H
		20475	37.52	-36.48	74	37.91	37.85	16.76	55	-	-	P	H
													H
													H
													H
													H
													H
													H
													H
													H
802.11ax													H
HE160 Full													H
CH 175		13650	53.18	-35.02	88.2	35.17	39.95	21.46	43.4	-	-	P	V
6825MHz		20475	36.77	-37.23	74	37.16	37.85	16.76	55	-	-	P	V
													V
													V
													V
													V
													V
													V
													V
													V
													V
													V

Remark

1. No other spurious found.
2. All results are PASS against Peak and Average limit line.
3. The emission position marked as "-" means no suspected emission found with sufficient margin against limit line or noise floor only.

Emission below 1GHz

WIFI 802.11ax HE80 Full (LF @ 3m)

WIFI Ant.	Note	Frequency	Level	Margin	Limit Line	Read Level	Antenna Factor	Path Loss	Preamp Factor	Ant Pos	Table Pos	Peak Avg.	Pol.
6+7		(MHz)	(dBμV/m)	(dB)	(dBμV/m)	(dBμV)	(dB/m)	(dB)	(dB)	(cm)	(deg)	(P/A)	(H/V)
802.11ax HE80 Full LF		31.53	25.18	-14.82	40	35.22	24.26	1.29	35.59	-	-	P	H
		75.56	22.64	-17.36	40	43.05	13.41	1.73	35.55	-	-	P	H
		133.7	29.93	-13.57	43.5	45.29	17.83	2.27	35.46	-	-	P	H
		272	31.47	-14.53	46	44.54	19	3.11	35.18	-	-	P	H
		471.2	29.16	-16.84	46	36.39	23.37	4.08	34.68	-	-	P	H
		952	35.26	-10.74	46	31.6	30.85	5.78	32.97	-	-	P	H
													H
													H
													H
													H
													H
													H
		52.27	32.91	-7.09	40	53.3	13.72	1.45	35.56	-	-	P	V
		91.03	29.25	-14.25	43.5	48.02	14.89	1.87	35.53	-	-	P	V
		143.56	24.9	-18.6	43.5	40.16	17.83	2.35	35.44	-	-	P	V
		252.8	26.78	-19.22	46	40.11	18.87	3.01	35.21	-	-	P	V
		857.6	34.16	-11.84	46	32.8	29.24	5.49	33.37	-	-	P	V
		957.6	36.65	-9.35	46	32.81	30.99	5.79	32.94	-	-	P	V
													V
													V
													V
													V
													V
													V
Remark	1. No other spurious found. 2. All results are PASS against limit line. 3. The emission position marked as “-” means no suspected emission found and emission level has at least 6dB margin against limit or emission is noise floor only.												

Note symbol

*	**Fundamental Frequency** which can be ignored. However, the level of any unwanted emissions shall not exceed the level of the fundamental frequency.
!	Test result is **Margin** line.
P/A	**P**eak or **A**verage
H/V	**H**orizontal or **V**ertical

A calculation example for radiated spurious emission is shown as below:

WIFI	Note	Frequency	Level	Margin	Limit	Read	Antenna	Path	Preamp	Ant	Table	Peak	Pol.
Ant.					Line	Level	Factor	Loss	Factor	Pos	Pos	Avg.	
6+7		(MHz)	(dBμV/m)	(dB)	(dBμV/m)	(dBμV)	(dB/m)	(dB)	(dB)	(cm)	(deg)	(P/A)	(H/V)
802.11a CH 01 5955MHz		5925	55.45	-32.75	88.2	54.51	32.22	4.58	35.86	103	308	P	H
		5925	43.54	-24.66	68.2	42.6	32.22	4.58	35.86	103	308	A	H

1. Path Loss(dB) = Cable loss(dB) + Filter loss(dB) + Attenuator loss(dB)
2. Level(dBμV/m) = Antenna Factor(dB/m) + Path Loss(dB) + Read Level(dBμV) - Preamp Factor(dB)
3. Margin (dB) = Level(dBμV/m) – Limit Line(dBμV/m)
4.

For Peak Limit @ 5925MHz:

1. Level(dBμV/m)

= Antenna Factor(dB/m) + Path Loss(dB) + Read Level(dBμV) - Preamp Factor(dB)

= 32.22(dB/m) + 4.58(dB) + 54.51(dBμV) – 35.86 (dB)

= 55.45 (dBμV/m)

2. Margin (dB)

= Level(dBμV/m) – Limit Line(dBμV/m)

= 55.45(dBμV/m) – 88.2(dBμV/m)

= -32.75(dB)

For Average Limit @ 5925MHz:

1. Level(dBμV/m)

= Antenna Factor(dB/m) + Path Loss(dB) + Read Level(dBμV) - Preamp Factor(dB)

= 32.22(dB/m) + 4.58(dB) + 42.6(dBμV) – 35.86 (dB)

= 43.54(dBμV/m)

2. Margin (dB) = Level(dBμV/m) – Limit Line(dBμV/m)

= 43.54 (dBμV/m) – 68.2(dBμV/m)

= -24.66(dB)

Both peak and average measured complies with the limit line, so test result is “PASS”.

Appendix D. Radiated Spurious Emission Plots

Test Engineer :	John Chuang, David Dai and Howard Huang	**Temperature :**	19.5~23.5°C
		Relative Humidity :	64.9~70.7%

Band 5 - 5925~6425MHz

WIFI 802.11a (Band Edge @ 3m)

WIFI	Band 5 5925~6425MHz Band Edge @ 3m	
ANT	802.11a CH01 5955MHz	
6+7	Horizontal	Fundamental
Peak	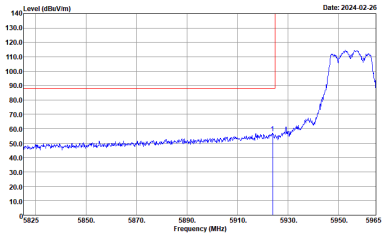	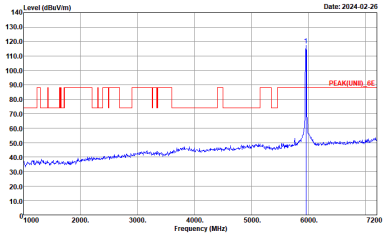
Avg.	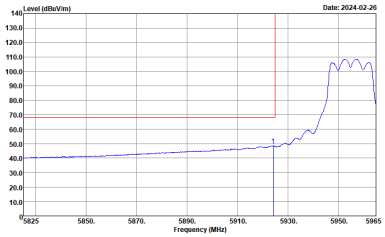	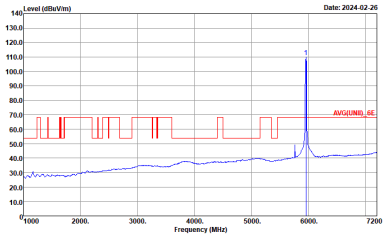

WIFI	Band 5 5925~6425MHz Band Edge @ 3m	
ANT	802.11a CH01 5955MHz	
6+7	Vertical	Fundamental
Peak	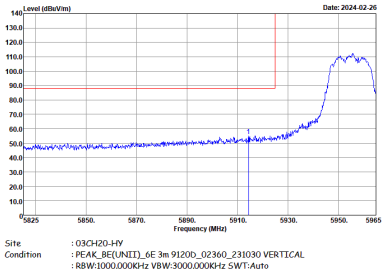	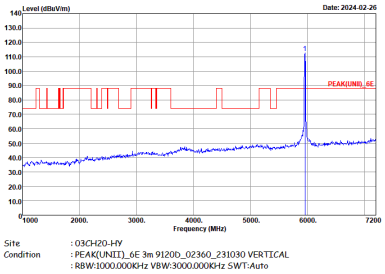
Avg.	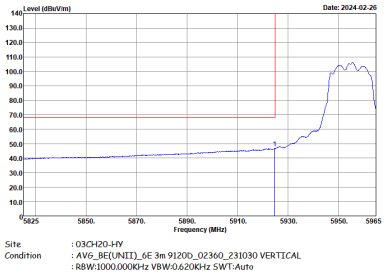	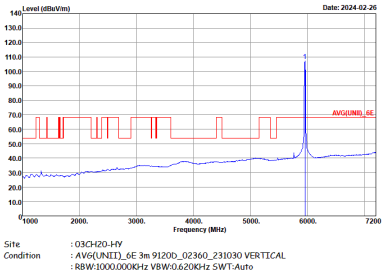

Band 5 5925~6425MHz
WIFI 802.11ax HE20 Full (Band Edge @ 3m)

WIFI	Band 5 5925~6425MHz Band Edge @ 3m	
ANT	802.11ax HE20 Full CH01 5955MHz	
6+7	Horizontal	Fundamental
Peak	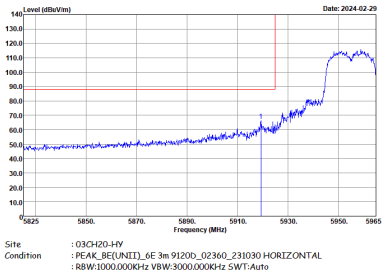	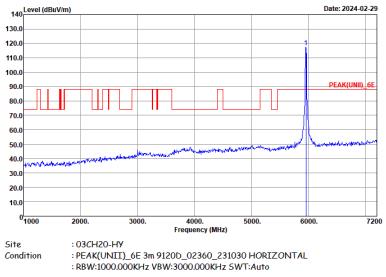
Avg.	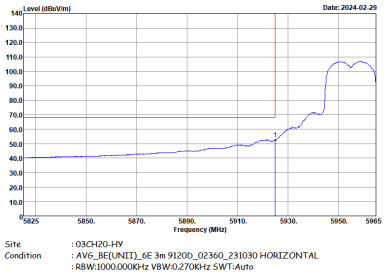	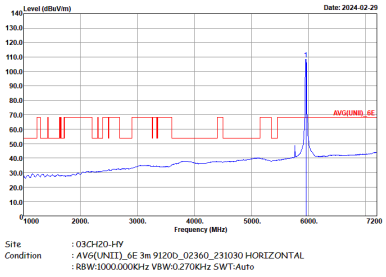

WIFI	Band 5 5925~6425MHz Band Edge @ 3m	
ANT	802.11ax HE20 Full CH01 5955MHz	
6+7	Vertical	Fundamental
Peak	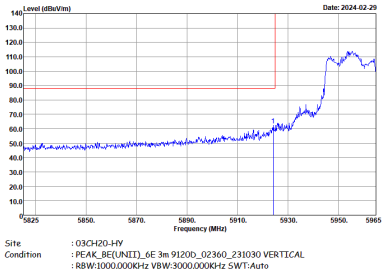	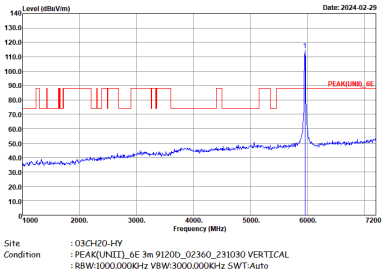
Avg.	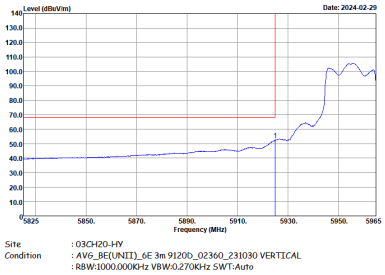	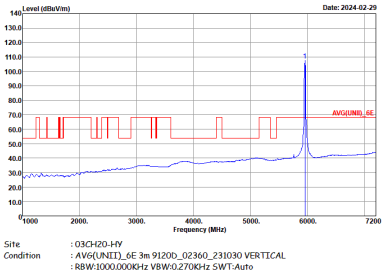

Band 5 5925~6425MHz

WIFI 802.11ax HE20 Partial 106 (Band Edge @ 3m)

WIFI	Band 5 5925~6425MHz Band Edge @ 3m	
ANT	802.11ax HE20 Partial 106/53 CH01 5955MHz	
6+7	Horizontal	Fundamental
Peak	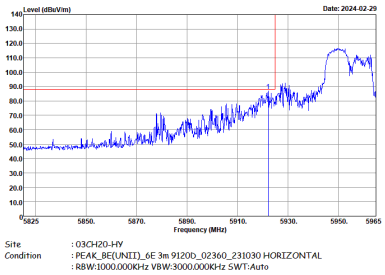	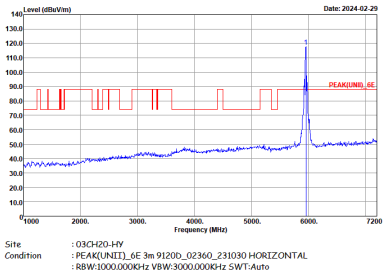
Avg.	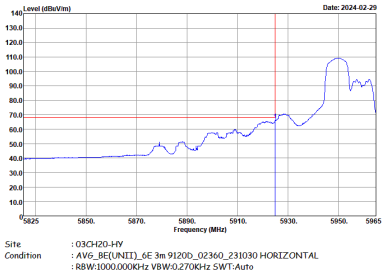	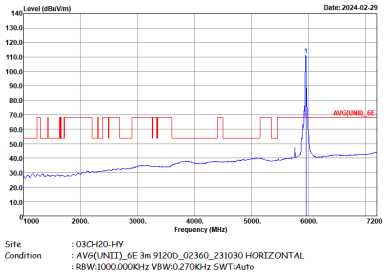

WIFI	Band 5 5925~6425MHz Band Edge @ 3m	
ANT	802.11ax HE20 Partial 106/53 CH01 5955MHz	
6+7	Vertical	Fundamental
Peak	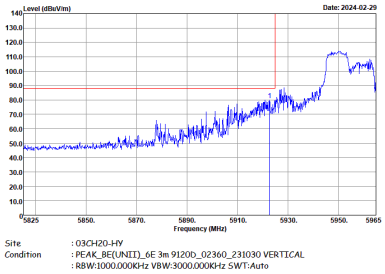	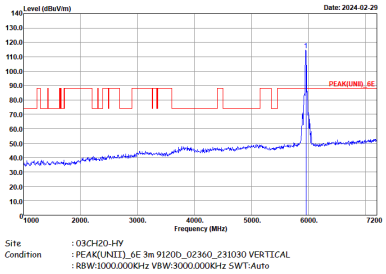
Avg.	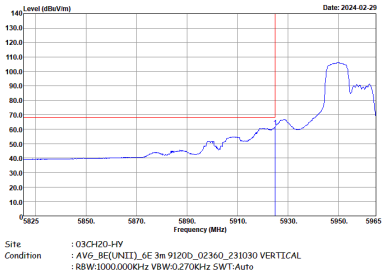	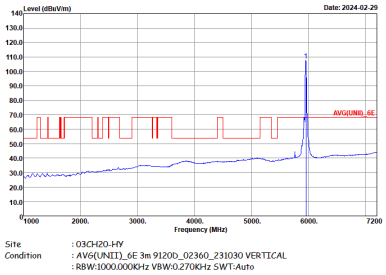

Band 5 5925~6425MHz
WIFI 802.11ax HE40 Full (Band Edge @ 3m)

WIFI	Band 5 5925~6425MHz Band Edge @ 3m	
ANT	802.11ax HE40 Full CH03 5965MHz	
6+7	Horizontal	Fundamental
Peak	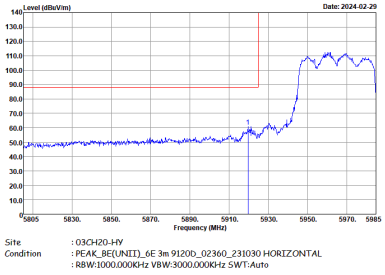	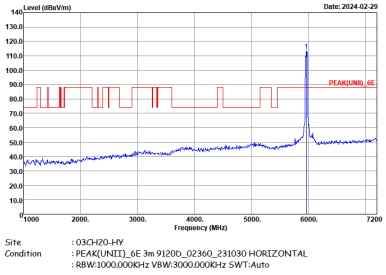
Avg.	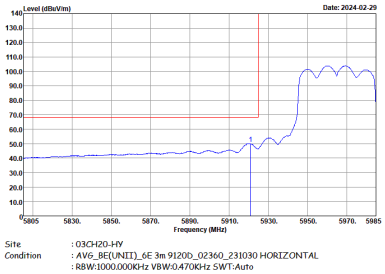	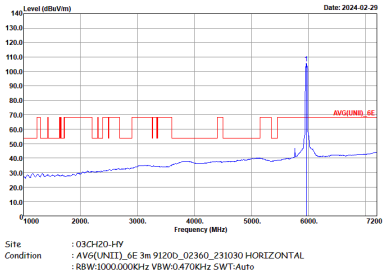

WIFI	Band 5 5925~6425MHz Band Edge @ 3m	
ANT	802.11ax HE40 Full CH03 5965MHz	
6+7	Vertical	Fundamental
Peak	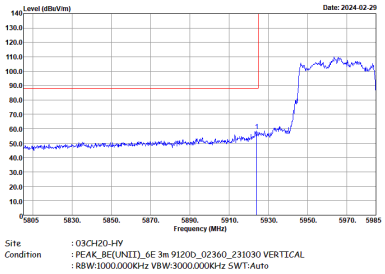	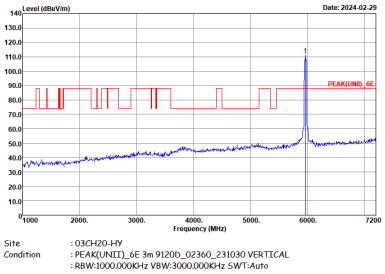
Avg.	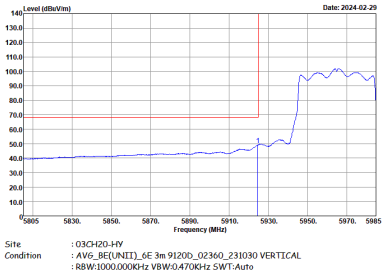	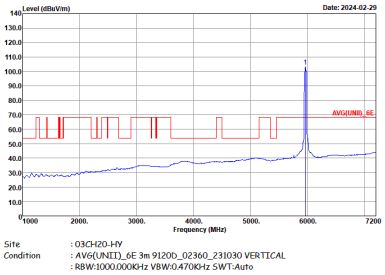

Band 5 5925~6425MHz

WIFI 802.11ax HE40 Partial 242 (Band Edge @ 3m)

WIFI	Band 5 5925~6425MHz Band Edge @ 3m	
ANT	802.11ax HE40 Partial 242/61 CH03 5965MHz	
6+7	Horizontal	Fundamental
Peak	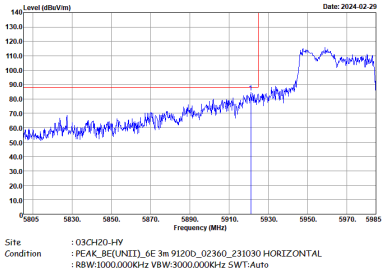	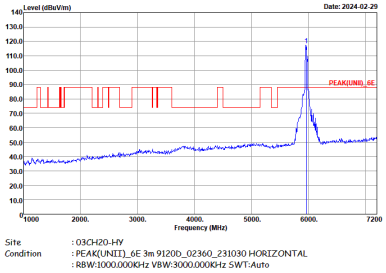
Avg.	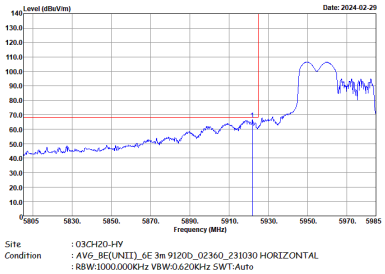	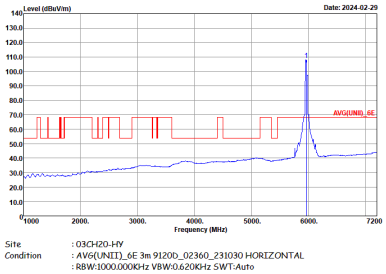

WIFI	Band 5 5925~6425MHz Band Edge @ 3m	
ANT	802.11ax HE40 Partial 242/61 CH03 5965MHz	
6+7	Vertical	Fundamental
Peak	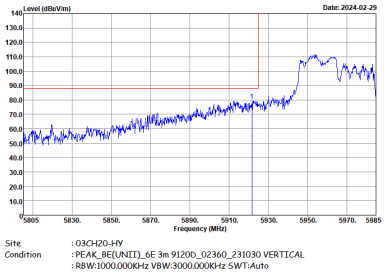	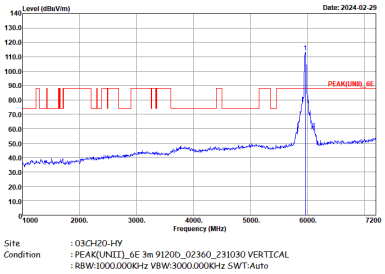
Avg.	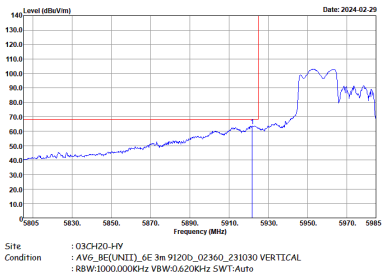	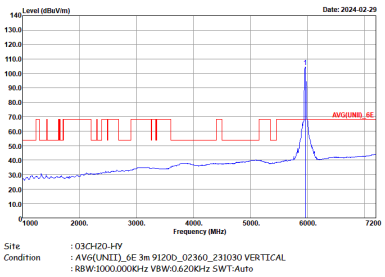

Band 5 5925~6425MHz
WIFI 802.11ax HE80 Full (Band Edge @ 3m)

WIFI	Band 5 5925~6425MHz Band Edge @ 3m	
ANT	802.11ax HE80 Full CH07 5985MHz	
6+7	Horizontal	Fundamental
Peak	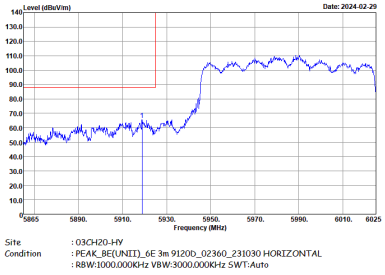	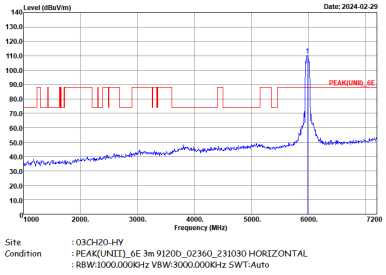
Avg.	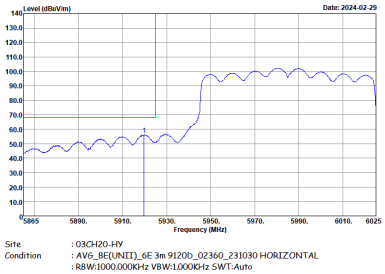	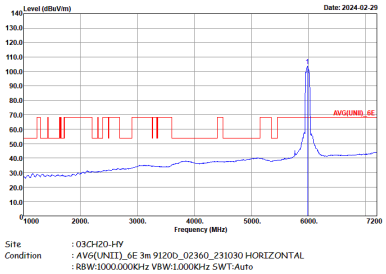

WIFI	Band 5 5925~6425MHz Band Edge @ 3m	
ANT	802.11ax HE80 Full CH07 5985MHz	
6+7	Vertical	Fundamental
Peak	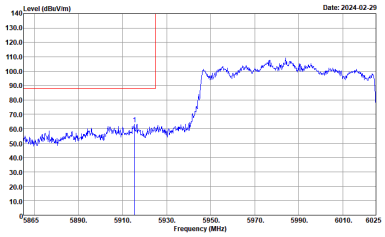	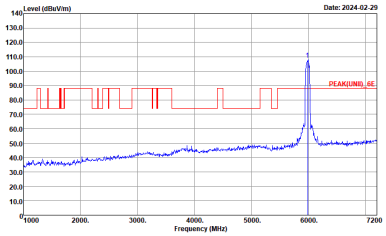
Avg.	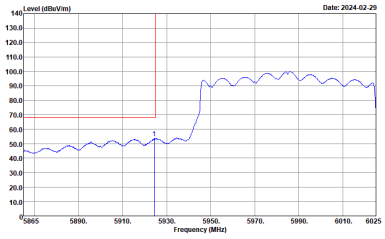	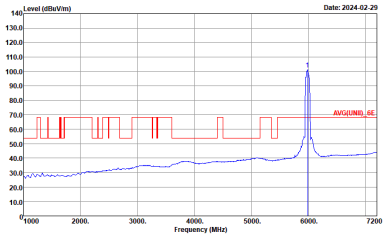

Band 5 5925~6425MHz

WIFI 802.11ax HE80 Partial 484 (Band Edge @ 3m)

WIFI	Band 5 5925~6425MHz Band Edge @ 3m	
ANT	802.11ax HE80 Partial 484/65 CH07 5985MHz	
6+7	Horizontal	Fundamental
Peak	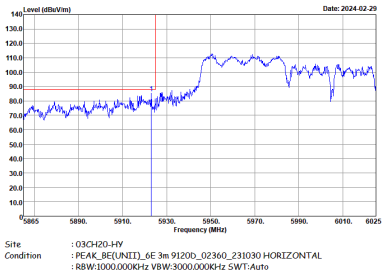	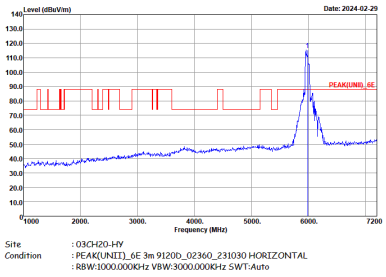
Avg.	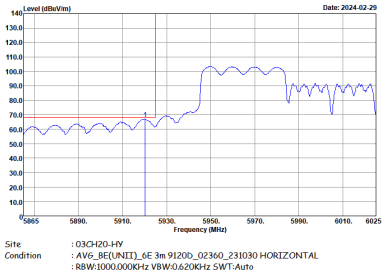	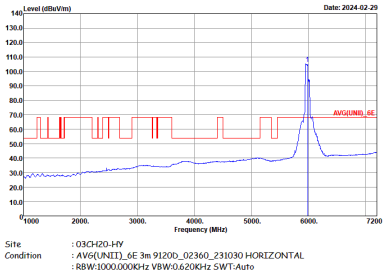

WIFI	Band 5 5925~6425MHz Band Edge @ 3m	
ANT	802.11ax HE80 Partial 484/65 CH07 5985MHz	
6+7	Vertical	Fundamental
Peak	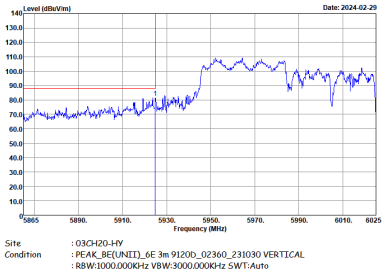	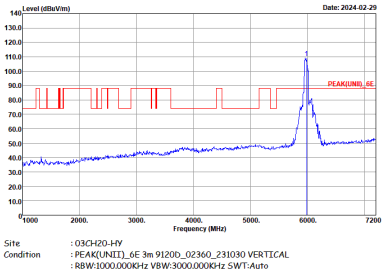
Avg.	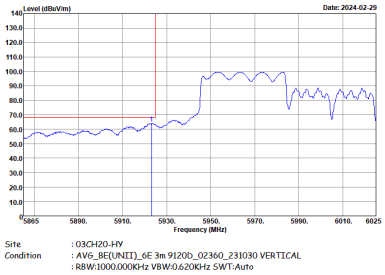	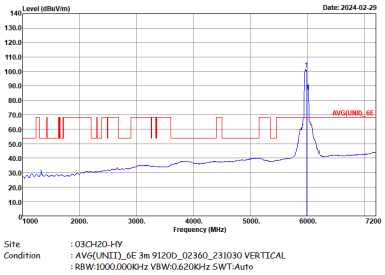

Band 5 5925~6425MHz
WIFI 802.11ax HE160 Full (Band Edge @ 3m)

WIFI	Band 5 5925~6425MHz Band Edge @ 3m	
ANT	802.11ax HE160 Full CH15 6025MHz	
6+7	Horizontal	Fundamental
Peak	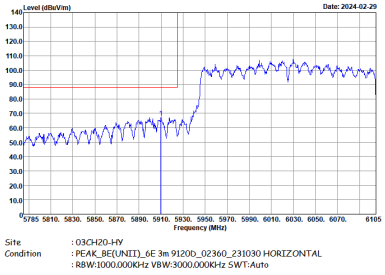	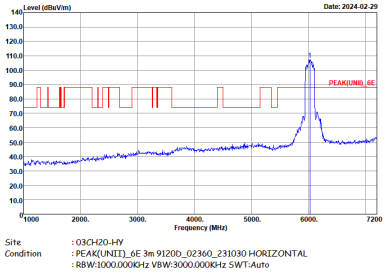
Avg.	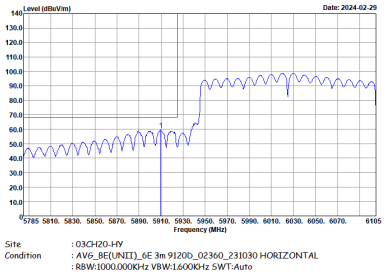	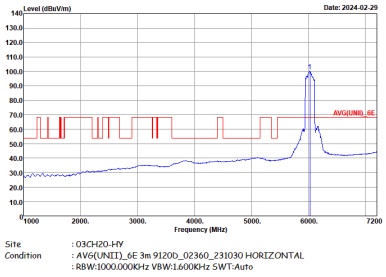

WIFI	Band 5 5925~6425MHz Band Edge @ 3m	
ANT	802.11ax HE160 Full CH15 6025MHz	
6+7	Vertical	Fundamental
Peak	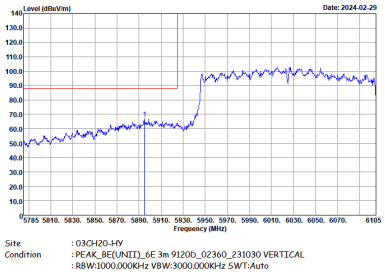	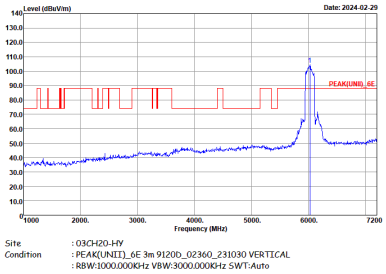
Avg.	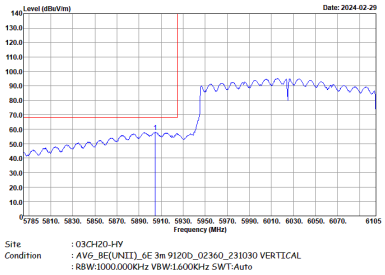	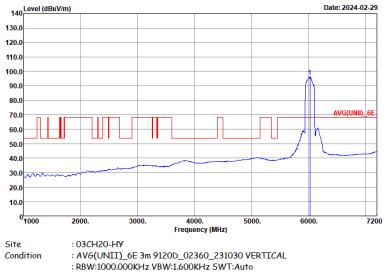

Band 5 5925~6425MHz

WIFI 802.11ax HE160 Partial 996 (Band Edge @ 3m)

WIFI	Band 5 5925~6425MHz Band Edge @ 3m	
ANT	802.11ax HE160 Partial 996/67 CH15 6025MHz	
6+7	Horizontal	Fundamental
Peak	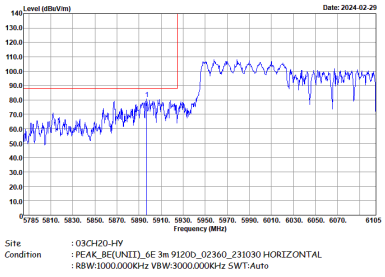	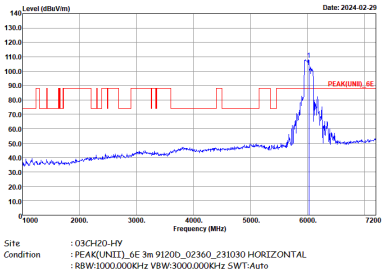
Avg.	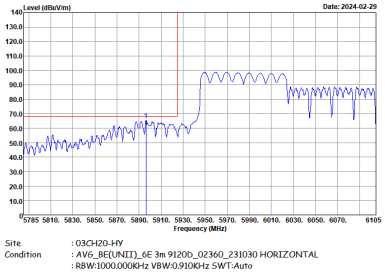	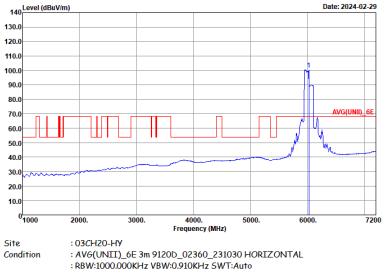

WIFI	Band 5 5925~6425MHz Band Edge @ 3m	
ANT	802.11ax HE160 Partial 996/67 CH15 6025MHz	
6+7	Vertical	Fundamental
Peak	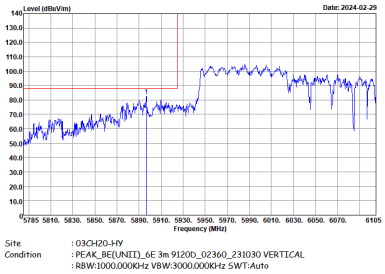	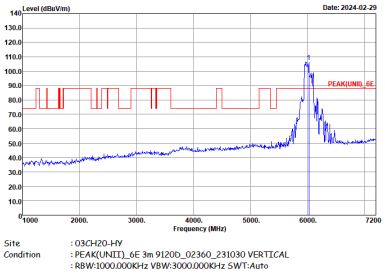
Avg.	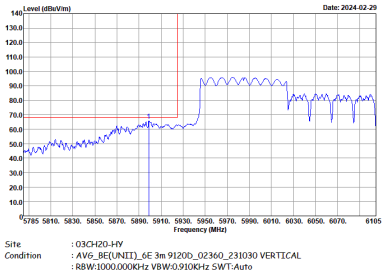	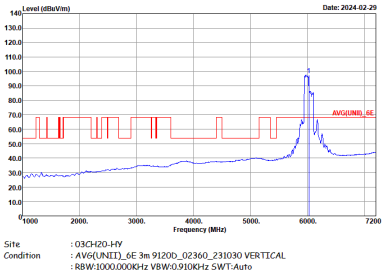

Band 5 - 5925~6425MHz

WIFI 802.11a (Harmonic @ 3m)

WIFI	Band 5 5925~6425MHz Harmonic @ 3m	
ANT	802.11a CH01 5955MHz	
6+7	Horizontal	Vertical
Peak Avg.	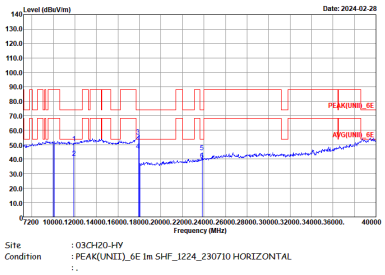	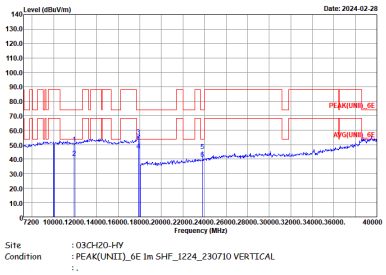

WIFI	Band 5 5925~6425MHz Harmonic @ 3m	
ANT	802.11a CH49 6195MHz	
6+7	Horizontal	Vertical
Peak Avg.	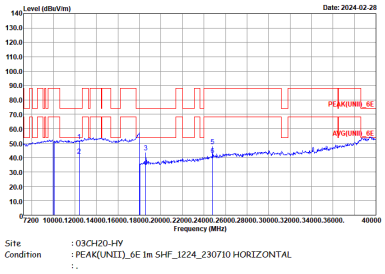	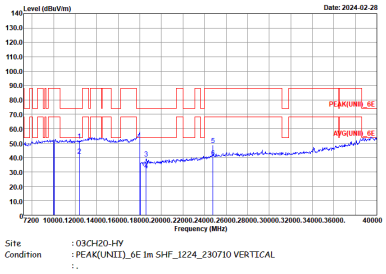

WIFI	Band 5 5925~6425MHz Harmonic @ 3m	
ANT	802.11a CH93 6415MHz	
6+7	Horizontal	Vertical
Peak Avg.	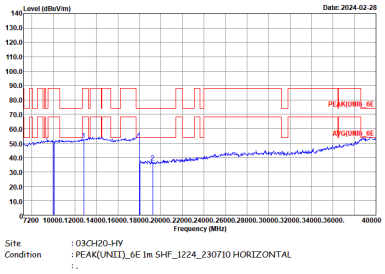	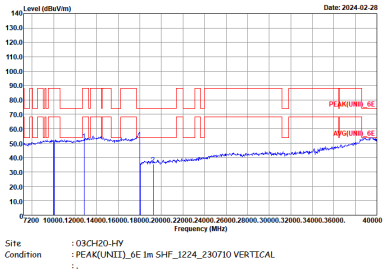

Band 5 5925~6425MHz

WIFI 802.11ax HE20 Full (Harmonic @ 3m)

WIFI	Band 5 5925~6425MHz Harmonic @ 3m	
ANT	802.11ax HE20 Full CH01 5955MHz	
6+7	Horizontal	Vertical
Peak Avg.	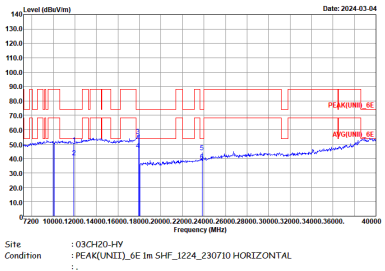	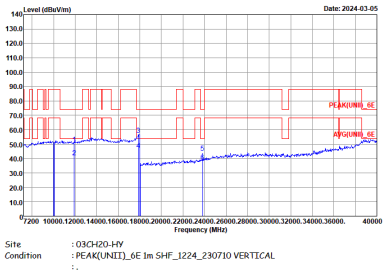

WIFI	Band 5 5925~6425MHz Harmonic @ 3m	
ANT	802.11ax HE20 Full CH49 6195MHz	
6+7	Horizontal	Vertical
Peak Avg.	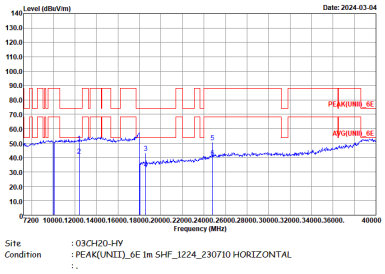 	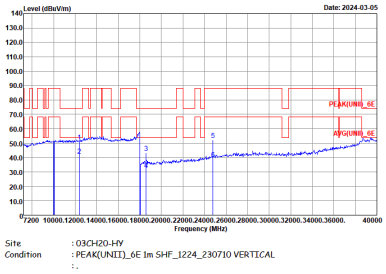

WIFI	Band 5 5925~6425MHz Harmonic @ 3m	
ANT	802.11ax HE20 Full CH93 6415MHz	
6+7	Horizontal	Vertical
Peak Avg.	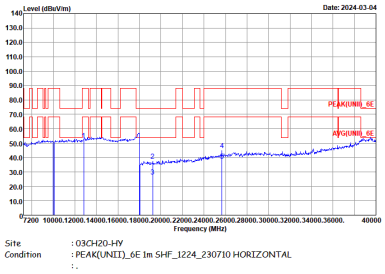	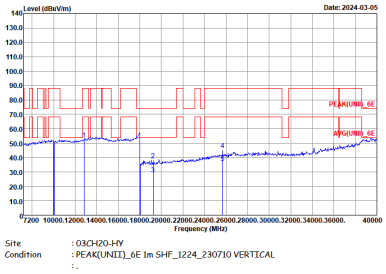

Band 5 5925~6425MHz

WIFI 802.11ax HE40 Full (Harmonic @ 3m)

WIFI	Band 5 5925~6425MHz Harmonic @ 3m	
ANT	802.11ax HE40 Full CH03 5965MHz	
6+7	Horizontal	Vertical
Peak Avg.	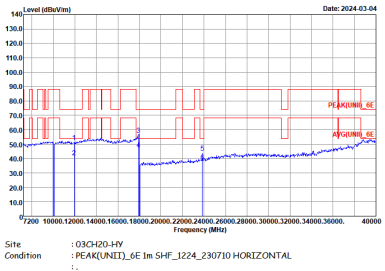	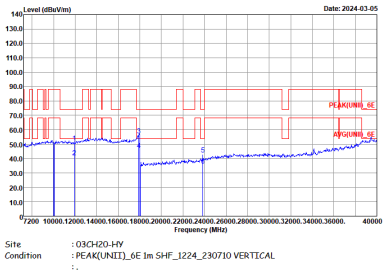

WIFI	Band 5 5925~6425MHz Harmonic @ 3m	
ANT	802.11ax HE40 Full CH51 6205MHz	
6+7	Horizontal	Vertical
Peak Avg.	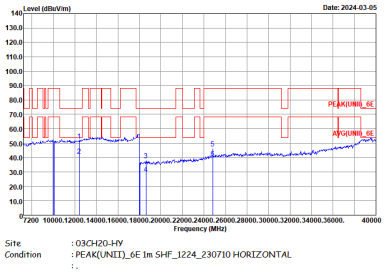	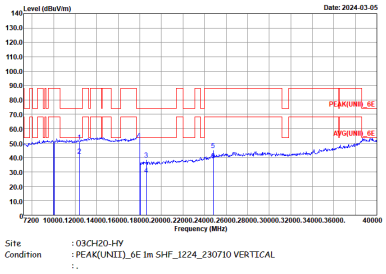

WIFI	Band 5 5925~6425MHz Harmonic @ 3m	
ANT	802.11ax HE40 Full CH91 6405MHz	
6+7	Horizontal	Vertical
Peak Avg.	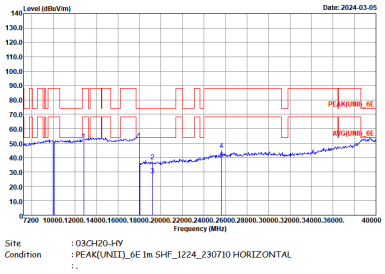	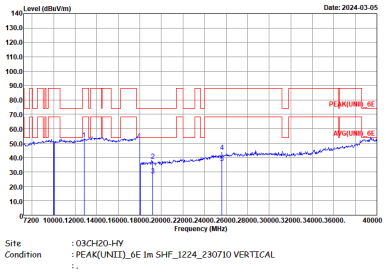

Band 5 5925~6425MHz

WIFI 802.11ax HE80 Full (Harmonic @ 3m)

WIFI	Band 5 5925~6425MHz Harmonic @ 3m	
ANT	802.11ax HE80 Full CH07 5985MHz	
6+7	Horizontal	Vertical
Peak Avg.	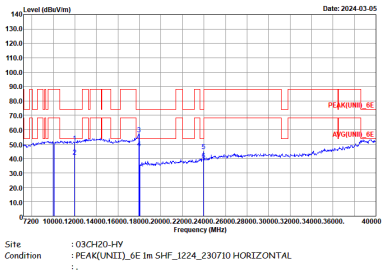	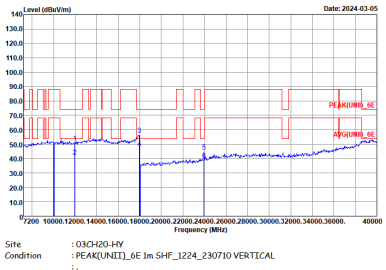

WIFI	Band 5 5925~6425MHz Harmonic @ 3m	
ANT	802.11ax HE80 Full CH55 6225MHz	
6+7	Horizontal	Vertical
Peak Avg.	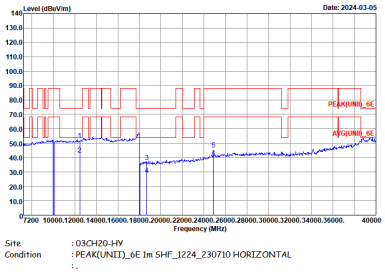 Site : 03CH20-HY Condition : PEAK(UNII)_6E 1m SHF_1224_230710 HORIZONTAL : .	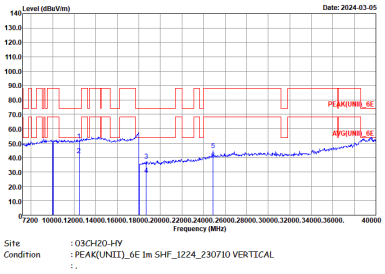 Site : 03CH20-HY Condition : PEAK(UNII)_6E 1m SHF_1224_230710 VERTICAL : .

WIFI	Band 5 5925~6425MHz Harmonic @ 3m	
ANT	802.11ax HE80 Full CH87 6385MHz	
6+7	Horizontal	Vertical
Peak Avg.	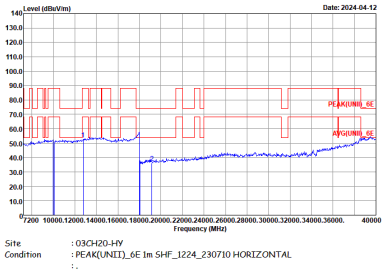	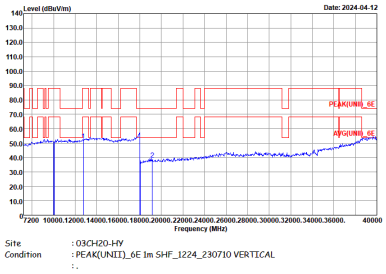

Band 5 5925~6425MHz

WIFI 802.11ax HE160 Full (Harmonic @ 3m)

WIFI	Band 5 5925~6425MHz Harmonic @ 3m	
ANT	802.11ax HE160 Full CH15 6025MHz	
6+7	Horizontal	Vertical
Peak Avg.	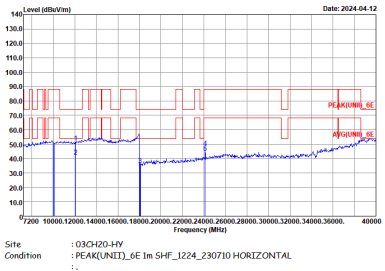	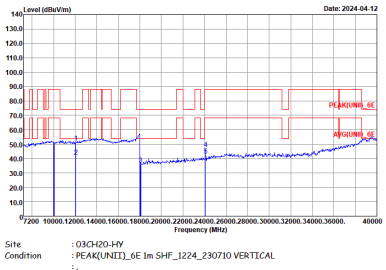

WIFI	Band 5 5925~6425MHz Harmonic @ 3m	
ANT	802.11ax HE160 Full CH47 6185MHz	
6+7	Horizontal	Vertical
Peak Avg.	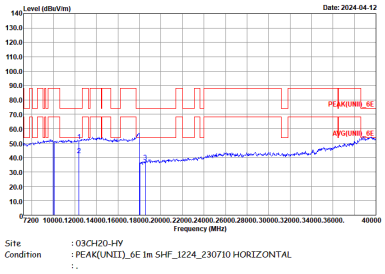	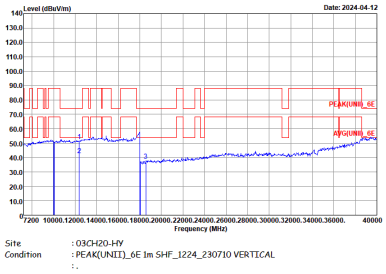

WIFI	Band 5 5925~6425MHz Harmonic @ 3m	
ANT	802.11ax HE160 Full CH79 6345MHz	
6+7	Horizontal	Vertical
Peak Avg.	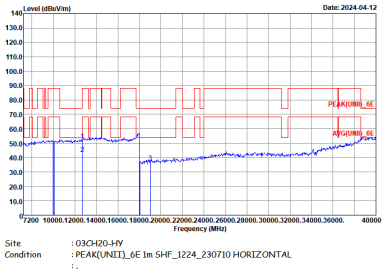	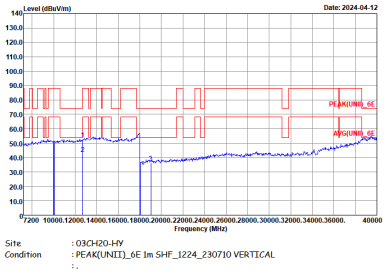

Band 7 - 6525~6875MHz

WIFI 802.11a (Harmonic @ 3m)

WIFI	Band 7 6525~6875MHz Harmonic @ 3m	
ANT	802.11a CH117 6535MHz	
6+7	Horizontal	Vertical
Peak Avg.	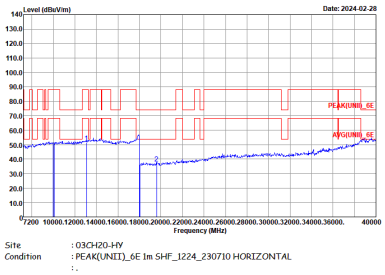	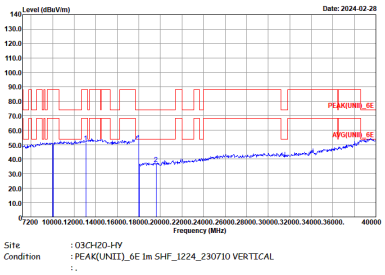

WIFI	Band 7 6525~6875MHz Harmonic @ 3m	
ANT	802.11a CH149 6695MHz	
6+7	Horizontal	Vertical
Peak Avg.	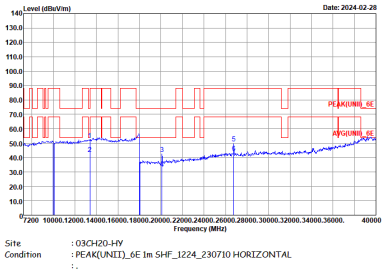	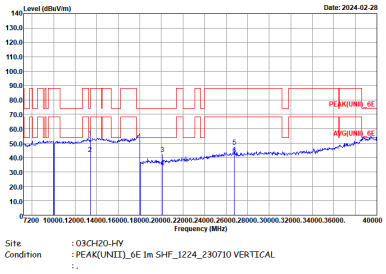

WIFI	Band 7 6525~6875MHz Harmonic @ 3m	
ANT	802.11a CH185 6875MHz	
6+7	Horizontal	Vertical
Peak Avg.	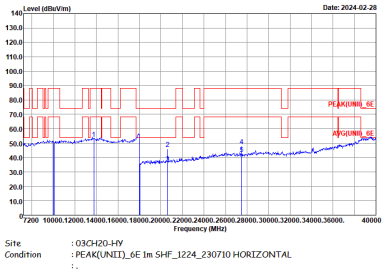	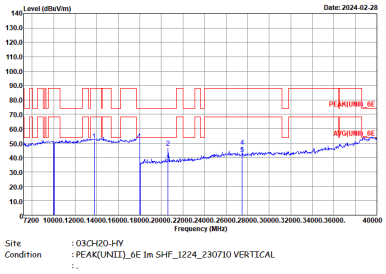

Band 7 6525~6875MHz

WIFI 802.11ax HE20 Full (Harmonic @ 3m)

WIFI	Band 7 6525~6875MHz Harmonic @ 3m	
ANT	802.11ax HE20 Full CH117 6535MHz	
6+7	Horizontal	Vertical
Peak Avg.	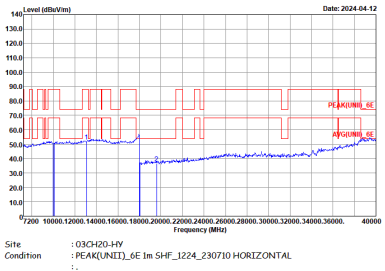	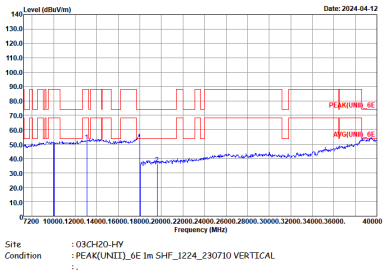

WIFI	Band 7 6525~6875MHz Harmonic @ 3m	
ANT	802.11ax HE20 Full CH149 6695MHz	
6+7	Horizontal	Vertical
Peak Avg.	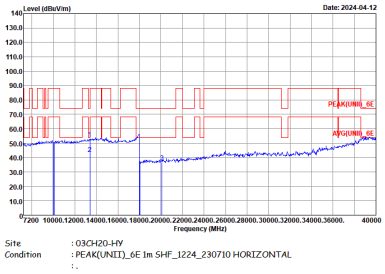	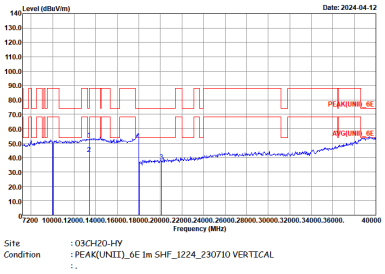

WIFI	Band 7 6525~6875MHz Harmonic @ 3m	
ANT	802.11ax HE20 Full CH185 6875MHz	
6+7	Horizontal	Vertical
Peak Avg.	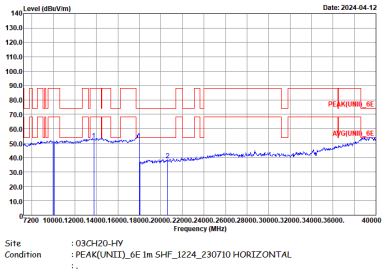	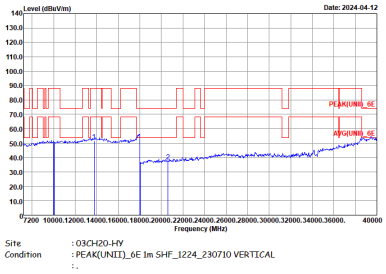

Band 7 6525~6875MHz

WIFI 802.11ax HE40 Full (Harmonic @ 3m)

WIFI	Band 7 6525~6875MHz Harmonic @ 3m	
ANT	802.11ax HE40 Full CH123 6565MHz	
6+7	Horizontal	Vertical
Peak Avg.	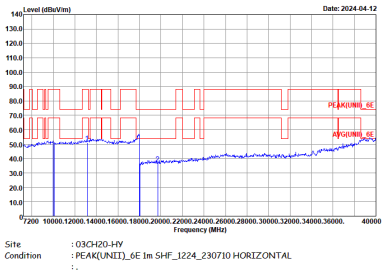	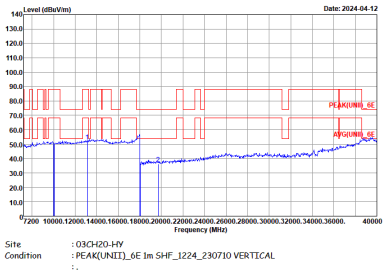

WIFI	Band 7 6525~6875MHz Harmonic @ 3m	
ANT	802.11ax HE40 Full CH147 6685MHz	
6+7	Horizontal	Vertical
Peak Avg.	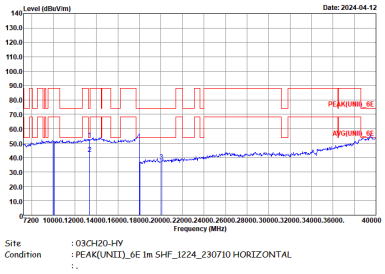	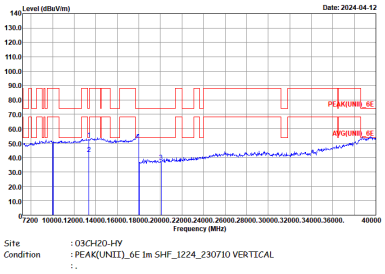

WIFI	Band 7 6525~6875MHz Harmonic @ 3m	
ANT	802.11ax HE40 Full CH187 6885MHz	
6+7	Horizontal	Vertical
Peak Avg.	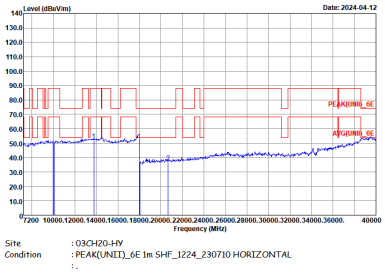	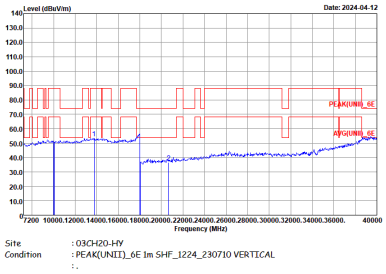

Band 7 6525~6875MHz
WIFI 802.11ax HE80 Full (Harmonic @ 3m)

WIFI	Band 7 6525~6875MHz Harmonic @ 3m	
ANT	802.11ax HE80 Full CH135 6625MHz	
6+7	Horizontal	Vertical
Peak Avg.	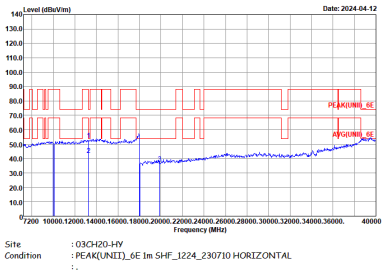	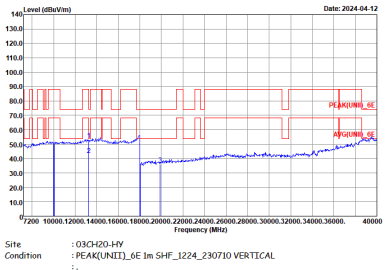

WIFI	Band 7 6525~6875MHz Harmonic @ 3m	
ANT	802.11ax HE80 Full CH151 6705MHz	
6+7	Horizontal	Vertical
Peak Avg.	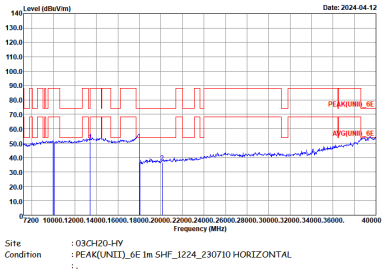	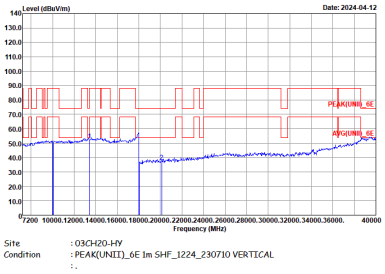

WIFI	Band 7 6525~6875MHz Harmonic @ 3m	
ANT	802.11ax HE80 Full CH183 6865MHz	
6+7	Horizontal	Vertical
Peak Avg.	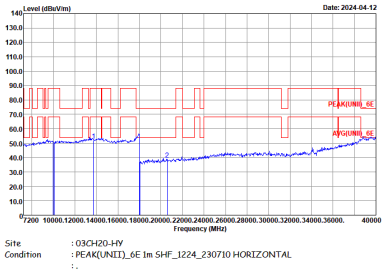	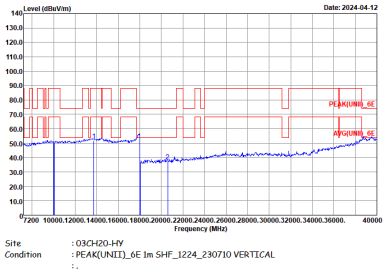

Band 7 6525~6875MHz

WIFI 802.11ax HE160 Full (Harmonic @ 3m)

WIFI	Band 7 6525~6875MHz Harmonic @ 3m	
ANT	802.11ax HE160 Full CH143 6665MHz	
6+7	Horizontal	Vertical
Peak Avg.	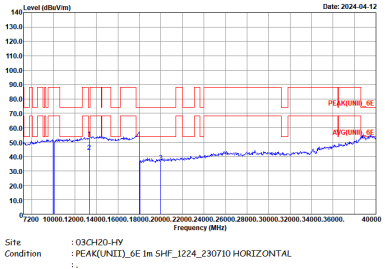	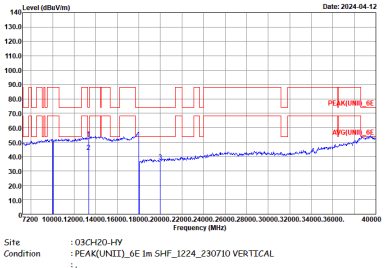

WIFI	Band 7 6525~6875MHz Harmonic @ 3m	
ANT	802.11ax HE160 Full CH175 6825MHz	
6+7	Horizontal	Vertical
Peak Avg.	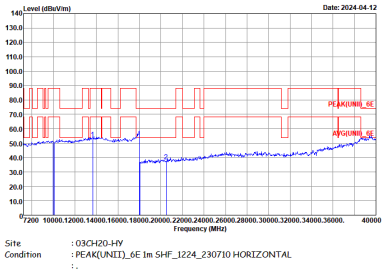	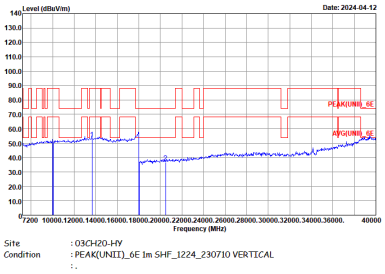

Emission below 1GHz

5GHz WIFI 802.11ax HE80 Full (LF)

WIFI	5GHz WIFI	
ANT	802.11ax HE80 Full LF	
6+7	Horizontal	Vertical
QP / Peak	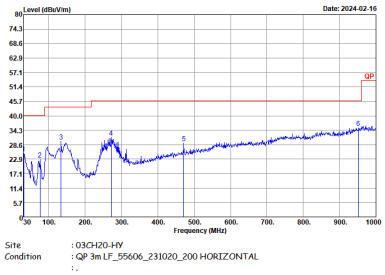	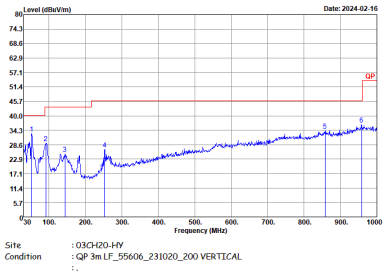

Appendix E. Duty Cycle Plots

Antenna	Band	Duty Cycle(%)	T(us)	1/T(kHz)	VBW Setting
6+7	802.11a	85.79	1720	0.58	620Hz
6+7	6GHz 802.11ax HE20 Full RU	85.88	3710	0.27	270Hz
6+7	6GHz 802.11ax HE20 106 RU	85.84	3880	0.26	270Hz
6+7	6GHz 802.11ax HE40 Full RU	86.05	2220	0.45	470Hz
6+7	6GHz 802.11ax HE40 242 RU	85.88	1740	0.57	620Hz
6+7	6GHz 802.11ax HE80 Full RU	85.88	1095	0.91	1kHz
6+7	6GHz 802.11ax HE80 484 RU	85.67	1710	0.58	620Hz
6+7	6GHz 802.11ax HE160 Full RU	85.77	651	1.54	1.6kHz
6+7	6GHz 802.11ax HE160 996 RU	86.21	1125	0.89	910Hz

MIMO <Ant.6+7>

802.11a

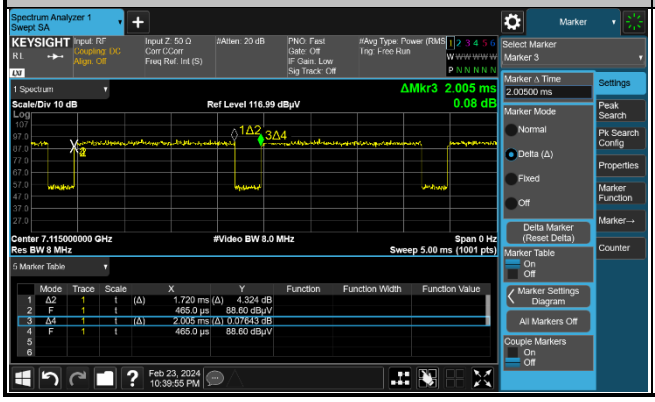

6GHz 802.11ax HE20 Full RU

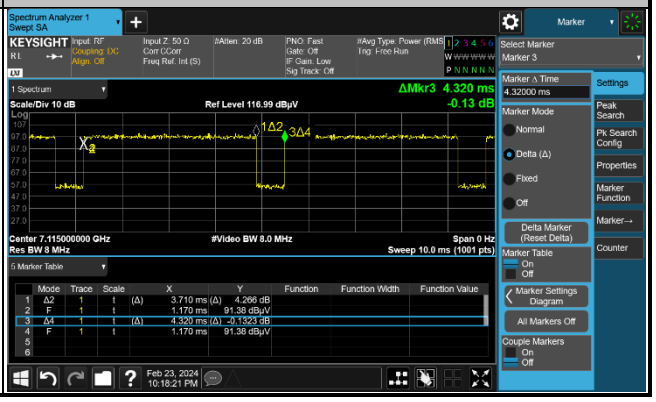

6GHz 802.11ax HE20 106 RU

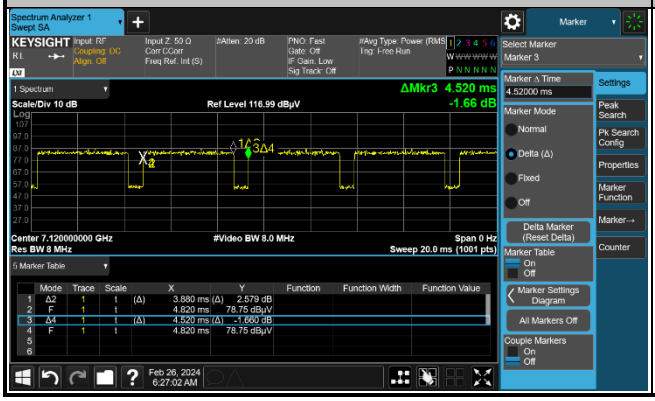

6GHz 802.11ax HE40 Full RU

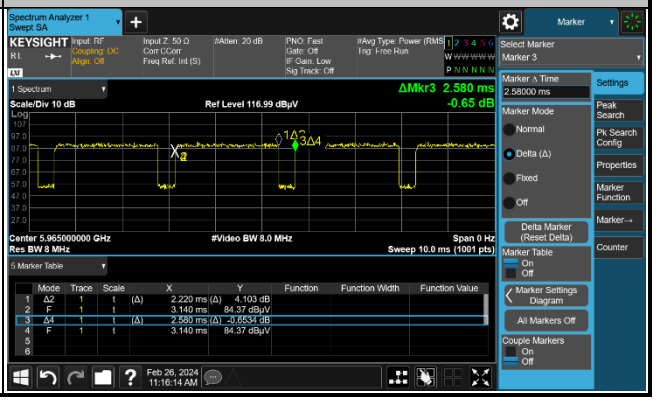

6GHz 802.11ax HE40 242 RU

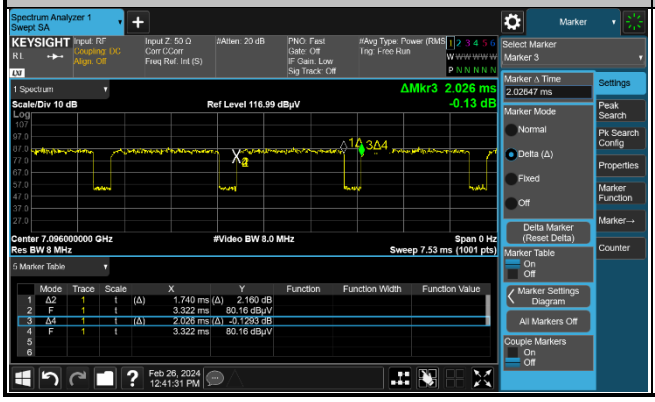

6GHz 802.11ax HE80 Full RU

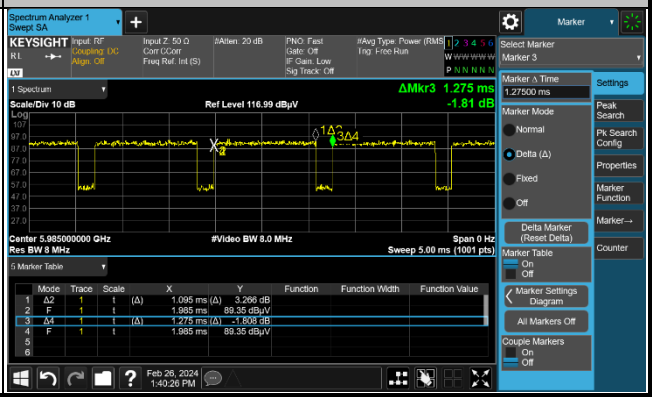

6GHz 802.11ax HE80 484 RU

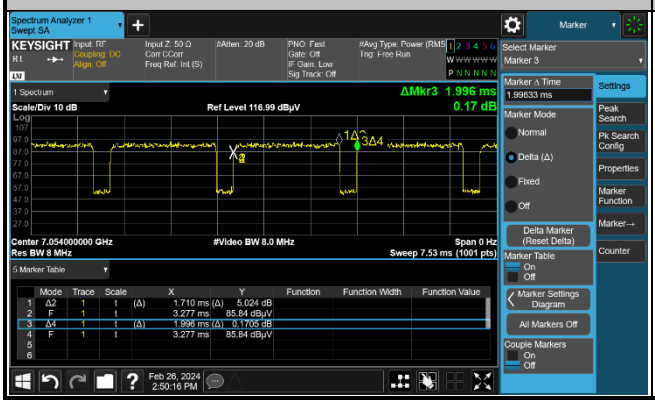

6GHz 802.11ax HE160 Full RU

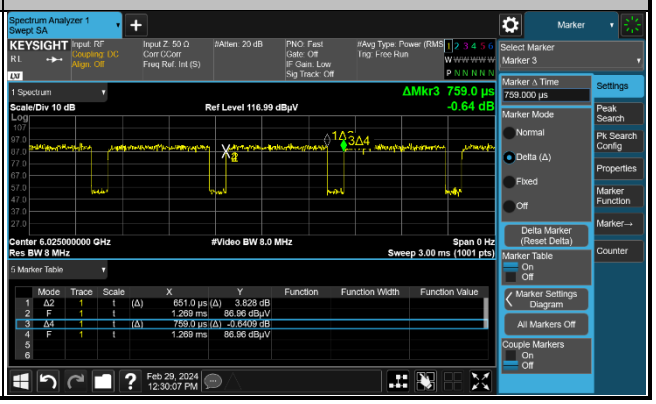

6GHz 802.11ax HE160 996 RU

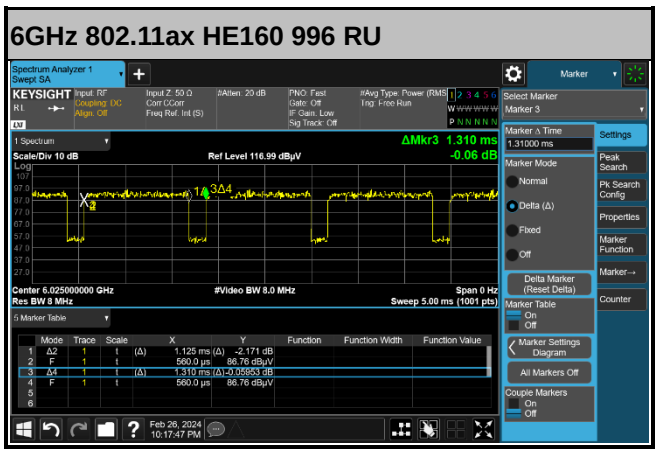

Appendix G. Spot Check Evaluation on TC58BE

Conducted power test and radiated spurious emission test configurations were selected from the worst cases identified in the reference model and tested to demonstrate the test data from reference model remains representative for the variant model.

The deviation between the spot check and the referenced values is within 3dB, therefore data referencing is justified according to the guidance in the ECR inquiry

Mode	Test Item	UZ7TC58AE Reference Worst mode Test Result	UZ7TC58BE Variant Check Test Result	Deviation	Limit (dB)
BT	Number of Channels	79	79	0	Within the authorized block
	Hopping Channel Separation	1.007	1.303	0.296	Within the authorized block
	Dwell Time of Each Channel	0.31	0.31	0	Within the authorized block
	20dB Bandwidth	0.872	0.87	0.002	Within the authorized frequency block
	99% Bandwidth	0.803	0.798	0.005	Within the authorized frequency block
	Conducted Band Edges	-43.53	-45.87	2.34	Deviation (ddB) < 3 dB
	Conducted Spurious Emission	-36.86	-38.91	2.05	Deviation (ddB) < 3 dB
	Peak Output Power	7.18	6.7	0.48	Deviation (ddB) < 3 dB
	Radiated Band Edges and Radiated Spurious Emission	48.41	47.65	0.76	Deviation (ddB) < 3 dB
	AC Conducted Emission	17.48	19.72	2.24	Deviation (ddB) < 3 dB
BLE	6dB Bandwidth	1.142	1.155	0.013	Within the authorized frequency block
	99% Bandwidth	1.998	1.996	0.002	Within the authorized frequency block
	Power Spectral Density	5.44	6.07	0.63	Deviation (ddB) < 3 dB
	Conducted Band Edges	-43.68	-46.24	2.56	Deviation (ddB) < 3 dB
	Conducted Spurious Emission	-41.5	-38.88	2.62	Deviation (ddB) < 3 dB
	Peak Output Power	6.3	5.9	0.4	Deviation (ddB) < 3 dB
	Radiated Band Edges and Spurious Emission	50.56	50.49	0.07	Deviation (ddB) < 3 dB
	AC Conducted Emission	17.48	19.72	2.24	Deviation (ddB) < 3 dB
WIFI 2.4G	6dB Bandwidth	9.03	8.54	0.47	Within the authorized frequency block
	99% Bandwidth	13.59	13.52	0.07	Within the authorized frequency block
	Power Spectral Density	1.78	1.06	0.72	Deviation (ddB) < 3 dB
	Conducted Band Edges	-30.53	-30.89	0.36	Deviation (ddB) < 3 dB
	Conducted Spurious Emission	-46.39	-48.89	2.50	Deviation (ddB) < 3 dB
	Peak Output Power	23.41	23.31	0.1	Deviation (ddB) < 3 dB
	Radiated Band Edges and Spurious Emission	59.99	59.85	0.14	Deviation (ddB) < 3 dB
	AC Conducted Emission	17.48	19.72	2.24	Deviation (ddB) < 3 dB

Mode	Test Item	UZ7TC58AE Reference Worst mode Test Result	UZ7TC58BE Variant Check Test Result	Deviation	Limit (dB)
WIFI 5G	26dB Bandwidth	167.75	165.22	2.53	Within the authorized frequency block
	99% Bandwidth	154.89	155.47	0.58	Within the authorized frequency block
	Power Spectral Density	-2.9	-1.17	1.73	Deviation (ddB) < 3 dB
	Conducted Output Power	17.81	17.71	0.1	Deviation (ddB) < 3 dB
	Unwanted Emissions	63.2	64.81	1.61	Deviation (ddB) < 3 dB
	AC Conducted Emission	18.52	19.96	1.44	Deviation (ddB) < 3 dB
WIFI 6G UNII-8 (802.11ax HE20 CH189 6895MHz)	26dB Emission Bandwidth	20.75	21.14	0.39	Within the authorized frequency block
	99% Occupied Bandwidth	18.88	18.92	0.04	Within the authorized frequency block
	Conducted Output Power	7.66	7.56	0.1	Deviation (ddB) < 3 dB
	Fundamental Maximum EIRP	9.8	9.7	0.1	Deviation (ddB) < 3 dB
	Fundamental Power Spectral Density	-1.04	-1.41	0.37	Deviation (ddB) < 3 dB
	In-Band Emissions	-10.04	-12.35	2.31	Deviation (ddB) < 3 dB
WIFI 6G UNII-8 (802.11ax HE80 CH215 7025MHz)	Unwanted Emissions	72.37	72.28	0.09	Deviation (ddB) < 3 dB
WIFI 6G	AC Conducted Emission	18.52	19.96	1.44	Deviation (ddB) < 3 dB

CBP test results on UZ7TC58BE: presented in FR411108O Page G3 – G23

———THE END———