Test Mode :	802.11ac VHT20	Test Channel :	01

100kHz PSD reference Level	Channel Plot
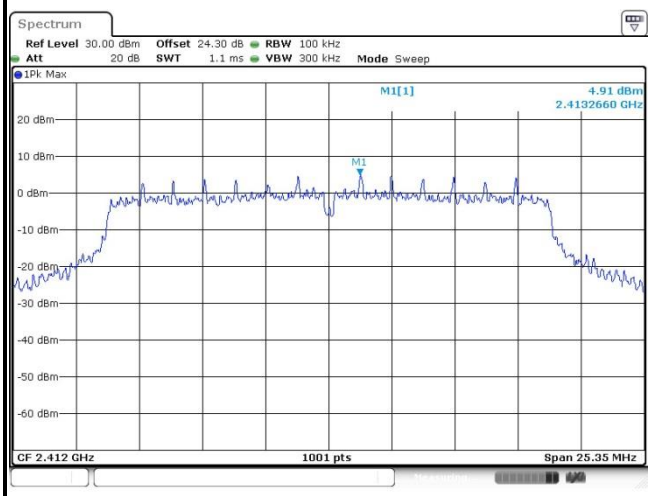	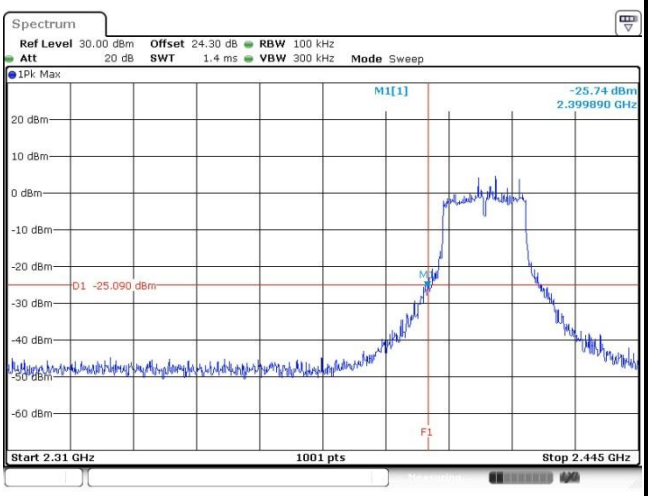
Spurious Emission 30MHz~3GHz	**Spurious Emission 2GHz~25GHz**
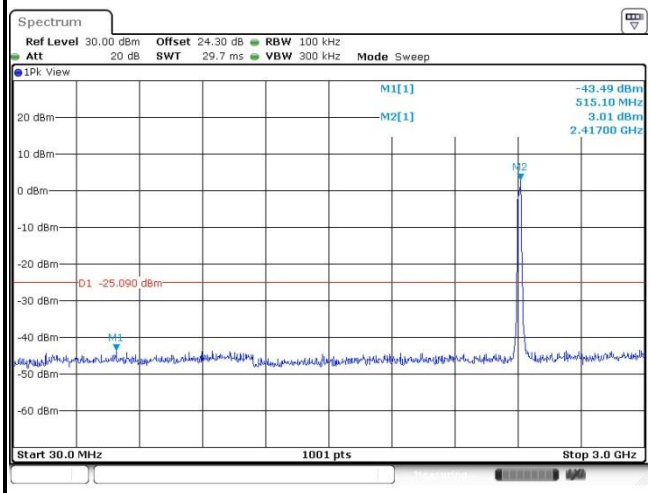	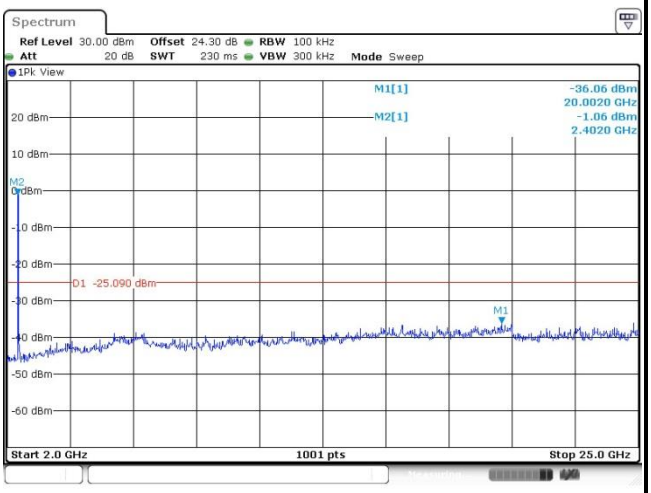

Test Mode :	802.11ac VHT20	Test Channel :	06

100kHz PSD reference Level

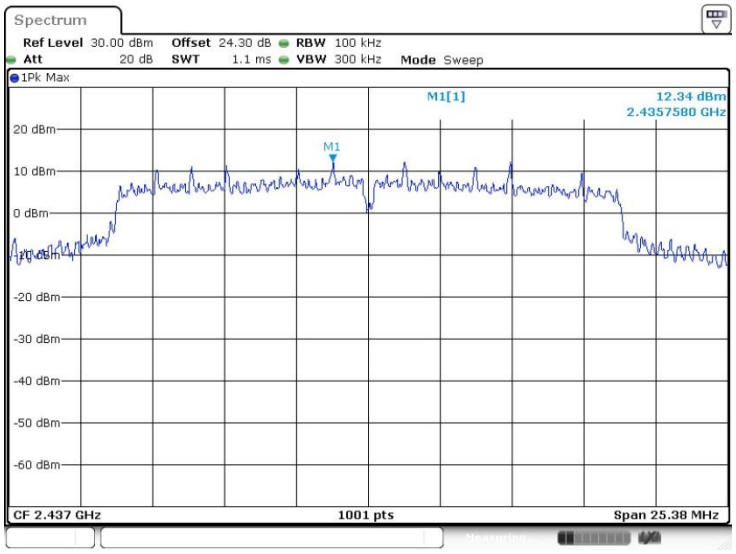

Date: 8.SEP.2018 00:23:21

Spurious Emission 30MHz~3GHz

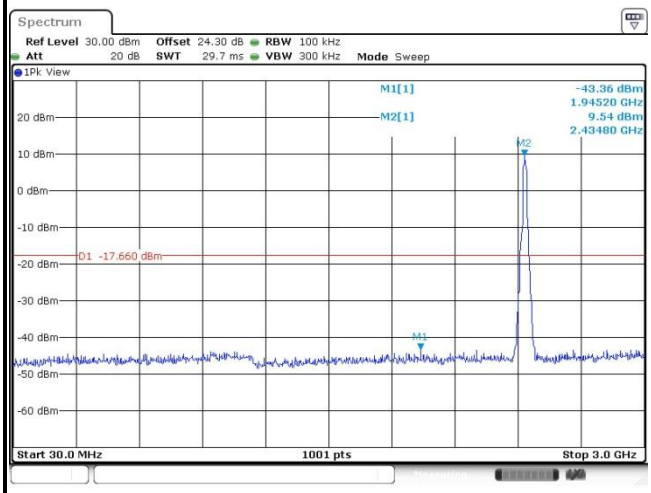

Date: 8.SEP.2018 00:23:42

Spurious Emission 2GHz~25GHz

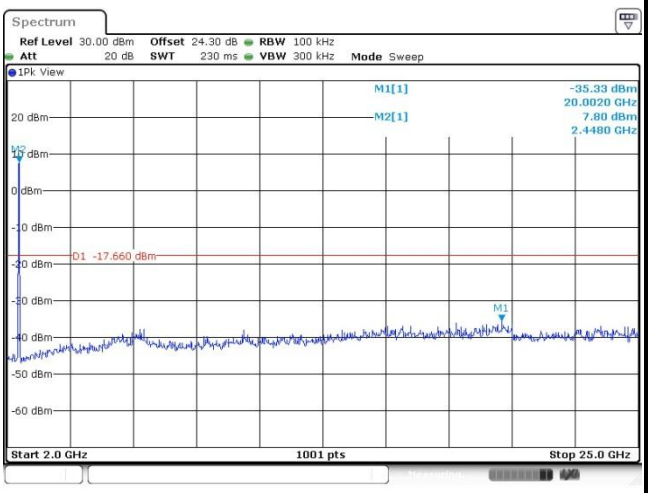

Date: 8.SEP.2018 00:23:50

Test Mode :	802.11ac VHT20	Test Channel :	11

100kHz PSD reference Level	Channel Plot
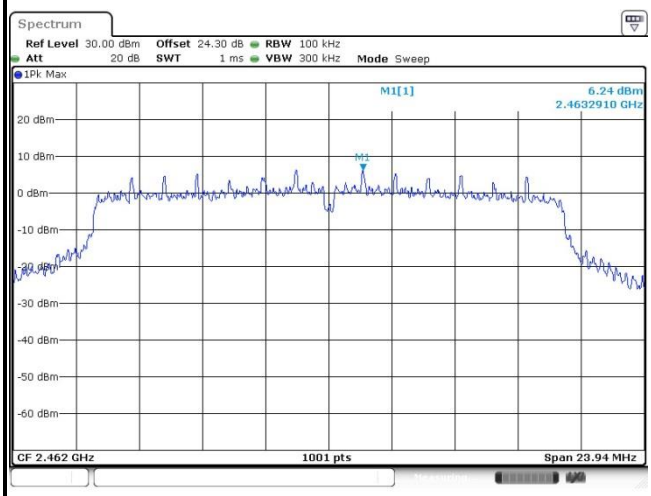	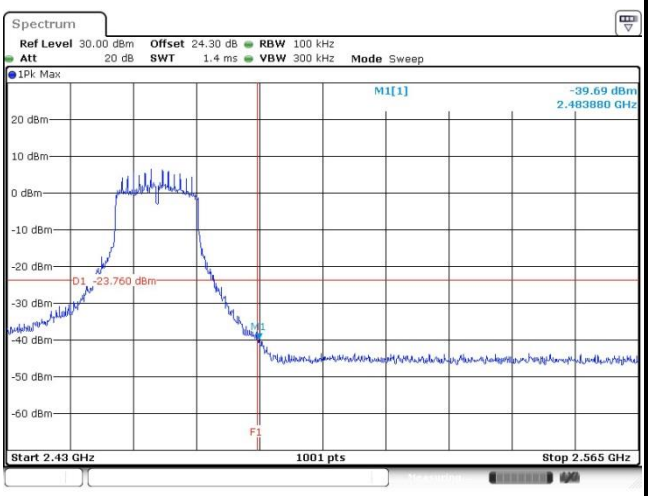
Spurious Emission 30MHz~3GHz	**Spurious Emission 2GHz~25GHz**
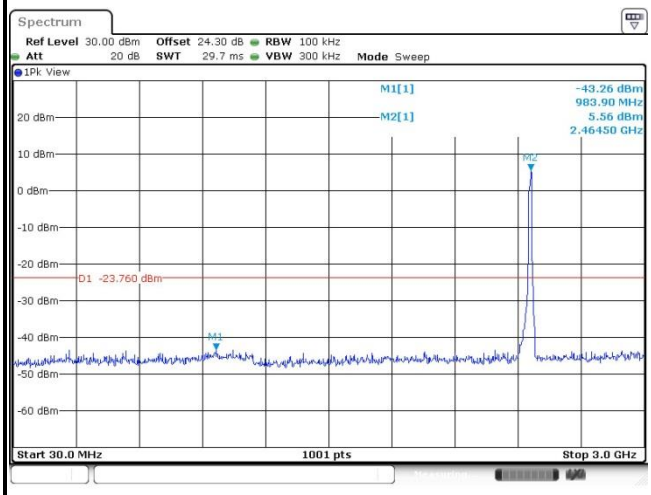	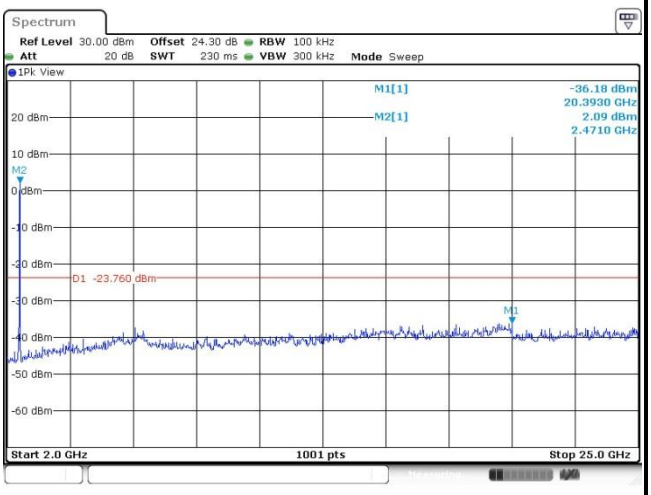

Test Mode :	802.11ac VHT40	Test Channel :	03

100kHz PSD reference Level	Channel Plot
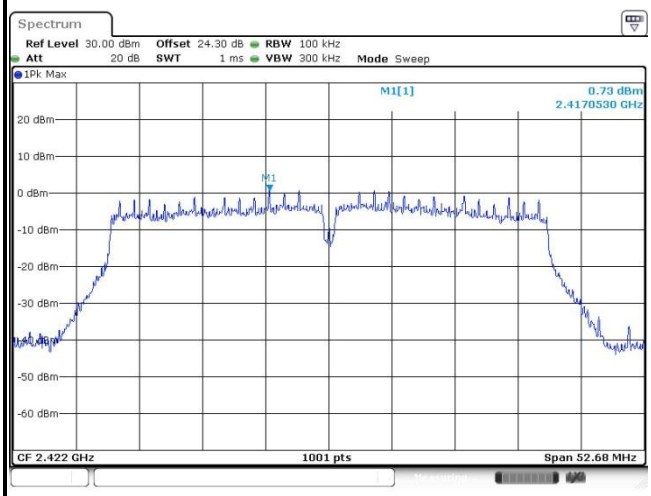	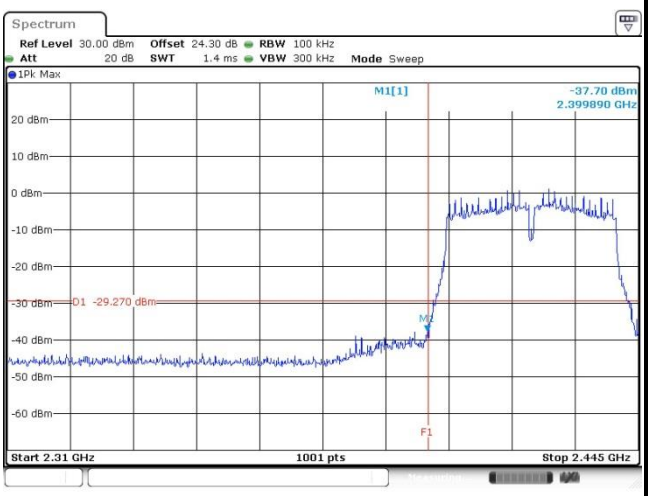
Spurious Emission 30MHz~3GHz	Spurious Emission 2GHz~25GHz
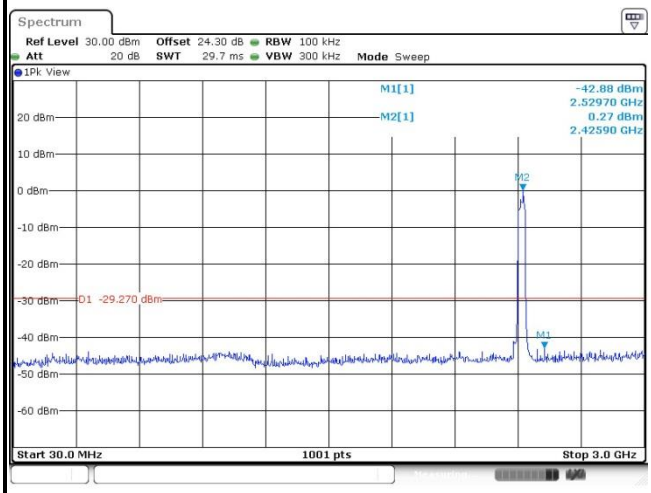	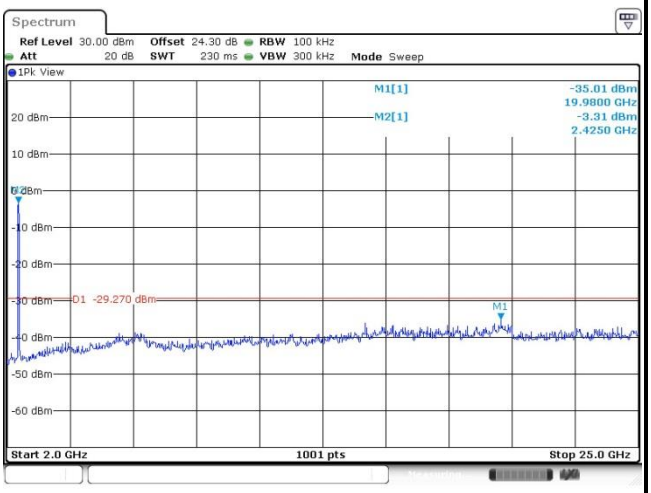

Test Mode :	802.11ac VHT40	Test Channel :	06

100kHz PSD reference Level

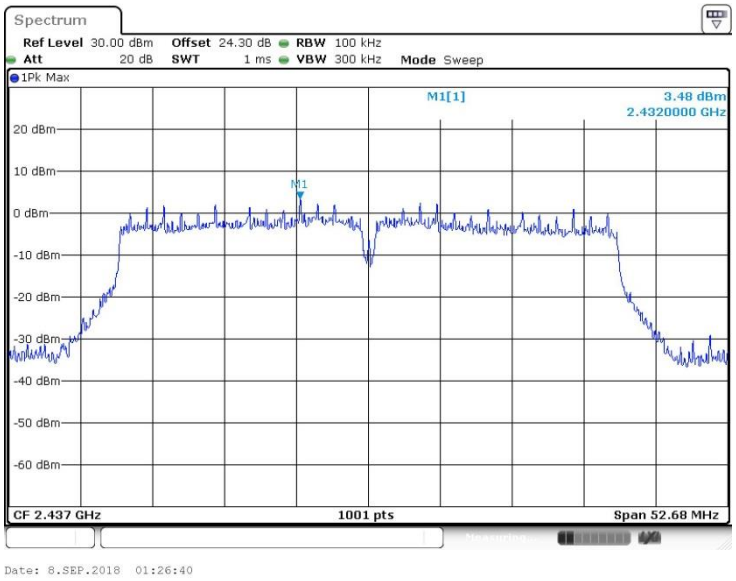

Spurious Emission 30MHz~3GHz

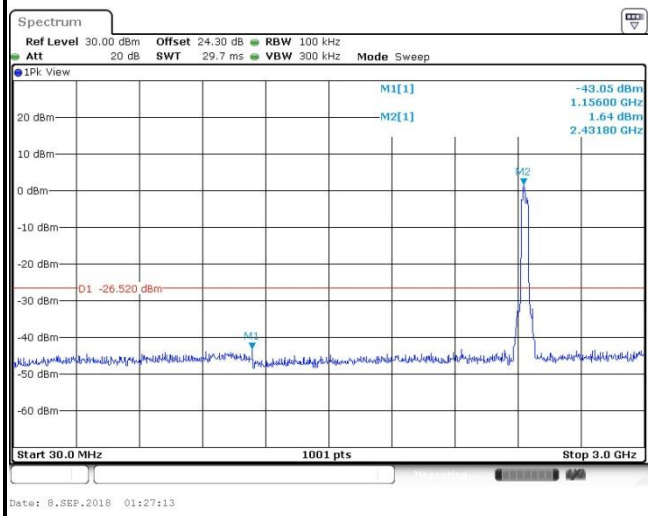

Spurious Emission 2GHz~25GHz

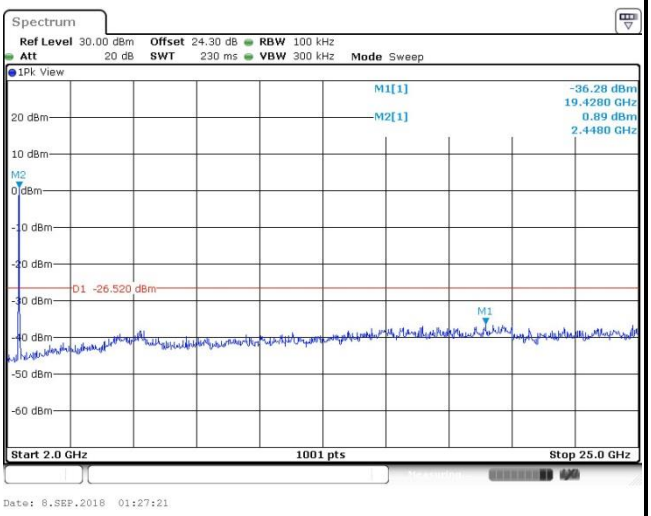

Test Mode :	802.11ac VHT40	Test Channel :	09

100kHz PSD reference Level	Channel Plot
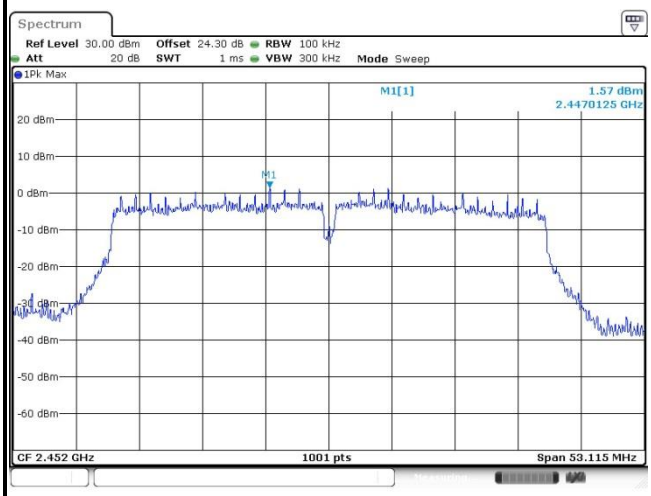	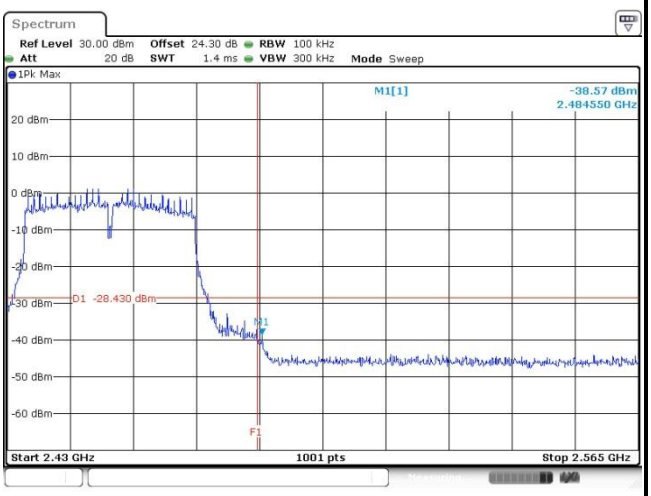
Spurious Emission 30MHz~3GHz	Spurious Emission 2GHz~25GHz
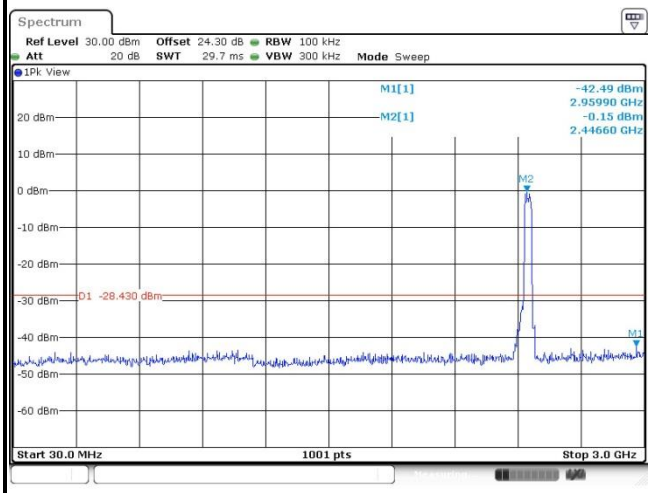	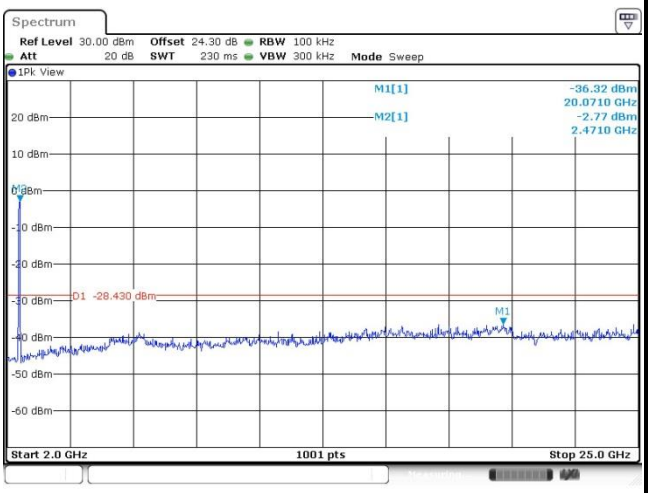

<TXBF Modes>

Number of TX = 2, Ant. 1 (Measured)

Test Mode :	802.11ac VHT20	Test Channel :	01

100kHz PSD reference Level	Channel Plot
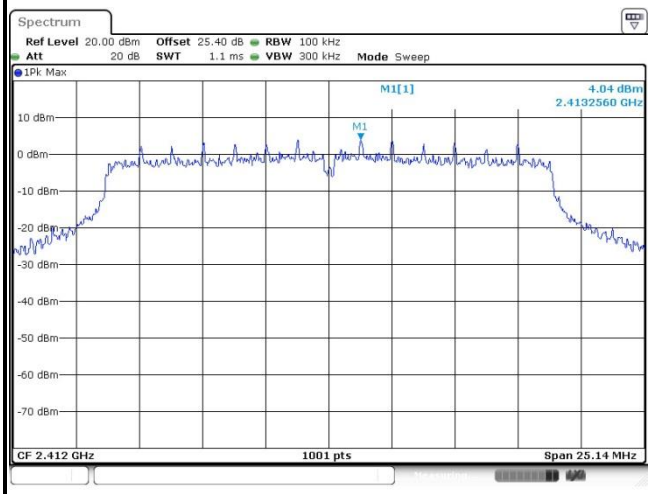	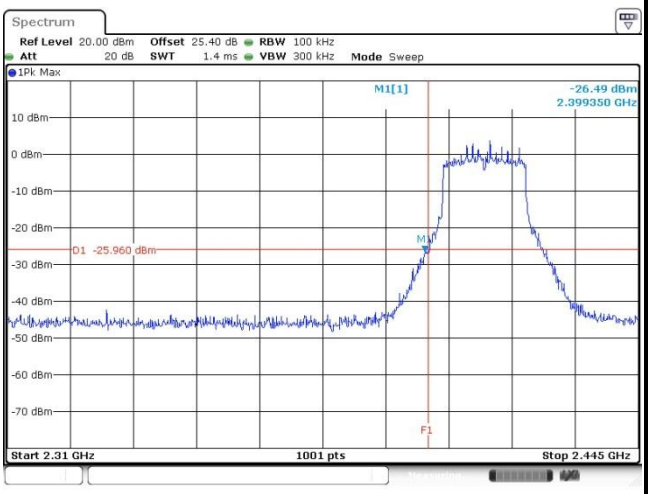
Date: 12.SEP.2018 02:17:16	Date: 12.SEP.2018 02:18:41
Spurious Emission 30MHz~3GHz	**Spurious Emission 2GHz~25GHz**
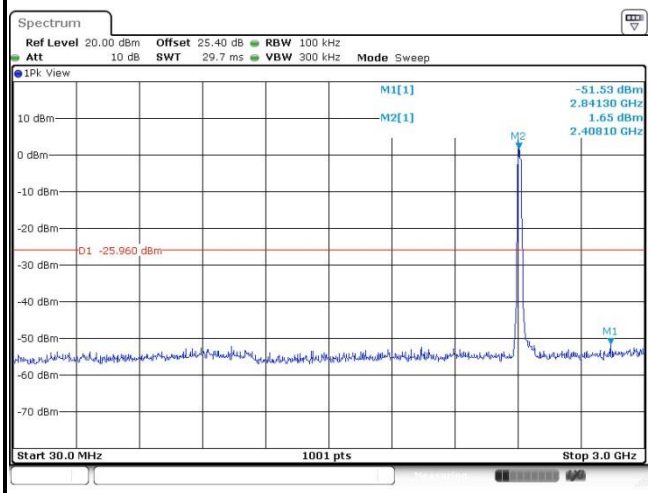	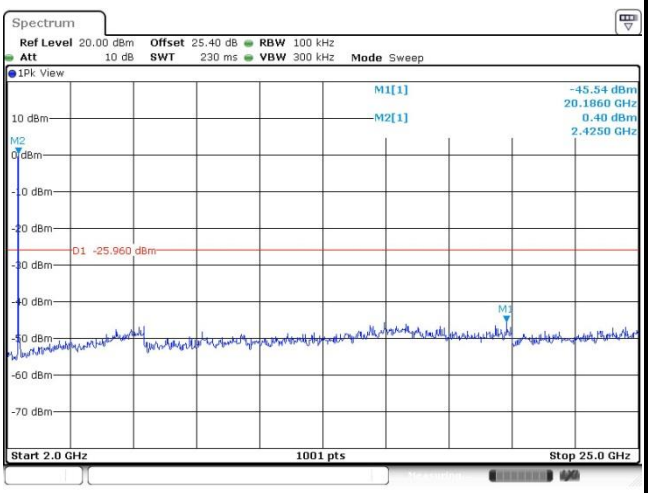
Date: 12.SEP.2018 02:19:15	Date: 12.SEP.2018 02:19:23

Test Mode :	802.11ac VHT20	Test Channel :	06

100kHz PSD reference Level

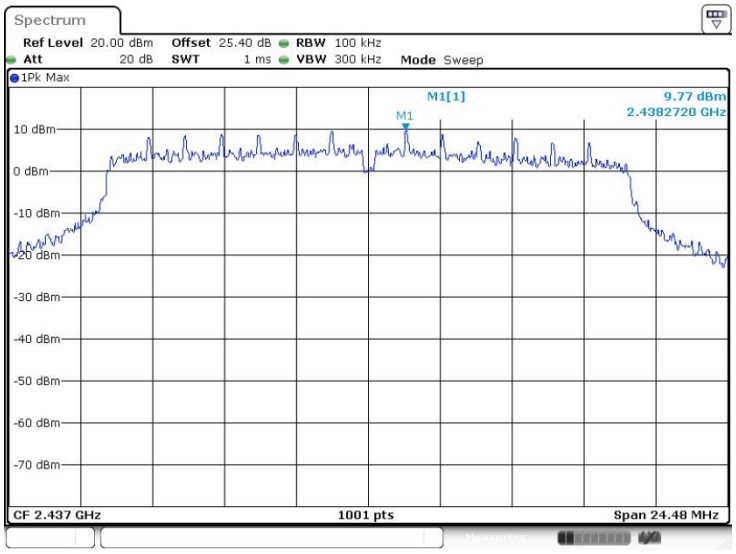

Date: 12.SEP.2018 02:48:00

Spurious Emission 30MHz~3GHz

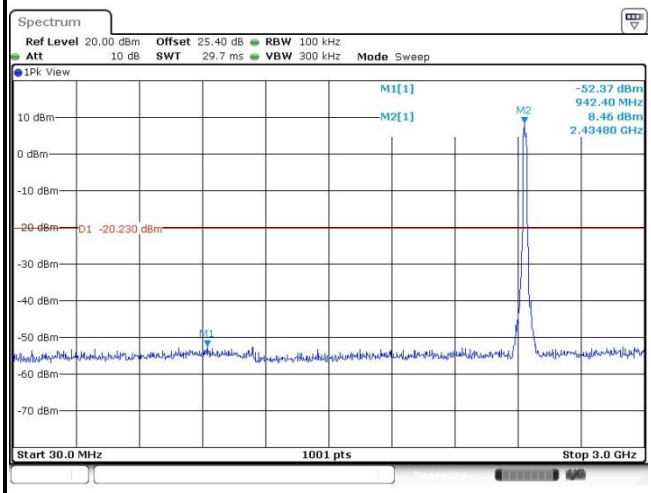

Date: 12.SEP.2018 02:48:11

Spurious Emission 2GHz~25GHz

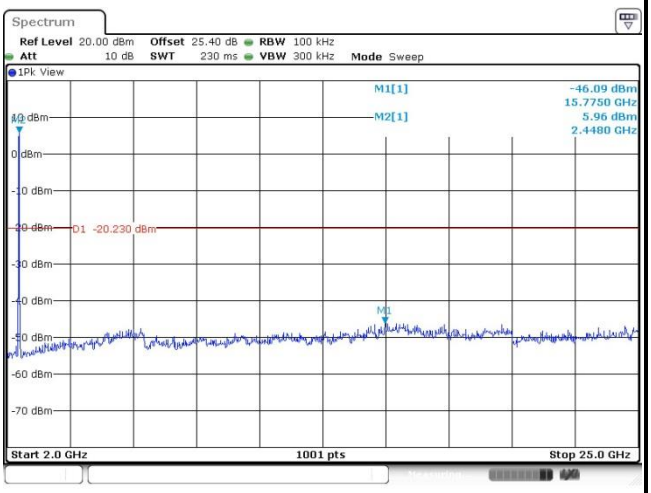

Date: 12.SEP.2018 02:48:19

Test Mode :	802.11ac VHT20	Test Channel :	11

100kHz PSD reference Level	Channel Plot
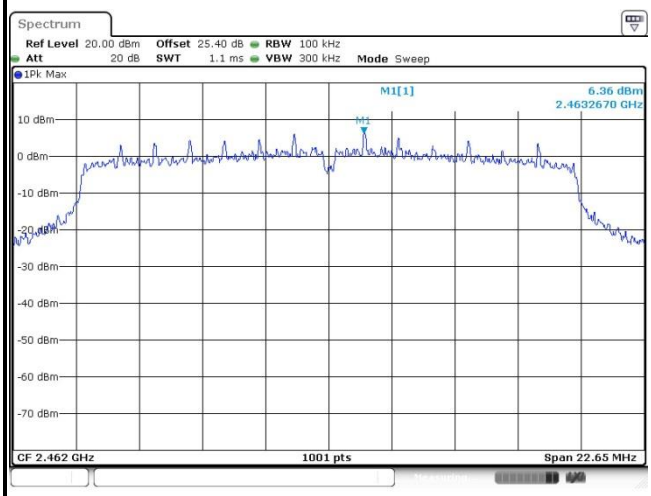	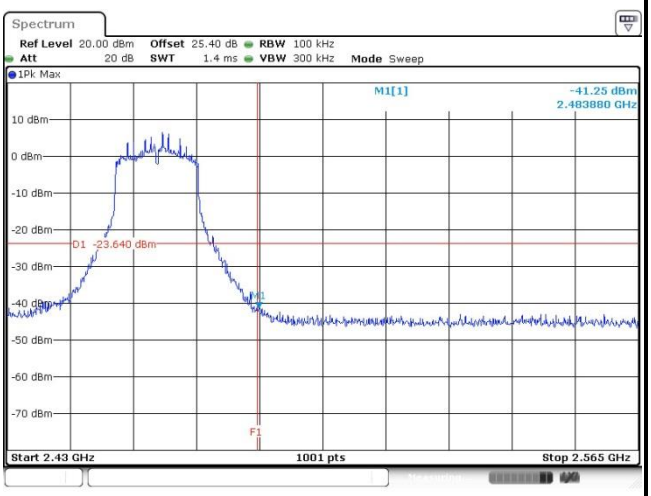
Date: 12.SEP.2018 03:00:26	Date: 12.SEP.2018 03:00:34
Spurious Emission 30MHz~3GHz	**Spurious Emission 2GHz~25GHz**
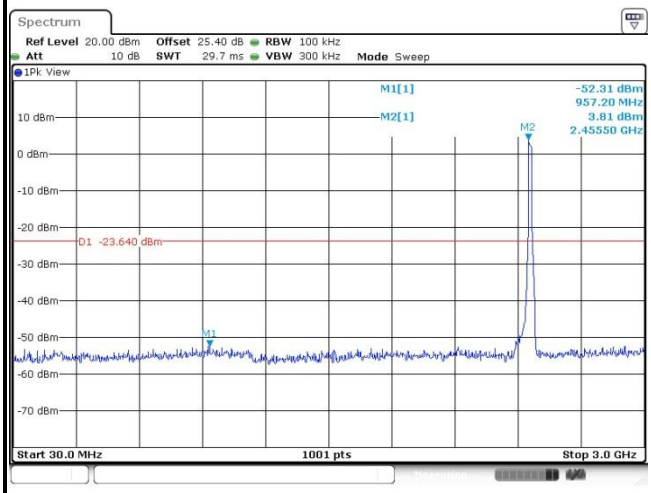	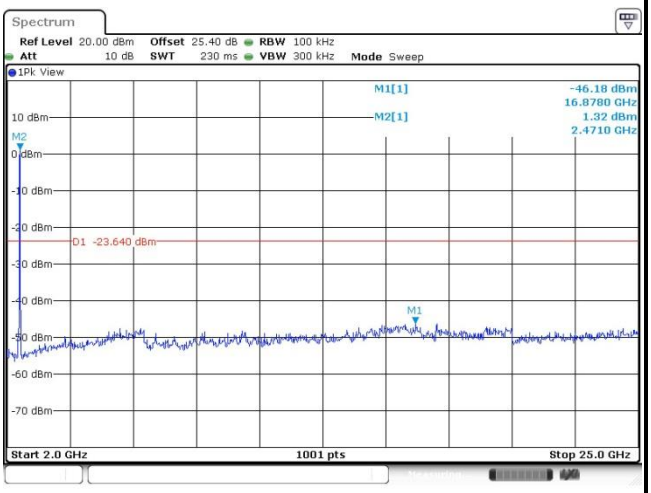
Date: 12.SEP.2018 03:00:47	Date: 12.SEP.2018 03:00:55

Test Mode :	802.11ac VHT40	Test Channel :	03

100kHz PSD reference Level	Channel Plot
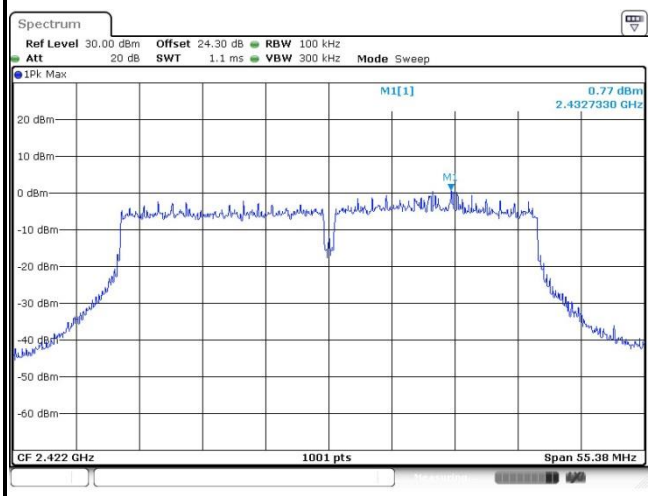	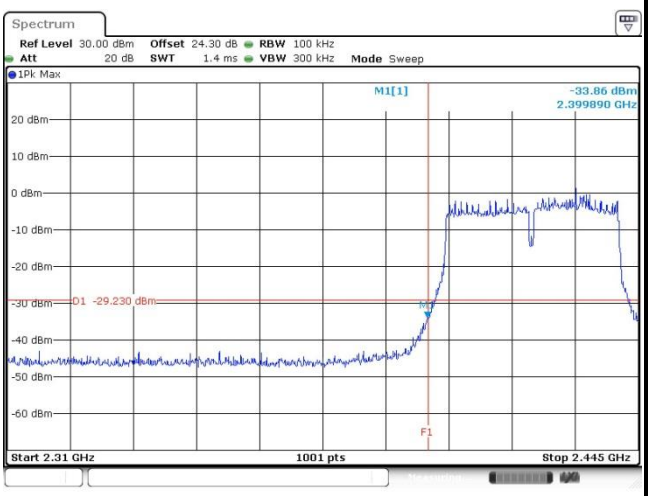
Date: 11.SEP.2018 22:28:17	Date: 11.SEP.2018 22:28:27
Spurious Emission 30MHz~3GHz	**Spurious Emission 2GHz~25GHz**
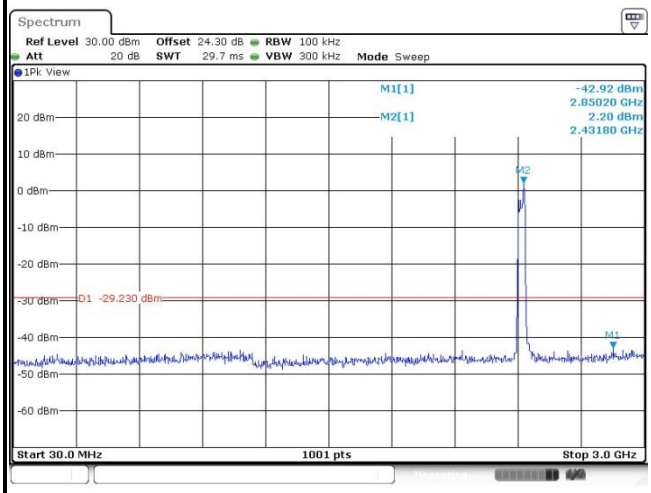	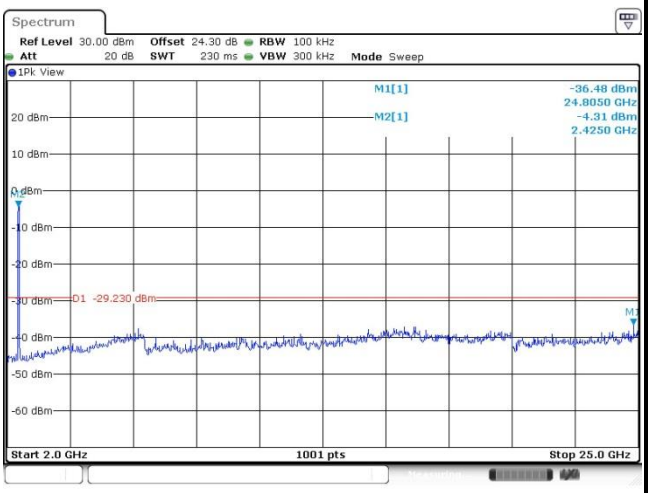
Date: 11.SEP.2018 22:28:42	Date: 11.SEP.2018 22:28:50

Test Mode :	802.11ac VHT40	Test Channel :	06

100kHz PSD reference Level

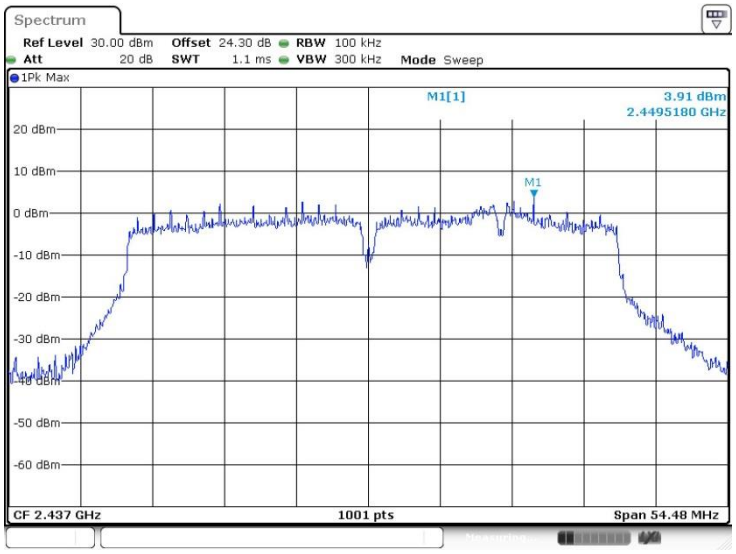

Date: 11.SEP.2018 22:46:40

Spurious Emission 30MHz~3GHz

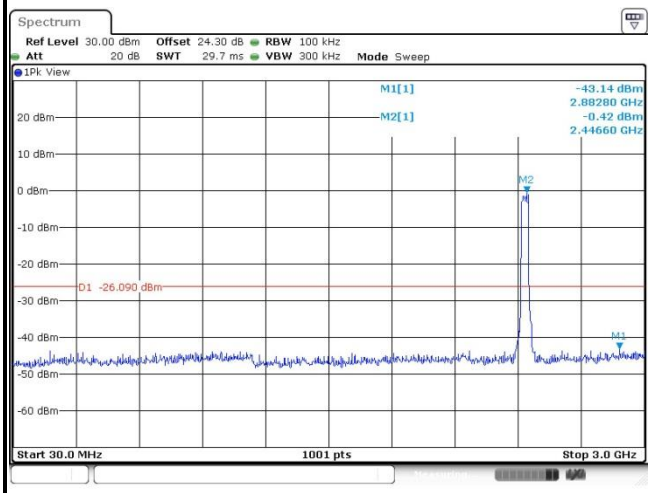

Date: 11.SEP.2018 22:46:59

Spurious Emission 2GHz~25GHz

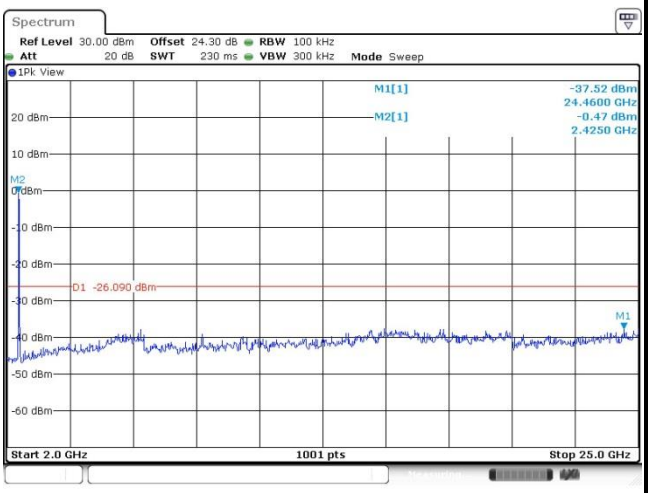

Date: 11.SEP.2018 22:47:07

Test Mode :	802.11ac VHT40	Test Channel :	09

100kHz PSD reference Level	Channel Plot
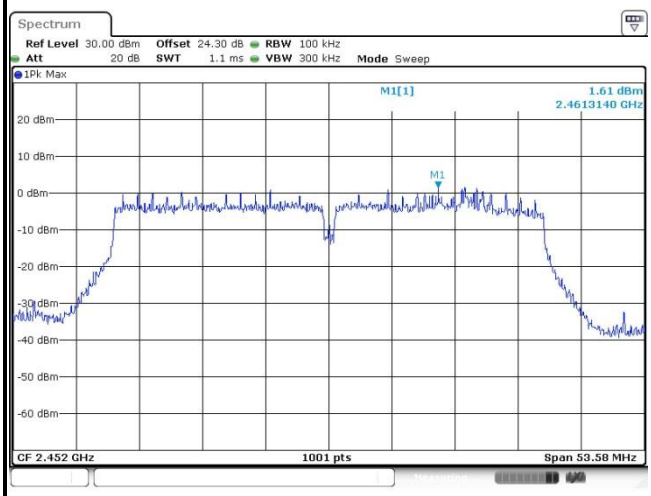	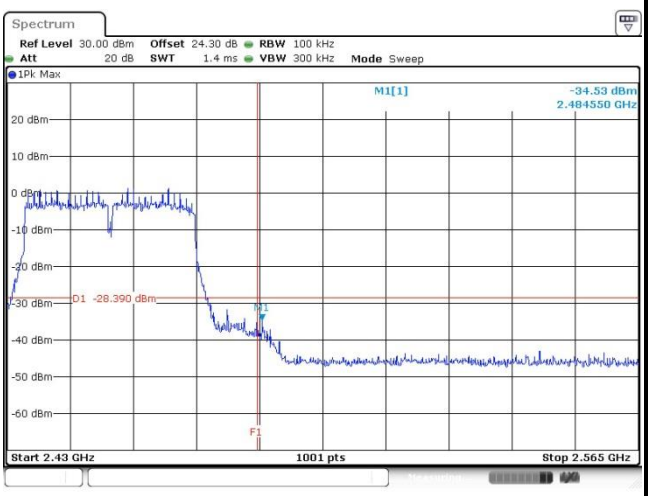
Date: 11.SEP.2018 23:05:21	Date: 11.SEP.2018 23:05:31
Spurious Emission 30MHz~3GHz	**Spurious Emission 2GHz~25GHz**
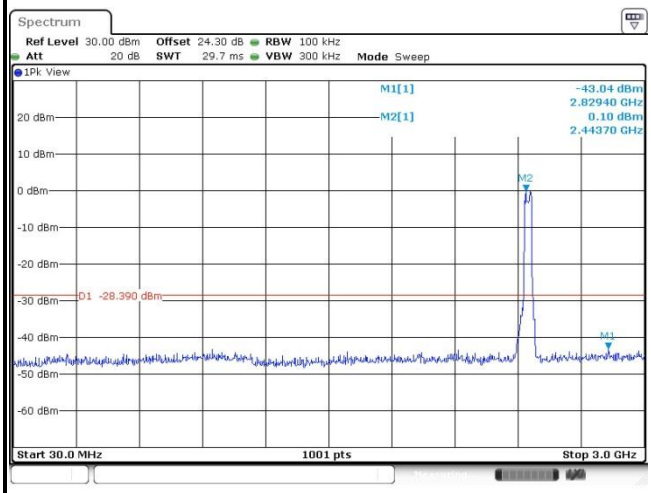	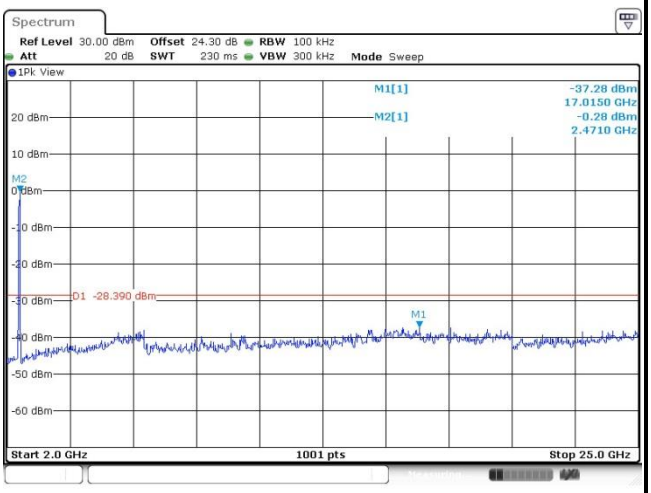
Date: 11.SEP.2018 23:05:42	Date: 11.SEP.2018 23:05:50

Number of TX = 2, Ant. 2 (Measured)

Test Mode :	802.11ac VHT20	Test Channel :	01

100kHz PSD reference Level	Channel Plot
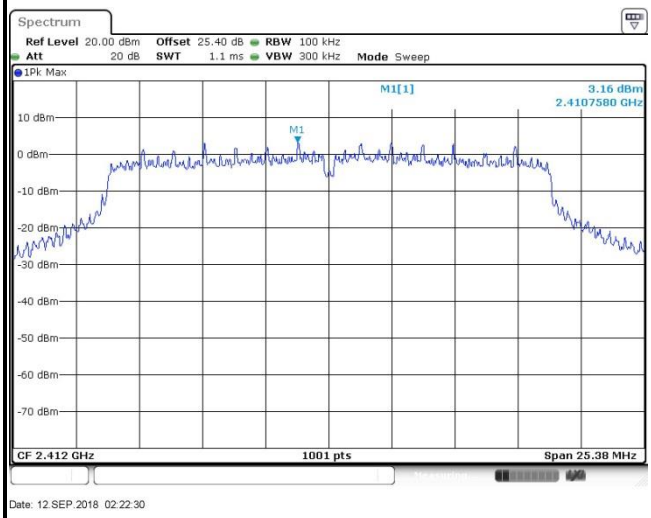	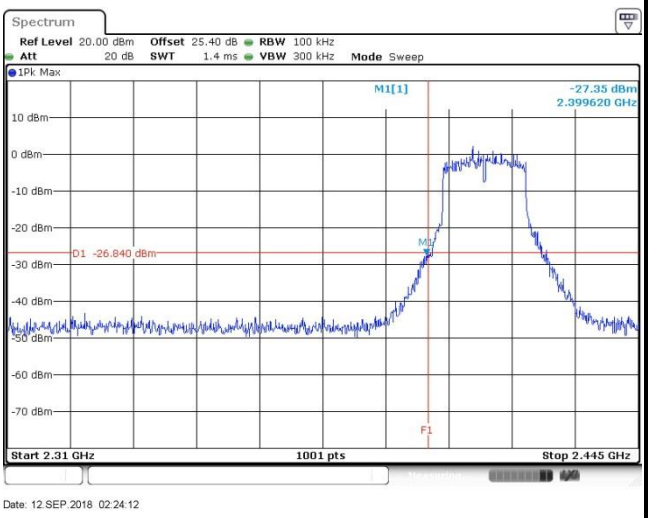
Date: 12.SEP.2018 02:22:30	Date: 12.SEP.2018 02:24:12
Spurious Emission 30MHz~3GHz	**Spurious Emission 2GHz~25GHz**
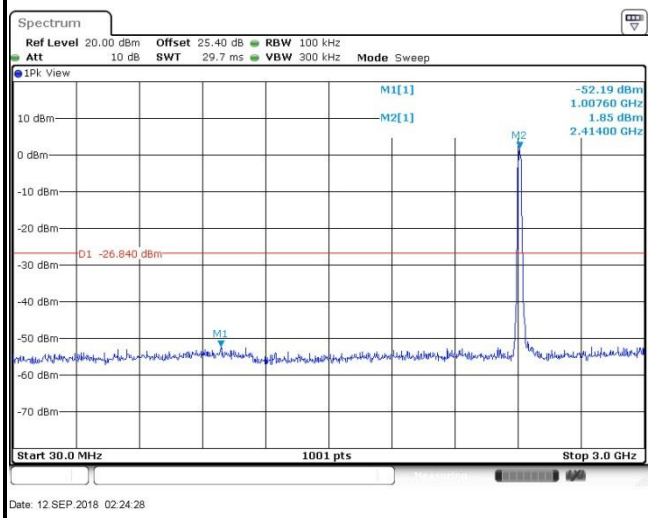	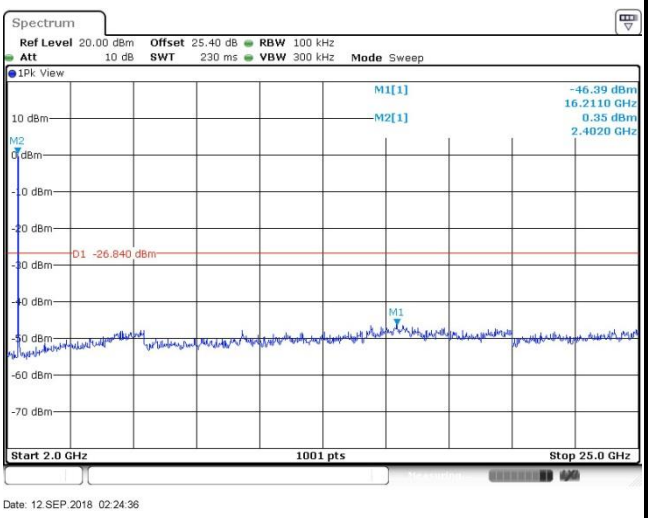
Date: 12.SEP.2018 02:24:28	Date: 12.SEP.2018 02:24:36

Test Mode :	802.11ac VHT20	Test Channel :	06

100kHz PSD reference Level

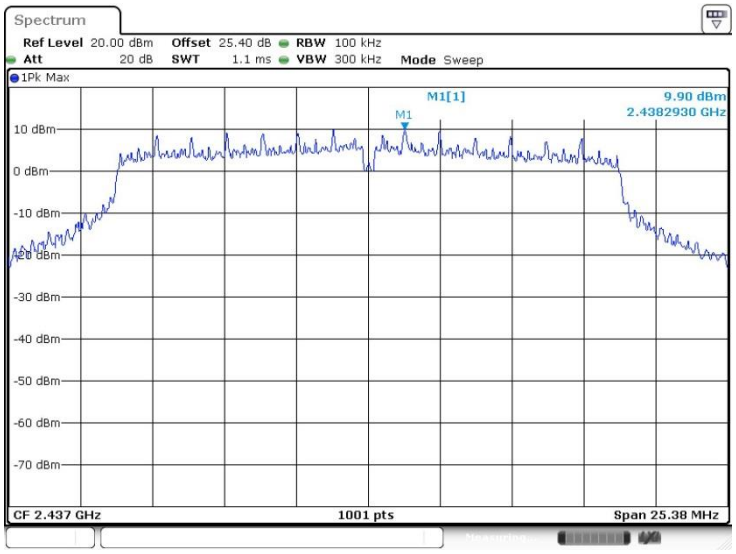

Date: 12.SEP.2018 02:33:48

Spurious Emission 30MHz~3GHz

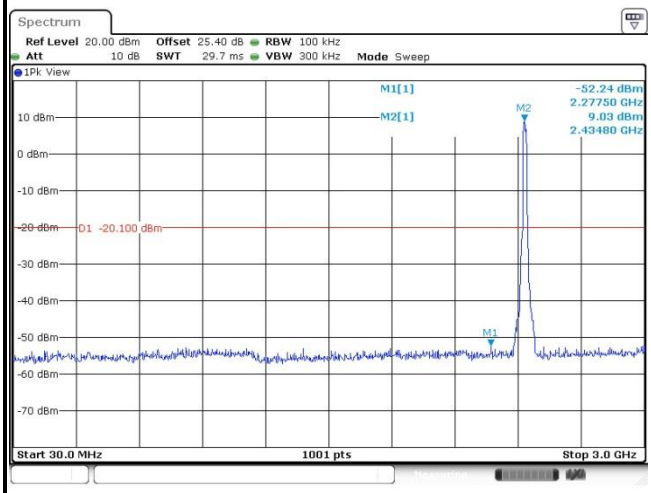

Date: 12.SEP.2018 02:33:58

Spurious Emission 2GHz~25GHz

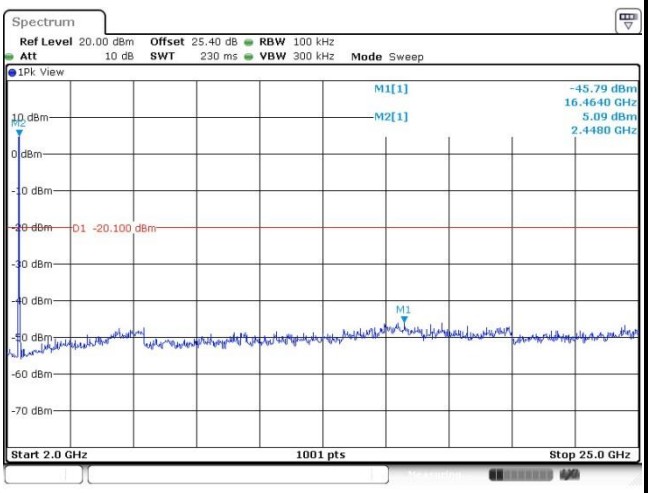

Date: 12.SEP.2018 02:34:06

Test Mode :	802.11ac VHT20	Test Channel :	11

100kHz PSD reference Level	Channel Plot
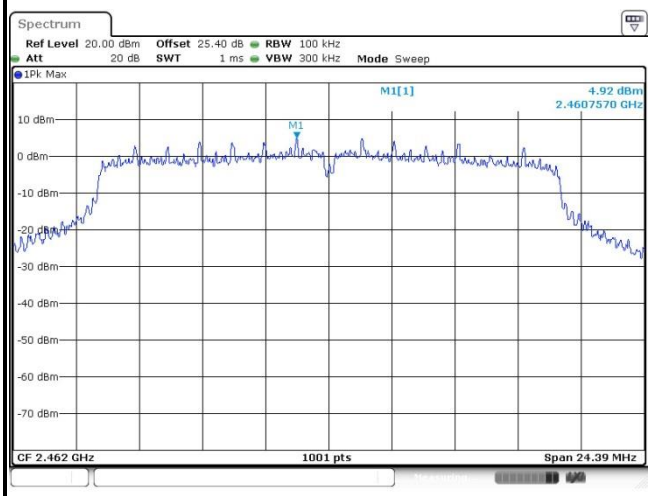	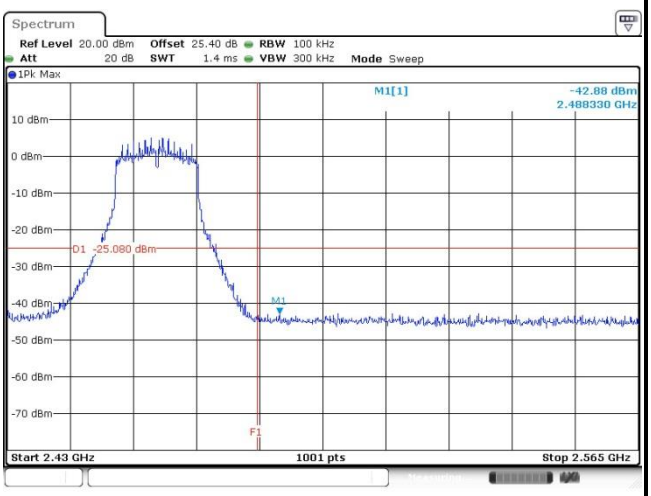
Date: 12.SEP.2018 03:03:35	Date: 12.SEP.2018 03:03:45
Spurious Emission 30MHz~3GHz	**Spurious Emission 2GHz~25GHz**
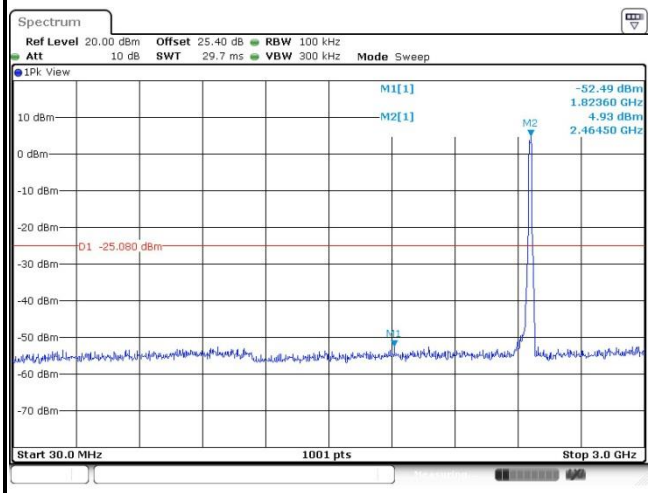	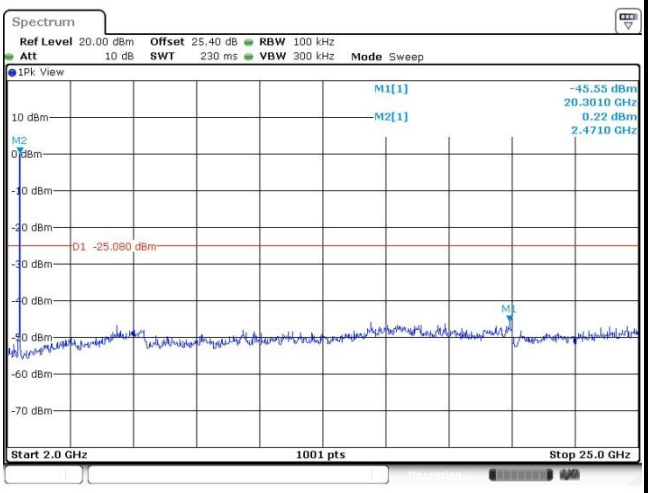
Date: 12.SEP.2018 03:03:55	Date: 12.SEP.2018 03:04:03

Test Mode :	802.11ac VHT40	Test Channel :	03

100kHz PSD reference Level	Channel Plot
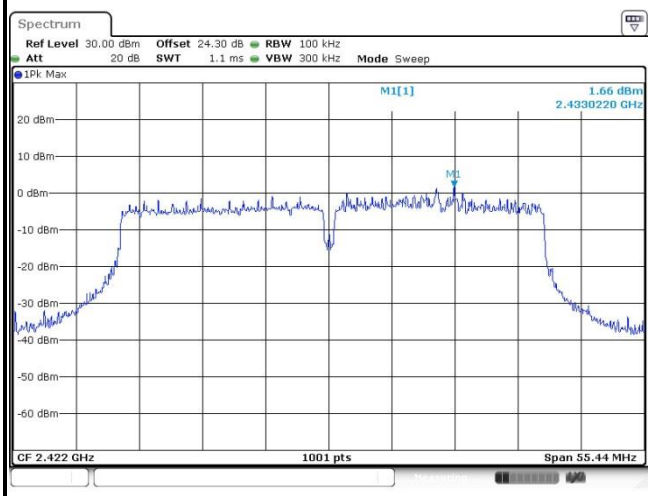	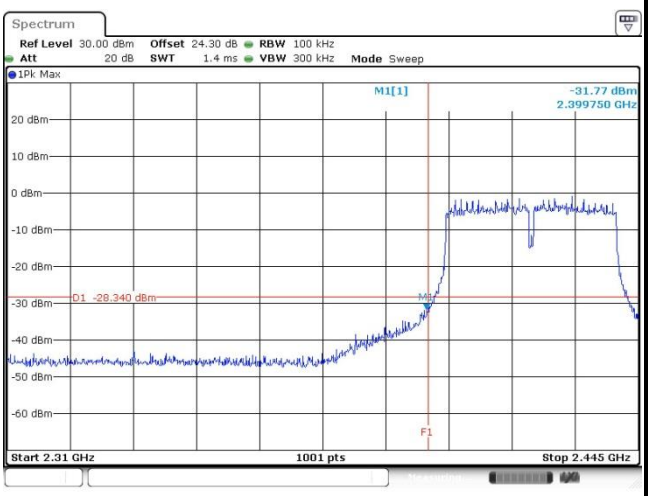
Date: 11.SEP.2018 22:23:25	Date: 11.SEP.2018 22:23:37
Spurious Emission 30MHz~3GHz	**Spurious Emission 2GHz~25GHz**
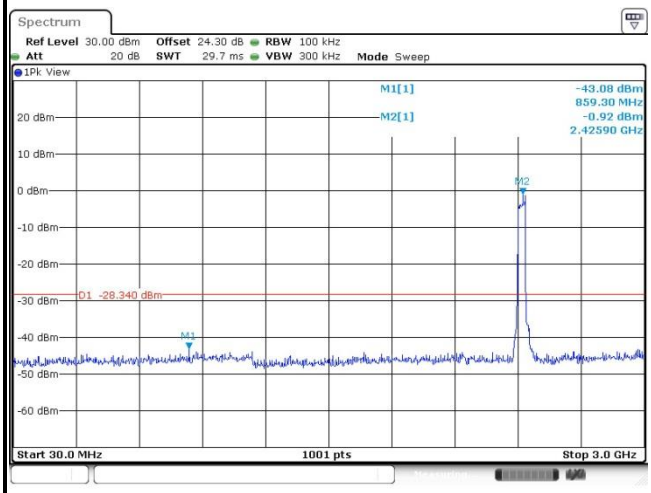	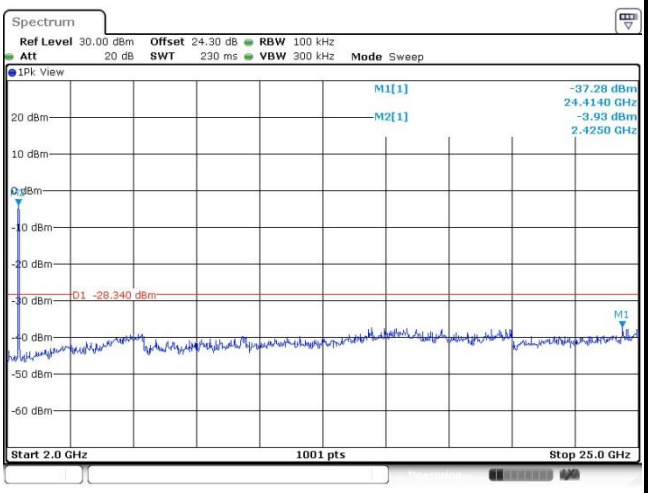
Date: 11.SEP.2018 22:24:02	Date: 11.SEP.2018 22:24:10

Test Mode :	802.11ac VHT40	Test Channel :	06

100kHz PSD reference Level

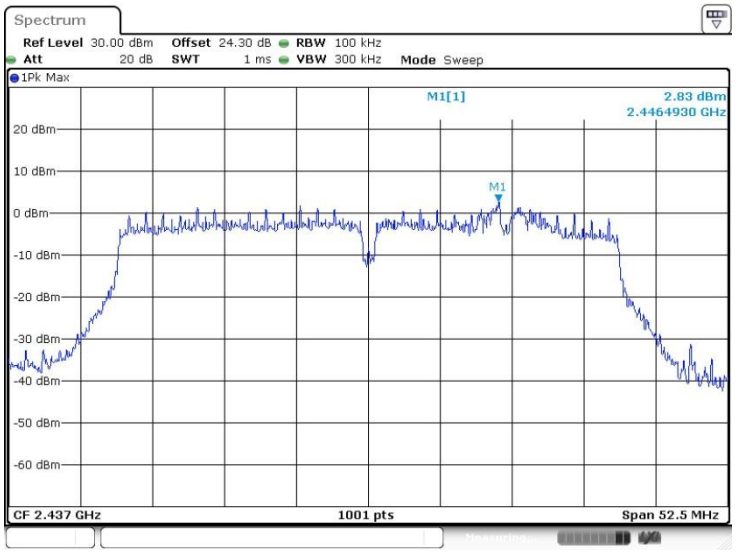

Date: 11.SEP.2018 22:52:15

Spurious Emission 30MHz~3GHz

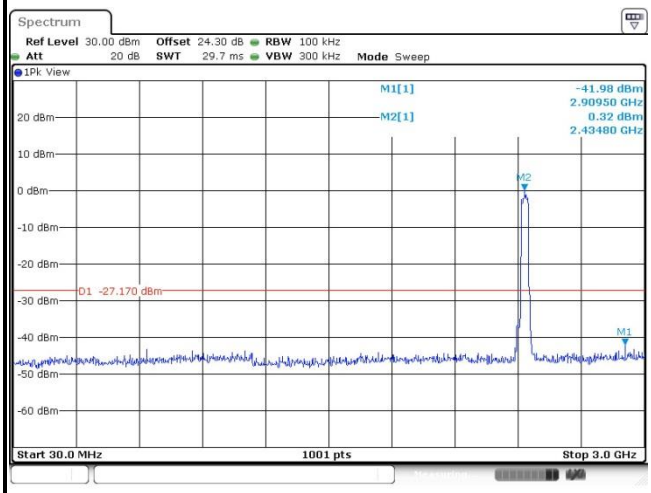

Date: 11.SEP.2018 22:53:25

Spurious Emission 2GHz~25GHz

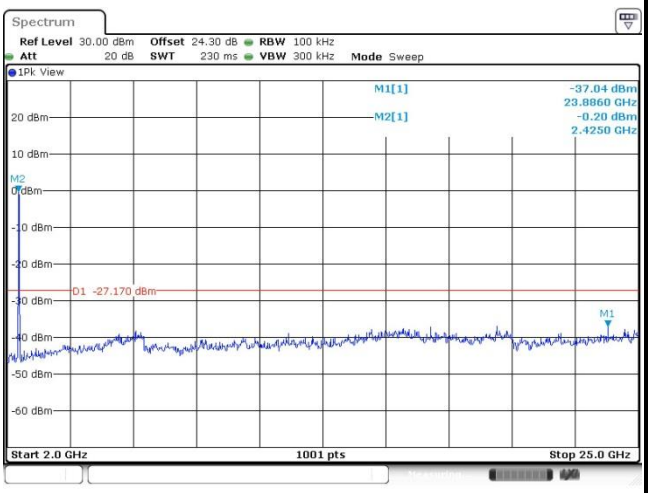

Date: 11.SEP.2018 22:53:33

Test Mode :	802.11ac VHT40	Test Channel :	09

100kHz PSD reference Level	Channel Plot
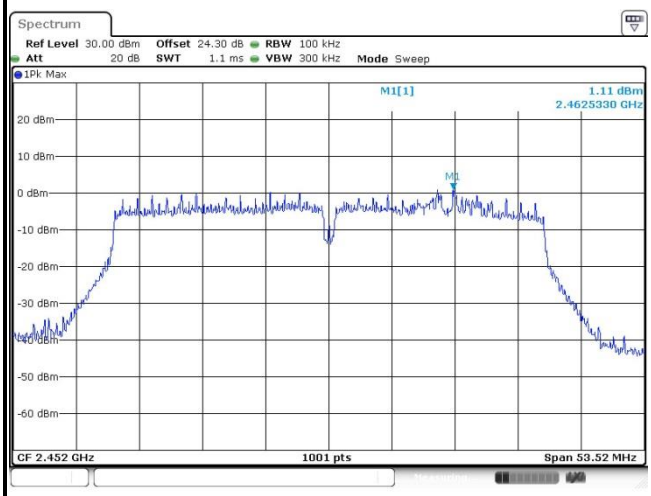	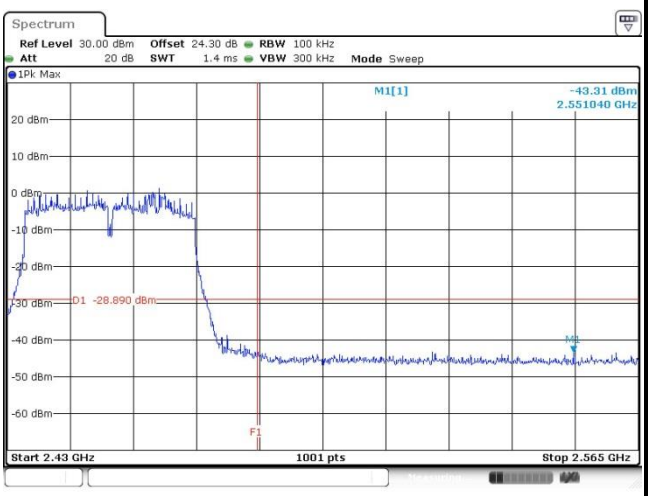
Date: 11.SEP.2018 23:08:53	Date: 11.SEP.2018 23:09:10
Spurious Emission 30MHz~3GHz	**Spurious Emission 2GHz~25GHz**
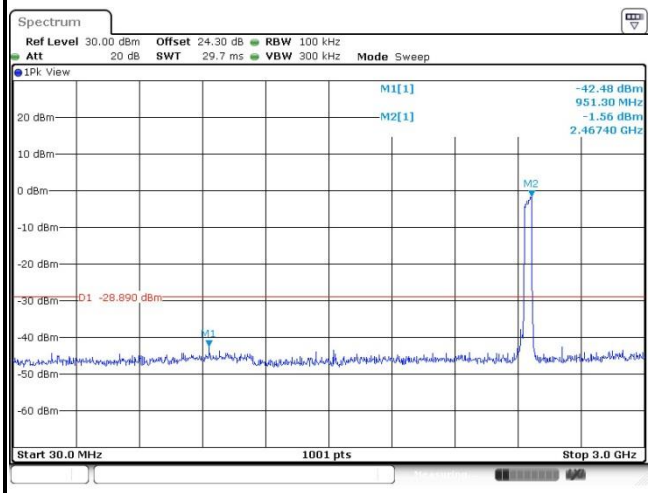	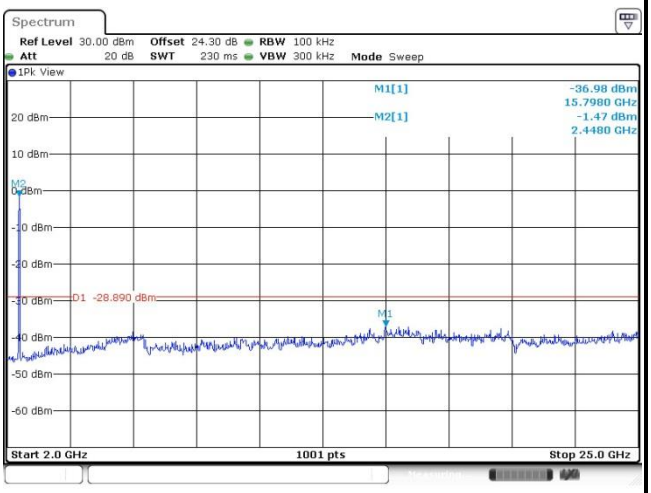
Date: 11.SEP.2018 23:09:20	Date: 11.SEP.2018 23:09:28

3.5 Radiated Band Edges and Spurious Emission Measurement

3.5.1 Limit of Radiated band edge and Spurious Emission Measurement

In any 100 kHz bandwidth outside the intentional radiator frequency band, all harmonics/spurious must be at least 20 dB below the highest emission level within the authorized band. If the output power of this device was measured by spectrum analyzer, the attenuation under this paragraph shall be 30 dB instead of 20 dB. In addition, radiated emissions which fall in the restricted bands must also comply with the limits as below.

Frequency (MHz)	Field Strength (microvolts/meter)	Measurement Distance (meters)
0.009 – 0.490	2400/F(kHz)	300
0.490 – 1.705	24000/F(kHz)	30
1.705 – 30.0	30	30
30 – 88	100	3
88 – 216	150	3
216 - 960	200	3
Above 960	500	3

3.5.2 Measuring Instruments

See list of measuring equipment of this test report.

3.5.3 Test Procedures

1. The testing follows FCC KDB Publication No. 558074 D01 DTS Meas. Guidance v05.
2. The EUT was arranged to its worst case and then tune the antenna tower (from 1 m to 4 m) and turntable (from 0 degree to 360 degrees) to find the maximum reading. A pre-amp and a high pass filter are used for the test in order to get better signal level.
3. The EUT was placed on a turntable with 0.8 meter for frequency below 1GHz and 1.5 meter for frequency above 1GHz respectively above ground.
4. The EUT was set 3 meters from the interference receiving antenna, which was mounted on the top of a variable height antenna tower.
5. Corrected Reading: Antenna Factor + Cable Loss + Read Level - Preamp Factor = Level
6. For testing below 1GHz, if the emission level of the EUT in peak mode was 3 dB lower than the limit specified, then peak values of EUT will be reported, otherwise, the emissions will be repeated one by one using the CISPR quasi-peak method and reported.
7. For testing above 1GHz, the emission level of the EUT in peak mode was 20dB lower than average limit (that means the emission level in average mode also complies with the limit in average mode), then peak values of EUT will be reported, otherwise, the emissions will be measured in average mode again and reported.
8. Use the following spectrum analyzer settings:
   (1) Span shall wide enough to fully capture the emission being measured;
   (2) Set RBW=100 kHz for f < 1 GHz; VBW ≥ RBW; Sweep = auto; Detector function = peak; Trace = max hold;
   (3) Set RBW = 1 MHz, VBW= 3MHz for f ≥ 1 GHz for peak measurement.
   For average measurement:
   - VBW = 10 Hz, when duty cycle is no less than 98 percent.
   - VBW ≥ 1/T, when duty cycle is less than 98 percent where T is the minimum transmission duration over which the transmitter is on and is transmitting at its maximum power control level for the tested mode of operation.

3.5.4 Test Setup

For radiated emissions below 30MHz

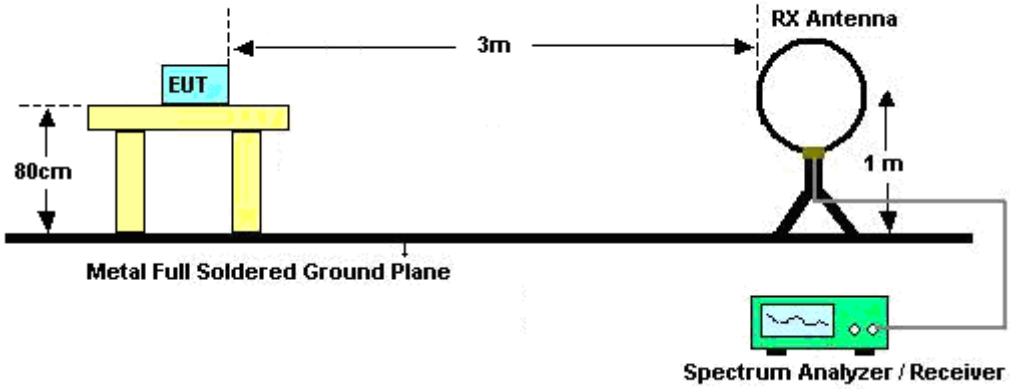

For radiated emissions from 30MHz to 1GHz

<CDD Mode>

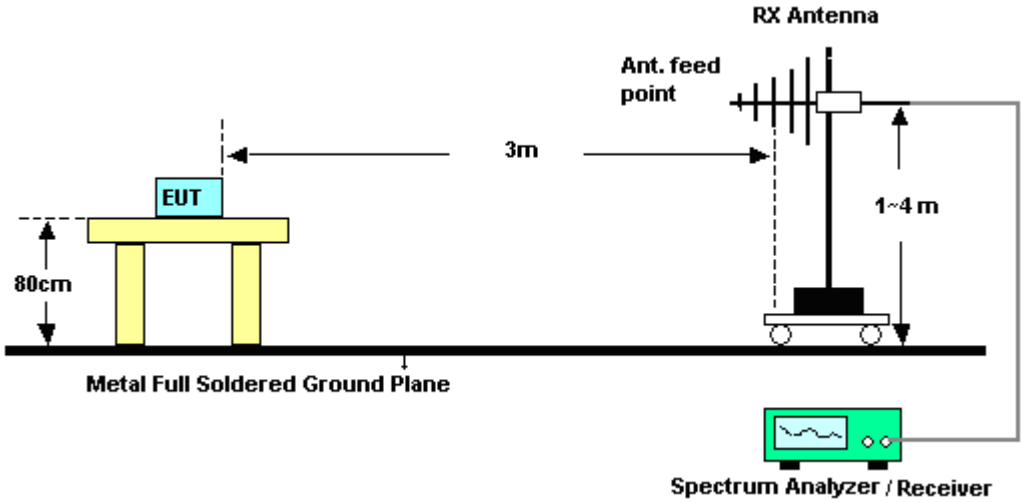

<TXBF Modes>

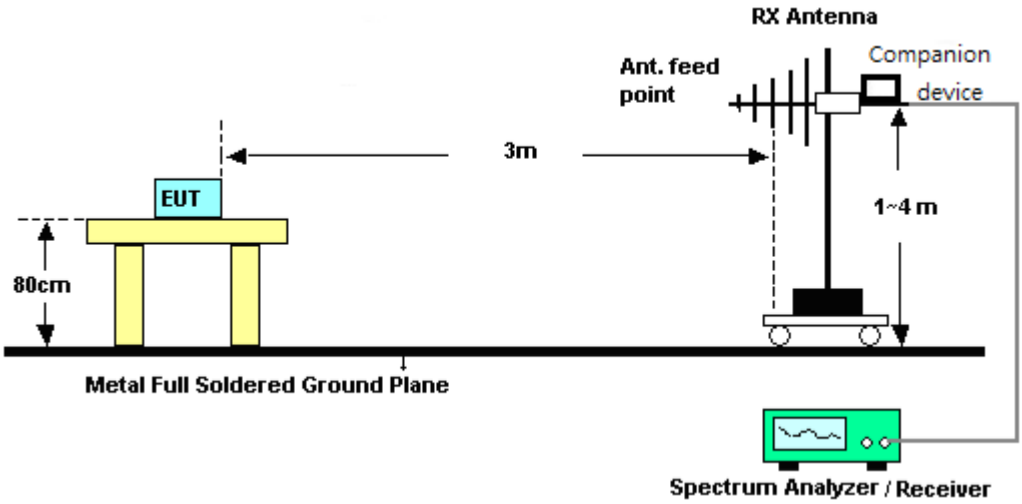

For radiated emissions above 1GHz

<CDD Mode>

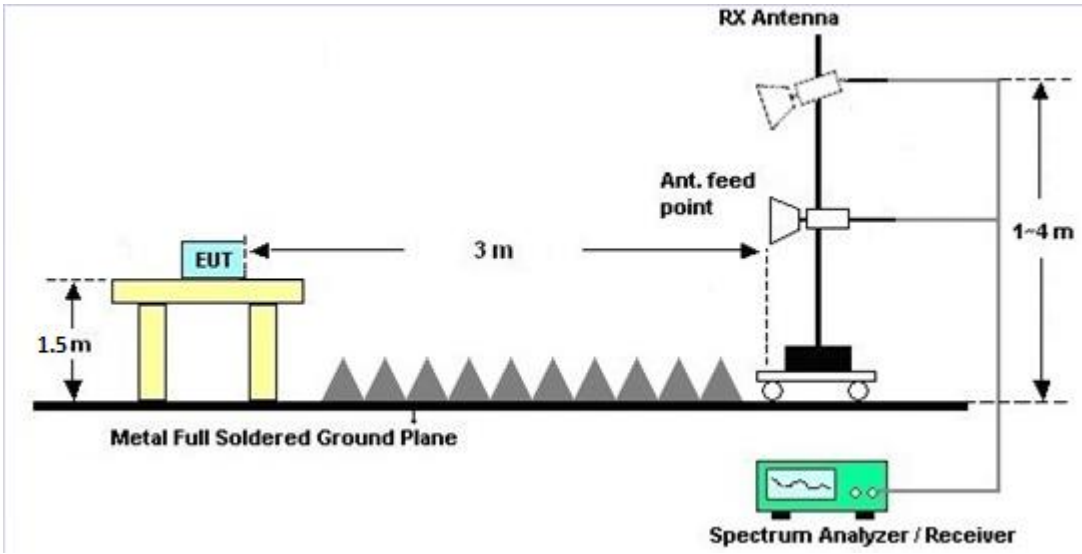

<TXBF Modes>

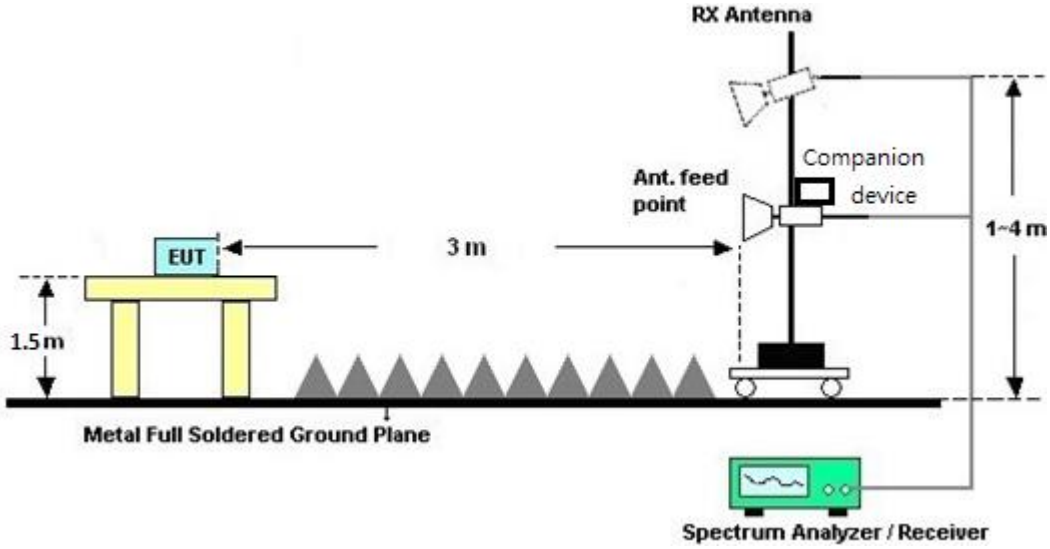

3.5.5 Test Results of Radiated Spurious Emissions (9kHz ~ 30MHz)

The low frequency, which started from 9 kHz to 30MHz, was pre-scanned and the result which was 20dB lower than the limit line was not reported.

There is a comparison data of both open-field test site and alternative test site - semi-Anechoic chamber according to 414788 D01 Radiated Test Site v01r01, and the result came out very similar.

3.5.6 Test Result of Radiated Spurious at Band Edges

Please refer to Appendix B and C.

3.5.7 Duty Cycle

Please refer to Appendix D.

3.5.8 Test Result of Radiated Spurious Emission (30MHz ~ 10th Harmonic)

Please refer to Appendix B and C.

3.6 AC Conducted Emission Measurement

3.6.1 Limit of AC Conducted Emission

For equipment that is designed to be connected to the public utility (AC) power line, the radio frequency voltage that is conducted back onto the AC power line on any frequency or frequencies within the band 150 kHz to 30 MHz shall not exceed the limits in the following table.

Frequency of Emission (MHz)	Conducted Limit (dBμV)	
	Quasi-Peak	Average
0.15-0.5	66 to 56*	56 to 46*
0.5-5	56	46
5-30	60	50

*Decreases with the logarithm of the frequency.

3.6.2 Measuring Instruments

See list of measuring equipment of this test report.

3.6.3 Test Procedures

1. The EUT was placed 0.4 meter from the conducting wall of the shielding room, and it was kept at least 80 centimeters from any other grounded conducting surface.
2. Connect EUT to the power mains through a line impedance stabilization network (LISN).
3. All the support units are connecting to the other LISN.
4. The LISN provides 50 ohm coupling impedance for the measuring instrument.
5. The FCC states that a 50 ohm, 50 microhenry LISN should be used.
6. Both sides of AC line were checked for maximum conducted interference.
7. The frequency range from 150 kHz to 30 MHz was searched.
8. Set the test-receiver system to Peak Detect Function and specified bandwidth (IF bandwidth = 9kHz) with Maximum Hold Mode.

3.6.4 Test Setup

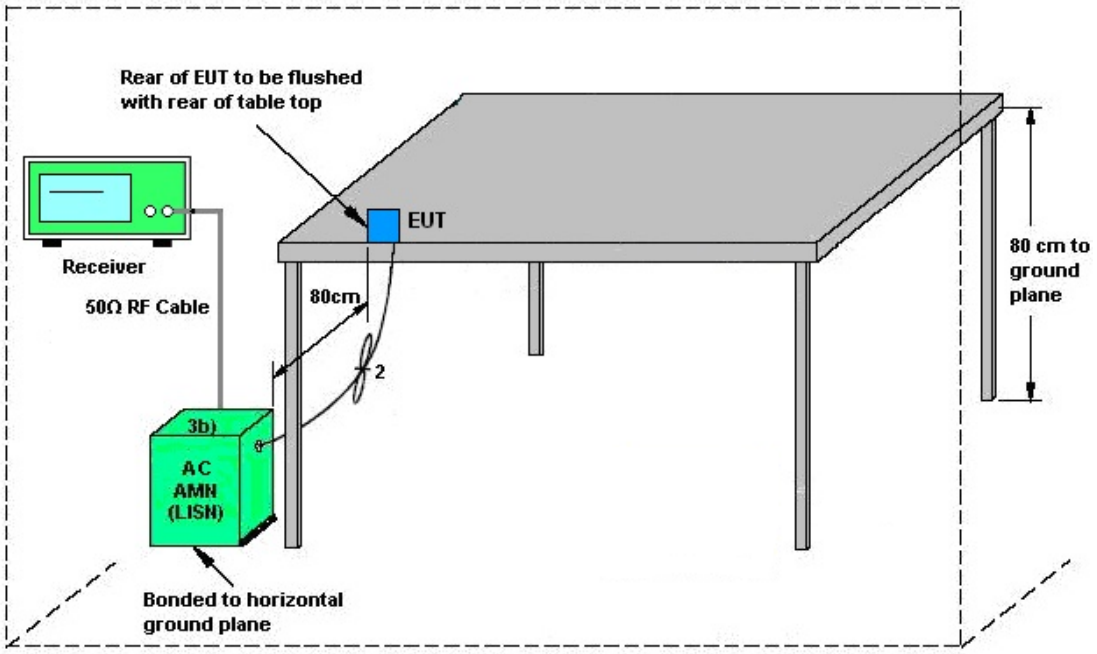

AMN = Artificial mains network (LISN)
AE = Associated equipment
EUT = Equipment under test
ISN = Impedance stabilization network

3.6.5 Test Result of AC Conducted Emission

Please refer to Appendix A.

3.7 Antenna Requirements

3.7.1 Standard Applicable

If directional gain of transmitting Antennas is greater than 6dBi, the power shall be reduced by the same level in dB comparing to gain minus 6dBi. The use of a permanently attached Antenna or of an Antenna that uses a unique coupling to the intentional radiator shall be considered sufficient to comply with the rule.

3.7.2 Antenna Anti-Replacement Construction

An embedded-in antenna design is used.

3.7.3 Antenna Gain

<CDD Modes >

FCC KDB 662911 D01 Multiple Transmitter Output v02r01

For CDD transmissions, directional gain is calculated as

Directional gain = G_{ANT} + Array Gain, where Array Gain is as follows.

For power spectral density (PSD) measurements on all devices,

Array Gain = 10 log(N_{ANT}/N_{SS}=1) dB.

For power measurements on IEEE 802.11 devices,

Array Gain = 0 dB (i.e., no array gain) for $N_{ANT} \leq 4$.

Directional gain may be calculated by using the formulas applicable to equal gain antennas with G_{ANT} set equal to the gain of the antenna having the highest gain;

The EUT supports CDD mode.

For power, the directional gain G_{ANT} is set equal to the antenna having the highest gain, i.e., F)2)f)i).

For PSD, the directional gain calculation is following F)2)f)ii) of KDB 662911 D01 v02r01.

The power and PSD limit should be modified if the directional gain of EUT is over 6 dBi,

The directional gain “DG” is calculated as following table.

<CDD Modes>

	Ant. 1 (dBi)	Ant. 2 (dBi)	DG for Power (dBi)	DG for PSD (dBi)	Power Limit Reduction (dB)	PSD Limit Reduction (dB)
2.4 GHz	2.00	2.00	2.00	5.01	0.00	0.00

Power Limit Reduction = DG(Power) – 6dBi, (min = 0)

PSD Limit Reduction = DG(PSD) – 6dBi, (min = 0)

TXBF modes

FCC KDB 662911 D01 Multiple Transmitter Output v02r01

For CDD transmissions, directional gain is calculated as

$$DirectionalGain = 10 \cdot \log \left[\frac{\sum_{j=1}^{N_{SS}} \left\{ \sum_{k=1}^{N_{ANT}} g_{j,k} \right\}^2}{N_{ANT}} \right]$$

where

Each antenna is driven by no more than one spatial stream;

N_{SS} = the number of independent spatial streams of data;

N_{ANT} = the total number of antennas

$g_{j,k} = 10^{G_k/20}$ if the kth antenna is being fed by spatial stream j, or zero if it is not;

G_k is the gain in dBi of the kth antenna.

The EUT supports beamforming for 802.11ac modes.

The directional gain calculation is following F)2)e)ii) of KDB 662911 D01 v02r01.

The power and PSD limit should be modified if the directional gain of EUT is over 6 dBi,

The directional gain "DG" is calculated as following table.

	Ant. 1 (dBi)	Ant. 2 (dBi)	DG for Power (dBi)	DG for PSD (dBi)	Power Limit Reduction (dB)	PSD Limit Reduction (dB)
2.4 GHz	2.00	2.00	5.01	5.01	0.00	0.00

Power Limit Reduction = DG(Power) – 6dBi, (min = 0)

PSD Limit Reduction = DG(PSD) – 6dBi, (min = 0)

4 List of Measuring Equipment

Instrument	Manufacturer	Model No.	Serial No.	Characteristics	Calibration Date	Test Date	Due Date	Remark
Power Meter	Anritsu	ML2495A	1132003	N/A	Aug. 16, 2018	Sep. 11, 2018 ~ Sep. 17, 2018	Aug. 15, 2019	Conducted (TH05-HY)
Power Sensor	Anritsu	MA2411B	1126017	300MHz~40GHz	Aug. 16, 2018	Sep. 11, 2018 ~ Sep. 17, 2018	Aug. 15, 2019	Conducted (TH05-HY)
Spectrum Analyzer	Rohde & Schwarz	FSP40	100057	9kHz-40GHz	Nov. 21, 2017	Sep. 11, 2018 ~ Sep. 17, 2018	Nov. 20, 2018	Conducted (TH05-HY)
Signal Analyzer	Rohde & Schwarz	FSV40	101397	10Hz~40GHz	Nov. 07, 2017	Sep. 11, 2018 ~ Sep. 17, 2018	Nov. 06, 2018	Conducted (TH05-HY)
Switch Box & RF Cable	Burgeon	ETF-058	EC1300484	N/A	Mar. 01, 2018	Sep. 11, 2018 ~ Sep. 17, 2018	Feb. 28, 2019	Conducted (TH05-HY)
Power Sensor	DARE	RPR3006W	13I00030SNO31	10MHz~6GHz	Sep. 25, 2017	Sep. 11, 2018 ~ Sep. 17, 2018	Sep. 24, 2018	Conducted (TH05-HY)
Signal Analyzer	Rohde & Schwarz	FSV40	101397	10Hz~40GHz	Nov. 07, 2017	Sep. 11, 2018 ~ Sep. 17, 2018	Nov. 06, 2018	Conducted (TH05-HY)
Switch Box & RF Cable	Burgeon	ETF-058	EC1300484	N/A	Mar. 01, 2018	Sep. 11, 2018 ~ Sep. 17, 2018	Feb. 28, 2019	Conducted (TH05-HY)
AC Power Source	ChainTek	APC-1000W	N/A	N/A	N/A	Aug. 23, 2018	N/A	Conduction (CO05-HY)
EMI Test Receiver	Rohde & Schwarz	ESR3	102388	9KHz~3.6GHz	Dec. 08, 2017	Aug. 23, 2018	Dec. 07, 2018	Conduction (CO05-HY)
LISN	Rohde & Schwarz	ENV216	100080	9kHz~30MHz	Nov. 30, 2017	Aug. 23, 2018	Nov. 29, 2018	Conduction (CO05-HY)
Software	Rohde & Schwarz	EMC32 V10.30	N/A	N/A	N/A	Aug. 23, 2018	N/A	Conduction (CO05-HY)
LF Cable	HUBER + SUHNER	RG-214/U	LF01	N/A	Jan. 03, 2018	Aug. 23, 2018	Jan. 02, 2019	Conduction (CO05-HY)
Pulse Limiter	Rohde & Schwarz	ESH3-Z2	100851	N/A	Jan. 03, 2018	Aug. 23, 2018	Jan. 02, 2019	Conduction (CO05-HY)
Bilog Antenna	TESEQ	CBL 6111D&00800N1D01N-06	35419&03	30MHz to 1GHz	Dec. 18, 2017	Aug. 22, 2018 ~ Sep. 13, 2018	Dec. 17, 2018	Radiation (03CH07-HY)
Double Ridge Horn Antenna	EMCO	3117	00066583	1GHz~18GHz	Aug. 06, 2018	Aug. 22, 2018 ~ Sep. 13, 2018	Aug. 05, 2019	Radiation (03CH07-HY)
Loop Antenna	Rohde & Schwarz	HFH2-Z2	100315	9 kHz~30 MHz	Nov. 10, 2017	Aug. 22, 2018 ~ Sep. 13, 2018	Nov. 09, 2018	Radiation (03CH07-HY)
Preamplifier	MITEQ	AMF-7D-00101800-30-10P	1590075	1GHz ~ 18GHz	Apr. 25, 2018	Aug. 22, 2018 ~ Sep. 13, 2018	Apr. 24, 2019	Radiation (03CH07-HY)
Preamplifier	COM-POWER	PA-103A	161241	10MHz-1GHz	May 21, 2018	Aug. 22, 2018 ~ Sep. 13, 2018	May 20, 2019	Radiation (03CH07-HY)
Preamplifier	Agilent	8449B	3008A02362	1GHz~ 26.5GHz	Oct. 30, 2017	Aug. 22, 2018 ~ Sep. 13, 2018	Oct. 29, 2018	Radiation (03CH07-HY)
Spectrum Analyzer	Agilent	N9010A	MY53470118	10Hz~44GHz	Apr. 17, 2018	Aug. 22, 2018 ~ Sep. 13, 2018	Apr. 16, 2019	Radiation (03CH07-HY)

Instrument	Manufacturer	Model No.	Serial No.	Characteristics	Calibration Date	Test Date	Due Date	Remark
Filter	Microwave	H1G013G1	SN477215	1.0G High Pass	Dec. 07, 2017	Aug. 22, 2018 ~ Sep. 13, 2018	Dec. 06, 2018	Radiation (03CH07-HY)
Filter	Wainwright	WLKS1200-8SS	SN3	1.2G Low Pass	Nov. 21, 2017	Aug. 22, 2018 ~ Sep. 13, 2018	Nov. 20, 2018	Radiation (03CH07-HY)
Filter	Microwave	H3G018G1	SN477220	3.0G High Pass	Nov. 21, 2017	Aug. 22, 2018 ~ Sep. 13, 2018	Nov. 20, 2018	Radiation (03CH07-HY)
Filter	Microwave	WHKX7.0/26.5G-6SS	SN4	7G High Pass	Nov. 21, 2017	Aug. 22, 2018 ~ Sep. 13, 2018	Nov. 20, 2018	Radiation (03CH07-HY)
RF Cable	HUBER + SUHNER	SUCOFLEX 104	MY24971/4,MY28655/4	9KHz~30MHz	Jan. 02, 2018	Aug. 22, 2018 ~ Sep. 13, 2018	Jan. 01, 2019	Radiation (03CH07-HY)
RF Cable	HUBER + SUHNER	SUCOFLEX 104	MY28655/4, Y24971/4, MY15682/4	30MHz~1GHz	Feb. 27, 2018	Aug. 22, 2018 ~ Sep. 13, 2018	Feb. 26, 2019	Radiation (03CH07-HY)
RF Cable	HUBER + SUHNER	SUCOFLEX 104	MY28655/4, Y24971/4, MY15682/4	1GHz~18GHz	Feb. 27, 2018	Aug. 22, 2018 ~ Sep. 13, 2018	Feb. 26, 2019	Radiation (03CH07-HY)
RF Cable	HUBER + SUHNER	SUCOFLEX 102	MY2858/2	18GHz~40GHz	Feb. 27, 2018	Aug. 22, 2018 ~ Sep. 13, 2018	Feb. 26, 2019	Radiation (03CH07-HY)
Antenna Mast	Max-Full	MFA520BS	N/A	1m~4m	N/A	Aug. 22, 2018 ~ Sep. 13, 2018	N/A	Radiation (03CH07-HY)
Turn Table	ChainTek	Chaintek 3000	N/A	0~360 Degree	N/A	Aug. 22, 2018 ~ Sep. 13, 2018	N/A	Radiation (03CH07-HY)
Amplifier	MITEQ	TTA1840-35-HG	1871923	18GHz~40GHz, VSWR : 2.5:1 max	Jul. 16, 2018	Aug. 22, 2018 ~ Sep. 13, 2018	Jul. 15, 2019	Radiation (03CH07-HY)
SHF-EHF Horn Antenna	SCHWARZBECK	BBHA 9170	BBHA9170251	18GHz- 40GHz	Nov. 10, 2017	Aug. 22, 2018 ~ Sep. 13, 2018	Nov. 09, 2018	Radiation (03CH07-HY)
EMI Test Receiver	Agilent	N9038A (MXE)	MY53290053	20Hz to 26.5GHz	Jan. 16, 2018	Aug. 22, 2018 ~ Sep. 13, 2018	Jan. 15, 2019	Radiation (03CH07-HY)
Software	Audix	E3 6.2009-8-24	80504004656H	N/A	N/A	Aug. 22, 2018 ~ Sep. 13, 2018	N/A	Radiation (03CH07-HY)

5 Uncertainty of Evaluation

Uncertainty of Conducted Emission Measurement (150 kHz ~ 30 MHz)

Measuring Uncertainty for a Level of Confidence of 95% (U = 2Uc(y))	2.2

Uncertainty of Radiated Emission Measurement (30 MHz ~ 1000 MHz)

Measuring Uncertainty for a Level of Confidence of 95% (U = 2Uc(y))	5.7

Uncertainty of Radiated Emission Measurement (1000 MHz ~ 18000 MHz)

Measuring Uncertainty for a Level of Confidence of 95% (U = 2Uc(y))	5.5

Uncertainty of Radiated Emission Measurement (18000 MHz ~ 40000 MHz)

Measuring Uncertainty for a Level of Confidence of 95% (U = 2Uc(y))	5.2

Appendix A. AC Conducted Emission Test Results

Test Engineer :	Jimmy Chang	**Temperature :**	25~27℃
		Relative Humidity :	50~52%
Test Voltage :	120Vac / 60Hz	**Phase :**	Line

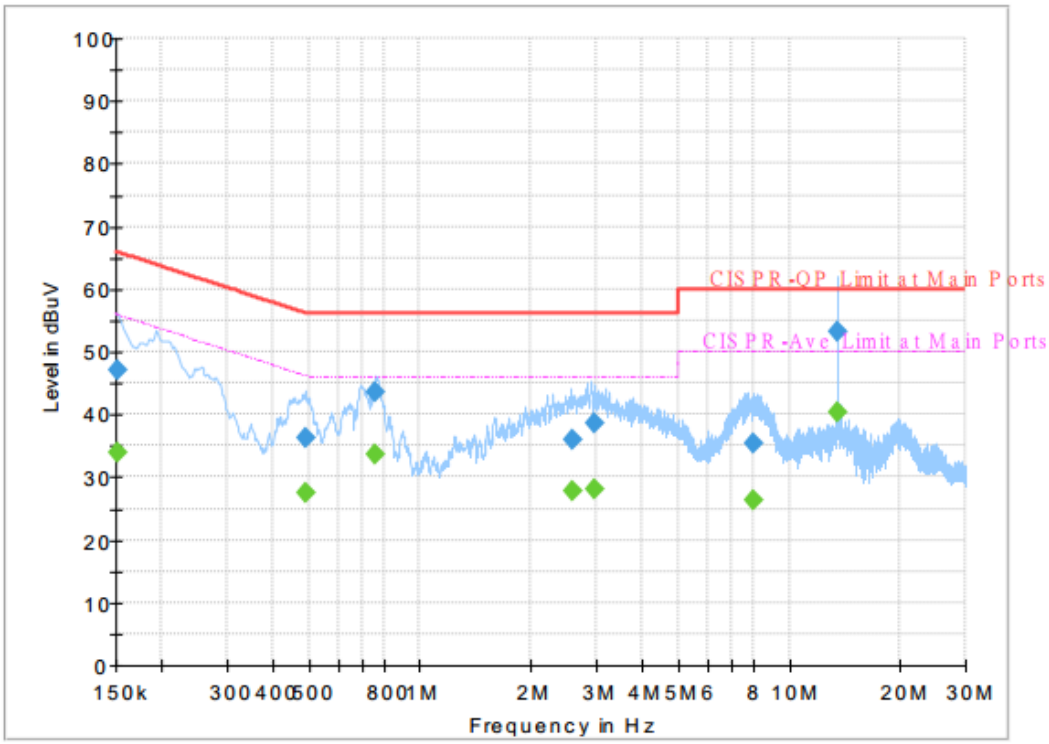

Final Result

Frequency (MHz)	QuasiPeak (dBuV)	CAverage (dBuV)	Limit (dBuV)	Margin (dB)	Line	Filter	Corr. (dB)
0.152250	47.19	---	65.88	18.69	L1	OFF	19.5
0.152250	---	33.97	55.88	21.91	L1	OFF	19.5
0.489750	36.40	---	56.17	19.77	L1	OFF	19.5
0.489750	---	27.56	46.17	18.61	L1	OFF	19.5
0.759750	43.49	---	56.00	12.51	L1	OFF	19.5
0.759750	---	33.57	46.00	12.43	L1	OFF	19.5
2.593500	35.97	---	56.00	20.03	L1	OFF	19.5
2.593500	---	27.75	46.00	18.25	L1	OFF	19.5
2.978250	38.73	---	56.00	17.27	L1	OFF	19.6
2.978250	---	28.20	46.00	17.80	L1	OFF	19.6
8.000250	35.31	---	60.00	24.69	L1	OFF	19.7
8.000250	---	26.46	50.00	23.54	L1	OFF	19.7
13.560000	53.09	---	60.00	6.91	L1	OFF	19.7
13.560000	---	40.34	50.00	9.66	L1	OFF	19.7

Test Engineer :	Jimmy Chang	**Temperature :**	25~27℃
		Relative Humidity :	50~52%
Test Voltage :	120Vac / 60Hz	**Phase :**	Neutral

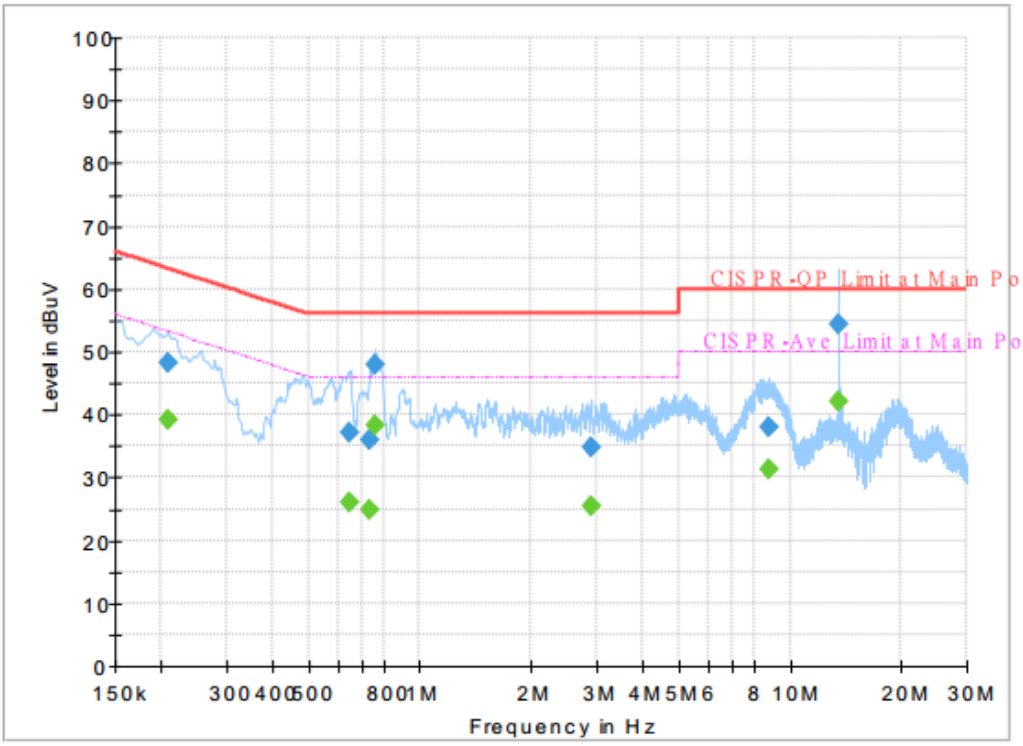

Final Result

Frequency (MHz)	QuasiPeak (dBuV)	CAverage (dBuV)	Limit (dBuV)	Margin (dB)	Line	Filter	Corr. (dB)
0.208500	48.25	---	63.27	15.02	N	OFF	19.5
0.208500	---	39.28	53.27	13.99	N	OFF	19.5
0.647250	37.02	---	56.00	18.98	N	OFF	19.5
0.647250	---	26.06	46.00	19.94	N	OFF	19.5
0.732750	36.10	---	56.00	19.90	N	OFF	19.5
0.732750	---	24.74	46.00	21.26	N	OFF	19.5
0.757500	47.87	---	56.00	8.13	N	OFF	19.5
0.757500	---	38.43	46.00	7.57	N	OFF	19.5
2.908500	34.66	---	56.00	21.34	N	OFF	19.6
2.908500	---	25.34	46.00	20.66	N	OFF	19.6
8.756250	38.06	---	60.00	21.94	N	OFF	19.7
8.756250	---	31.35	50.00	18.65	N	OFF	19.7
13.560000	54.34	---	60.00	5.66	N	OFF	19.8
13.560000	---	42.08	50.00	7.92	N	OFF	19.8

Appendix B. Radiated Spurious Emission

Test Engineer :	Jesse Wang, Stan Hsieh, and Nick Yu	Temperature :	24~26°C
		Relative Humidity :	51~53%

<CDD Mode>

<For Earphone 1>

2.4GHz 2400~2483.5MHz

WIFI 802.11b (Band Edge @ 3m)

WIFI Ant. 1	Note	Frequency (MHz)	Level (dBμV/m)	Over Limit (dB)	Limit Line (dBμV/m)	Read Level (dBμV)	Antenna Factor (dB/m)	Path Loss (dB)	Preamp Factor (dB)	Ant Pos (cm)	Table Pos (deg)	Peak Avg. (P/A)	Pol. (H/V)
802.11b CH 01 2412MHz		2389.8	64.76	-9.24	74	50.22	32.16	17.43	35.05	100	283	P	H
		2390	52.7	-1.3	54	38.16	32.16	17.43	35.05	100	283	A	H
	*	2412	113.78	-	-	99.23	32.17	17.43	35.05	100	283	P	H
	*	2412	110.6	-	-	96.05	32.17	17.43	35.05	100	283	A	H
													H
													H
		2387.7	62.04	-11.96	74	47.49	32.16	17.43	35.04	100	235	P	V
		2390	52.07	-1.93	54	37.53	32.16	17.43	35.05	100	235	A	V
	*	2412	111.9	-	-	97.35	32.17	17.43	35.05	100	235	P	V
	*	2412	108.78	-	-	94.23	32.17	17.43	35.05	100	235	A	V
													V
													V
802.11b CH 02 2417MHz		2387.84	57.82	-16.18	74	43.27	32.16	17.43	35.04	124	282	P	H
		2388.68	50.98	-3.02	54	36.43	32.16	17.43	35.04	124	282	A	H
	*	2417	113.9	-	-	99.36	32.17	17.43	35.06	124	282	P	H
	*	2417	110.78	-	-	96.24	32.17	17.43	35.06	124	282	A	H
													H
													H
		2388.4	57.98	-16.02	74	43.43	32.16	17.43	35.04	100	234	P	V
		2388.82	50.64	-3.36	54	36.09	32.16	17.43	35.04	100	234	A	V
	*	2417	111.72	-	-	97.18	32.17	17.43	35.06	100	234	P	V
	*	2417	108.59	-	-	94.05	32.17	17.43	35.06	100	234	A	V
													V
													V

802.11b CH 06 2437MHz		2384.06	58.14	-15.86	74	43.6	32.15	17.43	35.04	100	284	P	H
		2386.44	47.28	-6.72	54	32.73	32.16	17.43	35.04	100	284	A	H
	*	2437	112.88	-	-	98.27	32.18	17.49	35.06	100	284	P	H
	*	2437	109.76	-	-	95.15	32.18	17.49	35.06	100	284	A	H
		2485.37	56.31	-17.69	74	41.64	32.19	17.55	35.07	100	284	P	H
		2485.58	48.49	-5.51	54	33.82	32.19	17.55	35.07	100	284	A	H
		2386.86	55.55	-18.45	74	41	32.16	17.43	35.04	115	248	P	V
		2385.88	47.4	-6.6	54	32.85	32.16	17.43	35.04	115	248	A	V
	*	2437	111.09	-	-	96.48	32.18	17.49	35.06	115	248	P	V
	*	2437	107.92	-	-	93.31	32.18	17.49	35.06	115	248	A	V
		2484.18	55.55	-18.45	74	40.88	32.19	17.55	35.07	115	248	P	V
		2485.65	46.34	-7.66	54	31.67	32.19	17.55	35.07	115	248	A	V
802.11b CH 10 2457MHz	*	2457	112.66	-	-	98.04	32.19	17.49	35.06	125	274	P	H
	*	2457	109.7	-	-	95.08	32.19	17.49	35.06	125	274	A	H
		2488.48	55.55	-18.45	74	40.87	32.2	17.55	35.07	125	274	P	H
		2483.74	47.43	-6.57	54	32.76	32.19	17.55	35.07	125	274	A	H
													H
													H
	*	2457	110.91	-	-	96.29	32.19	17.49	35.06	108	242	P	V
	*	2457	108.01	-	-	93.39	32.19	17.49	35.06	108	242	A	V
		2497.18	55.19	-18.81	74	40.52	32.2	17.55	35.08	108	242	P	V
		2483.68	45.77	-8.23	54	31.1	32.19	17.55	35.07	108	242	A	V
													V
													V

802.11b CH 11 2462MHz	*	2462	111.17	-	-	96.49	32.19	17.55	35.06	107	276	P	H
	*	2462	108.07	-	-	93.39	32.19	17.55	35.06	107	276	A	H
		2484.24	59.49	-14.51	74	44.82	32.19	17.55	35.07	107	276	P	H
		2484.64	50.36	-3.64	54	35.69	32.19	17.55	35.07	107	276	A	H
													H
													H
	*	2462	109.08	-	-	94.4	32.19	17.55	35.06	108	240	P	V
	*	2462	105.95	-	-	91.27	32.19	17.55	35.06	108	240	A	V
		2484.8	57.04	-16.96	74	42.37	32.19	17.55	35.07	108	240	P	V
		2484.6	48.79	-5.21	54	34.12	32.19	17.55	35.07	108	240	A	V
													V
													V
Remark	1. No other spurious found. 2. All results are PASS against Peak and Average limit line.												

2.4GHz 2400~2483.5MHz

WIFI 802.11b (Harmonic @ 3m)

WIFI Ant. 1	Note	Frequency (MHz)	Level (dBμV/m)	Over Limit (dB)	Limit Line (dBμV/m)	Read Level (dBμV)	Antenna Factor (dB/m)	Path Loss (dB)	Preamp Factor (dB)	Ant Pos (cm)	Table Pos (deg)	Peak Avg. (P/A)	Pol. (H/V)
802.11b CH 01 2412MHz		4824	51.87	-22.13	74	65.6	34.63	10.98	59.34	100	16	P	H
		4824	48.55	-5.45	54	62.28	34.63	10.98	59.34	100	16	A	H
													H
													H
		4824	53.78	-20.22	74	67.51	34.63	10.98	59.34	100	274	P	V
		4824	50.55	-3.45	54	64.28	34.63	10.98	59.34	100	274	A	V
													V
													V
802.11b CH 06 2437MHz		4874	48.39	-25.61	74	61.95	34.65	11.03	59.24	100	0	P	H
		7311	52.9	-21.1	74	61.63	35.74	13.66	58.13	100	327	P	H
		7311	47.98	-6.02	54	56.71	35.74	13.66	58.13	100	327	A	H
													H
		4874	51.81	-22.19	74	65.37	34.65	11.03	59.24	100	23	P	V
		4874	48.82	-5.18	54	62.38	34.65	11.03	59.24	100	23	A	V
		7311	53.97	-20.03	74	62.7	35.74	13.66	58.13	100	357	P	V
		7311	49.53	-4.47	54	58.26	35.74	13.66	58.13	100	357	A	V
802.11b CH 11 2462MHz		4924	47.73	-26.27	74	61.11	34.67	11.09	59.14	100	0	P	H
		7386	48.11	-25.89	74	56.89	35.72	13.76	58.26	100	0	P	H
													H
													H
		4924	53.32	-20.68	74	66.7	34.67	11.09	59.14	100	33	P	V
		4924	50.59	-3.41	54	63.97	34.67	11.09	59.14	100	33	A	V
		7386	53.18	-20.82	74	61.96	35.72	13.76	58.26	100	0	P	V
		7386	47.94	-6.06	54	56.72	35.72	13.76	58.26	100	0	A	V
Remark	1. No other spurious found. 2. All results are PASS against Peak and Average limit line.												

2.4GHz 2400~2483.5MHz

WIFI 802.11g (Band Edge @ 3m)

WIFI Ant. 1	Note	Frequency (MHz)	Level (dBμV/m)	Over Limit (dB)	Limit Line (dBμV/m)	Read Level (dBμV)	Antenna Factor (dB/m)	Path Loss (dB)	Preamp Factor (dB)	Ant Pos (cm)	Table Pos (deg)	Peak Avg. (P/A)	Pol. (H/V)
802.11g CH 01 2412MHz		2389.695	60.99	-13.01	74	46.44	32.16	17.43	35.04	100	283	P	H
		2390	51.85	-2.15	54	37.31	32.16	17.43	35.05	100	283	A	H
	*	2412	111.41	-	-	96.86	32.17	17.43	35.05	100	283	P	H
	*	2412	103.34	-	-	88.79	32.17	17.43	35.05	100	283	A	H
													H
													H
		2390	61.91	-12.09	74	47.37	32.16	17.43	35.05	100	241	P	V
		2390	51.12	-2.88	54	36.58	32.16	17.43	35.05	100	241	A	V
	*	2412	109.39	-	-	94.84	32.17	17.43	35.05	100	241	P	V
	*	2412	101.47	-	-	86.92	32.17	17.43	35.05	100	241	A	V
													V
													V
802.11g CH 02 2417MHz		2384.9	61.73	-12.27	74	47.19	32.15	17.43	35.04	122	283	P	H
		2389.94	51.41	-2.59	54	36.87	32.16	17.43	35.05	122	283	A	H
	*	2417	113.74	-	-	99.2	32.17	17.43	35.06	122	283	P	H
	*	2417	105.98	-	-	91.44	32.17	17.43	35.06	122	283	A	H
													H
													H
		2389.52	62.64	-11.36	74	48.09	32.16	17.43	35.04	100	234	P	V
		2389.94	51.38	-2.62	54	36.84	32.16	17.43	35.05	100	234	A	V
	*	2417	111.8	-	-	97.26	32.17	17.43	35.06	100	234	P	V
	*	2417	103.95	-	-	89.41	32.17	17.43	35.06	100	234	A	V
													V
													V

802.11g CH 06 2437MHz		2387.14	60.54	-13.46	74	45.99	32.16	17.43	35.04	100	282	P	H
		2389.94	48.44	-5.56	54	33.9	32.16	17.43	35.05	100	282	A	H
	*	2437	114.23	-	-	99.62	32.18	17.49	35.06	100	282	P	H
	*	2437	107.2	-	-	92.59	32.18	17.49	35.06	100	282	A	H
		2484.74	63.39	-10.61	74	48.72	32.19	17.55	35.07	100	282	P	H
		2483.5	52.11	-1.89	54	37.44	32.19	17.55	35.07	100	282	A	H
		2389.8	60.34	-13.66	74	45.8	32.16	17.43	35.05	114	243	P	V
		2389.94	47.34	-6.66	54	32.8	32.16	17.43	35.05	114	243	A	V
	*	2437	113.17	-	-	98.56	32.18	17.49	35.06	114	243	P	V
	*	2437	105.93	-	-	91.32	32.18	17.49	35.06	114	243	A	V
		2484.11	59.28	-14.72	74	44.61	32.19	17.55	35.07	114	243	P	V
		2483.5	49.55	-4.45	54	34.88	32.19	17.55	35.07	114	243	A	V
802.11g CH 10 2457MHz		2387.14	60.54	-13.46	74	45.99	32.16	17.43	35.04	100	282	P	H
		2389.94	48.44	-5.56	54	33.9	32.16	17.43	35.05	100	282	A	H
	*	2437	114.23	-	-	99.62	32.18	17.49	35.06	100	282	P	H
	*	2437	107.2	-	-	92.59	32.18	17.49	35.06	100	282	A	H
		2484.74	63.39	-10.61	74	48.72	32.19	17.55	35.07	100	282	P	H
		2483.5	52.11	-1.89	54	37.44	32.19	17.55	35.07	100	282	A	H
		2389.8	60.34	-13.66	74	45.8	32.16	17.43	35.05	114	243	P	V
		2389.94	47.34	-6.66	54	32.8	32.16	17.43	35.05	114	243	A	V
	*	2437	113.17	-	-	98.56	32.18	17.49	35.06	114	243	P	V
	*	2437	105.93	-	-	91.32	32.18	17.49	35.06	114	243	A	V
		2484.11	59.28	-14.72	74	44.61	32.19	17.55	35.07	114	243	P	V
		2483.5	49.55	-4.45	54	34.88	32.19	17.55	35.07	114	243	A	V

802.11g CH 11 2462MHz	*	2462	110.32	-	-	95.64	32.19	17.55	35.06	105	275	P	H
	*	2462	102.43	-	-	87.75	32.19	17.55	35.06	105	275	A	H
		2484.6	63.27	-10.73	74	48.6	32.19	17.55	35.07	105	275	P	H
		2483.56	52.62	-1.38	54	37.95	32.19	17.55	35.07	105	275	A	H
													H
													H
	*	2462	108.44	-	-	93.76	32.19	17.55	35.06	110	240	P	V
	*	2462	100.52	-	-	85.84	32.19	17.55	35.06	110	240	A	V
		2484.48	61.78	-12.22	74	47.11	32.19	17.55	35.07	110	240	P	V
		2483.52	51.08	-2.92	54	36.41	32.19	17.55	35.07	110	240	A	V
													V
													V
Remark	1. No other spurious found. 2. All results are PASS against Peak and Average limit line.												

2.4GHz 2400~2483.5MHz

WIFI 802.11g (Harmonic @ 3m)

WIFI Ant. 1	Note	Frequency (MHz)	Level (dBμV/m)	Over Limit (dB)	Limit Line (dBμV/m)	Read Level (dBμV)	Antenna Factor (dB/m)	Path Loss (dB)	Preamp Factor (dB)	Ant Pos (cm)	Table Pos (deg)	Peak Avg. (P/A)	Pol. (H/V)
802.11g CH 01 2412MHz		4824	42.13	-31.87	74	55.86	34.63	10.98	59.34	100	0	P	H
													H
													H
													H
		4824	42.89	-31.11	74	56.62	34.63	10.98	59.34	100	0	P	V
													V
													V
													V
802.11g CH 06 2437MHz		4874	47.06	-26.94	74	60.62	34.65	11.03	59.24	100	0	P	H
		7311	52.59	-21.41	74	61.32	35.74	13.66	58.13	100	331	P	H
		7311	41.93	-12.07	54	50.66	35.74	13.66	58.13	100	331	A	H
													H
		4874	51.05	-22.95	74	64.61	34.65	11.03	59.24	100	22	P	V
		4874	39.97	-14.03	54	53.53	34.65	11.03	59.24	100	22	A	V
		7311	55.8	-18.2	74	64.53	35.74	13.66	58.13	100	354	P	V
		7311	44.78	-9.22	54	53.51	35.74	13.66	58.13	100	354	A	V
802.11g CH 11 2462MHz		4924	45.6	-28.4	74	58.98	34.67	11.09	59.14	100	0	P	H
		7386	44.33	-29.67	74	53.11	35.72	13.76	58.26	100	0	P	H
													H
													H
		4924	44.33	-29.67	74	57.71	34.67	11.09	59.14	100	0	P	V
		7386	43.62	-30.38	74	52.4	35.72	13.76	58.26	100	0	P	V
													V
													V

Remark

1. No other spurious found.
2. All results are PASS against Peak and Average limit line.

2.4GHz 2400~2483.5MHz

WIFI 802.11ac VHT20 (Band Edge @ 3m)

WIFI Ant. 1	Note	Frequency (MHz)	Level (dBμV/m)	Over Limit (dB)	Limit Line (dBμV/m)	Read Level (dBμV)	Antenna Factor (dB/m)	Path Loss (dB)	Preamp Factor (dB)	Ant Pos (cm)	Table Pos (deg)	Peak Avg. (P/A)	Pol. (H/V)
802.11ac VHT20 CH 01 2412MHz		2390	61.81	-12.19	74	47.27	32.16	17.43	35.05	100	284	P	H
		2389.905	52.43	-1.57	54	37.89	32.16	17.43	35.05	100	284	A	H
	*	2412	110.47	-	-	95.92	32.17	17.43	35.05	100	284	P	H
	*	2412	102.35	-	-	87.8	32.17	17.43	35.05	100	284	A	H
													H
													H
		2389.905	61.09	-12.91	74	46.55	32.16	17.43	35.05	100	234	P	V
		2390	51.52	-2.48	54	36.98	32.16	17.43	35.05	100	234	A	V
	*	2412	108.41	-	-	93.86	32.17	17.43	35.05	100	234	P	V
	*	2412	100.59	-	-	86.04	32.17	17.43	35.05	100	234	A	V
													V
													V
802.11ac VHT20 CH 02 2417MHz		2389.52	63.02	-10.98	74	48.47	32.16	17.43	35.04	122	283	P	H
		2389.66	52.03	-1.97	54	37.48	32.16	17.43	35.04	122	283	A	H
	*	2417	113.01	-	-	98.47	32.17	17.43	35.06	122	283	P	H
	*	2417	105.48	-	-	90.94	32.17	17.43	35.06	122	283	A	H
												P	H
												A	H
		2389.94	62.36	-11.64	74	47.82	32.16	17.43	35.05	100	234	P	V
		2389.66	51.89	-2.11	54	37.34	32.16	17.43	35.04	100	234	A	V
	*	2417	111.16	-	-	96.62	32.17	17.43	35.06	100	234	P	V
	*	2417	103.4	-	-	88.86	32.17	17.43	35.06	100	234	A	V
												P	V
												A	V

		2388.96	62.21	-11.79	74	47.66	32.16	17.43	35.04	100	282	P	H
		2389.8	48.44	-5.56	54	33.9	32.16	17.43	35.05	100	282	A	H
	*	2437	114.27	-	-	99.66	32.18	17.49	35.06	100	282	P	H
	*	2437	106.53	-	-	91.92	32.18	17.49	35.06	100	282	A	H
		2484.6	63.47	-10.53	74	48.8	32.19	17.55	35.07	100	282	P	H
802.11ac		2483.55	52.56	-1.44	54	37.89	32.19	17.55	35.07	100	282	A	H
VHT20		2389.38	59.6	-14.4	74	45.05	32.16	17.43	35.04	114	243	P	V
CH 06		2389.8	47.63	-6.37	54	33.09	32.16	17.43	35.05	114	243	A	V
2437MHz	*	2437	112.9	-	-	98.29	32.18	17.49	35.06	114	243	P	V
	*	2437	105.44	-	-	90.83	32.18	17.49	35.06	114	243	A	V
		2484.25	59.95	-14.05	74	45.28	32.19	17.55	35.07	114	243	P	V
		2483.5	49.96	-4.04	54	35.29	32.19	17.55	35.07	114	243	A	V
	*	2457	111.76	-	-	97.14	32.19	17.49	35.06	105	275	P	H
	*	2457	103.85	-	-	89.23	32.19	17.49	35.06	105	275	A	H
		2484.22	65.64	-8.36	74	50.97	32.19	17.55	35.07	105	275	P	H
		2483.5	51.95	-2.05	54	37.28	32.19	17.55	35.07	105	275	A	H
802.11ac													H
VHT20													H
CH 10	*	2457	109.65	-	-	95.03	32.19	17.49	35.06	110	240	P	V
2457MHz	*	2457	101.87	-	-	87.25	32.19	17.49	35.06	110	240	A	V
		2486.02	62.8	-11.2	74	48.13	32.19	17.55	35.07	110	240	P	V
		2483.74	50.1	-3.9	54	35.43	32.19	17.55	35.07	110	240	A	V
													V
													V

	*	2462	109.21	-	-	94.53	32.19	17.55	35.06	105	276	P	H
	*	2462	101.29	-	-	86.61	32.19	17.55	35.06	105	276	A	H
		2483.8	62.48	-11.52	74	47.81	32.19	17.55	35.07	105	276	P	H
		2483.52	52.35	-1.65	54	37.68	32.19	17.55	35.07	105	276	A	H
802.11ac													H
VHT20													H
CH 11	*	2462	106.68	-	-	92	32.19	17.55	35.06	110	240	P	V
2462MHz	*	2462	99.01	-	-	84.33	32.19	17.55	35.06	110	240	A	V
		2483.64	61.35	-12.65	74	46.68	32.19	17.55	35.07	110	240	P	V
		2483.68	50.54	-3.46	54	35.87	32.19	17.55	35.07	110	240	A	V
													V
													V
Remark	1. No other spurious found. 2. All results are PASS against Peak and Average limit line.												

2.4GHz 2400~2483.5MHz

WIFI 802.11ac VHT20 (Harmonic @ 3m)

WIFI Ant. 1	Note	Frequency (MHz)	Level (dBμV/m)	Over Limit (dB)	Limit Line (dBμV/m)	Read Level (dBμV)	Antenna Factor (dB/m)	Path Loss (dB)	Preamp Factor (dB)	Ant Pos (cm)	Table Pos (deg)	Peak Avg. (P/A)	Pol. (H/V)
802.11ac VHT20 CH 01 2412MHz		4824	42.63	-31.37	74	56.36	34.63	10.98	59.34	100	0	P	H
													H
													H
													H
		4824	43.17	-30.83	74	56.9	34.63	10.98	59.34	100	0	P	V
													V
													V
													V
802.11ac VHT20 CH 06 2437MHz		4874	41.47	-32.53	74	55.03	34.65	11.03	59.24	100	0	P	H
		7311	49.59	-24.41	74	58.32	35.74	13.66	58.13	100	0	P	H
													H
													H
		4874	44.16	-29.84	74	57.72	34.65	11.03	59.24	100	0	P	V
		7311	52.51	-21.49	74	61.24	35.74	13.66	58.13	100	356	P	V
		7311	41.79	-12.21	54	50.52	35.74	13.66	58.13	100	356	A	V
													V
802.11ac VHT20 CH 11 2462MHz		4924	42.36	-31.64	74	55.74	34.67	11.09	59.14	100	0	P	H
		7386	43.53	-30.47	74	52.31	35.72	13.76	58.26	100	0	P	H
													H
													H
		4924	42.72	-31.28	74	56.1	34.67	11.09	59.14	100	0	P	V
		7386	49.43	-24.57	74	58.21	35.72	13.76	58.26	100	0	P	V
													V
													V
Remark	1. No other spurious found. 2. All results are PASS against Peak and Average limit line.												

2.4GHz 2400~2483.5MHz

WIFI 802.11ac VHT40 (Band Edge @ 3m)

WIFI Ant. 1	Note	Frequency (MHz)	Level (dBμV/m)	Over Limit (dB)	Limit Line (dBμV/m)	Read Level (dBμV)	Antenna Factor (dB/m)	Path Loss (dB)	Preamp Factor (dB)	Ant Pos (cm)	Table Pos (deg)	Peak Avg. (P/A)	Pol. (H/V)
802.11ac VHT40 CH 03 2422MHz		2389.24	63.94	-10.06	74	49.39	32.16	17.43	35.04	125	282	P	H
		2389.94	52.46	-1.54	54	37.92	32.16	17.43	35.05	125	282	A	H
	*	2422	105.94	-	-	91.34	32.17	17.49	35.06	125	282	P	H
	*	2422	97.94	-	-	83.34	32.17	17.49	35.06	125	282	A	H
		2485.09	57.96	-16.04	74	43.29	32.19	17.55	35.07	125	282	P	H
		2485.44	46.73	-7.27	54	32.06	32.19	17.55	35.07	125	282	A	H
		2388.82	62.81	-11.19	74	48.26	32.16	17.43	35.04	100	234	P	V
		2389.8	51.72	-2.28	54	37.18	32.16	17.43	35.05	100	234	A	V
	*	2422	102.96	-	-	88.36	32.17	17.49	35.06	100	234	P	V
	*	2422	95.21	-	-	80.61	32.17	17.49	35.06	100	234	A	V
		2485.72	56.95	-17.05	74	42.28	32.19	17.55	35.07	100	234	P	V
		2484.11	46.08	-7.92	54	31.41	32.19	17.55	35.07	100	234	A	V
802.11ac VHT40 CH 04 2427MHz		2388.4	61.09	-12.91	74	46.54	32.16	17.43	35.04	124	282	P	H
		2389.38	51.96	-2.04	54	37.41	32.16	17.43	35.04	124	282	A	H
	*	2427	106.49	-	-	91.89	32.17	17.49	35.06	124	282	P	H
	*	2427	98.52	-	-	83.92	32.17	17.49	35.06	124	282	A	H
		2485.93	59.15	-14.85	74	44.48	32.19	17.55	35.07	124	282	P	H
		2484.88	47.01	-6.99	54	32.34	32.19	17.55	35.07	124	282	A	H
		2385.88	61.34	-12.66	74	46.79	32.16	17.43	35.04	100	235	P	V
		2389.52	50.57	-3.43	54	36.02	32.16	17.43	35.04	100	235	A	V
	*	2427	103.45	-	-	88.85	32.17	17.49	35.06	100	235	P	V
	*	2427	95.93	-	-	81.33	32.17	17.49	35.06	100	235	A	V
		2485.37	57.64	-16.36	74	42.97	32.19	17.55	35.07	100	235	P	V
		2484.67	46.3	-7.7	54	31.63	32.19	17.55	35.07	100	235	A	V

802.11ac VHT40 CH 06 2437MHz		2389.94	61.63	-12.37	74	47.09	32.16	17.43	35.05	125	285	P	H
		2389.38	51.01	-2.99	54	36.46	32.16	17.43	35.04	125	285	A	H
	*	2437	106.78	-	-	92.17	32.18	17.49	35.06	125	285	P	H
	*	2437	99.2	-	-	84.59	32.18	17.49	35.06	125	285	A	H
		2483.83	58.88	-15.12	74	44.21	32.19	17.55	35.07	125	285	P	H
		2483.5	49.94	-4.06	54	35.27	32.19	17.55	35.07	125	285	A	H
		2389.8	61.42	-12.58	74	46.88	32.16	17.43	35.05	116	248	P	V
		2389.66	50.02	-3.98	54	35.47	32.16	17.43	35.04	116	248	A	V
	*	2437	104.93	-	-	90.32	32.18	17.49	35.06	116	248	P	V
	*	2437	97.16	-	-	82.55	32.18	17.49	35.06	116	248	A	V
		2484.88	56.76	-17.24	74	42.09	32.19	17.55	35.07	116	248	P	V
		2483.55	48.41	-5.59	54	33.74	32.19	17.55	35.07	116	248	A	V
802.11ac VHT40 CH 08 2447MHz		2389.66	61.27	-12.73	74	46.72	32.16	17.43	35.04	101	284	P	H
		2389.8	47.99	-6.01	54	33.45	32.16	17.43	35.05	101	284	A	H
	*	2447	104.41	-	-	89.8	32.18	17.49	35.06	101	284	P	H
	*	2447	96.72	-	-	82.11	32.18	17.49	35.06	101	284	A	H
		2483.76	61.87	-12.13	74	47.2	32.19	17.55	35.07	101	284	P	H
		2484.32	51.81	-2.19	54	37.14	32.19	17.55	35.07	101	284	A	H
		2389.94	60.84	-13.16	74	46.3	32.16	17.43	35.05	114	244	P	V
		2388.12	46.9	-7.1	54	32.35	32.16	17.43	35.04	114	244	A	V
	*	2447	102.81	-	-	88.2	32.18	17.49	35.06	114	244	P	V
	*	2447	95.23	-	-	80.62	32.18	17.49	35.06	114	244	A	V
		2483.9	58.71	-15.29	74	44.04	32.19	17.55	35.07	114	244	P	V
		2484.46	49.91	-4.09	54	35.24	32.19	17.55	35.07	114	244	A	V

802.11ac VHT40 CH 09 2452MHz		2387.98	59.17	-14.83	74	44.62	32.16	17.43	35.04	123	282	P	H
		2389.24	47.15	-6.85	54	32.6	32.16	17.43	35.04	123	282	A	H
	*	2452	103.52	-	-	88.91	32.18	17.49	35.06	123	282	P	H
	*	2452	95.42	-	-	80.81	32.18	17.49	35.06	123	282	A	H
		2485.44	60.86	-13.14	74	46.19	32.19	17.55	35.07	123	282	P	H
		2483.97	52.68	-1.32	54	38.01	32.19	17.55	35.07	123	282	A	H
		2389.94	57.83	-16.17	74	43.29	32.16	17.43	35.05	119	249	P	V
		2389.52	46.81	-7.19	54	32.26	32.16	17.43	35.04	119	249	A	V
	*	2452	101.42	-	-	86.81	32.18	17.49	35.06	119	249	P	V
	*	2452	94.16	-	-	79.55	32.18	17.49	35.06	119	249	A	V
		2485.58	58.41	-15.59	74	43.74	32.19	17.55	35.07	119	249	P	V
		2483.5	49.79	-4.21	54	35.12	32.19	17.55	35.07	119	249	A	V
Remark	1. No other spurious found. 2. All results are PASS against Peak and Average limit line.												

2.4GHz 2400~2483.5MHz

WIFI 802.11ac VHT40 (Harmonic @ 3m)

WIFI Ant. 1	Note	Frequency (MHz)	Level (dBμV/m)	Over Limit (dB)	Limit Line (dBμV/m)	Read Level (dBμV)	Antenna Factor (dB/m)	Path Loss (dB)	Preamp Factor (dB)	Ant Pos (cm)	Table Pos (deg)	Peak Avg. (P/A)	Pol. (H/V)
802.11ac VHT40 CH 03 2422MHz		4844	42.71	-31.29	74	56.4	34.64	10.98	59.31	100	0	P	H
		7266	43.26	-30.74	74	51.99	35.74	13.62	58.09	100	0	P	H
													H
													H
		4844	43.97	-30.03	74	57.66	34.64	10.98	59.31	100	0	P	V
		7266	43.98	-30.02	74	52.71	35.74	13.62	58.09	100	0	P	V
													V
													V
802.11ac VHT40 CH 06 2437MHz		4874	42.35	-31.65	74	55.91	34.65	11.03	59.24	100	0	P	H
		7311	42.69	-31.31	74	51.42	35.74	13.66	58.13	100	0	P	H
													H
													H
		4874	43.41	-30.59	74	56.97	34.65	11.03	59.24	100	0	P	V
		7311	43.85	-30.15	74	52.58	35.74	13.66	58.13	100	0	P	V
													V
													V
802.11ac VHT40 CH 09 2452MHz		4904	42.54	-31.46	74	55.95	34.67	11.09	59.17	100	0	P	H
		7356	42.66	-31.34	74	51.43	35.73	13.71	58.21	100	0	P	H
													H
													H
		4904	43.54	-30.46	74	56.95	34.67	11.09	59.17	100	0	P	V
		7356	43.14	-30.86	74	51.91	35.73	13.71	58.21	100	0	P	V
													V
													V
Remark	1. No other spurious found. 2. All results are PASS against Peak and Average limit line.												

Emission below 1GHz

2.4GHz WIFI 802.11b (LF)

WIFI Ant. 1	Note	Frequency (MHz)	Level (dBμV/m)	Over Limit (dB)	Limit Line (dBμV/m)	Read Level (dBμV)	Antenna Factor (dB/m)	Path Loss (dB)	Preamp Factor (dB)	Ant Pos (cm)	Table Pos (deg)	Peak Avg. (P/A)	Pol. (H/V)
2.4GHz 802.11b LF		68.34	20.52	-19.48	40	38.17	12.24	1.7	31.59	-	-	P	H
		139.62	34.6	-8.9	43.5	46.68	17.43	2.01	31.52	100	0	P	H
		274.62	26.08	-19.92	46	35.58	18.97	2.87	31.34	-	-	P	H
		410.6	23.88	-22.12	46	29.57	22.14	3.28	31.11	-	-	P	H
		673.1	27.36	-18.64	46	27.6	26.23	4.25	30.72	-	-	P	H
		870.5	31.44	-14.56	46	28.13	28.97	4.88	30.54	-	-	P	H
													H
													H
													H
													H
													H
													H
		100.74	33.66	-9.84	43.5	47.22	15.96	2.04	31.56	100	0	P	V
		190.65	25.15	-18.35	43.5	39.46	14.77	2.38	31.46	-	-	P	V
		292.44	23.52	-22.48	46	32.96	19.01	2.86	31.31	-	-	P	V
		361.6	26.46	-19.54	46	33.94	20.67	3.05	31.2	-	-	P	V
		631.1	26.5	-19.5	46	27.22	25.92	4.14	30.78	-	-	P	V
		931.4	31.67	-14.33	46	27.69	29.53	4.97	30.52	-	-	P	V
													V
													V
													V
													V
													V
													V
Remark	1. No other spurious found. 2. All results are PASS against limit line.												

2.4GHz 2400~2483.5MHz

WIFI 802.11b (Band Edge @ 3m)

WIFI Ant. 2	Note	Frequency (MHz)	Level (dBμV/m)	Over Limit (dB)	Limit Line (dBμV/m)	Read Level (dBμV)	Antenna Factor (dB/m)	Path Loss (dB)	Preamp Factor (dB)	Ant Pos (cm)	Table Pos (deg)	Peak Avg. (P/A)	Pol. (H/V)
802.11b CH 01 2412MHz		2388.435	55.34	-18.66	74	40.79	32.16	17.43	35.04	275	102	P	H
		2389.8	43.94	-10.06	54	29.4	32.16	17.43	35.05	275	102	A	H
	*	2412	106.28	-	-	91.73	32.17	17.43	35.05	275	102	P	H
	*	2412	102.96	-	-	88.41	32.17	17.43	35.05	275	102	A	H
													H
													H
		2313.15	54.54	-19.46	74	40.13	32.12	17.31	35.02	115	168	P	V
		2389.905	43.99	-10.01	54	29.45	32.16	17.43	35.05	115	168	A	V
	*	2412	106.71	-	-	92.16	32.17	17.43	35.05	115	168	P	V
	*	2412	103.55	-	-	89	32.17	17.43	35.05	115	168	A	V
													V
													V
802.11b CH 02 2417MHz		2386.3	56.98	-17.02	74	42.43	32.16	7.44	35.04	309	104	P	H
		2389.94	47.95	-6.05	54	33.41	32.16	7.44	35.05	309	104	A	H
	*	2417	111.15	-	-	96.61	32.17	7.44	35.06	309	104	P	H
	*	2417	108.07	-	-	93.53	32.17	7.44	35.06	309	104	A	H
													H
													H
		2385.32	58.59	-15.41	74	44.05	32.15	7.44	35.04	112	167	P	V
		2389.94	48.93	-5.07	54	34.39	32.16	7.44	35.05	112	167	A	V
	*	2417	111.86	-	-	97.32	32.17	7.44	35.06	112	167	P	V
	*	2417	108.85	-	-	94.31	32.17	7.44	35.06	112	167	A	V
													V
													V

802.11b CH 06 2437MHz		2389.94	55.92	-18.08	74	41.38	32.16	17.43	35.05	302	104	P	H
		2388.26	44.85	-9.15	54	30.3	32.16	17.43	35.04	302	104	A	H
	*	2437	112.82	-	-	98.21	32.18	17.49	35.06	302	104	P	H
	*	2437	109.75	-	-	95.14	32.18	17.49	35.06	302	104	A	H
		2483.62	54.52	-19.48	74	39.85	32.19	17.55	35.07	302	104	P	H
		2485.58	44.74	-9.26	54	30.07	32.19	17.55	35.07	302	104	A	H
		2387	57.6	-16.4	74	43.05	32.16	17.43	35.04	134	167	P	V
		2386.44	46.32	-7.68	54	31.77	32.16	17.43	35.04	134	167	A	V
	*	2437	114.02	-	-	99.41	32.18	17.49	35.06	134	167	P	V
	*	2437	110.94	-	-	96.33	32.18	17.49	35.06	134	167	A	V
		2484.11	56.14	-17.86	74	41.47	32.19	17.55	35.07	134	167	P	V
		2485.79	45.46	-8.54	54	30.79	32.19	17.55	35.07	134	167	A	V
802.11b CH 10 2457MHz	*	2457	112.86	-	-	98.24	32.19	7.5	35.06	296	104	P	H
	*	2457	109.7	-	-	95.08	32.19	7.5	35.06	296	104	A	H
		2484.1	59.79	-14.21	74	45.12	32.19	7.56	35.07	296	104	P	H
		2483.5	50.71	-3.29	54	36.04	32.19	7.56	35.07	296	104	A	H
												P	H
												A	H
	*	2457	113.12	-	-	98.5	32.19	7.5	35.06	125	168	P	V
	*	2457	110.01	-	-	95.39	32.19	7.5	35.06	125	168	A	V
		2483.92	58.28	-15.72	74	43.61	32.19	7.56	35.07	125	168	P	V
		2483.5	50.2	-3.8	54	35.53	32.19	7.56	35.07	125	168	A	V
												P	V
												A	V

802.11b CH 11 2462MHz	*	2462	112.34	-	-	97.66	32.19	17.55	35.06	296	105	P	H
	*	2462	109.12	-	-	94.44	32.19	17.55	35.06	296	105	A	H
		2484.56	60.62	-13.38	74	45.95	32.19	17.55	35.07	296	105	P	H
		2483.52	52.15	-1.85	54	37.48	32.19	17.55	35.07	296	105	A	H
													H
													H
	*	2462	112.9	-	-	98.22	32.19	17.55	35.06	115	167	P	V
	*	2462	109.73	-	-	95.05	32.19	17.55	35.06	115	167	A	V
		2484.68	60.49	-13.51	74	45.82	32.19	17.55	35.07	115	167	P	V
		2483.52	52.24	-1.76	54	37.57	32.19	17.55	35.07	115	167	A	V
													V
													V
Remark	1. No other spurious found. 2. All results are PASS against Peak and Average limit line.												

2.4GHz 2400~2483.5MHz

WIFI 802.11b (Harmonic @ 3m)

WIFI Ant. 2	Note	Frequency (MHz)	Level (dBμV/m)	Over Limit (dB)	Limit Line (dBμV/m)	Read Level (dBμV)	Antenna Factor (dB/m)	Path Loss (dB)	Preamp Factor (dB)	Ant Pos (cm)	Table Pos (deg)	Peak Avg. (P/A)	Pol. (H/V)
802.11b CH 01 2412MHz		4824	53.29	-20.71	74	67.02	34.63	10.98	59.34	106	331	P	H
		4824	50.39	-3.61	54	64.12	34.63	10.98	59.34	106	331	A	H
													H
													H
		4824	53.55	-20.45	74	67.28	34.63	10.98	59.34	100	57	P	V
		4824	50.57	-3.43	54	64.3	34.63	10.98	59.34	100	57	A	V
													V
													V
802.11b CH 06 2437MHz		4874	51.62	-22.38	74	65.18	34.65	11.03	59.24	100	325	P	H
		4874	48.92	-5.08	54	62.48	34.65	11.03	59.24	100	325	A	H
		7311	49.22	-24.78	74	57.95	35.74	13.66	58.13	100	0	P	H
													H
		4874	53.03	-20.97	74	66.59	34.65	11.03	59.24	100	55	P	V
		4874	50.53	-3.47	54	64.09	34.65	11.03	59.24	100	55	A	V
		7311	55.88	-18.12	74	64.61	35.74	13.66	58.13	100	21	P	V
		7311	50.93	-3.07	54	59.66	35.74	13.66	58.13	100	21	A	V
802.11b CH 11 2462MHz		4924	49.2	-24.8	74	62.58	34.67	11.09	59.14	100	0	P	H
		7386	49.33	-24.67	74	58.11	35.72	13.76	58.26	100	0	P	H
													H
													H
		4924	53.23	-20.77	74	66.61	34.67	11.09	59.14	100	163	P	V
		4924	50.84	-3.16	54	64.22	34.67	11.09	59.14	100	163	A	V
		7386	54.23	-19.77	74	63.01	35.72	13.76	58.26	100	23	P	V
		7386	50.78	-3.22	54	59.56	35.72	13.76	58.26	100	23	A	V
Remark	1. No other spurious found. 2. All results are PASS against Peak and Average limit line.												

2.4GHz 2400~2483.5MHz

WIFI 802.11g (Band Edge @ 3m)

WIFI Ant. 2	Note	Frequency (MHz)	Level (dBμV/m)	Over Limit (dB)	Limit Line (dBμV/m)	Read Level (dBμV)	Antenna Factor (dB/m)	Path Loss (dB)	Preamp Factor (dB)	Ant Pos (cm)	Table Pos (deg)	Peak Avg. (P/A)	Pol. (H/V)
802.11g CH 01 2412MHz		2389.695	63	-11	74	48.45	32.16	17.43	35.04	309	105	P	H
		2389.905	52.31	-1.69	54	37.77	32.16	17.43	35.05	309	105	A	H
	*	2412	107.88	-	-	93.33	32.17	17.43	35.05	309	105	P	H
	*	2412	100.12	-	-	85.57	32.17	17.43	35.05	309	105	A	H
													H
													H
		2390	63.56	-10.44	74	49.02	32.16	17.43	35.05	112	177	P	V
		2390	52.96	-1.04	54	38.42	32.16	17.43	35.05	112	177	A	V
	*	2412	107.58	-	-	93.03	32.17	17.43	35.05	112	177	P	V
	*	2412	100.08	-	-	85.53	32.17	17.43	35.05	112	177	A	V
													V
													V
802.11g CH 02 2417MHz		2389.66	64	-10	74	49.45	32.16	7.44	35.04	311	106	P	H
		2389.94	51.36	-2.64	54	36.82	32.16	7.44	35.05	311	106	A	H
	*	2417	110.39	-	-	95.85	32.17	7.44	35.06	311	106	P	H
	*	2417	102.83	-	-	88.29	32.17	7.44	35.06	311	106	A	H
													H
													H
		2388.68	64.08	-9.92	74	49.53	32.16	7.44	35.04	135	175	P	V
		2389.94	51.31	-2.69	54	36.77	32.16	7.44	35.05	135	175	A	V
	*	2417	110.78	-	-	96.24	32.17	7.44	35.06	135	175	P	V
	*	2417	103.15	-	-	88.61	32.17	7.44	35.06	135	175	A	V
													V
													V

802.11g CH 06 2437MHz		2388.96	60.59	-13.41	74	46.04	32.16	17.43	35.04	303	104	P	H
		2389.94	49.29	-4.71	54	34.75	32.16	17.43	35.05	303	104	A	H
	*	2437	114.74	-	-	100.13	32.18	17.49	35.06	303	104	P	H
	*	2437	107.33	-	-	92.72	32.18	17.49	35.06	303	104	A	H
		2483.55	58.07	-15.93	74	43.4	32.19	17.55	35.07	303	104	P	H
		2483.5	48.49	-5.51	54	33.82	32.19	17.55	35.07	303	104	A	H
		2389.38	61.45	-12.55	74	46.9	32.16	17.43	35.04	136	162	P	V
		2389.8	51.19	-2.81	54	36.65	32.16	17.43	35.05	136	162	A	V
	*	2437	115.26	-	-	100.65	32.18	17.49	35.06	136	162	P	V
	*	2437	107.86	-	-	93.25	32.18	17.49	35.06	136	162	A	V
		2484.11	60.25	-13.75	74	45.58	32.19	17.55	35.07	136	162	P	V
		2483.9	49.12	-4.88	54	34.45	32.19	17.55	35.07	136	162	A	V
802.11g CH 10 2457MHz	*	2457	112.5	-	-	97.88	32.19	7.5	35.06	296	104	P	H
	*	2457	104.69	-	-	90.07	32.19	7.5	35.06	296	104	A	H
		2483.62	65.05	-8.95	74	50.38	32.19	7.56	35.07	296	104	P	H
		2483.62	51.87	-2.13	54	37.2	32.19	7.56	35.07	296	104	A	H
													H
													H
	*	2457	112.79	-	-	98.17	32.19	7.5	35.06	154	175	P	V
	*	2457	105.05	-	-	90.43	32.19	7.5	35.06	154	175	A	V
		2484.94	62.59	-11.41	74	47.92	32.19	7.56	35.07	154	175	P	V
		2483.56	51.18	-2.82	54	36.51	32.19	7.56	35.07	154	175	A	V
													V
													V

802.11g CH 11 2462MHz	*	2462	109.59	-	-	94.91	32.19	17.55	35.06	334	103	P	H
	*	2462	101.98	-	-	87.3	32.19	17.55	35.06	334	103	A	H
		2483.96	60.8	-13.2	74	46.13	32.19	17.55	35.07	334	103	P	H
		2483.52	51.48	-2.52	54	36.81	32.19	17.55	35.07	334	103	A	H
													H
													H
	*	2462	110.82	-	-	96.14	32.19	17.55	35.06	116	161	P	V
	*	2462	103.18	-	-	88.5	32.19	17.55	35.06	116	161	A	V
		2483.64	62.24	-11.76	74	47.57	32.19	17.55	35.07	116	161	P	V
		2483.52	52.23	-1.77	54	37.56	32.19	17.55	35.07	116	161	A	V
													V
													V
Remark	1. No other spurious found. 2. All results are PASS against Peak and Average limit line.												

2.4GHz 2400~2483.5MHz

WIFI 802.11g (Harmonic @ 3m)

WIFI Ant. 2	Note	Frequency (MHz)	Level (dBμV/m)	Over Limit (dB)	Limit Line (dBμV/m)	Read Level (dBμV)	Antenna Factor (dB/m)	Path Loss (dB)	Preamp Factor (dB)	Ant Pos (cm)	Table Pos (deg)	Peak Avg. (P/A)	Pol. (H/V)
802.11g CH 01 2412MHz		4824	49.58	-24.42	74	63.31	34.63	10.98	59.34	100	0	P	H
													H
													H
													H
		4824	49.03	-24.97	74	62.76	34.63	10.98	59.34	100	0	P	V
													V
													V
													V
802.11g CH 06 2437MHz		4874	46.87	-27.13	74	60.43	34.65	11.03	59.24	100	0	P	H
		7311	48.11	-25.89	74	56.84	35.74	13.66	58.13	100	0	P	H
													H
													H
		4874	48.94	-25.06	74	62.5	34.65	11.03	59.24	100	0	P	V
		7311	56.95	-17.05	74	65.68	35.74	13.66	58.13	100	14	P	V
		7311	46.01	-7.99	54	54.74	35.74	13.66	58.13	100	14	A	V
													V
802.11g CH 11 2462MHz		4924	46.92	-27.08	74	60.3	34.67	11.09	59.14	100	0	P	H
		7386	44.56	-29.44	74	53.34	35.72	13.76	58.26	100	0	P	H
													H
													H
		4924	49.59	-24.41	74	62.97	34.67	11.09	59.14	100	0	P	V
		7386	46.89	-27.11	74	55.67	35.72	13.76	58.26	100	0	P	V
													V
													V
Remark	1. No other spurious found. 2. All results are PASS against Peak and Average limit line.												

2.4GHz 2400~2483.5MHz

WIFI 802.11ac VHT20 (Band Edge @ 3m)

WIFI Ant. 2	Note	Frequency (MHz)	Level (dBμV/m)	Over Limit (dB)	Limit Line (dBμV/m)	Read Level (dBμV)	Antenna Factor (dB/m)	Path Loss (dB)	Preamp Factor (dB)	Ant Pos (cm)	Table Pos (deg)	Peak Avg. (P/A)	Pol. (H/V)
		2389.905	61.97	-12.03	74	47.43	32.16	17.43	35.05	310	103	P	H
		2390	51.9	-2.1	54	37.36	32.16	17.43	35.05	310	103	A	H
	*	2412	105.64	-	-	91.09	32.17	17.43	35.05	310	103	P	H
	*	2412	97.96	-	-	83.41	32.17	17.43	35.05	310	103	A	H
802.11ac													H
VHT20													H
CH 01		2389.8	62.31	-11.69	74	47.77	32.16	17.43	35.05	208	162	P	V
2412MHz		2390	52.64	-1.36	54	38.1	32.16	17.43	35.05	208	162	A	V
	*	2412	105.91	-	-	91.36	32.17	17.43	35.05	208	162	P	V
	*	2412	98.11	-	-	83.56	32.17	17.43	35.05	208	162	A	V
													V
													V
		2389.8	63.46	-10.54	74	48.92	32.16	7.44	35.05	309	102	P	H
		2389.94	51.42	-2.58	54	36.88	32.16	7.44	35.05	309	102	A	H
	*	2417	109.71	-	-	95.17	32.17	7.44	35.06	309	102	P	H
	*	2417	102.39	-	-	87.85	32.17	7.44	35.06	309	102	A	H
802.11ac												P	H
VHT20												A	H
CH 02		2387.28	64.76	-9.24	74	50.21	32.16	7.44	35.04	114	160	P	V
2417MHz		2389.94	52.76	-1.24	54	38.22	32.16	7.44	35.05	114	160	A	V
	*	2417	110.68	-	-	96.14	32.17	7.44	35.06	114	160	P	V
	*	2417	103.14	-	-	88.6	32.17	7.44	35.06	114	160	A	V
												P	V
												A	V

		2389.94	60.77	-13.23	74	46.23	32.16	17.43	35.05	300	117	P	H
		2389.94	50.89	-3.11	54	36.35	32.16	17.43	35.05	300	117	A	H
	*	2437	114.81	-	-	100.2	32.18	17.49	35.06	300	117	P	H
	*	2437	106.78	-	-	92.17	32.18	17.49	35.06	300	117	A	H
802.11ac		2483.9	57.65	-16.35	74	42.98	32.19	17.55	35.07	300	117	P	H
VHT20		2483.55	48.66	-5.34	54	33.99	32.19	17.55	35.07	300	117	A	H
CH 06		2389.38	62.08	-11.92	74	47.53	32.16	17.43	35.04	126	182	P	V
2437MHz		2389.94	51.54	-2.46	54	37	32.16	17.43	35.05	126	182	A	V
	*	2437	114.53	-	-	99.92	32.18	17.49	35.06	126	182	P	V
	*	2437	107.26	-	-	92.65	32.18	17.49	35.06	126	182	A	V
		2485.3	57.42	-16.58	74	42.75	32.19	17.55	35.07	126	182	P	V
		2483.62	48.87	-5.13	54	34.2	32.19	17.55	35.07	126	182	A	V
	*	2457	111.93	-	-	97.31	32.19	7.5	35.06	295	104	P	H
	*	2457	103.94	-	-	89.32	32.19	7.5	35.06	295	104	A	H
		2484.1	62.61	-11.39	74	47.94	32.19	7.56	35.07	295	104	P	H
		2483.86	51.9	-2.1	54	37.23	32.19	7.56	35.07	295	104	A	H
802.11ac												P	H
VHT20												A	H
CH 10	*	2457	111.28	-	-	96.66	32.19	7.5	35.06	128	159	P	V
2457MHz	*	2457	103.8	-	-	89.18	32.19	7.5	35.06	128	159	A	V
		2484.16	62.88	-11.12	74	48.21	32.19	7.56	35.07	128	159	P	V
		2483.5	51.66	-2.34	54	36.99	32.19	7.56	35.07	128	159	A	V
												P	V
												A	V

	*	2462	109.42	-	-	94.74	32.19	17.55	35.06	296	104	P	H
	*	2462	101.61	-	-	86.93	32.19	17.55	35.06	296	104	A	H
		2483.84	60.65	-13.35	74	45.98	32.19	17.55	35.07	296	104	P	H
		2483.52	51	-3	54	36.33	32.19	17.55	35.07	296	104	A	H
802.11ac													H
VHT20													H
CH 11	*	2462	110.32	-	-	95.64	32.19	17.55	35.06	114	176	P	V
2462MHz	*	2462	102.26	-	-	87.58	32.19	17.55	35.06	114	176	A	V
		2483.6	59	-15	74	44.33	32.19	17.55	35.07	114	176	P	V
		2483.52	49.46	-4.54	54	34.79	32.19	17.55	35.07	114	176	A	V
													V
													V
Remark	1. No other spurious found. 2. All results are PASS against Peak and Average limit line.												

2.4GHz 2400~2483.5MHz

WIFI 802.11ac VHT20 (Harmonic @ 3m)

WIFI Ant. 2	Note	Frequency (MHz)	Level (dBμV/m)	Over Limit (dB)	Limit Line (dBμV/m)	Read Level (dBμV)	Antenna Factor (dB/m)	Path Loss (dB)	Preamp Factor (dB)	Ant Pos (cm)	Table Pos (deg)	Peak Avg. (P/A)	Pol. (H/V)
802.11ac VHT20 CH 01 2412MHz		4824	46.8	-27.2	74	60.53	34.63	10.98	59.34	100	0	P	H
													H
													H
													H
		4824	47.58	-26.42	74	61.31	34.63	10.98	59.34	100	0	P	V
													V
													V
													V
802.11ac VHT20 CH 06 2437MHz		4874	46.47	-27.53	74	60.03	34.65	11.03	59.24	100	0	P	H
		7311	47.46	-26.54	74	56.19	35.74	13.66	58.13	100	0	P	H
													H
													H
		4874	49.75	-24.25	74	63.31	34.65	11.03	59.24	100	0	P	V
		7311	56.36	-17.64	74	65.09	35.74	13.66	58.13	100	24	P	V
		7311	46.45	-7.55	54	55.18	35.74	13.66	58.13	100	24	A	V
													V
802.11ac VHT20 CH 11 2462MHz		4924	46.52	-27.48	74	59.9	34.67	11.09	59.14	100	0	P	H
		7386	43.96	-30.04	74	52.74	35.72	13.76	58.26	100	0	P	H
													H
													H
		4924	49.89	-24.11	74	63.27	34.67	11.09	59.14	100	0	P	V
		7386	45.95	-28.05	74	54.73	35.72	13.76	58.26	100	0	P	V
													V
													V
Remark	1. No other spurious found. 2. All results are PASS against Peak and Average limit line.												

2.4GHz 2400~2483.5MHz

WIFI 802.11ac VHT40 (Band Edge @ 3m)

WIFI Ant. 2	Note	Frequency (MHz)	Level (dBμV/m)	Over Limit (dB)	Limit Line (dBμV/m)	Read Level (dBμV)	Antenna Factor (dB/m)	Path Loss (dB)	Preamp Factor (dB)	Ant Pos (cm)	Table Pos (deg)	Peak Avg. (P/A)	Pol. (H/V)
802.11ac VHT40 CH 03 2422MHz		2389.94	57.96	-16.04	74	43.42	32.16	17.43	35.05	270	101	P	H
		2389.8	50.49	-3.51	54	35.95	32.16	17.43	35.05	270	101	A	H
	*	2422	103.87	-	-	89.27	32.17	17.49	35.06	270	101	P	H
	*	2422	96.06	-	-	81.46	32.17	17.49	35.06	270	101	A	H
		2498.39	56	-18	74	41.33	32.2	17.55	35.08	270	101	P	H
		2498.74	45.78	-8.22	54	31.11	32.2	17.55	35.08	270	101	A	H
		2389.94	60.86	-13.14	74	46.32	32.16	17.43	35.05	113	159	P	V
		2389.94	52.44	-1.56	54	37.9	32.16	17.43	35.05	113	159	A	V
	*	2426	104.54	-	-	89.94	32.17	17.49	35.06	113	159	P	V
	*	2426	96.86	-	-	82.26	32.17	17.49	35.06	113	159	A	V
		2485.3	56.23	-17.77	74	41.56	32.19	17.55	35.07	113	159	P	V
		2484.25	45.9	-8.1	54	31.23	32.19	17.55	35.07	113	159	A	V
802.11ac VHT40 CH 04 2427MHz		2389.24	60.15	-13.85	74	45.6	32.16	7.44	35.04	303	104	P	H
		2389.52	49.93	-4.07	54	35.38	32.16	7.44	35.04	303	104	A	H
	*	2427	104.08	-	-	89.48	32.17	7.5	35.06	303	104	P	H
	*	2427	96.52	-	-	81.92	32.17	7.5	35.06	303	104	A	H
		2485.09	55.43	-18.57	74	40.76	32.19	7.56	35.07	303	104	P	H
		2484.46	45.6	-8.4	54	30.93	32.19	7.56	35.07	303	104	A	H
		2389.94	62.27	-11.73	74	47.73	32.16	7.44	35.05	112	160	P	V
		2389.24	51.46	-2.54	54	36.91	32.16	7.44	35.04	112	160	A	V
	*	2427	105.75	-	-	91.15	32.17	7.5	35.06	112	160	P	V
	*	2427	97.89	-	-	83.29	32.17	7.5	35.06	112	160	A	V
		2483.97	57.31	-16.69	74	42.64	32.19	7.56	35.07	112	160	P	V
		2483.9	46.28	-7.72	54	31.61	32.19	7.56	35.07	112	160	A	V

802.11ac VHT40 CH 06 2437MHz		2389.94	61.2	-12.8	74	46.66	32.16	17.43	35.05	303	117	P	H
		2389.94	52.13	-1.87	54	37.59	32.16	17.43	35.05	303	117	A	H
	*	2437	105.6	-	-	90.99	32.18	17.49	35.06	303	117	P	H
	*	2437	97.96	-	-	83.35	32.18	17.49	35.06	303	117	A	H
		2484.39	57.9	-16.1	74	43.23	32.19	17.55	35.07	303	117	P	H
		2483.55	49.65	-4.35	54	34.98	32.19	17.55	35.07	303	117	A	H
		2388.54	60.18	-13.82	74	45.63	32.16	17.43	35.04	130	165	P	V
		2389.66	51.98	-2.02	54	37.43	32.16	17.43	35.04	130	165	A	V
	*	2437	106.47	-	-	91.86	32.18	17.49	35.06	130	165	P	V
	*	2437	98.29	-	-	83.68	32.18	17.49	35.06	130	165	A	V
		2483.62	59.92	-14.08	74	45.25	32.19	17.55	35.07	130	165	P	V
		2483.9	50.09	-3.91	54	35.42	32.19	17.55	35.07	130	165	A	V
802.11ac VHT40 CH 08 2447MHz		2389.8	56.27	-17.73	74	41.73	32.16	7.44	35.05	304	102	P	H
		2389.8	45.71	-8.29	54	31.17	32.16	7.44	35.05	304	102	A	H
	*	2447	105.41	-	-	90.8	32.18	7.5	35.06	304	102	P	H
	*	2447	97.82	-	-	83.21	32.18	7.5	35.06	304	102	A	H
		2483.76	59.51	-14.49	74	44.84	32.19	7.56	35.07	304	102	P	H
		2484.6	50.54	-3.46	54	35.87	32.19	7.56	35.07	304	102	A	H
		2388.12	59.7	-14.3	74	45.15	32.16	7.44	35.04	134	161	P	V
		2389.94	46.77	-7.23	54	32.23	32.16	7.44	35.05	134	161	A	V
	*	2450	105.42	-	-	90.81	32.18	7.5	35.06	134	161	P	V
	*	2444	97.62	-	-	83.01	32.18	7.5	35.06	134	161	A	V
		2485.3	61.01	-12.99	74	46.34	32.19	7.56	35.07	134	161	P	V
		2483.83	52.32	-1.68	54	37.65	32.19	7.56	35.07	134	161	A	V

802.11ac VHT40 CH 09 2452MHz		2387.98	56.64	-17.36	74	42.09	32.16	17.43	35.04	296	103	P	H
		2367.4	46.32	-7.68	54	31.85	32.14	17.37	35.04	296	103	A	H
	*	2452	105.54	-	-	90.93	32.18	17.49	35.06	296	103	P	H
	*	2452	97.65	-	-	83.04	32.18	17.49	35.06	296	103	A	H
		2484.39	60.3	-13.7	74	45.63	32.19	17.55	35.07	296	103	P	H
		2483.55	51.92	-2.08	54	37.25	32.19	17.55	35.07	296	103	A	H
		2389.94	59.99	-14.01	74	45.45	32.16	17.43	35.05	136	160	P	V
		2388.4	47.19	-6.81	54	32.64	32.16	17.43	35.04	136	160	A	V
	*	2452	105.69	-	-	91.08	32.18	17.49	35.06	136	160	P	V
	*	2452	97.68	-	-	83.07	32.18	17.49	35.06	136	160	A	V
		2485.3	61.61	-12.39	74	46.94	32.19	17.55	35.07	136	160	P	V
		2484.67	52.4	-1.6	54	37.73	32.19	17.55	35.07	136	160	A	V
Remark	1. No other spurious found. 2. All results are PASS against Peak and Average limit line.												

2.4GHz 2400~2483.5MHz

WIFI 802.11ac VHT40 (Harmonic @ 3m)

WIFI Ant. 2	Note	Frequency (MHz)	Level (dBμV/m)	Over Limit (dB)	Limit Line (dBμV/m)	Read Level (dBμV)	Antenna Factor (dB/m)	Path Loss (dB)	Preamp Factor (dB)	Ant Pos (cm)	Table Pos (deg)	Peak Avg. (P/A)	Pol. (H/V)
802.11ac VHT40 CH 03 2422MHz		4844	42.81	-31.19	74	56.5	34.64	10.98	59.31	100	0	P	H
		7266	43.93	-30.07	74	52.66	35.74	13.62	58.09	100	0	P	H
													H
													H
		4844	43.55	-30.45	74	57.24	34.64	10.98	59.31	100	0	P	V
		7266	44.03	-29.97	74	52.76	35.74	13.62	58.09	100	0	P	V
													V
													V
802.11ac VHT40 CH 06 2437MHz		4874	43.31	-30.69	74	56.87	34.65	11.03	59.24	100	0	P	H
		7311	43.47	-30.53	74	52.2	35.74	13.66	58.13	100	0	P	H
													H
													H
		4874	45.61	-28.39	74	59.17	34.65	11.03	59.24	100	0	P	V
		7311	43.34	-30.66	74	52.07	35.74	13.66	58.13	100	0	P	V
													V
													V
802.11ac VHT40 CH 09 2452MHz		4904	44.09	-29.91	74	57.5	34.67	11.09	59.17	100	0	P	H
		7356	43.31	-30.69	74	52.08	35.73	13.71	58.21	100	0	P	H
													H
													H
		4904	44.75	-29.25	74	58.16	34.67	11.09	59.17	100	0	P	V
		7356	42.75	-31.25	74	51.52	35.73	13.71	58.21	100	0	P	V
													V
													V
Remark	1. No other spurious found. 2. All results are PASS against Peak and Average limit line.												

Emission below 1GHz

2.4GHz WIFI 802.11g (LF)

WIFI Ant. 2	Note	Frequency (MHz)	Level (dBμV/m)	Over Limit (dB)	Limit Line (dBμV/m)	Read Level (dBμV)	Antenna Factor (dB/m)	Path Loss (dB)	Preamp Factor (dB)	Ant Pos (cm)	Table Pos (deg)	Peak Avg. (P/A)	Pol. (H/V)
2.4GHz 802.11g LF		104.25	26	-17.5	43.5	39	16.53	2.03	31.56	-	-	P	H
		143.94	34.66	-8.84	43.5	46.63	17.3	2.24	31.51	100	0	P	H
		292.71	27.17	-18.83	46	36.61	19.01	2.86	31.31	-	-	P	H
		598.9	25.93	-20.07	46	27.35	25.45	3.96	30.83	-	-	P	H
		867.7	31.16	-14.84	46	27.84	28.98	4.88	30.54	-	-	P	H
		984.6	32.14	-21.86	54	26.85	30.69	5.11	30.51	-	-	P	H
													H
													H
													H
													H
													H
													H
		30	31.28	-8.72	40	36.7	24.6	1.33	31.35	100	0	P	V
		96.69	33.69	-9.81	43.5	48.06	15.45	1.74	31.56	-	-	P	V
		136.11	31.04	-12.46	43.5	43.14	17.41	2.01	31.52	-	-	P	V
		561.8	25.85	-20.15	46	27.09	25.84	3.81	30.89	-	-	P	V
		785.1	30.23	-15.77	46	28.25	27.98	4.6	30.6	-	-	P	V
		982.5	32.28	-21.72	54	26.94	30.74	5.11	30.51	-	-	P	V
													V
													V
													V
													V
													V
													V
Remark	1. No other spurious found. 2. All results are PASS against limit line.												

2.4GHz 2400~2483.5MHz

WIFI 802.11b (Band Edge @ 3m)

WIFI Ant. 1+2	Note	Frequency (MHz)	Level (dBμV/m)	Over Limit (dB)	Limit Line (dBμV/m)	Read Level (dBμV)	Antenna Factor (dB/m)	Path Loss (dB)	Preamp Factor (dB)	Ant Pos (cm)	Table Pos (deg)	Peak Avg. (P/A)	Pol. (H/V)
802.11b CH 01 2412MHz		2321.76	54.95	-19.05	74	40.53	32.13	17.31	35.02	302	335	P	H
		2385.6	44.09	-9.91	54	29.54	32.16	17.43	35.04	302	335	A	H
	*	2412	106.56	-	-	92.01	32.17	17.43	35.05	302	335	P	H
	*	2412	103.69	-	-	89.14	32.17	17.43	35.05	302	335	A	H
													H
													H
		2378.88	55.34	-18.66	74	40.86	32.15	17.37	35.04	100	115	P	V
		2390	44.14	-9.86	54	29.6	32.16	17.43	35.05	100	115	A	V
	*	2412	107.7	-	-	93.15	32.17	17.43	35.05	100	115	P	V
	*	2412	104.58	-	-	90.03	32.17	17.43	35.05	100	115	A	V
													V
													V
802.11b CH 02 2417MHz		2389.8	54.5	-19.5	74	39.96	32.16	17.43	35.05	165	314	P	H
		2388.54	46.17	-7.83	54	31.62	32.16	17.43	35.04	165	314	A	H
	*	2417	110.24	-	-	95.7	32.17	17.43	35.06	165	314	P	H
	*	2417	107.13	-	-	92.59	32.17	17.43	35.06	165	314	A	H
													H
													H
		2389.94	55.74	-18.26	74	41.2	32.16	17.43	35.05	114	238	P	V
		2389.94	48.48	-5.52	54	33.94	32.16	17.43	35.05	114	238	A	V
	*	2417	105.82	-	-	91.28	32.17	17.43	35.06	114	238	P	V
	*	2417	102.7	-	-	88.16	32.17	17.43	35.06	114	238	A	V
													V
													V

802.11b CH 06 2437MHz		2384.9	56.33	-17.67	74	41.79	32.15	17.43	35.04	305	277	P	H
		2386.3	45.02	-8.98	54	30.47	32.16	17.43	35.04	305	277	A	H
	*	2437	113.1	-	-	98.49	32.18	17.49	35.06	305	277	P	H
	*	2437	109.98	-	-	95.37	32.18	17.49	35.06	305	277	A	H
		2483.76	54.63	-19.37	74	39.96	32.19	17.55	35.07	305	277	P	H
		2483.5	44.49	-9.51	54	29.82	32.19	17.55	35.07	305	277	A	H
		2386.58	61.62	-12.38	74	47.07	32.16	17.43	35.04	100	237	P	V
		2386.16	48.53	-5.47	54	33.98	32.16	17.43	35.04	100	237	A	V
	*	2437	115.63	-	-	101.02	32.18	17.49	35.06	100	237	P	V
	*	2437	112.52	-	-	97.91	32.18	17.49	35.06	100	237	A	V
		2484.04	54.43	-19.57	74	39.76	32.19	17.55	35.07	100	237	P	V
		2483.5	45.08	-8.92	54	30.41	32.19	17.55	35.07	100	237	A	V
802.11b CH 10 2457MHz	*	2457	112.5	-	-	97.88	32.19	17.49	35.06	108	274	P	H
	*	2457	109.51	-	-	94.89	32.19	17.49	35.06	108	274	A	H
		2483.5	57.51	-16.49	74	42.84	32.19	17.55	35.07	108	274	P	H
		2483.62	50.23	-3.77	54	35.56	32.19	17.55	35.07	108	274	A	H
													H
													H
	*	2457	115.39	-	-	100.77	32.19	17.49	35.06	100	245	P	V
	*	2457	112.3	-	-	97.68	32.19	17.49	35.06	100	245	A	V
		2484.34	59.75	-14.25	74	45.08	32.19	17.55	35.07	100	245	P	V
		2483.5	48.02	-5.98	54	33.35	32.19	17.55	35.07	100	245	A	V
													V
													V

802.11b CH 11 2462MHz	*	2462	110.49	-	-	95.81	32.19	17.55	35.06	307	255	P	H
	*	2462	107.42	-	-	92.74	32.19	17.55	35.06	307	255	A	H
		2483.52	57.4	-16.6	74	42.73	32.19	17.55	35.07	307	255	P	H
		2483.52	50.98	-3.02	54	36.31	32.19	17.55	35.07	307	255	A	H
													H
													H
	*	2462	115.24	-	-	100.56	32.19	17.55	35.06	100	241	P	V
	*	2462	112.16	-	-	97.48	32.19	17.55	35.06	100	241	A	V
		2483.84	59.75	-14.25	74	45.08	32.19	17.55	35.07	100	241	P	V
		2483.52	51.45	-2.55	54	36.78	32.19	17.55	35.07	100	241	A	V
													V
													V
Remark	1. No other spurious found. 2. All results are PASS against Peak and Average limit line.												