FCC RADIO TEST REPORT

FCC ID	:	**UZ7TC720L**
Equipment	:	**Touch computer**
Brand Name	:	**Zebra**
Model Name	:	**TC720L**
Applicant	:	**Zebra Technologies Corporation** **1 Zebra Plaza Holtsville, NY 11742**
Manufacturer	:	**Zebra Technologies Corporation** **1 Zebra Plaza Holtsville, NY 11742**
Standard	:	**FCC Part 15 Subpart E §15.407**

The product was received on Jul. 25, 2018 and testing was started from Aug. 15, 2018 and completed on Sep. 14, 2018. We, SPORTON INTERNATIONAL INC., would like to declare that the tested sample has been evaluated in accordance with the test procedures and has been in compliance with the applicable technical standards.

The report must not be used by the client to claim product certification, approval, or endorsement by TAF or any agency of government.

The test results in this report apply exclusively to the tested model / sample. Without written approval of SPORTON INTERNATIONAL INC. EMC & Wireless Communications Laboratory, the test report shall not be reproduced except in full.

Approved by: Joseph Lin

SPORTON INTERNATIONAL INC. EMC & Wireless Communications Laboratory

No. 52, Huaya 1st Rd., Guishan Dist., Taoyuan City, Taiwan (R.O.C.)

Table of Contents

History of this test report **3**
Summary of Test Result **4**
1 General Description **5**
1.1 Product Feature of Equipment Under Test 5
1.2 Modification of EUT 9
1.3 Testing Location 9
1.4 Applicable Standards 9
2 Test Configuration of Equipment Under Test **10**
2.1 Carrier Frequency and Channel 10
2.2 Test Mode 12
2.3 Connection Diagram of Test System 25
2.4 Support Unit used in test configuration and system 27
2.5 EUT Operation Test Setup 28
2.6 Measurement Results Explanation Example 28
3 Test Result **29**
3.1 26dB & 99% Occupied Bandwidth Measurement 29
3.2 Maximum Conducted Output Power Measurement 38
3.3 Power Spectral Density Measurement 48
3.4 Unwanted Emissions Measurement 58
3.5 AC Conducted Emission Measurement 64
3.6 Automatically Discontinue Transmission 66
3.7 Antenna Requirements 67
4 List of Measuring Equipment **69**
5 Uncertainty of Evaluation **71**
Appendix A. AC Conducted Emission Test Result
Appendix B. Radiated Spurious Emission
Appendix C. Radiated Spurious Emission Plots
Appendix D. Duty Cycle Plots
Appendix E. Setup Photographs

History of this test report

Report No.	Version	Description	Issued Date
FR872508E	01	Initial issue of report	Sep. 20, 2018

Summary of Test Result

Report Clause	Ref Std. Clause	Test Items	Result (PASS/FAIL)	Remark
3.1	15.403(i)	26dB Bandwidth	Pass	-
3.1	2.1049	99% Occupied Bandwidth	Reporting only	-
3.2	15.407(a)	Maximum Conducted Output Power	Pass	-
3.3	15.407(a)	Power Spectral Density	Pass	-
3.4	15.407(b)	Unwanted Emissions	Pass	Under limit 1.14 dB at 5352.960 MHz
3.5	15.207	AC Conducted Emission	Pass	Under limit 5.65 dB at 13.560 MHz
3.6	15.407(c)	Automatically Discontinue Transmission	Pass	-
3.7	15.203 15.407(a)	Antenna Requirement	Pass	-

Reviewed by: Wii Chang

Report Producer: Nancy Yang

1 General Description

1.1 Product Feature of Equipment Under Test

Product Feature	
Equipment	Touch computer
Brand Name	Zebra
Model Name	TC720L
FCC ID	UZ7TC720L
EUT supports Radios application	NFC WLAN 11a/b/g/n HT20/HT40 WLAN 11ac VHT20/VHT40/VHT80 Bluetooth BR/EDR/LE
HW Version	DV
SW Version	Android version 8.1.0
FW Version	91-09-14.00-OG-U00-STD
MFD	03JUL18
EUT Stage	Engineering Sample

Remark: The above EUT's information was declared by manufacturer.

Specification of Accessories				
AC Adapter	**Brand Name**	Zebra	**Part Number**	PWR-BUA5V16W0WW
4 PIN DC power cable	**Brand Name**	Zebra	**Part Number**	CBL-DC-383A1-01
AC Power cable	**Brand Name**	Zebra	**Part Number**	50-16000-182R
Snap-On USB/Charge Cable	**Brand Name**	Zebra	**Part Number**	CBL-TC7X-USB1-01
Snap-On Charging Cable Cup	**Brand Name**	Zebra	**Part Number**	CHG-TC7X-CBL1-01
Battery 1	**Brand Name**	Zebra	**Part Number**	BT-000318-01
Battery 2 (Falcon 1S3P Battery Pack)	**Brand Name**	Zebra	**Part Number**	BT-000318-51
Battery 3	**Brand Name**	Symbol	**Part Number**	82-171249-02
Earphone 1	**Brand Name**	Zebra	**Part Number**	HDST-35MM-PTVP-01
Earphone 2	**Brand Name**	Zebra	**Part Number**	HS2100-OTH
Snap-on 3.5MM Audio Jack Adapter	**Brand Name**	Symbol	**Part Number**	ADP-TC7X-AUD35-01
3.5mm Jack 43"(1.1m) Standard Cable	**Brand Name**	Zebra	**Part Number**	CBL-HS2100-3MS1-01
Holster	**Brand Name**	Zebra	**Part Number**	SG-TC7X-HLSTR1-02
Rigid Holster	**Brand Name**	Zebra	**Part Number**	SG-TC7X-RHLSTR1-01

Standards-related Product Specification	
Tx/Rx Frequency Range	5180 MHz ~ 5240 MHz 5260 MHz ~ 5320 MHz 5500 MHz ~ 5720 MHz
Maximum Output Power to Antenna <CDD Modes>	**<5180 MHz ~ 5240 MHz>** **<Ant. 1>** 802.11a : 20.33 dBm / 0.1079 W 802.11n HT20 : 20.27 dBm / 0.1064 W 802.11n HT40 : 20.08 dBm / 0.1019 W 802.11ac VHT20: 20.42 dBm / 0.1102 W 802.11ac VHT40: 20.11 dBm / 0.1026 W 802.11ac VHT80: 16.02 dBm / 0.0400 W **<Ant. 2>** 802.11a : 20.24 dBm / 0.1057 W 802.11n HT20 : 20.06 dBm / 0.1014 W 802.11n HT40 : 20.27 dBm / 0.1064 W 802.11ac VHT20: 20.12 dBm / 0.1028 W 802.11ac VHT40: 20.28 dBm / 0.1067 W 802.11ac VHT80: 15.15 dBm / 0.0357 W **MIMO <Ant. 1 + 2>** 802.11a : 21.44 dBm / 0.1393 W 802.11n HT20 : 21.69 dBm / 0.1476 W 802.11n HT40 : 23.45 dBm / 0.2213 W 802.11ac VHT20: 21.73 dBm / 0.1486 W 802.11ac VHT40: 23.49 dBm / 0.2234 W 802.11ac VHT80: 15.21 dBm / 0.0332 W
	<5260 MHz ~ 5320 MHz> **<Ant. 1>** 802.11a : 20.37 dBm / 0.1089 W 802.11n HT20 : 20.16 dBm / 0.1038 W 802.11n HT40 : 20.01 dBm / 0.1002 W 802.11ac VHT20: 20.25 dBm / 0.1059 W 802.11ac VHT40: 20.04 dBm / 0.1009 W 802.11ac VHT80: 14.29 dBm / 0.0269 W **<Ant. 2>** 802.11a : 20.28 dBm / 0.1067 W 802.11n HT20 : 20.12 dBm / 0.1028 W 802.11n HT40 : 20.25 dBm / 0.1059 W 802.11ac VHT20: 20.15 dBm / 0.1035 W 802.11ac VHT40: 20.27 dBm / 0.1064 W 802.11ac VHT80: 20.19 dBm / 0.1045 W **MIMO <Ant. 1 + 2>** 802.11a : 21.94 dBm / 0.1563 W 802.11n HT20 : 22.12 dBm / 0.1629 W 802.11n HT40 : 22.90 dBm / 0.1950 W 802.11ac VHT20: 22.16 dBm / 0.1644 W 802.11ac VHT40: 23.02 dBm / 0.2004 W 802.11ac VHT80: 11.77 dBm / 0.0150 W

Standards-related Product Specification	
Maximum Output Power to Antenna <CDD Modes>	**<5500 MHz ~ 5720 MHz>** **<Ant. 1>** 802.11a : 20.28 dBm / 0.1067 W 802.11n HT20 : 20.31 dBm / 0.1074 W 802.11n HT40 : 20.27 dBm / 0.1064 W 802.11ac VHT20: 20.33 dBm / 0.1079 W 802.11ac VHT40: 20.41 dBm / 0.1099 W 802.11ac VHT80: 20.48 dBm / 0.1117 W **<Ant. 2>** 802.11a : 20.18 dBm / 0.1042 W 802.11n HT20 : 20.20 dBm / 0.1047 W 802.11n HT40 : 20.31 dBm / 0.1074 W 802.11ac VHT20: 20.33 dBm / 0.1079 W 802.11ac VHT40: 20.33 dBm / 0.1079 W 802.11ac VHT80: 20.20 dBm / 0.1047 W **MIMO <Ant. 1 + 2>** 802.11a : 20.80 dBm / 0.1202 W 802.11n HT20 : 20.68 dBm / 0.1169 W 802.11n HT40 : 23.38 dBm / 0.2178 W 802.11ac VHT20: 20.71 dBm / 0.1178 W 802.11ac VHT40: 23.42 dBm / 0.2198 W 802.11ac VHT80: 23.45 dBm / 0.2213 W
Maximum Output Power to Antenna <TXBF Modes>	**<5180 MHz ~ 5240 MHz>** **MIMO <Ant. 1 + 2>** 802.11ac VHT20: 21.11 dBm / 0.1291 W 802.11ac VHT40: 23.31 dBm / 0.2143 W 802.11ac VHT80: 14.21 dBm / 0.0264 W **<5260 MHz ~ 5320 MHz>** **MIMO <Ant. 1 + 2>** 802.11ac VHT20: 21.21 dBm / 0.1321 W 802.11ac VHT40: 22.86 dBm / 0.1932 W 802.11ac VHT80: 14.06 dBm / 0.0255 W **<5500 MHz ~ 5720 MHz>** **MIMO <Ant. 1 + 2>** 802.11ac VHT20: 20.11 dBm / 0.1026 W 802.11ac VHT40: 23.21 dBm / 0.2094 W 802.11ac VHT80: 23.26 dBm / 0.2118 W

Standards-related Product Specification	
99% Occupied Bandwidth <CDD Modes>	**<Ant. 1>** 802.11a : 17.78 MHz 802.11n VHT20 : 19.73 MHz 802.11n VHT40 : 36.76 MHz 802.11ac VHT80 : 106.22 MHz **<Ant. 2>** 802.11a : 19.68 MHz 802.11n VHT20 : 19.93 MHz 802.11n VHT40 : 37.26 MHz 802.11ac VHT80 : 77.08 MHz **MIMO <Ant. 1>** 802.11a : 16.88 MHz 802.11n VHT20 : 18.08 MHz 802.11n VHT40 : 38.86 MHz 802.11ac VHT80 : 76.60 MHz **MIMO <Ant. 2>** 802.11a : 16.83 MHz 802.11n VHT20 : 18.03 MHz 802.11n VHT40 : 39.66 MHz 802.11ac VHT80 : 76.48 MHz
99% Occupied Bandwidth <TXBF Modes>	**MIMO <Ant. 1>** 802.11ac VHT20 : 18.05 MHz 802.11ac VHT40 : 38.70 MHz 802.11ac VHT80 : 77.40 MHz **MIMO <Ant. 2>** 802.11ac VHT20 : 18.60 MHz 802.11ac VHT40 : 38.00 MHz 802.11ac VHT80 : 77.28 MHz
Antenna Type / Gain	**<5180 MHz ~ 5240 MHz>** **Ant. 1 :** PIFA Antenna with gain 3.3 dBi **Ant. 2 :** PIFA Antenna with gain 2.3 dBi **<5260 MHz ~ 5320 MHz>** **Ant. 1 :** PIFA Antenna with gain 3.4 dBi **Ant. 2 :** PIFA Antenna with gain 2.4 dBi **<5500 MHz ~ 5720 MHz>** **Ant. 1 :** PIFA Antenna with gain 3.4 dBi **Ant. 2 :** PIFA Antenna with gain 3.3 dBi
Type of Modulation	802.11a/n : OFDM (BPSK/QPSK/16QAM/64QAM) 802.11ac : OFDM (BPSK/QPSK/16QAM/64QAM/256QAM)
Antenna Function Description	

	Ant. 1	Ant. 2
802.11 a/n/ac	V	V
802.11 a/n/ac MIMO	V	V
802.11 ac TXBF	V	V

Note: MIMO Ant. 1+2 is a calculated result from sum of the power MIMO Ant. 1 and MIMO Ant. 2.

1.2 Modification of EUT

No modifications are made to the EUT during all test items.

1.3 Testing Location

Sporton Lab is accredited to ISO 17025 by Taiwan Accreditation Foundation (TAF code : 1190) and the FCC designation No. TW1190 under the FCC 2.948(e) by Mutual Recognition Agreement (MRA) in FCC Test.

Test Site	SPORTON INTERNATIONAL INC.		
Test Site Location	No.52, Huaya 1st Rd., Guishan Dist., Taoyuan City, Taiwan (R.O.C.) TEL: +886-3-327-3456 FAX: +886-3-328-4978		
Test Site No.	**Sporton Site No.**		
	TH05-HY	CO05-HY	03CH07-HY

Note: The test site complies with ANSI C63.4 2014 requirement.

1.4 Applicable Standards

According to the specifications of the manufacturer, the EUT must comply with the requirements of the following standards:

- FCC Part 15 Subpart E
- FCC KDB 789033 D02 General UNII Test Procedures New Rules v02r01.
- FCC KDB 414788 D01 Radiated Test Site v01r01.
- FCC KDB 662911 D01 Multiple Transmitter Output v02r01.
- ANSI C63.10-2013

Remark:

1. All test items were verified and recorded according to the standards and without any deviation during the test.
2. This EUT has also been tested and complied with the requirements of FCC Part 15, Subpart B, recorded in a separate test report.

2 Test Configuration of Equipment Under Test

a. The EUT has been associated with peripherals and configuration operated in a manner tended to maximize its emission characteristics in a typical application. Frequency range investigated: conduction emission (150 kHz to 30 MHz), radiation emission (9 kHz to the 10th harmonic of the highest fundamental frequency or to 40 GHz, whichever is lower). For radiated measurement, pre-scanned in three orthogonal panels, X, Y, Z. The worst cases (Z plane) were recorded in this report.

b. AC power line Conducted Emission was tested under maximum output power.

2.1 Carrier Frequency and Channel

Frequency Band	Channel	Freq. (MHz)	Channel	Freq. (MHz)
5150-5250 MHz Band 1 (U-NII-1)	36	5180	44	5220
	38*	5190	46*	5230
	40	5200	48	5240
	42#	5210		

Frequency Band	Channel	Freq. (MHz)	Channel	Freq. (MHz)
5250-5350 MHz Band 2 (U-NII-2A)	52	5260	60	5300
	54*	5270	62*	5310
	56	5280	64	5320
	58#	5290		

Frequency Band	Channel	Freq. (MHz)	Channel	Freq. (MHz)
5470-5725 MHz Band 3 (U-NII-2C)	100	5500	112	5560
	102*	5510	116	5580
	104	5520	132	5660
	106#	5530	134*	5670
	108	5540	136	5680
	110*	5550	140	5700

Frequency Band	Channel	Freq. (MHz)	Channel	Freq. (MHz)
TDWR Channel	118*	5590	124	5620
	120	5600	126*	5630
	122#	5610	128	5640

Frequency Band	Channel	Freq. (MHz)	Channel	Freq. (MHz)
Straddle Channel	138#	5690	144	5720
	142*	5710		

Note:

1. The above Frequency and Channel in "*" were 802.11n HT40 and 802.11ac VHT40.
2. The above Frequency and Channel in "#" were 802.11ac VHT80.

2.2 Test Mode

Final test modes are considering the modulation and worse data rates as below table.

Single Mode

Modulation	Data Rate
802.11a	6 Mbps
802.11n HT20 (Covered by VHT20)	MCS0
802.11n HT40 (Covered by VHT40)	MCS0
802.11ac VHT20	MCS0
802.11ac VHT40	MCS0
802.11ac VHT80	MCS0

MIMO Mode

Modulation	Data Rate
802.11a	6 Mbps
802.11n HT20 (Covered by VHT20)	MCS0
802.11n HT40 (Covered by VHT40)	MCS0
802.11ac VHT20	MCS0
802.11ac VHT40	MCS0
802.11ac VHT80	MCS0

TXBF Mode

Modulation	Data Rate
802.11ac VHT20	MCS0
802.11ac VHT40	MCS0
802.11ac VHT80	MCS0

Test Cases	
AC Conducted Emission	Mode 1 : NFC Link + WLAN (5GHz) Link + Bluetooth Link + Snap on USB Cable Data Link with Notebook + Copy Data from Notebook to EDA (eMMC) + AC Adapter

Ch. #		Band I：5150-5250 MHz	Band II：5250-5350 MHz	Band III：5470-5725MHz
		802.11a	802.11a	802.11a
L	Low	36	52	100
M	Middle	44	60	116
H	High	48	64	140
Straddle		-	-	144

Ch. #		Band I：5150-5250 MHz	Band II：5250-5350 MHz	Band III：5470-5725MHz
		802.11ac VHT20	802.11ac VHT20	802.11ac VHT20
L	Low	36	52	100
M	Middle	44	60	116
H	High	48	64	140
Straddle		-	-	144

Ch. #		Band I：5150-5250 MHz	Band II：5250-5350 MHz	Band III：5470-5725MHz
		802.11ac VHT40	802.11ac VHT40	802.11ac VHT40
L	Low	38	54	102
M	Middle	-	-	110
H	High	46	62	134
Straddle		-	-	142

Ch. #		Band I：5150-5250 MHz	Band II：5250-5350 MHz	Band III：5470-5725MHz
		802.11ac VHT80	802.11ac VHT80	802.11ac VHT80
L	Low	-	-	106
M	Middle	42	58	122
H	High	-	-	-
Straddle		-	-	138

<CDD Mode>

<Ant. 1>

802.11a RF Output Power (dBm)										
Power vs. Channel			Power vs Data Rate							
Channel	Frequency (MHz)	Data Rate (bps) 6M	Channel	Data Rate (bps) 9M	12M	18M	24M	36M	48M	54M
Duty Cycle (%)		95.37		93.88	92.92	88.61	81.98	77.53	77.53	73.49
CH 036	5180	20.14	CH 048	20.24	20.15	20.28	20.26	20.31	20.31	20.24
CH 044	5220	20.12								
CH 048	5240	**20.33**								
CH 052	5260	20.33	CH 064	20.22	20.13	20.33	20.31	20.33	20.20	20.29
CH 060	5300	20.27								
CH 064	5320	**20.37**								
CH 100	5500	20.13	CH 144	19.89	19.82	20.23	20.26	20.07	19.91	19.89
CH 116	5580	20.27								
CH 140	5700	18.65								
CH 144*	5720	**20.28**								

Note: The above Frequency and Channel in "*" were straddle Channel.

802.11n HT20 RF Output Power (dBm)										
Power vs. Channel			Power vs Data Rate							
Channel	Frequency (MHz)	MCS Index MCS0	Channel	MCS Index MCS1	MCS2	MCS3	MCS4	MCS5	MCS6	MCS7
Duty Cycle (%)		95.05		90.74	88.16	86.35	80.56	77.27	75.61	74.03
CH 036	5180	**20.27**	CH 036	20.15	20.19	20.16	20.09	20.00	19.85	20.07
CH 044	5220	20.18								
CH 048	5240	20.13								
CH 052	5260	**20.16**	CH 052	20.06	20.13	20.05	19.99	19.98	19.95	20.03
CH 060	5300	20.07								
CH 064	5320	20.13								
CH 100	5500	**20.31**	CH 100	20.19	20.19	20.28	20.25	20.17	20.26	20.01
CH 116	5580	20.12								
CH 140	5700	16.44								
CH 144*	5720	20.08								

Note: The above Frequency and Channel in "*" were straddle Channel.

802.11n HT40 RF Output Power (dBm)										
Power vs. Channel			Power vs Data Rate							
Channel	Frequency (MHz)	MCS Index	Channel	MCS Index						
		MCS0		MCS1	MCS2	MCS3	MCS4	MCS5	MCS6	MCS7
Duty Cycle (%)		91.86		86.01	80.95	76.74	68.66	65.52	63.64	60.78
CH 038	5190	15.32	CH 046	20.00	20.04	20.00	20.03	20.06	19.93	19.97
CH 046	5230	**20.08**								
CH 054	5270	**20.01**	CH 054	19.90	19.85	19.83	19.89	19.69	19.71	19.85
CH 062	5310	15.09								
CH 102	5510	16.85	CH 110	19.80	19.77	19.79	19.81	19.86	19.71	19.77
CH 110	5550	**20.27**								
CH 134	5670	17.61								
CH 142*	5710	20.22								

Note: The above Frequency and Channel in "*" were straddle Channel.

802.11ac VHT20 RF Output Power (dBm)											
Power vs. Channel			Power vs Data Rate								
Channel	Frequency (MHz)	MCS Index	Channel	MCS Index							
		MCS0		MCS1	MCS2	MCS3	MCS4	MCS5	MCS6	MCS7	MCS8
Duty Cycle (%)		95.10		91.67	88.16	84.77	81.57	76.09	75.90	74.36	68.06
CH 036	5180	**20.42**	CH 036	20.26	20.35	20.40	20.17	20.21	20.18	20.15	20.37
CH 044	5220	20.34									
CH 048	5240	20.26									
CH 052	5260	**20.25**	CH 052	20.16	20.20	20.22	20.18	20.21	20.22	20.16	20.09
CH 060	5300	20.14									
CH 064	5320	20.23									
CH 100	5500	**20.33**	CH 100	20.20	20.23	20.31	20.27	20.22	20.28	20.15	20.12
CH 116	5580	20.20									
CH 140	5700	16.45									
CH 144*	5720	20.12									

Note: The above Frequency and Channel in "*" were straddle Channel.

802.11ac VHT40 RF Output Power (dBm)												
Power vs. Channel			Power vs Data Rate									
Channel	Frequency (MHz)	MCS Index	Channel	MCS Index								
		MCS0		MCS1	MCS2	MCS3	MCS4	MCS5	MCS6	MCS7	MCS8	MCS9
Duty Cycle (%)		91.95		86.11	78.34	77.91	71.64	62.90	63.64	62.26	58.33	59.57
CH 038	5190	15.35	CH 046	20.02	20.06	20.01	20.04	20.07	19.97	20.00	19.98	20.04
CH 046	5230	**20.11**										
CH 054	5270	**20.04**	CH 054	19.95	20.01	19.94	19.97	19.99	19.85	19.88	19.90	19.83
CH 062	5310	15.12										
CH 102	5510	16.94	CH 110	20.26	20.18	20.09	20.03	20.00	19.94	19.92	19.83	19.85
CH 110	5550	**20.41**										
CH 134	5670	17.64										
CH 142*	5710	20.38										

Note: The above Frequency and Channel in "*" were straddle Channel.

802.11ac VHT80 RF Output Power (dBm)												
Power vs. Channel			Power vs Data Rate									
Channel	Frequency (MHz)	MCS Index	Channel	MCS Index								
		MCS0		MCS1	MCS2	MCS3	MCS4	MCS5	MCS6	MCS7	MCS8	MCS9
Duty Cycle (%)		87.72		79.90	74.03	70.31	62.96	59.14	55.56	54.55	52.38	50.00
CH 042	5210	**16.02**	CH 042	15.96	15.96	15.78	15.90	15.74	15.95	15.98	15.91	15.96
CH 058	5290	**14.29**	CH 058	14.19	14.19	14.09	14.11	14.08	14.25	14.17	14.27	14.26
CH 106	5530	15.26	CH 138	20.40	20.41	20.28	20.12	20.08	20.21	20.17	20.25	20.30
CH 122	5610	19.69										
CH 138*	5690	**20.48**										

Note: The above Frequency and Channel in "*" were straddle Channel.

<Ant. 2>

802.11a RF Output Power (dBm)											
Power vs. Channel			Power vs Data Rate								
Channel	Frequency (MHz)	Data Rate (bps)	Channel	Data Rate (bps)							
		6M		9M	12M	18M	24M	36M	48M	54M	
Duty Cycle (%)		95.37		95.83	93.24	92.08	89.74	84.84	81.82	77.67	
CH 036	5180	20.20	CH 048	20.03	20.06	20.16	20.23	19.71	19.76	19.83	
CH 044	5220	20.21									
CH 048	5240	**20.24**									
CH 052	5260	**20.28**	CH 052	20.04	20.05	20.18	20.21	19.86	19.89	19.97	
CH 060	5300	20.26									
CH 064	5320	19.81									
CH 100	5500	20.13	CH 144	19.88	19.91	20.04	20.10	19.81	19.87	19.80	
CH 116	5580	20.07									
CH 140	5700	15.43									
CH 144*	5720	**20.18**									

Note: The above Frequency and Channel in "*" were straddle Channel.

802.11n HT20 RF Output Power (dBm)											
Power vs. Channel			Power vs Data Rate								
Channel	Frequency (MHz)	MCS Index	Channel	MCS Index							
		MCS0		MCS1	MCS2	MCS3	MCS4	MCS5	MCS6	MCS7	
Duty Cycle (%)		95.05		93.48	90.67	86.84	85.07	80.56	79.80	78.02	
CH 036	5180	20.04	CH 044	19.93	19.95	19.96	19.70	19.68	19.76	19.82	
CH 044	5220	**20.06**									
CH 048	5240	20.02									
CH 052	5260	**20.12**	CH 052	19.85	20.10	20.03	19.77	19.98	19.86	19.96	
CH 060	5300	20.08									
CH 064	5320	19.63									
CH 100	5500	20.09	CH 116	20.00	20.15	20.16	20.00	20.06	19.94	20.16	
CH 116	5580	**20.20**									
CH 140	5700	15.26									
CH 144*	5720	20.08									

Note: The above Frequency and Channel in "*" were straddle Channel.

802.11n HT40 RF Output Power (dBm)										
Power vs. Channel			Power vs Data Rate							
Channel	Frequency (MHz)	MCS Index	Channel	MCS Index						
		MCS0		MCS1	MCS2	MCS3	MCS4	MCS5	MCS6	MCS7
Duty Cycle (%)		91.86		86.49	83.85	80.77	73.75	68.66	65.62	66.10
CH 038	5190	15.53	CH 046	20.08	20.07	20.01	20.02	20.04	19.89	19.78
CH 046	5230	**20.27**								
CH 054	5270	**20.25**	CH 054	20.01	19.97	19.98	20.10	20.05	19.99	19.92
CH 062	5310	15.06								
CH 102	5510	15.76	CH 134	20.07	20.01	19.78	19.96	19.70	19.85	19.86
CH 110	5550	20.22								
CH 134	5670	20.27								
CH 142*	5710	**20.31**								

Note: The above Frequency and Channel in "*" were straddle Channel.

802.11ac VHT20 RF Output Power (dBm)											
Power vs. Channel			Power vs Data Rate								
Channel	Frequency (MHz)	MCS Index	Channel	MCS Index							
		MCS0		MCS1	MCS2	MCS3	MCS4	MCS5	MCS6	MCS7	MCS8
Duty Cycle (%)		95.05		93.53	91.67	86.84	85.07	81.65	78.43	78.38	76.83
CH 036	5180	20.08	CH 048	19.99	20.05	20.02	19.89	20.00	20.08	20.07	20.03
CH 044	5220	20.10									
CH 048	5240	**20.12**									
CH 052	5260	20.13	CH 060	20.07	20.13	20.10	19.95	20.04	20.07	20.09	20.05
CH 060	5300	**20.15**									
CH 064	5320	19.70									
CH 100	5500	20.15	CH 116	20.27	20.24	20.22	20.09	20.13	20.14	20.18	20.02
CH 116	5580	**20.33**									
CH 140	5700	15.30									
CH 144*	5720	20.09									

Note: The above Frequency and Channel in "*" were straddle Channel.

802.11ac VHT40 RF Output Power (dBm)												
Power vs. Channel			Power vs Data Rate									
Channel	Frequency (MHz)	MCS Index	Channel	MCS Index								
		MCS0		MCS1	MCS2	MCS3	MCS4	MCS5	MCS6	MCS7	MCS8	MCS9
Duty Cycle (%)		91.86		87.67	82.71	80.19	75.31	70.59	67.69	66.94	62.50	61.54
CH 038	5190	15.61	CH 046	20.10	20.17	20.15	20.06	20.13	19.91	19.92	19.89	19.93
CH 046	5230	**20.28**										
CH 054	5270	**20.27**	CH 054	20.06	20.13	20.09	20.13	20.06	19.98	20.03	19.96	20.01
CH 062	5310	15.15										
CH 102	5510	15.81	CH 142	20.21	20.23	20.14	20.11	20.07	19.91	19.93	19.92	19.83
CH 110	5550	20.25										
CH 134	5670	20.29										
CH 142*	5710	**20.33**										

Note: The above Frequency and Channel in "*" were straddle Channel.

802.11ac VHT80 RF Output Power (dBm)												
Power vs. Channel			Power vs Data Rate									
Channel	Frequency (MHz)	MCS Index	Channel	MCS Index								
		MCS0		MCS1	MCS2	MCS3	MCS4	MCS5	MCS6	MCS7	MCS8	MCS9
Duty Cycle (%)		87.72		80.00	73.68	70.31	60.00	56.25	55.56	53.49	51.22	50.00
CH 042	5210	**15.15**	CH 042	14.95	14.97	14.85	14.97	14.98	15.02	15.07	15.09	15.03
CH 058	5290	**20.19**	CH 058	20.12	20.08	19.94	20.08	19.98	19.95	20.06	19.97	19.96
CH 106	5530	15.48	CH 138	20.17	20.18	19.98	20.07	19.98	19.87	19.95	20.01	19.91
CH 122	5610	20.14										
CH 138*	5690	**20.20**										

Note: The above Frequency and Channel in "*" were straddle Channel.

MIMO<Ant. 1 + 2>

802.11a RF Output Power (dBm)											
Power vs. Channel			Power vs Data Rate								
Channel	Frequency (MHz)	Data Rate (bps)	Channel	Data Rate (bps)							
		6M		9M	12M	18M	24M	36M	48M	54M
CH 036	5180	20.92	CH 044	21.12	21.18	21.29	21.40	21.29	21.35	21.35
CH 044	5220	**21.44**								
CH 048	5240	21.30								
CH 052	5260	21.26	CH 064	21.83	21.83	21.93	21.89	21.92	21.87	21.93
CH 060	5300	21.81								
CH 064	5320	**21.94**								
CH 100	5500	19.82	CH 144	20.51	20.53	20.73	20.72	20.63	20.72	20.69
CH 116	5580	19.66								
CH 140	5700	18.03								
CH 144*	5720	**20.80**								

Note: The above Frequency and Channel in "*" were straddle Channel.

802.11n HT20 RF Output Power (dBm)											
Power vs. Channel			Power vs Data Rate								
Channel	Frequency (MHz)	MCS Index	Channel	MCS Index							
		MCS0		MCS1	MCS2	MCS3	MCS4	MCS5	MCS6	MCS7
CH 036	5180	21.32	CH 048	21.51	21.64	21.67	21.65	21.55	21.59	21.68
CH 044	5220	21.33								
CH 048	5240	**21.69**								
CH 052	5260	21.66	CH 060	21.80	22.04	22.10	21.99	21.98	22.03	22.07
CH 060	5300	**22.12**								
CH 064	5320	21.78								
CH 100	5500	20.14	CH 144	20.53	20.60	20.60	20.57	20.66	20.60	20.64
CH 116	5580	19.94								
CH 140	5700	17.92								
CH 144*	5720	**20.68**								

Note: The above Frequency and Channel in "*" were straddle Channel.

802.11n HT40 RF Output Power (dBm)										
Power vs. Channel			Power vs Data Rate							
Channel	Frequency (MHz)	MCS Index MCS0	Channel	MCS Index MCS1	MCS2	MCS3	MCS4	MCS5	MCS6	MCS7
CH 038	5190	17.43	CH 046	23.38	23.31	23.41	23.22	23.20	23.22	23.26
CH 046	5230	**23.45**								
CH 054	5270	**22.90**	CH 054	23.38	23.31	23.41	23.22	23.20	23.22	23.26
CH 062	5310	15.40								
CH 102	5510	19.26	CH 142	23.22	23.16	23.20	23.30	23.02	22.98	23.08
CH 110	5550	22.33								
CH 134	5670	21.87								
CH 142*	5710	**23.38**								

Note: The above Frequency and Channel in "*" were straddle Channel.

802.11ac VHT20 RF Output Power (dBm)											
Power vs. Channel			Power vs Data Rate								
Channel	Frequency (MHz)	MCS Index MCS0	Channel	MCS Index MCS1	MCS2	MCS3	MCS4	MCS5	MCS6	MCS7	MCS8
CH 036	5180	21.36	CH 048	21.59	21.67	21.69	21.69	21.61	21.68	21.64	21.66
CH 044	5220	21.40									
CH 048	5240	**21.73**									
CH 052	5260	21.70	CH 060	22.02	22.07	22.12	22.07	22.01	22.05	22.09	22.02
CH 060	5300	**22.16**									
CH 064	5320	21.83									
CH 100	5500	20.19	CH 144	20.59	20.62	20.63	20.64	20.67	20.66	20.65	20.68
CH 116	5580	20.06									
CH 140	5700	17.93									
CH 144*	5720	**20.71**									

Note: The above Frequency and Channel in "*" were straddle Channel.

802.11ac VHT40 RF Output Power (dBm)												
Power vs. Channel			Power vs Data Rate									
Channel	Frequency (MHz)	MCS Index MCS0	Channel	MCS Index MCS1	MCS2	MCS3	MCS4	MCS5	MCS6	MCS7	MCS8	MCS9
CH 038	5190	17.92	CH 046	23.42	23.40	23.39	23.36	23.37	23.34	23.26	23.24	23.28
CH 046	5230	**23.49**										
CH 054	5270	**23.02**	CH 054	22.95	22.91	22.85	22.81	22.74	22.76	22.72	22.70	22.67
CH 062	5310	15.87										
CH 102	5510	19.33	CH 142	23.35	23.21	23.22	23.33	23.30	23.20	23.15	23.14	23.13
CH 110	5550	22.58										
CH 134	5670	21.93										
CH 142*	5710	**23.42**										

Note: The above Frequency and Channel in "*" were straddle Channel.

802.11ac VHT80 RF Output Power (dBm)												
Power vs. Channel			Power vs Data Rate									
Channel	Frequency (MHz)	MCS Index MCS0	Channel	MCS Index MCS1	MCS2	MCS3	MCS4	MCS5	MCS6	MCS7	MCS8	MCS9
CH 042	5210	**15.21**	CH 042	15.03	14.99	14.91	15.03	15.19	15.07	15.08	15.06	15.19
CH 058	5290	**11.77**	CH 058	11.44	11.56	11.47	11.63	11.71	11.67	11.72	11.62	11.77
CH 106	5530	17.55	CH 138	23.40	23.38	23.44	23.40	23.41	23.36	23.39	23.28	23.42
CH 122	5610	22.71										
CH 138*	5690	**23.45**										

Note: The above Frequency and Channel in "*" were straddle Channel.

<TXBF Mode>

MIMO<Ant. 1 + 2>

802.11ac VHT20 RF Output Power (dBm)												
Power vs. Channel			Power vs Data Rate									
Channel	Frequency (MHz)	MCS Index	Channel	MCS Index								
		MCS0		MCS1	MCS2	MCS3	MCS4	MCS5	MCS6	MCS7	MCS8
CH 036	5180	20.67	CH 048	21.06	21.06	21.06	20.81	20.61	20.77	20.91	20.86
CH 044	5220	20.51									
CH 048	5240	**21.11**									
CH 052	5260	21.11	CH 060	21.16	21.11	21.06	20.96	20.96	20.91	20.91	20.91
CH 060	5300	**21.21**									
CH 064	5320	20.81									
CH 100	5500	19.81	CH 144	20.07	20.06	20.02	20.02	19.97	20.02	20.02	19.93
CH 116	5580	20.01									
CH 140	5700	17.51									
CH 144*	5720	**20.11**									

Note: The above Frequency and Channel in "*" were straddle Channel.

802.11ac VHT40 RF Output Power (dBm)													
Power vs. Channel			Power vs Data Rate										
Channel	Frequency (MHz)	MCS Index	Channel	MCS Index									
		MCS0		MCS1	MCS2	MCS3	MCS4	MCS5	MCS6	MCS7	MCS8	MCS9
CH 038	5190	17.06	CH 046	23.26	23.26	23.26	23.21	23.21	23.21	23.16	23.16	23.16
CH 046	5230	**23.31**										
CH 054	5270	**22.86**	CH 054	22.81	22.76	22.76	22.66	22.66	22.66	22.56	22.56	22.51
CH 062	5310	14.51										
CH 102	5510	18.91	CH 142	23.11	23.06	23.06	23.16	23.11	23.01	23.01	23.06	22.96
CH 110	5550	22.31										
CH 134	5670	21.41										
CH 142*	5710	**23.21**										

Note: The above Frequency and Channel in "*" were straddle Channel.

802.11ac VHT80 RF Output Power (dBm)													
Power vs. Channel			Power vs Data Rate										
Channel	Frequency (MHz)	MCS Index	Channel	MCS Index									
		MCS0		MCS1	MCS2	MCS3	MCS4	MCS5	MCS6	MCS7	MCS8	MCS9
CH 042	5210	**14.21**	CH 042	14.16	14.16	14.06	14.11	14.16	14.16	14.16	14.11	14.11
CH 058	5290	**14.06**	CH 058	14.01	14.01	13.91	14.01	13.96	14.01	14.01	14.01	13.96
CH 106	5530	16.51	CH 138	23.21	22.68	22.68	23.21	22.63	23.21	23.16	23.16	23.11
CH 122	5610	22.66										
CH 138*	5690	**23.26**										

Note: The above Frequency and Channel in "*" were straddle Channel.

2.3 Connection Diagram of Test System

<Radiated Emission Mode>

<CDD Mode with Earphone 1>

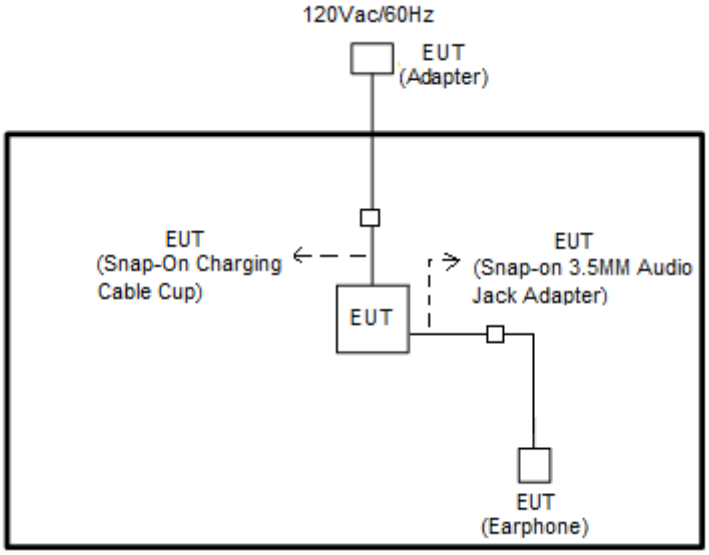

<CDD Mode with Earphone 2>

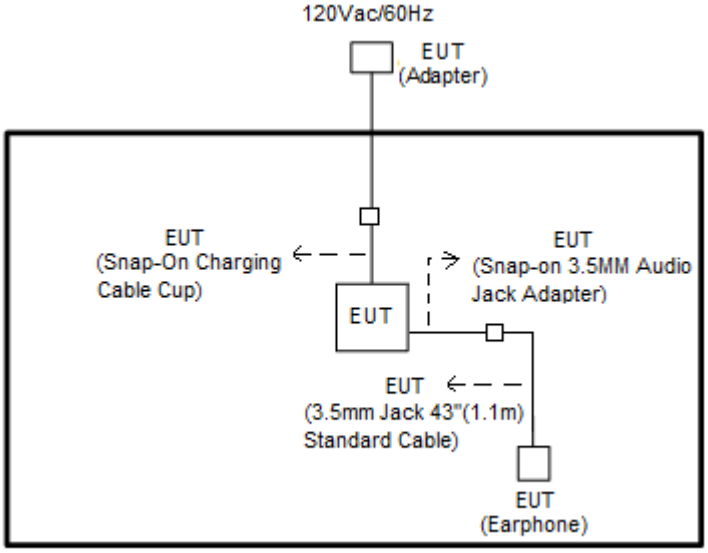

<CDD Mode with Notebook>

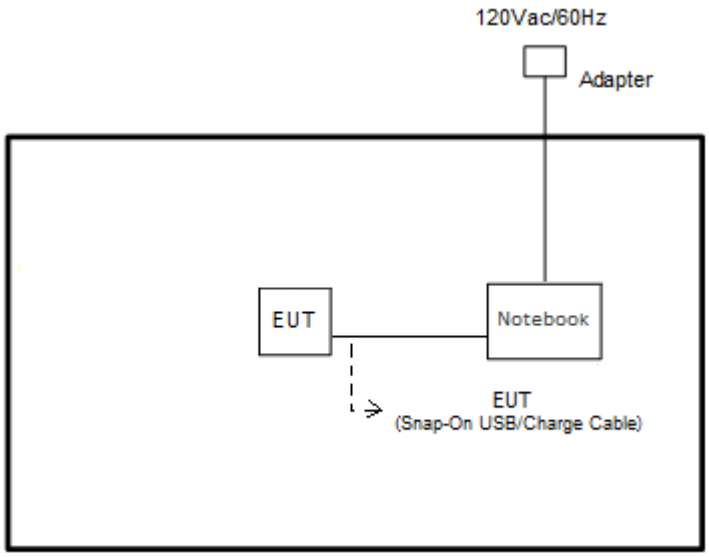

<TXBF Mode>

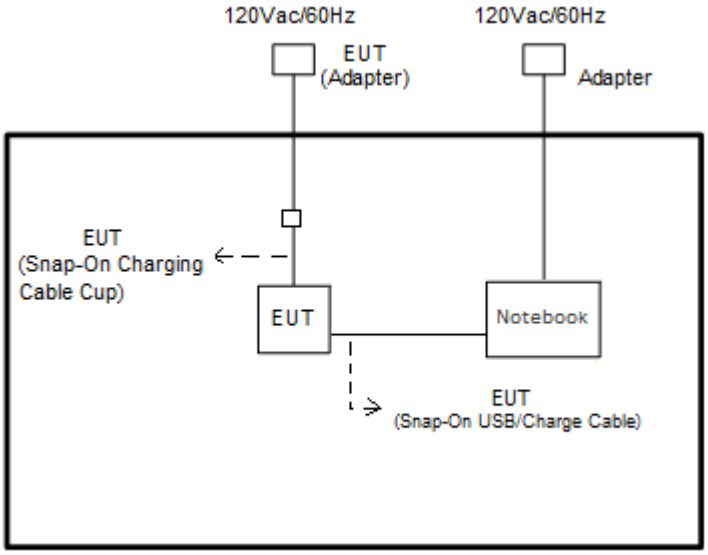

<AC Conducted Emission for data link mode>

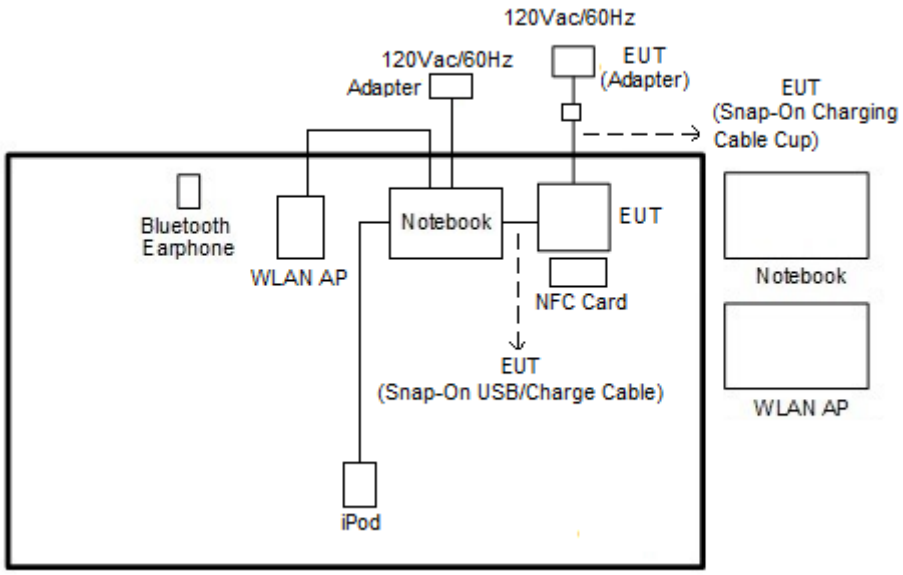

2.4 Support Unit used in test configuration and system

Item	Equipment	Trade Name	Model Name	FCC ID	Data Cable	Power Cord
1.	WLAN AP	ASUS	RT-AC66U	MSQ-RTAC66U	N/A	Unshielded, 1.8 m
2.	Bluetooth Earphone	Sony Ericsson	MW600	PY7DDA-2029	N/A	N/A
3.	iPod	Apple	A1285	FCC DoC	Shielded, 1.0 m	N/A
4.	Notebook	DELL	Latitude E6320	FCC DoC/ Contains FCC ID: QDS-BRCM1054	N/A	AC I/P: Unshielded, 1.2 m DC O/P: Shielded, 1.8 m
5.	Notebook	DELL	Latitude E3340	FCC DoC/ Contains FCC ID: PD97260NGU	N/A	AC I/P: Unshielded, 1.2 m DC O/P: Shielded, 1.8 m
6.	Notebook	DELL	P79G	FCC DoC	N/A	AC I/P: Unshielded, 1.2 m DC O/P: Shielded, 1.8 m
7.	SD Card	SanDisk	MicroSD HC	FCC DoC	N/A	N/A
8.	NFC Card	N/A	N/A	N/A	N/A	N/A

2.5 EUT Operation Test Setup

The RF test items, utility "QRCT" was installed in Notebook which was programmed in order to make the EUT get into the engineering modes to provide channel selection, power level, data rate and the application type and for continuous transmitting signals.

For TXBF mode, the modulation modes and data rates manipulated by the command lines in the engineering program made the EUT link to another EUT by power under the normal operation. The "ADB" software tool was used to enable the EUT to transmit signals continuously.

2.6 Measurement Results Explanation Example

For all conducted test items:

The offset level is set in the spectrum analyzer to compensate the RF cable loss and attenuator factor between EUT conducted output port and spectrum analyzer. With the offset compensation, the spectrum analyzer reading level is exactly the EUT RF output level.

Example :

The spectrum analyzer offset is derived from RF cable loss and attenuator factor.

Offset = RF cable loss + attenuator factor.

Following shows an offset computation example with cable loss 4.2 dB and 10dB attenuator.

Offset(dB) = RF cable loss(dB) + attenuator factor(dB).

= 4.2 + 10 = 14.2 (dB)

3 Test Result

3.1 26dB & 99% Occupied Bandwidth Measurement

3.1.1 Description of 26dB & 99% Occupied Bandwidth

This section is for reporting purpose only.

There is no restriction limits for bandwidth.

For Straddle Channel, according to KDB 789033 D02 General UNII Test Procedures New Rules v02r01, if the power and PSD of the devices are uniform and comply with the lower limits specified for the U-NII-2 bands, a single measurement over the entire emission bandwidth can be performed to show compliance.

3.1.2 Measuring Instruments

See list of measuring equipment of this test report.

3.1.3 Test Procedures

1. The testing follows FCC KDB 789033 D02 General UNII Test Procedures New Rules v02r01. Section C) Emission bandwidth
2. Set RBW = approximately 1% of the emission bandwidth.
3. Set the VBW > RBW.
4. Detector = Peak.
5. Trace mode = max hold
6. Measure the maximum width of the emission that is 26 dB down from the peak of the emission. Compare this with the RBW setting of the analyzer. Readjust RBW and repeat measurement as needed until the RBW/EBW ratio is approximately 1%.
7. For 99% Bandwidth Measurement, the spectrum analyzer's resolution bandwidth (RBW) is set 1-5% of the emission bandwidth and set the Video bandwidth (VBW) ≥ 3 * RBW.
8. Measure and record the results in the test report.

3.1.4 Test Setup

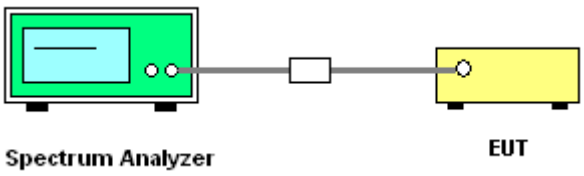

3.1.5 Test Result of 26dB & 99% Occupied Bandwidth

Test Engineer :	AnAn Wu, Derek Hsu, Luffy Lin, and Allen Lin	Temperature :	21~25℃
		Relative Humidity :	51~54%

<CDD Mode>

Band I												
Mod.	Data Rate	NTX	CH.	Freq. (MHz)	99% Bandwidth (MHz)		26 dB Bandwidth (MHz)		IC 99% Bandwidth Power Limit (dBm)		IC 99% Bandwidth EIRP Limit (dBm)	
					Ant 1	Ant 2	Ant 1	Ant 2	Ant 1	Ant 2	Ant 1	Ant 2
11a	6Mbps	1	36	5180	17.78	19.68	31.57	35.45	-		22.50	22.94
11a	6Mbps	1	44	5220	17.58	19.33	31.17	33.86	-		22.45	22.86
11a	6Mbps	1	48	5240	17.28	18.63	30.30	33.56	-		22.38	22.70
VHT20	MCS0	1	36	5180	19.73	19.78	35.05	35.73	-		22.95	22.96
VHT20	MCS0	1	44	5220	19.48	19.83	33.30	34.76	-		22.90	22.97
VHT20	MCS0	1	48	5240	19.23	19.18	31.47	33.12	-		22.84	22.83
VHT40	MCS0	1	38	5190	36.56	36.56	41.81	41.90	-		23.01	23.01
VHT40	MCS0	1	46	5230	36.66	36.96	49.36	54.66	-		23.01	23.01
VHT80	MCS0	1	42	5210	76.00	76.12	83.20	**83.84**	-		23.01	23.01
11a	6Mbps	2	36	5180	16.73	16.63	25.53	24.73	-		22.21	
11a	6Mbps	2	44	5220	16.83	16.73	25.69	25.30	-		22.23	
11a	6Mbps	2	48	5240	16.83	16.73	25.20	25.82	-		22.23	
VHT20	MCS0	2	36	5180	18.03	17.93	27.80	26.89	-		22.54	
VHT20	MCS0	2	44	5220	18.03	17.93	27.08	25.80	-		22.54	
VHT20	MCS0	2	48	5240	18.08	17.98	27.78	27.23	-		22.55	
VHT40	MCS0	2	38	5190	36.56	36.56	41.63	41.81	-		23.01	
VHT40	MCS0	2	46	5230	38.86	39.66	72.11	74.53	-		23.01	
VHT80	MCS0	2	42	5210	**76.24**	**76.24**	83.12	83.28	-		23.01	

Band II														
Mod.	Data Rate	NTX	CH.	Freq. (MHz)	99% Bandwidth (MHz)		26 dB Bandwidth (MHz)		IC 99% Bandwidth Power Limit (dBm)		IC 99% Bandwidth EIRP Limit (dBm)		FCC 26dB Bandwidth Power Limit (dBm)	
					Ant 1	Ant 2	Ant 1	Ant 2	Ant 1	Ant 2	Ant 1	Ant 2	Ant 1	Ant 2
11a	6Mbps	1	52	5260	17.23	18.38	30.15	32.36	23.36	23.64	29.36	29.64	23.98	23.98
11a	6Mbps	1	60	5300	17.23	17.33	29.31	30.04	23.36	23.39	29.36	29.39	23.98	23.98
11a	6Mbps	1	64	5320	17.13	17.08	29.91	29.27	23.34	23.32	29.34	29.32	23.98	23.98
VHT20	MCS0	1	52	5260	18.28	19.18	30.24	33.48	23.62	23.83	29.62	29.83	23.98	23.98
VHT20	MCS0	1	60	5300	18.23	19.08	30.22	34.01	23.61	23.81	29.61	29.81	23.98	23.98
VHT20	MCS0	1	64	5320	18.23	18.18	29.48	29.98	23.61	23.60	29.61	29.60	23.98	23.98
VHT40	MCS0	1	54	5270	36.66	36.96	42.44	54.40	23.98	23.98	30.00	30.00	23.98	23.98
VHT40	MCS0	1	62	5310	36.56	36.56	41.72	41.63	23.98	23.98	30.00	30.00	23.98	23.98
VHT80	MCS0	1	58	5290	76.12	**76.72**	83.12	**125.07**	23.98	23.98	30.00	30.00	23.98	23.98
11a	6Mbps	2	52	5260	16.78	16.73	25.63	25.00	23.23		29.23		23.98	
11a	6Mbps	2	60	5300	16.88	16.83	25.79	25.75	23.26		29.26		23.98	
11a	6Mbps	2	64	5320	16.88	16.78	26.42	26.21	23.25		29.25		23.98	
VHT20	MCS0	2	52	5260	18.03	17.98	26.87	27.67	23.55		29.55		23.98	
VHT20	MCS0	2	60	5300	18.08	18.03	27.78	27.84	23.56		29.56		23.98	
VHT20	MCS0	2	64	5320	18.03	17.93	27.66	25.95	23.54		29.54		23.98	
VHT40	MCS0	2	54	5270	36.96	37.06	62.13	65.36	23.98		30.00		23.98	
VHT40	MCS0	2	62	5310	36.56	36.56	41.99	41.72	23.98		30.00		23.98	
VHT80	MCS0	2	58	5290	76.24	76.12	84.24	83.60	23.98		30.00		23.98	

Band III																
Mod.	Data Rate	NTX	CH.	Freq. (MHz)	99% Bandwidth In U-NII 2C (MHz)		26 dB Bandwidth In U-NII 2C (MHz)		IC 99% Bandwidth Power Limit (dBm)		IC 99% Bandwidth EIRP Limit (dBm)		FCC 26dB Bandwidth Power Limit (dBm)		6 dB Bandwidth for Straddle Channel (MHz)	
					Ant 1	Ant 2	Ant 1	Ant 2	Ant 1	Ant 2	Ant 1	Ant 2	Ant 1	Ant 2	Ant 1	Ant 2
11a	6Mbps	1	100	5500	17.08	17.78	29.34	32.65	23.32	23.50	29.32	29.50	23.98	23.98	----	----
11a	6Mbps	1	116	5580	17.13	17.63	29.85	32.42	23.34	23.46	29.34	29.46	23.98	23.98	----	----
11a	6Mbps	1	140	5700	16.88	16.78	26.06	26.71	23.27	23.25	29.27	29.25	23.98	23.98	----	----
11a	6Mbps	1	144	5720	14.04	14.94	20.94	21.60	22.47	22.74	28.47	28.74	23.98	23.98	2.79	2.79
VHT20	MCS0	1	100	5500	18.18	19.58	29.02	34.36	23.60	23.92	29.60	29.92	23.98	23.98	----	----
VHT20	MCS0	1	116	5580	18.23	19.93	28.90	35.60	23.61	23.98	29.61	30.00	23.98	23.98	----	----
VHT20	MCS0	1	140	5700	17.93	17.93	26.17	27.12	23.54	23.54	29.54	29.54	23.98	23.98	----	----
VHT20	MCS0	1	144	5720	14.24	14.99	21.90	22.62	22.54	22.76	28.54	28.76	23.98	23.98	3.19	3.19
VHT40	MCS0	1	102	5510	36.46	36.56	41.81	41.72	23.98	23.98	30.00	30.00	23.98	23.98	----	----
VHT40	MCS0	1	110	5550	36.76	37.16	42.53	62.85	23.98	23.98	30.00	30.00	23.98	23.98	----	----
VHT40	MCS0	1	134	5670	36.56	37.26	41.99	64.47	23.98	23.98	30.00	30.00	23.98	23.98	----	----
VHT40	MCS0	1	142	5710	33.38	33.48	41.34	45.66	23.98	23.98	30.00	30.00	23.98	23.98	2.56	2.89
VHT80	MCS0	1	106	5530	76.36	77.08	83.76	**148.81**	23.98	23.98	30.00	30.00	23.98	23.98	----	----
VHT80	MCS0	1	122	5610	76.72	76.96	98.30	141.22	23.98	23.98	30.00	30.00	23.98	23.98	----	----
VHT80	MCS0	1	138	5690	**106.22**	73.24	92.06	103.33	23.98	23.98	30.00	30.00	23.98	23.98	2.57	2.57

Band III																
Mod.	Data Rate	NTX	CH.	Freq. (MHz)	99% Bandwidth In U-NII 2C (MHz)		26 dB Bandwidth In U-NII 2C (MHz)		IC 99% Bandwidth Power Limit (dBm)		IC 99% Bandwidth EIRP Limit (dBm)		FCC 26dB Bandwidth Power Limit (dBm)		6 dB Bandwidth for Straddle Channel (MHz)	
					Ant 1	Ant 2	Ant 1	Ant 2	Ant 1	Ant 2	Ant 1	Ant 2	Ant 1	Ant 2	Ant 1	Ant 2
11a	6Mbps	2	100	5500	16.73	16.73	25.32	24.98	23.23		29.23		23.98		----	----
11a	6Mbps	2	116	5580	16.73	16.58	25.11	24.75	23.20		29.20		23.98		----	----
11a	6Mbps	2	140	5700	16.68	16.68	25.17	25.39	23.22		29.22		23.98		----	----
11a	6Mbps	2	144	5720	13.39	13.34	17.89	18.73	22.25		28.25		23.53		2.79	3.19
VHT20	MCS0	2	100	5500	17.88	17.88	26.53	26.29	23.52		29.52		23.98		----	----
VHT20	MCS0	2	116	5580	17.93	17.88	27.41	26.26	23.52		29.52		23.98		----	----
VHT20	MCS0	2	140	5700	17.88	17.88	27.60	26.15	23.52		29.52		23.98		----	----
VHT20	MCS0	2	144	5720	13.94	13.99	19.15	18.74	22.44		28.44		23.73		2.59	3.14
VHT40	MCS0	2	102	5510	36.46	36.46	41.81	41.90	23.98		30.00		23.98		----	----
VHT40	MCS0	2	110	5550	36.66	36.96	41.90	57.72	23.98		30.00		23.98		----	----
VHT40	MCS0	2	134	5670	36.56	36.56	41.72	42.53	23.98		30.00		23.98		----	----
VHT40	MCS0	2	142	5710	33.58	33.98	48.27	53.84	23.98		30.00		23.98		2.98	2.98
VHT80	MCS0	2	106	5530	76.24	76.00	82.96	83.44	23.98		30.00		23.98		----	----
VHT80	MCS0	2	122	5610	76.60	76.60	99.90	117.40	23.98		30.00		23.98		----	----
VHT80	MCS0	2	138	5690	73.12	73.48	99.50	114.36	23.98		30.00		23.98		2.64	2.57

<CDD Mode>

Maximum 26dB Bandwidth

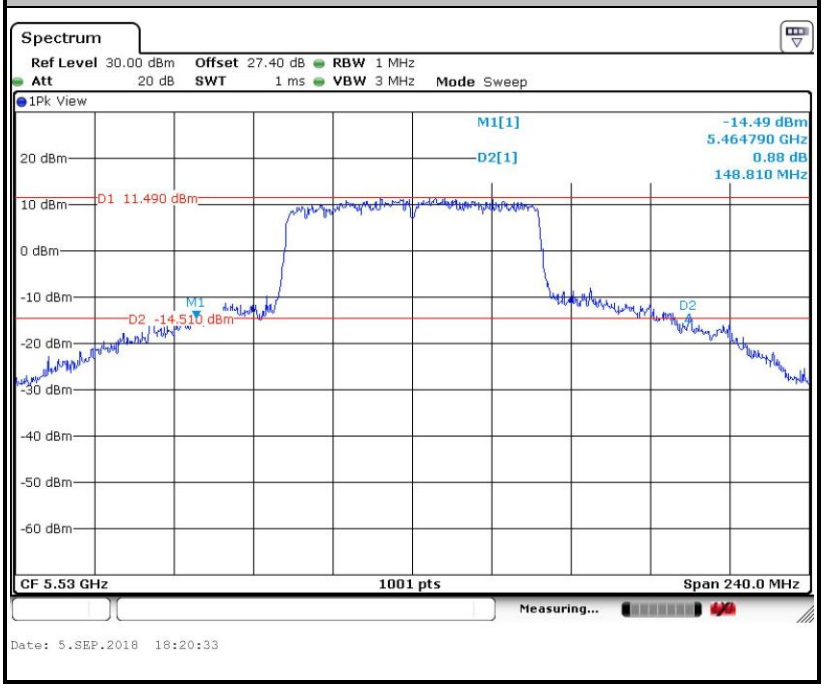

Maximum 99% Occupied Bandwidth

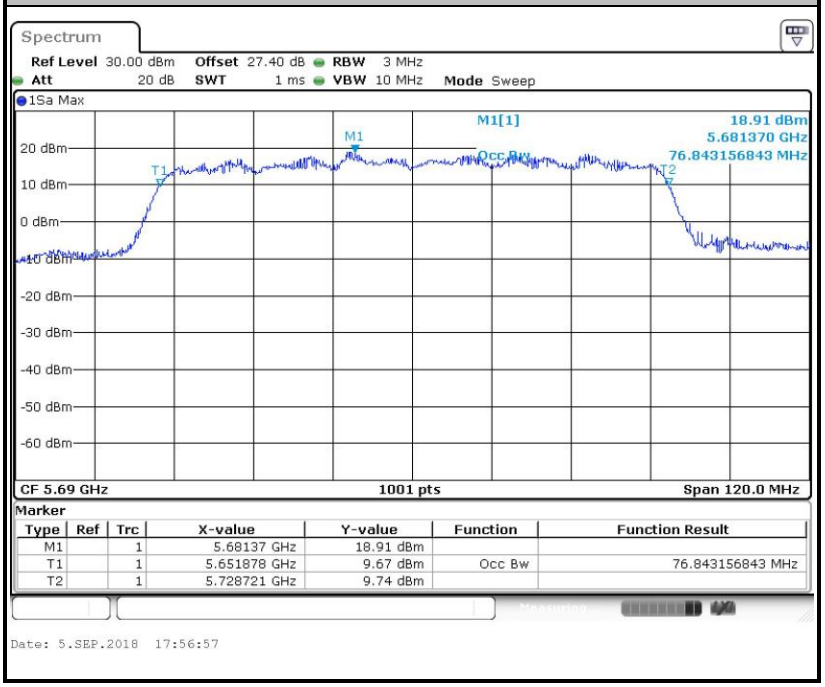

Note: The occupied channel bandwidth is maintained within the band of operation for all of the modulations.

<TXBF Modes>

Band I												
Mod.	Data Rate	NTX	CH.	Freq. (MHz)	99% Bandwidth (MHz)		26 dB Bandwidth (MHz)		IC 99% Bandwidth Power Limit (dBm)		IC 99% Bandwidth EIRP Limit (dBm)	
					Ant 1	Ant 2	Ant 1	Ant 2	Ant 1	Ant 2	Ant 1	Ant 2
VHT20	MCS0	2	36	5180	18.00	17.90	26.10	25.45	-		22.53	
VHT20	MCS0	2	44	5220	18.05	18.05	30.85	34.25	-		22.56	
VHT20	MCS0	2	48	5240	18.05	17.95	26.30	25.30	-		22.54	
VHT40	MCS0	2	38	5190	36.60	36.60	42.12	42.01	-		23.01	
VHT40	MCS0	2	46	5230	38.70	37.30	82.31	69.30	-		23.01	
VHT80	MCS0	2	42	5210	**77.04**	**77.04**	**84.48**	83.52	-		23.01	

Band II														
Mod.	Data Rate	NTX	CH.	Freq. (MHz)	99% Bandwidth (MHz)		26 dB Bandwidth (MHz)		IC 99% Bandwidth Power Limit (dBm)		IC 99% Bandwidth EIRP Limit (dBm)		FCC 26dB Bandwidth Power Limit (dBm)	
					Ant 1	Ant 2	Ant 1	Ant 2	Ant 1	Ant 2	Ant 1	Ant 2	Ant 1	Ant 2
VHT20	MCS0	2	52	5260	17.95	17.95	26.10	25.95	23.54		29.54		23.98	
VHT20	MCS0	2	60	5300	17.95	17.95	26.15	26.60	23.54		29.54		23.98	
VHT20	MCS0	2	64	5320	17.90	17.90	26.00	25.75	23.53		29.53		23.98	
VHT40	MCS0	2	54	5270	38.00	38.00	72.82	75.99	23.98		30.00		23.98	
VHT40	MCS0	2	62	5310	36.60	36.60	42.30	41.94	23.98		30.00		23.98	
VHT80	MCS0	2	58	5290	**76.92**	**76.92**	**84.48**	84.16	23.98		30.00		23.98	

Band III																
Mod.	Data Rate	NTX	CH.	Freq. (MHz)	99% Bandwidth In U-NII 2C (MHz)		26 dB Bandwidth In U-NII 2C (MHz)		IC 99% Bandwidth Power Limit (dBm)		IC 99% Bandwidth EIRP Limit (dBm)		FCC 26dB Bandwidth Power Limit (dBm)		6 dB Bandwidth for Straddle Channel (MHz)	
					Ant 1	Ant 2	Ant 1	Ant 2	Ant 1	Ant 2	Ant 1	Ant 2	Ant 1	Ant 2	Ant 1	Ant 2
VHT20	MCS0	2	100	5500	17.90	17.95	25.75	26.00	23.53		29.53		23.98		----	----
VHT20	MCS0	2	116	5580	18.00	17.95	27.80	29.05	23.54		29.54		23.98		----	----
VHT20	MCS0	2	140	5700	17.80	18.60	24.60	28.10	23.50		29.50		23.98		----	----
VHT20	MCS0	2	144	5720	13.90	14.40	16.85	19.15	22.43		28.43		23.27		2.55	3.75
VHT40	MCS0	2	102	5510	36.70	36.60	41.76	41.76	23.98		30.00		23.98		----	----
VHT40	MCS0	2	110	5550	36.70	36.70	51.12	54.54	23.98		30.00		23.98		----	----
VHT40	MCS0	2	134	5670	36.60	36.60	44.10	41.94	23.98		30.00		23.98		----	----
VHT40	MCS0	2	142	5710	33.40	33.50	49.65	50.28	23.98		30.00		23.98		3.18	3.18
VHT80	MCS0	2	106	5530	77.04	77.04	83.20	83.52	23.98		30.00		23.98		----	----
VHT80	MCS0	2	122	5610	**77.40**	77.28	**95.04**	90.56	23.98		30.00		23.98		----	----
VHT80	MCS0	2	138	5690	73.64	73.64	85.72	88.92	23.98		30.00		23.98		2.56	2.56

<TXBF Modes>

Maximum 26dB Bandwidth

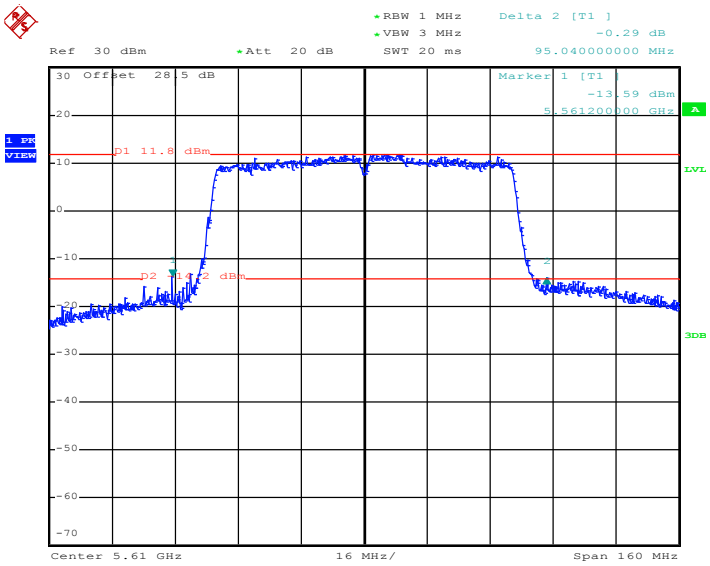

Date: 12.SEP.2018 21:22:36

Maximum 99% Occupied Bandwidth

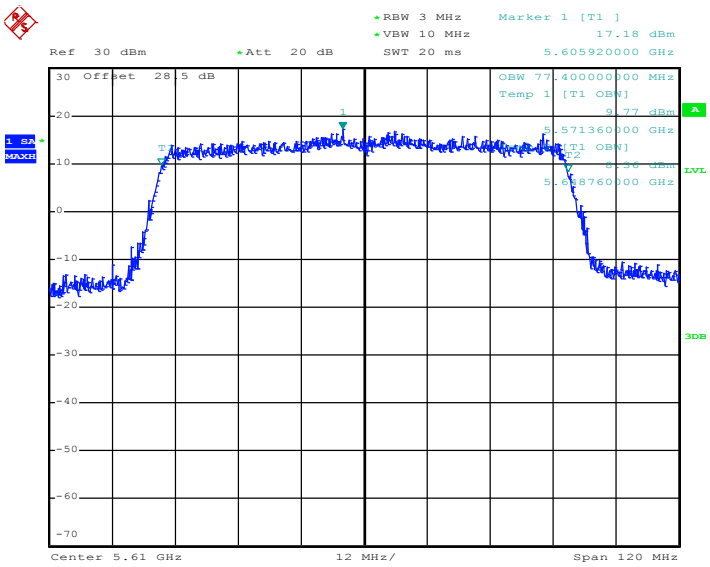

Date: 12.SEP.2018 21:21:41

Note: The occupied channel bandwidth is maintained within the band of operation for all of the modulations.

3.2 Maximum Conducted Output Power Measurement

3.2.1 Limit of Maximum Conducted Output Power

<FCC 14-30 CFR 15.407>

For the 5.15–5.25 GHz bands:

- For mobile and portable client devices in the 5.15–5.25 GHz band, the maximum conducted output power over the frequency band of operation shall not exceed 250 mW. For an indoor access point operating in the band 5.15-5.25 GHz, the maximum conducted output power over the frequency band of operation shall not exceed 1 W.

For the 5.25–5.725 GHz bands:

- The maximum conducted output power over the frequency bands of operation shall not exceed the lesser of 250 mW or 11 dBm 10 log B, where B is the 26 dB emission bandwidth in megahertz.

For Straddle Channel, according to KDB 789033 D02 General UNII Test Procedures New Rules v02r01, if the power and PSD of the devices are uniform and comply with the lower limits specified for the U-NII-2 bands, a single measurement over the entire emission bandwidth can be performed to show compliance.

If transmitting antennas of directional gain greater than 6 dBi are used, the peak output power shall be reduced by the amount in dB that the directional gain of the antenna exceeds 6 dBi.

Note that U-NII-2 band, devices with a maximum e.i.r.p. greater than 500 mW shall implement TPC in order to have the capability to operate at least 6 dB below the maximum permitted e.i.r.p. of 1 W.

3.2.2 Measuring Instruments

See list of measuring equipment of this test report.

3.2.3 Test Procedures

<CDD Modes>

The testing follows Method PM of FCC KDB 789033 D02 General UNII Test Procedures New Rules v02r01.

Method PM (Measurement using an RF average power meter):

1. Measurement is performed using a wideband RF power meter.
2. The EUT is configured to transmit continuously with a consistent duty cycle at its maximum power control level.
3. Measure the average power of the transmitter, and the average power is corrected with duty factor, 10 log(1/x), where x is the duty cycle.

<TXBF Modes>

The testing follows Method PM-G of FCC KDB 789033 D02 General UNII Test Procedures New Rules v02r01 for TXBF modes.

Method PM-G (Measurement using a gated RF average power meter):

1. Measurement is performed using a wideband RF power meter.
2. The EUT is configured to transmit at its maximum power control level.
3. Measure the average power of the transmitter
4. Since the measurement is made only during the ON time of the transmitter, no duty cycle correction factor is required.

For Straddle Channel, according to KDB 789033 D02 General UNII Test Procedures New Rules v02r01, if the power and PSD of the devices are uniform and comply with the lower limits specified for the U-NII-2 bands, a single measurement over the entire emission bandwidth can be performed to show compliance.

3.2.4 Test Setup

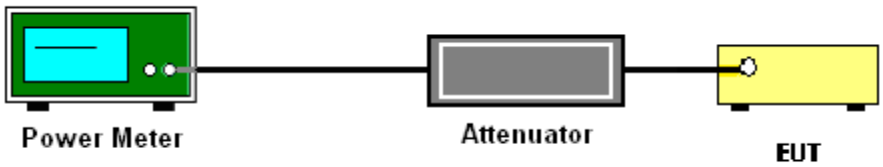

3.2.5 Test Result of Maximum Conducted Output Power

Test Engineer :	AnAn Wu, Derek Hsu, Luffy Lin, and Allen Lin	Temperature :	21~25℃
		Relative Humidity :	51~54%

<CDD Mode>

FCC Band I														
Mod.	Data Rate	NTX	CH.	Freq. (MHz)	Duty Factor (dB)		Average Conducted Power (dBm)			FCC Conducted Power Limit (dBm)		DG (dBi)		Pass/Fail
					Ant 1	Ant 2	Ant 1	Ant 2	SUM	Ant 1	Ant 2	Ant 1	Ant 2	
11a	6Mbps	1	36	5180	0.21	0.21	20.14	20.20		24.00	24.00	3.30	2.30	Pass
11a	6Mbps	1	44	5220	0.21	0.21	20.12	20.21		24.00	24.00	3.30	2.30	Pass
11a	6Mbps	1	48	5240	0.21	0.21	20.33	20.24		24.00	24.00	3.30	2.30	Pass
HT20	MCS0	1	36	5180	0.22	0.22	20.27	20.04		24.00	24.00	3.30	2.30	Pass
HT20	MCS0	1	44	5220	0.22	0.22	20.18	20.06		24.00	24.00	3.30	2.30	Pass
HT20	MCS0	1	48	5240	0.22	0.22	20.13	20.02		24.00	24.00	3.30	2.30	Pass
HT40	MCS0	1	38	5190	0.37	0.37	15.32	15.53		24.00	24.00	3.30	2.30	Pass
HT40	MCS0	1	46	5230	0.37	0.37	20.08	20.27		24.00	24.00	3.30	2.30	Pass
VHT20	MCS0	1	36	5180	0.22	0.22	**20.42**	20.08		24.00	24.00	3.30	2.30	Pass
VHT20	MCS0	1	44	5220	0.22	0.22	20.34	20.10		24.00	24.00	3.30	2.30	Pass
VHT20	MCS0	1	48	5240	0.22	0.22	20.26	20.12		24.00	24.00	3.30	2.30	Pass
VHT40	MCS0	1	38	5190	0.36	0.37	15.35	15.61		24.00	24.00	3.30	2.30	Pass
VHT40	MCS0	1	46	5230	0.36	0.37	20.11	20.28		24.00	24.00	3.30	2.30	Pass
VHT80	MCS0	1	42	5210	0.57	0.57	16.02	15.15		24.00	24.00	3.30	2.30	Pass

FCC Band I														
Mod.	Data Rate	NTX	CH.	Freq. (MHz)	Duty Factor (dB)		Average Conducted Power (dBm)			FCC Conducted Power Limit (dBm)		DG (dBi)		Pass/Fail
					Ant 1	Ant 2	Ant 1	Ant 2	SUM	Ant 1	Ant 2	Ant 1	Ant 2	
11a	6Mbps	2	36	5180	0.21	0.21	18.09	17.74	20.92	24.00		3.30		Pass
11a	6Mbps	2	44	5220	0.21	0.21	18.54	18.33	21.44	24.00		3.30		Pass
11a	6Mbps	2	48	5240	0.21	0.21	18.34	18.25	21.30	24.00		3.30		Pass
HT20	MCS0	2	36	5180	0.22	0.22	18.42	18.20	21.32	24.00		3.30		Pass
HT20	MCS0	2	44	5220	0.22	0.22	18.47	18.17	21.33	24.00		3.30		Pass
HT20	MCS0	2	48	5240	0.22	0.22	18.70	18.66	21.69	24.00		3.30		Pass
HT40	MCS0	2	38	5190	0.37	0.42	14.64	14.19	17.43	24.00		3.30		Pass
HT40	MCS0	2	46	5230	0.37	0.42	20.48	20.41	23.45	24.00		3.30		Pass
VHT20	MCS0	2	36	5180	0.22	0.22	18.47	18.22	21.36	24.00		3.30		Pass
VHT20	MCS0	2	44	5220	0.22	0.22	18.51	18.27	21.40	24.00		3.30		Pass
VHT20	MCS0	2	48	5240	0.22	0.22	18.73	18.72	21.73	24.00		3.30		Pass
VHT40	MCS0	2	38	5190	0.41	0.42	15.14	14.66	17.92	24.00		3.30		Pass
VHT40	MCS0	2	46	5230	0.41	0.42	20.48	20.48	**23.49**	24.00		3.30		Pass
VHT80	MCS0	2	42	5210	0.59	0.57	12.56	11.80	15.21	24.00		3.30		Pass

FCC Band II															
Mod.	Data Rate	NTX	CH.	Freq. (MHz)	Duty Factor (dB)		Average Conducted Power (dBm)			FCC Conducted Power Limit (dBm)		DG (dBi)		EIRP Power Limit (dBm)	Pass/Fail
					Ant 1	Ant 2	Ant 1	Ant 2	SUM	Ant 1	Ant 2	Ant 1	Ant 2		
11a	6Mbps	1	52	5260	0.21	0.21	20.33	20.28		23.98	23.98	3.40	2.40	30	Pass
11a	6Mbps	1	60	5300	0.21	0.21	20.27	20.26		23.98	23.98	3.40	2.40	30	Pass
11a	6Mbps	1	64	5320	0.21	0.21	**20.37**	19.81		23.98	23.98	3.40	2.40	30	Pass
HT20	MCS0	1	52	5260	0.22	0.22	20.16	20.12		23.98	23.98	3.40	2.40	30	Pass
HT20	MCS0	1	60	5300	0.22	0.22	20.07	20.08		23.98	23.98	3.40	2.40	30	Pass
HT20	MCS0	1	64	5320	0.22	0.22	20.13	19.63		23.98	23.98	3.40	2.40	30	Pass
HT40	MCS0	1	54	5270	0.37	0.37	20.01	20.25		23.98	23.98	3.40	2.40	30	Pass
HT40	MCS0	1	62	5310	0.37	0.37	15.09	15.06		23.98	23.98	3.40	2.40	30	Pass
VHT20	MCS0	1	52	5260	0.22	0.22	20.25	20.13		23.98	23.98	3.40	2.40	30	Pass
VHT20	MCS0	1	60	5300	0.22	0.22	20.14	20.15		23.98	23.98	3.40	2.40	30	Pass
VHT20	MCS0	1	64	5320	0.22	0.22	20.23	19.70		23.98	23.98	3.40	2.40	30	Pass
VHT40	MCS0	1	54	5270	0.36	0.37	20.04	20.27		23.98	23.98	3.40	2.40	30	Pass
VHT40	MCS0	1	62	5310	0.36	0.37	15.12	15.15		23.98	23.98	3.40	2.40	30	Pass
VHT80	MCS0	1	58	5290	0.57	0.57	14.29	20.19		23.98	23.98	3.40	2.40	30	Pass

FCC Band II															
Mod.	Data Rate	NTX	CH.	Freq. (MHz)	Duty Factor (dB)		Average Conducted Power (dBm)			FCC Conducted Power Limit (dBm)		DG (dBi)		EIRP Power Limit (dBm)	Pass/Fail
					Ant 1	Ant 2	Ant 1	Ant 2	SUM	Ant 1	Ant 2	Ant 1	Ant 2		
11a	6Mbps	2	52	5260	0.21	0.21	18.29	18.22	21.26	23.98		3.40		30	Pass
11a	6Mbps	2	60	5300	0.21	0.21	18.74	18.86	21.81	23.98		3.40		30	Pass
11a	6Mbps	2	64	5320	0.21	0.21	18.91	18.95	21.94	23.98		3.40		30	Pass
HT20	MCS0	2	52	5260	0.22	0.22	18.68	18.62	21.66	23.98		3.40		30	Pass
HT20	MCS0	2	60	5300	0.22	0.22	19.12	19.10	22.12	23.98		3.40		30	Pass
HT20	MCS0	2	64	5320	0.22	0.22	18.77	18.76	21.78	23.98		3.40		30	Pass
HT40	MCS0	2	54	5270	0.37	0.42	19.91	19.87	22.90	23.98		3.40		30	Pass
HT40	MCS0	2	62	5310	0.37	0.42	12.33	12.45	15.40	23.98		3.40		30	Pass
VHT20	MCS0	2	52	5260	0.22	0.22	18.72	18.67	21.70	23.98		3.40		30	Pass
VHT20	MCS0	2	60	5300	0.22	0.22	19.17	19.13	22.16	23.98		3.40		30	Pass
VHT20	MCS0	2	64	5320	0.22	0.22	18.87	18.78	21.83	23.98		3.40		30	Pass
VHT40	MCS0	2	54	5270	0.41	0.42	20.01	20.01	**23.02**	23.98		3.40		30	Pass
VHT40	MCS0	2	62	5310	0.41	0.42	12.87	12.84	15.87	23.98		3.40		30	Pass
VHT80	MCS0	2	58	5290	0.59	0.57	9.02	8.48	11.77	23.98		3.40		30	Pass

FCC Band III															
Mod.	Data Rate	NTX	CH.	Freq. (MHz)	Duty Factor (dB)		Average Conducted Power (dBm)			FCC Conducted Power Limit (dBm)		DG (dBi)		EIRP Power Limit (dBm)	Pass/Fail
					Ant 1	Ant 2	Ant 1	Ant 2	SUM	Ant 1	Ant 2	Ant 1	Ant 2		
11a	6Mbps	1	100	5500	0.21	0.21	20.13	20.13		23.98	23.98	3.40	3.30	30	Pass
11a	6Mbps	1	116	5580	0.21	0.21	20.27	20.07		23.98	23.98	3.40	3.30	30	Pass
11a	6Mbps	1	140	5700	0.21	0.21	18.65	15.43		23.98	23.98	3.40	3.30	30	Pass
11a	6Mbps	1	144	5720	0.21	0.21	20.28	20.18		23.98	23.98	3.40	3.30	30	Pass
HT20	MCS0	1	100	5500	0.22	0.22	20.31	20.09		23.98	23.98	3.40	3.30	30	Pass
HT20	MCS0	1	116	5580	0.22	0.22	20.12	20.20		23.98	23.98	3.40	3.30	30	Pass
HT20	MCS0	1	140	5700	0.22	0.22	16.44	15.26		23.98	23.98	3.40	3.30	30	Pass
HT20	MCS0	1	144	5720	0.22	0.22	20.08	20.08		23.98	23.98	3.40	3.30	30	Pass
HT40	MCS0	1	102	5510	0.37	0.37	16.85	15.76		23.98	23.98	3.40	3.30	30	Pass
HT40	MCS0	1	110	5550	0.37	0.37	20.27	20.22		23.98	23.98	3.40	3.30	30	Pass
HT40	MCS0	1	134	5670	0.37	0.37	17.61	20.27		23.98	23.98	3.40	3.30	30	Pass
HT40	MCS0	1	142	5710	0.37	0.37	20.22	20.31		23.98	23.98	3.40	3.30	30	Pass
VHT20	MCS0	1	100	5500	0.22	0.22	20.33	20.15		23.98	23.98	3.40	3.30	30	Pass
VHT20	MCS0	1	116	5580	0.22	0.22	20.20	20.33		23.98	23.98	3.40	3.30	30	Pass
VHT20	MCS0	1	140	5700	0.22	0.22	16.45	15.30		23.98	23.98	3.40	3.30	30	Pass
VHT20	MCS0	1	144	5720	0.22	0.22	20.12	20.09		23.98	23.98	3.40	3.30	30	Pass
VHT40	MCS0	1	102	5510	0.36	0.37	16.94	15.81		23.98	23.98	3.40	3.30	30	Pass
VHT40	MCS0	1	110	5550	0.36	0.37	20.41	20.25		23.98	23.98	3.40	3.30	30	Pass
VHT40	MCS0	1	134	5670	0.36	0.37	17.64	20.29		23.98	23.98	3.40	3.30	30	Pass
VHT40	MCS0	1	142	5710	0.36	0.37	20.38	20.33		23.98	23.98	3.40	3.30	30	Pass
VHT80	MCS0	1	106	5530	0.57	0.57	15.26	15.48		23.98	23.98	3.40	3.30	30	Pass
VHT80	MCS0	1	122	5610	0.57	0.57	19.69	20.14		23.98	23.98	3.40	3.30	30	Pass
VHT80	MCS0	1	138	5690	0.57	0.57	**20.48**	20.20		23.98	23.98	3.40	3.30	30	Pass

FCC Band III														
Mod.	Data Rate	NTX	CH.	Freq. (MHz)	Duty Factor (dB)		Average Conducted Power (dBm)			FCC Conducted Power Limit (dBm)		DG (dBi)		EIRP Power Limit (dBm)	Pass/Fail
					Ant 1	Ant 2	Ant 1	Ant 2	SUM	Ant 1	Ant 2	Ant 1	Ant 2		
11a	6Mbps	2	100	5500	0.21	0.21	17.01	16.61	19.82	23.98		3.40		30	Pass
11a	6Mbps	2	116	5580	0.21	0.21	16.84	16.45	19.66	23.98		3.40		30	Pass
11a	6Mbps	2	140	5700	0.21	0.21	15.16	14.89	18.03	23.98		3.40		30	Pass
11a	6Mbps	2	144	5720	0.21	0.21	17.86	17.72	20.80	23.53		3.40		30	Pass
HT20	MCS0	2	100	5500	0.22	0.22	17.24	17.02	20.14	23.98		3.40		30	Pass
HT20	MCS0	2	116	5580	0.22	0.22	17.03	16.82	19.94	23.98		3.40		30	Pass
HT20	MCS0	2	140	5700	0.22	0.22	15.06	14.76	17.92	23.98		3.40		30	Pass
HT20	MCS0	2	144	5720	0.22	0.22	17.79	17.55	20.68	23.73		3.40		30	Pass
HT40	MCS0	2	102	5510	0.37	0.42	16.47	16.02	19.26	23.98		3.40		30	Pass
HT40	MCS0	2	110	5550	0.37	0.42	19.38	19.26	22.33	23.98		3.40		30	Pass
HT40	MCS0	2	134	5670	0.37	0.42	18.91	18.81	21.87	23.98		3.40		30	Pass
HT40	MCS0	2	142	5710	0.37	0.42	20.38	20.37	23.38	23.98		3.40		30	Pass
VHT20	MCS0	2	100	5500	0.22	0.22	17.35	17.00	20.19	23.98		3.40		30	Pass
VHT20	MCS0	2	116	5580	0.22	0.22	17.17	16.92	20.06	23.98		3.40		30	Pass
VHT20	MCS0	2	140	5700	0.22	0.22	15.07	14.77	17.93	23.98		3.40		30	Pass
VHT20	MCS0	2	144	5720	0.22	0.22	17.82	17.57	20.71	23.73		3.40		30	Pass
VHT40	MCS0	2	102	5510	0.41	0.42	16.58	16.03	19.33	23.98		3.40		30	Pass
VHT40	MCS0	2	110	5550	0.41	0.42	19.76	19.37	22.58	23.98		3.40		30	Pass
VHT40	MCS0	2	134	5670	0.41	0.42	18.99	18.84	21.93	23.98		3.40		30	Pass
VHT40	MCS0	2	142	5710	0.41	0.42	20.48	20.33	23.42	23.98		3.40		30	Pass
VHT80	MCS0	2	106	5530	0.59	0.57	14.77	14.29	17.55	23.98		3.40		30	Pass
VHT80	MCS0	2	122	5610	0.59	0.57	19.77	19.63	22.71	23.98		3.40		30	Pass
VHT80	MCS0	2	138	5690	0.59	0.57	20.48	20.39	**23.45**	23.98		3.40		30	Pass

<TXBF Mode>

FCC Band I														
Mod.	Data Rate	NTX	CH.	Freq. (MHz)	Duty Factor (dB)		Average Conducted Power (dBm)			FCC Conducted Power Limit (dBm)		DG (dBi)		Pass/Fail
					Ant 1	Ant 2	Ant 1	Ant 2	SUM	Ant 1	Ant 2	Ant 1	Ant 2	
VHT20	MCS0	2	36	5180	0.00	0.00	17.90	17.40	20.67	24.00		5.82		Pass
VHT20	MCS0	2	44	5220	0.00	0.00	17.60	17.40	20.51	24.00		5.82		Pass
VHT20	MCS0	2	48	5240	0.00	0.00	18.20	18.00	21.11	24.00		5.82		Pass
VHT40	MCS0	2	38	5190	0.00	0.00	14.20	13.90	17.06	24.00		5.82		Pass
VHT40	MCS0	2	46	5230	0.00	0.00	20.40	20.20	**23.31**	24.00		5.82		Pass
VHT80	MCS0	2	42	5210	0.00	0.00	11.30	11.10	14.21	24.00		5.82		Pass

FCC Band II															
Mod.	Data Rate	NTX	CH.	Freq. (MHz)	Duty Factor (dB)		Average Conducted Power (dBm)			FCC Conducted Power Limit (dBm)		DG (dBi)		EIRP Power Limit (dBm)	Pass/Fail
					Ant 1	Ant 2	Ant 1	Ant 2	SUM	Ant 1	Ant 2	Ant 1	Ant 2		
VHT20	MCS0	2	52	5260	0.00	0.00	18.10	18.10	21.11	23.98		5.92		30	Pass
VHT20	MCS0	2	60	5300	0.00	0.00	18.20	18.20	21.21	23.98		5.92		30	Pass
VHT20	MCS0	2	64	5320	0.00	0.00	17.90	17.70	20.81	23.98		5.92		30	Pass
VHT40	MCS0	2	54	5270	0.00	0.00	19.90	19.80	**22.86**	23.98		5.92		30	Pass
VHT40	MCS0	2	62	5310	0.00	0.00	11.40	11.60	14.51	23.98		5.92		30	Pass
VHT80	MCS0	2	58	5290	0.00	0.00	10.90	11.20	14.06	23.98		5.92		30	Pass

FCC Band III															
Mod.	Data Rate	NTX	CH.	Freq. (MHz)	Duty Factor (dB)		Average Conducted Power (dBm)			FCC Conducted Power Limit (dBm)		DG (dBi)		EIRP Power Limit (dBm)	Pass/Fail
					Ant 1	Ant 2	Ant 1	Ant 2	SUM	Ant 1	Ant 2	Ant 1	Ant 2		
VHT20	MCS0	2	100	5500	0.00	0.00	16.90	16.70	19.81	23.62		6.36		30	Pass
VHT20	MCS0	2	116	5580	0.00	0.00	17.00	17.00	20.01	23.62		6.36		30	Pass
VHT20	MCS0	2	140	5700	0.00	0.00	14.50	14.50	17.51	23.62		6.36		30	Pass
VHT20	MCS0	2	144	5720	0.00	0.00	16.90	17.30	20.11	22.91		6.36		30	Pass
VHT40	MCS0	2	102	5510	0.00	0.00	16.00	15.80	18.91	23.62		6.36		30	Pass
VHT40	MCS0	2	110	5550	0.00	0.00	19.40	19.20	22.31	23.62		6.36		30	Pass
VHT40	MCS0	2	134	5670	0.00	0.00	18.40	18.40	21.41	23.62		6.36		30	Pass
VHT40	MCS0	2	142	5710	0.00	0.00	20.10	20.30	23.21	23.62		6.36		30	Pass
VHT80	MCS0	2	106	5530	0.00	0.00	13.60	13.40	16.51	23.62		6.36		30	Pass
VHT80	MCS0	2	122	5610	0.00	0.00	19.70	19.60	22.66	23.62		6.36		30	Pass
VHT80	MCS0	2	138	5690	0.00	0.00	20.20	20.30	**23.26**	23.62		6.36		30	Pass

3.3 Power Spectral Density Measurement

3.3.1 Limit of Power Spectral Density

<FCC 14-30 CFR 15.407>

For the 5.15–5.25 GHz bands:

For mobile and portable client devices in the 5.15–5.25 GHz band, the maximum power spectral density shall not exceed 11 dBm in any 1.0 MHz band. For an indoor access point operating in the band 5.15-5.25 GHz, the maximum power spectral density shall not exceed 17 dBm in any 1.0 MHz band.

For the 5.25–5.725 GHz bands:

The maximum power spectral density shall not exceed 11 dBm in any 1.0 MHz band.

For Straddle Channel, according to KDB 789033 D02 General UNII Test Procedures New Rules v02r01, if the power and PSD of the devices are uniform and comply with the lower limits specified for the U-NII-2 bands, a single measurement over the entire emission bandwidth can be performed to show compliance.

If transmitting antennas of directional gain greater than 6 dBi are used, the peak output power shall be reduced by the amount in dB that the directional gain of the antenna exceeds 6 dBi.

3.3.2 Measuring Instruments

See list of measuring equipment of this test report.

3.3.3 Test Procedures

The testing follows FCC KDB 789033 D02 General UNII Test Procedures New Rules v02r01. Section F) Maximum power spectral density.

<CDD Modes>

 # Method SA-2 #

(trace averaging across on and off times of the EUT transmissions, followed by duty cycle correction).

- Measure the duty cycle.
- Set span to encompass the entire emission bandwidth (EBW) of the signal.
- Set RBW = 1 MHz.
- Set VBW ≥ 3 MHz.
- Number of points in sweep ≥ 2 Span / RBW.
- Sweep time = auto.
- Detector = RMS
- Trace average at least 100 traces in power averaging mode.
- Add 10 log(1/x), where x is the duty cycle, to the measured power in order to compute the average power during the actual transmission times. For example, add 10 log(1/0.25) = 6 dB if the duty cycle is 25 percent.

<TXBF Modes>

 # Method SA-3 #

(power averaging (rms) detection with max hold):

- Set span to encompass the entire emission bandwidth (EBW) of the signal.
- Set RBW = 1 MHz.
- Set VBW ≥ 3 MHz
- Number of points in sweep ≥ 2 Span / RBW.
- Sweep time ≤ (number of points in sweep) × T, when duty cycle is less than 98 percent where T is the minimum transmission duration over which the transmitter is on and is transmitting at its maximum power control level for the tested mode of operation.
- Detector = power averaging (rms).
- Trace mode = max hold.
- Allow max hold to run for at least 60 seconds, or longer as needed to allow the trace to stabilize.

1. The RF output of EUT was connected to the spectrum analyzer by a low loss cable.
2. Each plot has already offset with cable loss, and attenuator loss. Measure the PPSD and record it.
3. For MIMO mode, calculation method follows FCC KDB 662911 D01 Multiple Transmitter Output v02r01.

   Method (a): Measure and sum the spectra across the outputs.

   The total final Power Spectral Density is from a device with 2 transmitter outputs. The spectrum measurements of the individual outputs are all performed with the same span and number of points; the spectrum value in the first spectral bin of output 1 is summed with that in the first spectral bin of output 2 to obtain the value for the first frequency bin of the summed spectrum.

3.3.4 Test Setup

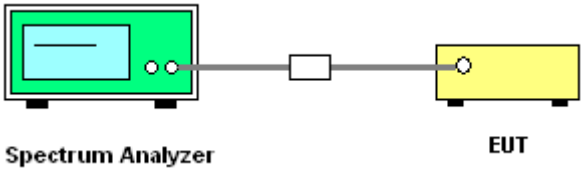

3.3.5 Test Result of Power Spectral Density

Test Engineer :	AnAn Wu, Derek Hsu, Luffy Lin, and Allen Lin	Temperature :	21~25℃
		Relative Humidity :	51~54%

<CDD Mode>

FCC Band I														
Mod.	Data Rate	NTX	CH.	Freq. (MHz)	Duty Factor (dB)		Average Power Density (dBm/MHz)			Average PSD Limit (dBm/MHz)		DG (dBi)		Pass /Fail
					Ant 1	Ant 2	Ant 1	Ant 2	SUM	Ant 1	Ant 2	Ant 1	Ant 2	
11a	6Mbps	1	36	5180	0.21	0.21	9.61	9.60		11.00	11.00	3.30	2.30	Pass
11a	6Mbps	1	44	5220	0.21	0.21	9.45	9.59		11.00	11.00	3.30	2.30	Pass
11a	6Mbps	1	48	5240	0.21	0.21	9.63	9.40		11.00	11.00	3.30	2.30	Pass
VHT20	MCS0	1	36	5180	0.22	0.22	9.42	9.10		11.00	11.00	3.30	2.30	Pass
VHT20	MCS0	1	44	5220	0.22	0.22	9.30	9.03		11.00	11.00	3.30	2.30	Pass
VHT20	MCS0	1	48	5240	0.22	0.22	9.14	8.89		11.00	11.00	3.30	2.30	Pass
VHT40	MCS0	1	38	5190	0.36	0.37	1.54	1.72		11.00	11.00	3.30	2.30	Pass
VHT40	MCS0	1	46	5230	0.36	0.37	6.15	6.39		11.00	11.00	3.30	2.30	Pass
VHT80	MCS0	1	42	5210	0.57	0.57	-0.67	-1.77		11.00	11.00	3.30	2.30	Pass
11a	6Mbps	2	36	5180	0.21	0.21			10.41	11.00		5.82		Pass
11a	6Mbps	2	44	5220	0.21	0.21			**10.93**	11.00		5.82		Pass
11a	6Mbps	2	48	5240	0.21	0.21			10.61	11.00		5.82		Pass
VHT20	MCS0	2	36	5180	0.22	0.22			10.66	11.00		5.82		Pass
VHT20	MCS0	2	44	5220	0.22	0.22			10.55	11.00		5.82		Pass
VHT20	MCS0	2	48	5240	0.22	0.22			10.62	11.00		5.82		Pass
VHT40	MCS0	2	38	5190	0.41	0.42			3.96	11.00		5.82		Pass
VHT40	MCS0	2	46	5230	0.41	0.42			10.33	11.00		5.82		Pass
VHT80	MCS0	2	42	5210	0.59	0.57			-1.55	11.00		5.82		Pass

Band II														
Mod.	Data Rate	NTX	CH.	Freq. (MHz)	Duty Factor (dB)		Average Power Density (dBm/MHz)			Average PSD Limit (dBm/MHz)		DG (dBi)		Pass /Fail
					Ant 1	Ant 2	Ant 1	Ant 2	SUM	Ant 1	Ant 2	Ant 1	Ant 2	
11a	6Mbps	1	52	5260	0.21	0.21	9.42	9.30		11.00	11.00	3.40	2.40	Pass
11a	6Mbps	1	60	5300	0.21	0.21	9.17	9.15		11.00	11.00	3.40	2.40	Pass
11a	6Mbps	1	64	5320	0.21	0.21	9.24	8.75		11.00	11.00	3.40	2.40	Pass
VHT20	MCS0	1	52	5260	0.22	0.22	8.82	8.92		11.00	11.00	3.40	2.40	Pass
VHT20	MCS0	1	60	5300	0.22	0.22	8.70	8.74		11.00	11.00	3.40	2.40	Pass
VHT20	MCS0	1	64	5320	0.22	0.22	8.75	8.34		11.00	11.00	3.40	2.40	Pass
VHT40	MCS0	1	54	5270	0.36	0.37	5.74	6.12		11.00	11.00	3.40	2.40	Pass
VHT40	MCS0	1	62	5310	0.36	0.37	0.59	0.71		11.00	11.00	3.40	2.40	Pass
VHT80	MCS0	1	58	5290	0.57	0.57	-3.10	3.18		11.00	11.00	3.40	2.40	Pass
11a	6Mbps	2	52	5260	0.21	0.21			10.51	11.00		5.92		10.51
11a	6Mbps	2	60	5300	0.21	0.21			10.86	11.00		5.92		10.86
11a	6Mbps	2	64	5320	0.21	0.21			10.91	11.00		5.92		10.91
VHT20	MCS0	2	52	5260	0.22	0.22			10.51	11.00		5.92		10.51
VHT20	MCS0	2	60	5300	0.22	0.22			**10.99**	11.00		5.92		10.99
VHT20	MCS0	2	64	5320	0.22	0.22			10.42	11.00		5.92		10.42
VHT40	MCS0	2	54	5270	0.41	0.42			9.40	11.00		5.92		9.40
VHT40	MCS0	2	62	5310	0.41	0.42			2.49	11.00		5.92		2.49
VHT80	MCS0	2	58	5290	0.59	0.57			-5.08	11.00		5.92		-5.08

Band III														
Mod.	Data Rate	NTX	CH.	Freq. (MHz)	Duty Factor (dB)		Average Power Density (dBm/MHz)			Average PSD Limit (dBm/MHz)		DG (dBi)		Pass /Fail
					Ant 1	Ant 2	Ant 1	Ant 2	SUM	Ant 1	Ant 2	Ant 1	Ant 2	
11a	6Mbps	1	100	5500	0.21	0.21	10.21	10.29		11.00	11.00	3.40	3.30	Pass
11a	6Mbps	1	116	5580	0.21	0.21	**10.71**	10.44		11.00	11.00	3.40	3.30	Pass
11a	6Mbps	1	140	5700	0.21	0.21	8.30	5.07		11.00	11.00	3.40	3.30	Pass
11a	6Mbps	1	144	5720	0.21	0.21	9.87	9.70		11.00	11.00	3.40	3.30	Pass
VHT20	MCS0	1	100	5500	0.22	0.22	10.14	9.85		11.00	11.00	3.40	3.30	Pass
VHT20	MCS0	1	116	5580	0.22	0.22	10.36	10.08		11.00	11.00	3.40	3.30	Pass
VHT20	MCS0	1	140	5700	0.22	0.22	5.82	4.66		11.00	11.00	3.40	3.30	Pass
VHT20	MCS0	1	144	5720	0.22	0.22	9.35	9.24		11.00	11.00	3.40	3.30	Pass
VHT40	MCS0	1	102	5510	0.36	0.37	3.61	2.81		11.00	11.00	3.40	3.30	Pass
VHT40	MCS0	1	110	5550	0.36	0.37	7.60	7.53		11.00	11.00	3.40	3.30	Pass
VHT40	MCS0	1	134	5670	0.36	0.37	3.96	6.54		11.00	11.00	3.40	3.30	Pass
VHT40	MCS0	1	142	5710	0.36	0.37	6.66	6.56		11.00	11.00	3.40	3.30	Pass
VHT80	MCS0	1	106	5530	0.57	0.57	-0.39	0.01		11.00	11.00	3.40	3.30	Pass
VHT80	MCS0	1	122	5610	0.57	0.57	4.02	4.89		11.00	11.00	3.40	3.30	Pass
VHT80	MCS0	1	138	5690	0.57	0.57	4.20	4.04		11.00	11.00	3.40	3.30	Pass

Band III														
Mod.	Data Rate	NTX	CH.	Freq. (MHz)	Duty Factor (dB)		Average Power Density (dBm/MHz)			Average PSD Limit (dBm/MHz)		DG (dBi)		Pass /Fail
					Ant 1	Ant 2	Ant 1	Ant 2	SUM	Ant 1	Ant 2	Ant 1	Ant 2	
11a	6Mbps	2	100	5500	0.21	0.21			10.20	10.64		6.36		Pass
11a	6Mbps	2	116	5580	0.21	0.21			10.45	10.64		6.36		Pass
11a	6Mbps	2	140	5700	0.21	0.21			7.90	10.64		6.36		Pass
11a	6Mbps	2	144	5720	0.21	0.21			10.53	10.64		6.36		Pass
VHT20	MCS0	2	100	5500	0.22	0.22			10.10	10.64		6.36		Pass
VHT20	MCS0	2	116	5580	0.22	0.22			10.41	10.64		6.36		Pass
VHT20	MCS0	2	140	5700	0.22	0.22			7.42	10.64		6.36		Pass
VHT20	MCS0	2	144	5720	0.22	0.22			10.12	10.64		6.36		Pass
VHT40	MCS0	2	102	5510	0.41	0.42			6.57	10.64		6.36		Pass
VHT40	MCS0	2	110	5550	0.41	0.42			10.35	10.64		6.36		Pass
VHT40	MCS0	2	134	5670	0.41	0.42			8.45	10.64		6.36		Pass
VHT40	MCS0	2	142	5710	0.41	0.42			10.28	10.64		6.36		Pass
VHT80	MCS0	2	106	5530	0.59	0.57			0.86	10.64		6.36		Pass
VHT80	MCS0	2	122	5610	0.59	0.57			7.22	10.64		6.36		Pass
VHT80	MCS0	2	138	5690	0.59	0.57			7.25	10.64		6.36		Pass

<CDD Modes>

Worst Case Power Density (dBm/MHz)

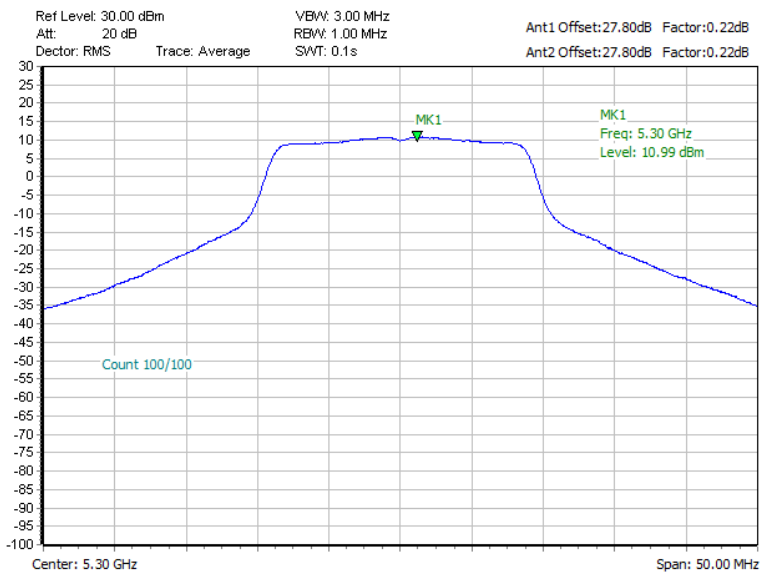

Note: Average Power Density (dB) = Measured value+ Duty Factor

<TXBF Mode>

FCC Band I														
Mod.	Data Rate	NTX	CH.	Freq. (MHz)	Duty Factor (dB)		Average Power Density (dBm/MHz)			Average PSD Limit (dBm/MHz)		DG (dBi)		Pass /Fail
					Ant 1	Ant 2	Ant 1	Ant 2	SUM	Ant 1	Ant 2	Ant 1	Ant 2	
VHT20	MCS0	2	36	5180	0.00	0.00			10.77	11.00		5.82		Pass
VHT20	MCS0	2	44	5220	0.00	0.00			10.77	11.00		5.82		Pass
VHT20	MCS0	2	48	5240	0.00	0.00			**10.99**	11.00		5.82		Pass
VHT40	MCS0	2	38	5190	0.00	0.00			4.48	11.00		5.82		Pass
VHT40	MCS0	2	46	5230	0.00	0.00			10.80	11.00		5.82		Pass
VHT80	MCS0	2	42	5210	0.00	0.00			-1.77	11.00		5.82		Pass

Band II														
Mod.	Data Rate	NTX	CH.	Freq. (MHz)	Duty Factor (dB)		Average Power Density (dBm/MHz)			Average PSD Limit (dBm/MHz)		DG (dBi)		Pass /Fail
					Ant 1	Ant 2	Ant 1	Ant 2	SUM	Ant 1	Ant 2	Ant 1	Ant 2	
VHT20	MCS0	2	52	5260	0.00	0.00			10.90	11.00		5.92		Pass
VHT20	MCS0	2	60	5300	0.00	0.00			**10.91**	11.00		5.92		Pass
VHT20	MCS0	2	64	5320	0.00	0.00			10.61	11.00		5.92		Pass
VHT40	MCS0	2	54	5270	0.00	0.00			10.08	11.00		5.92		Pass
VHT40	MCS0	2	62	5310	0.00	0.00			1.95	11.00		5.92		Pass
VHT80	MCS0	2	58	5290	0.00	0.00			-2.01	11.00		5.92		Pass

Band III														
Mod.	Data Rate	NTX	CH.	Freq. (MHz)	Duty Factor (dB)		Average Power Density (dBm/MHz)			Average PSD Limit (dBm/MHz)		DG (dBi)		Pass /Fail
					Ant 1	Ant 2	Ant 1	Ant 2	SUM	Ant 1	Ant 2	Ant 1	Ant 2	
VHT20	MCS0	2	100	5500	0.00	0.00			9.42	10.64		6.36		Pass
VHT20	MCS0	2	116	5580	0.00	0.00			10.10	10.64		6.36		Pass
VHT20	MCS0	2	140	5700	0.00	0.00			7.27	10.64		6.36		Pass
VHT20	MCS0	2	144	5720	0.00	0.00			9.94	10.64		6.36		Pass
VHT40	MCS0	2	102	5510	0.00	0.00			5.63	10.64		6.36		Pass
VHT40	MCS0	2	110	5550	0.00	0.00			9.55	10.64		6.36		Pass
VHT40	MCS0	2	134	5670	0.00	0.00			8.51	10.64		6.36		Pass
VHT40	MCS0	2	142	5710	0.00	0.00			**10.39**	10.64		6.36		Pass
VHT80	MCS0	2	106	5530	0.00	0.00			0.05	10.64		6.36		Pass
VHT80	MCS0	2	122	5610	0.00	0.00			7.05	10.64		6.36		Pass
VHT80	MCS0	2	138	5690	0.00	0.00			7.24	10.64		6.36		Pass

<TXBF Modes>

Worst Case Power Density (dBm/MHz)

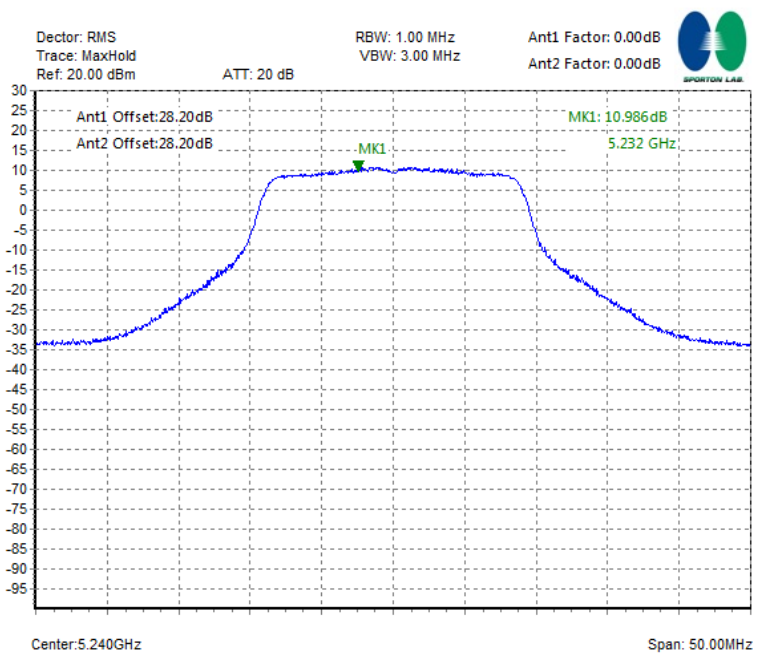

3.4 Unwanted Emissions Measurement

This section is to measure unwanted emissions through radiated measurement for band edge spurious emissions and out of band emissions measurement.

3.4.1 Limit of Unwanted Emissions

(1) For transmitters operating in the 5150-5250 MHz band: all emissions outside of the 5150-5350 MHz band shall not exceed an EIRP of –27dBm/MHz.

For transmitters operating in the 5250-5350 MHz band: all emissions outside of the 5150-5350 MHz band shall not exceed an EIRP of -27 dBm/MHz. Devices operating in the 5250-5350 MHz band that generate emissions in the 5150-5250 MHz band must meet all applicable technical requirements for operation in the 5150-5250 MHz band (including indoor use) or alternatively meet an out-of-band emission EIRP limit of -27 dBm/MHz in the 5150-5250 MHz band.

For transmitters operating in the 5470-5600 MHz and 5650-5725MHz band: all emissions outside of the 5470-5600 MHz and 5650-5725MHz band shall not exceed an EIRP of -27 dBm/MHz.

(2) Unwanted spurious emissions fallen in restricted bands shall comply with the general field strength limits as below table,

Frequency (MHz)	Field Strength (microvolts/meter)	Measurement Distance (meters)
0.009 – 0.490	2400/F(kHz)	300
0.490 – 1.705	24000/F(kHz)	30
1.705 – 30.0	30	30
30 – 88	100	3
88 – 216	150	3
216 - 960	200	3
Above 960	500	3

Note: The following formula is used to convert the EIRP to field strength.

$$E=\frac{1000000\sqrt{30P}}{3}$$ μV/m, where P is the eirp (Watts)

EIRP (dBm)	Field Strength at 3m (dBµV/m)
- 27	68.3

(3) KDB789033 D02 v02r01 G)2)c)

(i) Section 15.407(b)(1) to (b)(3) specify the unwanted emission limits for the U-NII-1 and U-NII-2 bands. As specified, emissions above 1000 MHz that are outside of the restricted bands are subject to a peak emission limit of -27 dBm/MHz.[3]

(ii) Section 15.407(b)(4) specifies the unwanted emission limit for the U-NII-3 band. A band emissions mask is specified in Section 15.407(b)(4)(i). The emission limits are in terms of a Peak detector. An alternative to the band emissions mask is specified in Section 15.407(b)(4)(ii). The alternative limits are based on the highest antenna gain specified in the filing. There are also marketing and importation restrictions for the devices using the alternative limit.[4]

Note 3: An out-of-band emission that complies with both the average and peak limits of Section 15.209 is not required to satisfy the -27 dBm/MHz peak emission limit.

Note 4: Only devices with antenna gains of 10 dBi or less may be approved using the emission limits specified in Section 15.247(d) till March 2, 2018; all other devices operating in this band must use the mask specified in Section 15.407(b)(4)(i).

3.4.2 Measuring Instruments

See list of measuring equipment of this test report.

3.4.3 Test Procedures

1. The testing follows FCC KDB 789033 D02 General UNII Test Procedures New Rules v02r01.

   Section G) Unwanted emissions measurement.

   (1) Procedure for Unwanted Emissions Measurements Below 1000MHz

   - RBW = 120 kHz
   - VBW = 300 kHz
   - Detector = Peak
   - Trace mode = max hold

   (2) Procedure for Peak Unwanted Emissions Measurements Above 1000 MHz

   - RBW = 1 MHz
   - VBW ≥ 3 MHz
   - Detector = Peak
   - Sweep time = auto
   - Trace mode = max hold

(3) Procedures for Average Unwanted Emissions Measurements Above 1000MHz

- RBW = 1 MHz
- VBW = 10 Hz, when duty cycle is no less than 98 percent.
- VBW ≥ 1/T, when duty cycle is less than 98 percent where T is the minimum transmission duration over which the transmitter is on and is transmitting at its maximum power control level for the tested mode of operation.

2. The EUT was placed on a turntable with 0.8 meter for frequency below 1GHz and 1.5 meter for frequency above 1GHz respectively above ground.
3. The EUT was set 3 meters from the interference receiving antenna which was mounted on the top of a variable height antenna tower.
4. The antenna is a broadband antenna and its height is adjusted between one meter and four meters above ground to find the maximum value of the field strength for both horizontal polarization and vertical polarization of the antenna.
5. For each suspected emission, the EUT was arranged to its worst case and then adjust the antenna tower (from 1 m to 4 m) and turntable (from 0 degree to 360 degrees) to find the maximum reading.
6. For testing below 1GHz, if the emission level of the EUT in peak mode was 3 dB lower than the limit specified, then peak values of EUT will be reported, otherwise, the emissions will be repeated one by one using the CISPR quasi-peak method and reported.
7. For testing above 1GHz, the emission level of the EUT in peak mode was 20dB lower than average limit (that means the emission level in average mode also complies with the limit in average mode), then peak values of EUT will be reported, otherwise, the emissions will be measured in average mode again and reported.

3.4.4 Test Setup

For radiated emissions below 30MHz

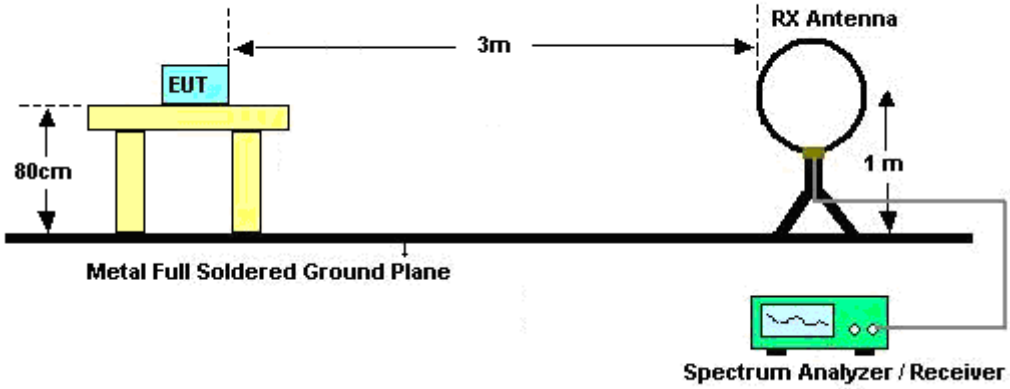

For radiated emissions from 30MHz to 1GHz

<CDD Mode>

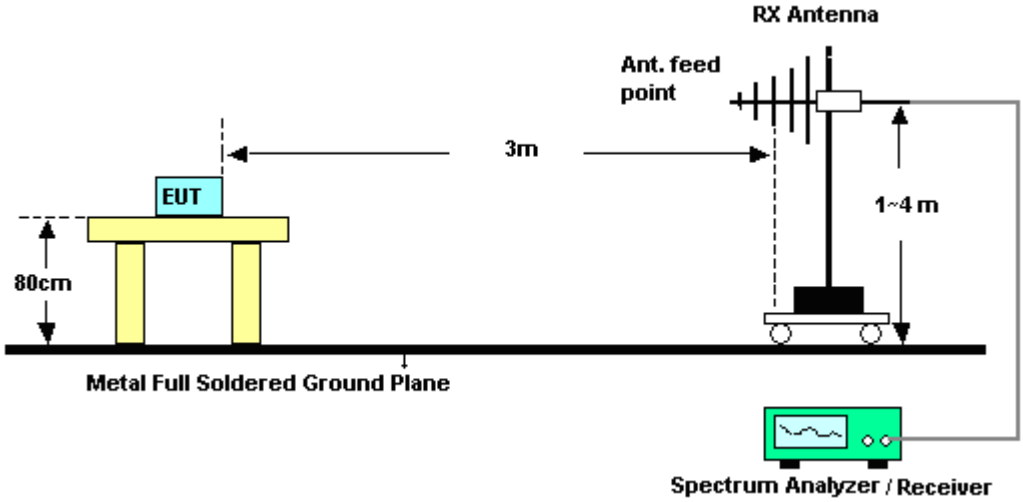

<TXBF Modes>

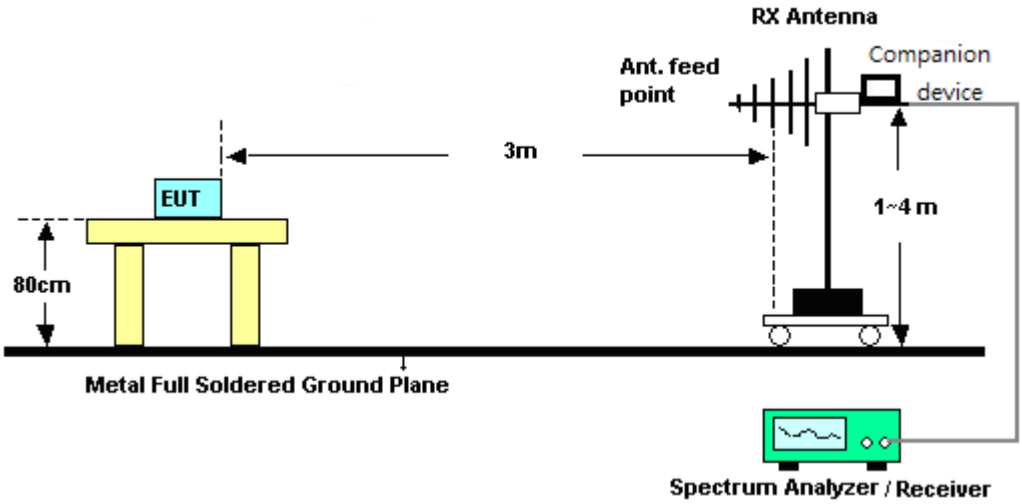

For radiated emissions above 1GHz

<CDD Mode>

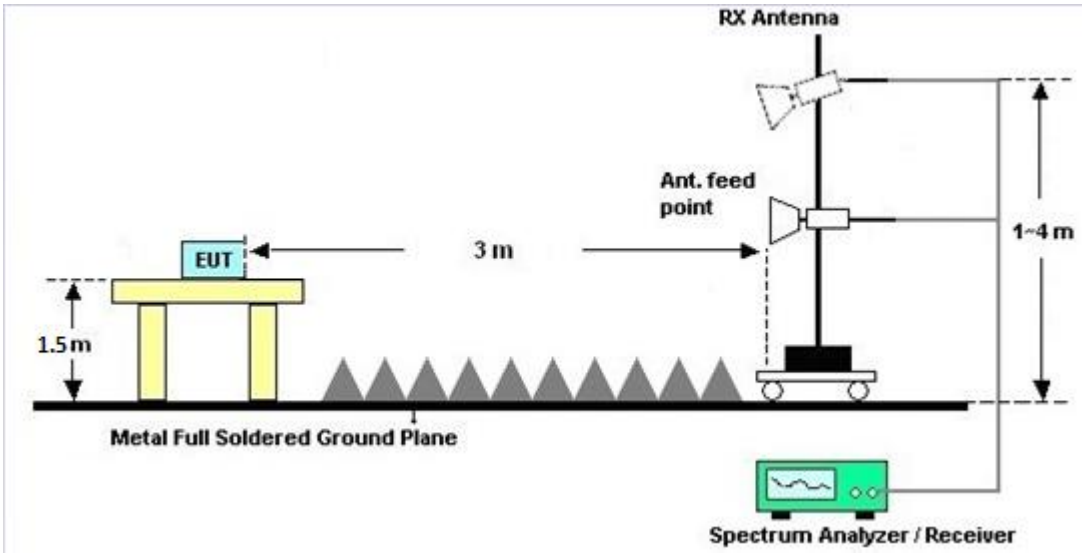

<TXBF Modes>

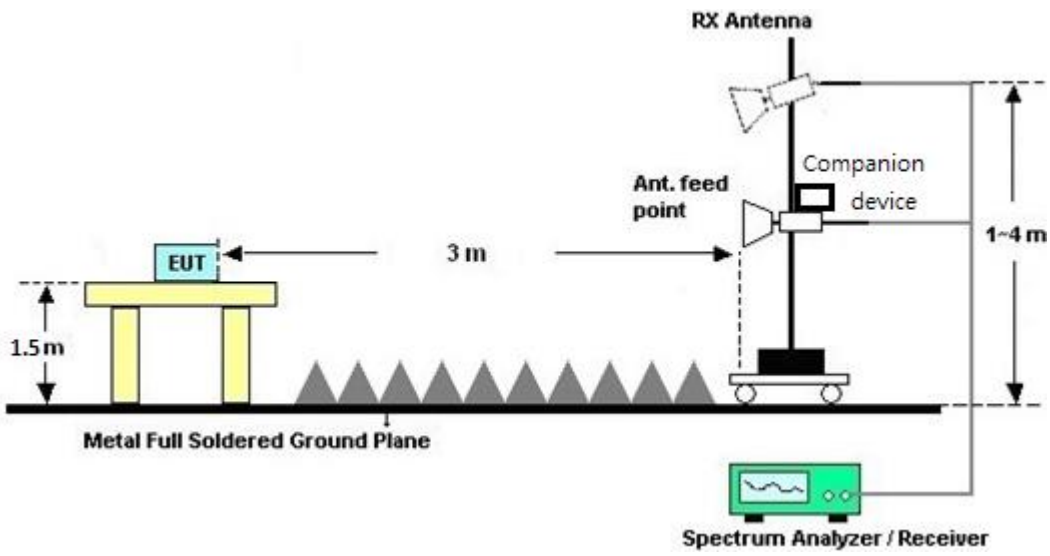

3.4.5 Test Results of Radiated Spurious Emissions (9 kHz ~ 30 MHz)

The low frequency, which started from 9 kHz to 30MHz, was pre-scanned and the result which was 20dB lower than the limit line was not reported.

There is a comparison data of both open-field test site and alternative test site - semi-Anechoic chamber according to 414788 D01 Radiated Test Site v01r01, and the result came out very similar.

3.4.6 Test Result of Radiated Spurious at Band Edges

Please refer to Appendix B and C.

3.4.7 Duty Cycle

Please refer to Appendix D.

3.4.8 Test Result of Radiated Spurious Emissions (30MHz ~ 10th Harmonic)

Please refer to Appendix B and C.

3.5 AC Conducted Emission Measurement

3.5.1 Limit of AC Conducted Emission

For equipment that is designed to be connected to the public utility (AC) power line, the radio frequency voltage that is conducted back onto the AC power line on any frequency or frequencies within the band 150 kHz to 30 MHz shall not exceed the limits in the following table.

Frequency of emission (MHz)	Conducted limit (dBμV)	
	Quasi-peak	Average
0.15-0.5	66 to 56*	56 to 46*
0.5-5	56	46
5-30	60	50

*Decreases with the logarithm of the frequency.

3.5.2 Measuring Instruments

See list of measuring equipment of this test report.

3.5.3 Test Procedures

1. The EUT was placed 0.4 meter from the conducting wall of the shielding room was kept at least 80 centimeters from any other grounded conducting surface.
2. Connect EUT to the power mains through a line impedance stabilization network (LISN).
3. All the support units are connecting to the other LISN.
4. The LISN provides 50 ohm coupling impedance for the measuring instrument.
5. The FCC states that a 50 ohm, 50 microhenry LISN should be used.
6. Both sides of AC line were checked for maximum conducted interference.
7. The frequency range from 150 kHz to 30 MHz was searched.
8. Set the test-receiver system to Peak Detect Function and specified bandwidth with Maximum Hold Mode.

3.5.4 Test Setup

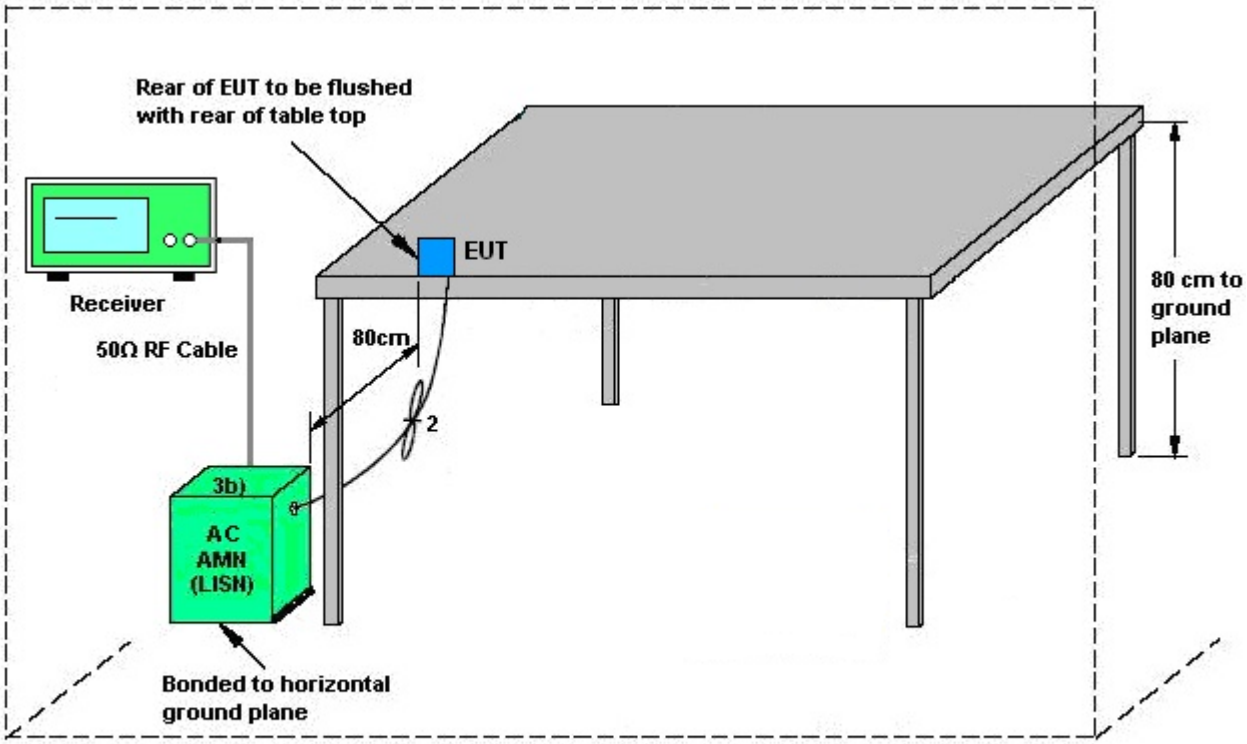

AMN = Artificial mains network (LISN)
AE = Associated equipment
EUT = Equipment under test
ISN = Impedance stabilization network

3.5.5 Test Result of AC Conducted Emission

Please refer to Appendix A.

3.6 Automatically Discontinue Transmission

3.6.1 Limit of Automatically Discontinue Transmission

The device shall automatically discontinue transmission in case of either absence of information to transmit or operational failure. These provisions are not intended to preclude the transmission of control or signaling information or the use of repetitive codes used by certain digital technologies to complete frame or burst intervals. Applicants shall include in their application for equipment authorization to describe how this requirement is met.

3.6.2 Measuring Instruments

See list of measuring equipment of this test report.

3.6.3 Test Result of Automatically Discontinue Transmission

While the EUT is not transmitting any information, the EUT can automatically discontinue transmission and become standby mode for power saving. The EUT can detect the controlling signal of ACK message transmitting from remote device and verify whether it shall resend or discontinue transmission.

3.7 Antenna Requirements

3.7.1 Standard Applicable

If transmitting antenna directional gain is greater than 6 dBi, both the peak transmit power and the peak power spectral density shall be reduced by the amount in dB that the directional gain of the antenna exceeds 6 dBi.

3.7.2 Antenna Anti-Replacement Construction

An embedded-in antenna design is used.

3.7.3 Antenna Gain

<CDD Modes >

FCC KDB 662911 D01 Multiple Transmitter Output v02r01

For CDD transmissions, directional gain is calculated as

Directional gain = GANT + Array Gain, where Array Gain is as follows.

For power spectral density (PSD) measurements on all devices,

Array Gain = 10 log(NANT/NSS=1) dB.

For power measurements on IEEE 802.11 devices,

Array Gain = 0 dB (i.e., no array gain) for NANT ≤ 4.

Directional gain may be calculated by using the formulas applicable to equal gain antennas with GANT set equal to the gain of the antenna having the highest gain;

The EUT supports CDD mode.

For power, the directional gain GANT is set equal to the antenna having the highest gain, i.e., F)2)f)i).

For PSD, the directional gain calculation is following F)2)f)ii) of KDB 662911 D01 v02r01.

The power and PSD limit should be modified if the directional gain of EUT is over 6 dBi,

The directional gain “DG” is calculated as following table.

<CDD Modes>

	Ant. 1 (dBi)	Ant. 2 (dBi)	DG for Power (dBi)	DG for PSD (dBi)	Power Limit Reduction (dB)	PSD Limit Reduction (dB)
Band I	3.30	2.30	3.30	5.82	0.00	0.00
Band II	3.40	2.40	3.40	5.92	0.00	0.00
Band III	3.40	3.30	3.40	6.36	0.00	0.36

Power limit reduction = Composite gain – 6dBi, (min = 0)

PSD limit reduction = Composite gain + PSD Array gain – 6dBi, (min = 0)

TXBF modes

FCC KDB 662911 D01 Multiple Transmitter Output v02r01

For CDD transmissions, directional gain is calculated as

$$DirectionalGain = 10 \cdot \log \left[\frac{\sum_{j=1}^{N_{SS}} \left\{ \sum_{k=1}^{N_{ANT}} g_{j,k} \right\}^2}{N_{ANT}} \right]$$

where

Each antenna is driven by no more than one spatial stream;

N_{SS} = the number of independent spatial streams of data;

N_{ANT} = the total number of antennas

$g_{j,k} = 10^{G_k/20}$ if the kth antenna is being fed by spatial stream j, or zero if it is not;

G_k is the gain in dBi of the kth antenna.

The EUT supports beamforming for 802.11ac modes.

The directional gain calculation is following F)2)e)ii) of KDB 662911 D01 v02r01.

The power and PSD limit should be modified if the directional gain of EUT is over 6 dBi,

The directional gain "DG" is calculated as following table.

	Ant 1 (dBi)	Ant 2 (dBi)	DG for Power (dBi)	DG for PSD (dBi)	Power Limit Reduction (dB)	PSD Limit Reduction (dB)
Band I	3.30	2.30	5.82	5.82	0.00	0.00
Band II	3.40	2.40	5.92	5.92	0.00	0.00
Band III	3.40	3.30	6.36	6.36	0.36	0.36

Power Limit Reduction = DG(Power) – 6dBi, (min = 0)

PSD Limit Reduction = DG(PSD) – 6dBi, (min = 0)

4 List of Measuring Equipment

Instrument	Manufacturer	Model No.	Serial No.	Characteristics	Calibration Date	Test Date	Due Date	Remark
Power Meter	Anritsu	ML2495A	1132003	N/A	Aug. 16, 2018	Aug. 15, 2018~ Sep. 14, 2018	Aug. 15, 2019	Conducted (TH05-HY)
Power Sensor	Anritsu	MA2411B	1126017	300MHz~40GHz	Aug. 16, 2018	Aug. 15, 2018~ Sep. 14, 2018	Aug. 15, 2019	Conducted (TH05-HY)
Spectrum Analyzer	Rohde & Schwarz	FSP40	100057	9kHz-40GHz	Nov. 21, 2017	Aug. 15, 2018~ Sep. 14, 2018	Nov. 20, 2018	Conducted (TH05-HY)
Signal Analyzer	Rohde & Schwarz	FSV40	101397	10Hz~40GHz	Nov. 07, 2017	Aug. 15, 2018~ Sep. 14, 2018	Nov. 06, 2018	Conducted (TH05-HY)
Switch Box & RF Cable	Burgeon	ETF-058	EC1300484	N/A	Mar. 01, 2018	Aug. 15, 2018~ Sep. 14, 2018	Feb. 28, 2019	Conducted (TH05-HY)
Power Sensor	DARE	RPR3006W	15I00041SNO10	10MHz~6GHz	May 07, 2018	Aug. 15, 2018~ Sep. 14, 2018	May 06, 2019	Conducted (TH05-HY)
AC Power Source	ChainTek	APC-1000W	N/A	N/A	N/A	Aug. 23, 2018	N/A	Conduction (CO05-HY)
EMI Test Receiver	Rohde & Schwarz	ESR3	102388	9KHz~3.6GHz	Dec. 08, 2017	Aug. 23, 2018	Dec. 07, 2018	Conduction (CO05-HY)
LISN	Rohde & Schwarz	ENV216	100080	9kHz~30MHz	Nov. 30, 2017	Aug. 23, 2018	Nov. 29, 2018	Conduction (CO05-HY)
LISN	Rohde & Schwarz	ENV216	100081	9kHz~30MHz	Dec. 08, 2017	Aug. 23, 2018	Dec. 07, 2018	Conduction (CO05-HY)
Software	Rohde & Schwarz	EMC32 V10.30	N/A	N/A	N/A	Aug. 23, 2018	N/A	Conduction (CO05-HY)
LF Cable	HUBER + SUHNER	RG-214/U	LF01	N/A	Jan. 03, 2018	Aug. 23, 2018	Jan. 02, 2019	Conduction (CO05-HY)
Pulse Limiter	Rohde & Schwarz	ESH3-Z2	100851	N/A	Jan. 03, 2018	Aug. 23, 2018	Jan. 02, 2019	Conduction (CO05-HY)
Bilog Antenna	TESEQ	CBL 6111D&00800N1D01N-06	35419&03	30MHz to 1GHz	Dec. 18, 2017	Aug. 22, 2018 ~ Sep. 13, 2018	Dec. 17, 2018	Radiation (03CH07-HY)
Horn Antenna	ESCO	3117	00211469	1GHz~18GHz	Aug. 06, 2018	Aug. 22, 2018 ~ Sep. 13, 2018	Aug. 05, 2019	Radiation (03CH07-HY)
Double Ridge Horn Antenna	EMCO	3117	00066583	1GHz~18GHz	Aug. 06, 2018	Aug. 22, 2018 ~ Sep. 13, 2018	Aug. 05, 2019	Radiation (03CH07-HY)
Loop Antenna	Rohde & Schwarz	HFH2-Z2	100315	9 kHz~30 MHz	Nov. 10, 2017	Aug. 22, 2018 ~ Sep. 13, 2018	Nov. 09, 2018	Radiation (03CH07-HY)
Preamplifier	MITEQ	AMF-7D-00101800-30-10P	1590075	1GHz ~ 18GHz	Apr. 25, 2018	Aug. 22, 2018 ~ Sep. 13, 2018	Apr. 24, 2019	Radiation (03CH07-HY)
Preamplifier	COM-POWER	PA-103A	161241	10MHz-1GHz	May 21, 2018	Aug. 22, 2018 ~ Sep. 13, 2018	May 20, 2019	Radiation (03CH07-HY)
Preamplifier	Agilent	8449B	3008A02362	1GHz~ 26.5GHz	Oct. 30, 2017	Aug. 22, 2018 ~ Sep. 13, 2018	Oct. 29, 2018	Radiation (03CH07-HY)
Spectrum Analyzer	Agilent	N9010A	MY53470118	10Hz~44GHz	Apr. 17, 2018	Aug. 22, 2018 ~ Sep. 13, 2018	Apr. 16, 2019	Radiation (03CH07-HY)

Instrument	Manufacturer	Model No.	Serial No.	Characteristics	Calibration Date	Test Date	Due Date	Remark
Filter	Microwave	H1G013G1	SN477215	1.0G High Pass	Dec. 07, 2017	Aug. 22, 2018 ~ Sep. 13, 2018	Dec. 06, 2018	Radiation (03CH07-HY)
Filter	Wainwright	WLKS1200-8SS	SN3	1.2G Low Pass	Nov. 21, 2017	Aug. 22, 2018 ~ Sep. 13, 2018	Nov. 20, 2018	Radiation (03CH07-HY)
Filter	Microwave	H3G018G1	SN477220	3.0G High Pass	Nov. 21, 2017	Aug. 22, 2018 ~ Sep. 13, 2018	Nov. 20, 2018	Radiation (03CH07-HY)
Filter	Microwave	WHKX7.0/26.5G-6SS	SN4	7G High Pass	Nov. 21, 2017	Aug. 22, 2018 ~ Sep. 13, 2018	Nov. 20, 2018	Radiation (03CH07-HY)
RF Cable	HUBER + SUHNER	SUCOFLEX 104	MY24971/4, MY28655/4	9KHz~30MHz	Jan. 02, 2018	Aug. 22, 2018 ~ Sep. 13, 2018	Jan. 01, 2019	Radiation (03CH07-HY)
RF Cable	HUBER + SUHNER	SUCOFLEX 104	MY28655/4, MY24971/4, MY15682/4	30MHz~1GHz	Feb. 27, 2018	Aug. 22, 2018 ~ Sep. 13, 2018	Feb. 26, 2019	Radiation (03CH07-HY)
RF Cable	HUBER + SUHNER	SUCOFLEX 104	MY28655/4, MY24971/4, MY15682/4	1GHz~18GHz	Feb. 27, 2018	Aug. 22, 2018 ~ Sep. 13, 2018	Feb. 26, 2019	Radiation (03CH07-HY)
RF Cable	HUBER + SUHNER	SUCOFLEX 102	MY2858/2	18GHz~40GHz	Feb. 27, 2018	Aug. 22, 2018 ~ Sep. 13, 2018	Feb. 26, 2019	Radiation (03CH07-HY)
Antenna Mast	Max-Full	MFA520BS	N/A	1m~4m	N/A	Aug. 22, 2018 ~ Sep. 13, 2018	N/A	Radiation (03CH07-HY)
Turn Table	ChainTek	Chaintek 3000	N/A	0~360 Degree	N/A	Aug. 22, 2018 ~ Sep. 13, 2018	N/A	Radiation (03CH07-HY)
Amplifier	MITEQ	TTA1840-35-HG	1871923	18GHz~40GHz, VSWR : 2.5:1 max	Jul. 16, 2018	Aug. 22, 2018 ~ Sep. 13, 2018	Jul. 15, 2019	Radiation (03CH07-HY)
SHF-EHF Horn Antenna	SCHWARZBECK	BBHA 9170	BBHA9170251	18GHz- 40GHz	Nov. 10, 2017	Aug. 22, 2018 ~ Sep. 13, 2018	Nov. 09, 2018	Radiation (03CH07-HY)
EMI Test Receiver	Agilent	N9038A(MXE)	MY53290053	20Hz to 26.5GHz	Jan. 16, 2018	Aug. 22, 2018 ~ Sep. 13, 2018	Jan. 15, 2019	Radiation (03CH07-HY)
Software	Audix	E3 6.2009-8-24	80504004656H	N/A	N/A	Aug. 22, 2018 ~ Sep. 13, 2018	N/A	Radiation (03CH07-HY)

5 Uncertainty of Evaluation

Uncertainty of Conducted Emission Measurement (150kHz ~ 30MHz)

Measuring Uncertainty for a Level of Confidence of 95% (U = 2Uc(y))	2.70

Uncertainty of Radiated Emission Measurement (30 MHz ~ 1000 MHz)

Measuring Uncertainty for a Level of Confidence of 95% (U = 2Uc(y))	5.70

Uncertainty of Radiated Emission Measurement (1000 MHz ~ 18000 MHz)

Measuring Uncertainty for a Level of Confidence of 95% (U = 2Uc(y))	5.50

Uncertainty of Radiated Emission Measurement (18000 MHz ~ 40000 MHz)

Measuring Uncertainty for a Level of Confidence of 95% (U = 2Uc(y))	5.20

Appendix A. AC Conducted Emission Test Results

Test Engineer :	Jimmy Chang	**Temperature :**	25~27℃
		Relative Humidity :	50~52%
Test Voltage :	120Vac / 60Hz	**Phase :**	Line

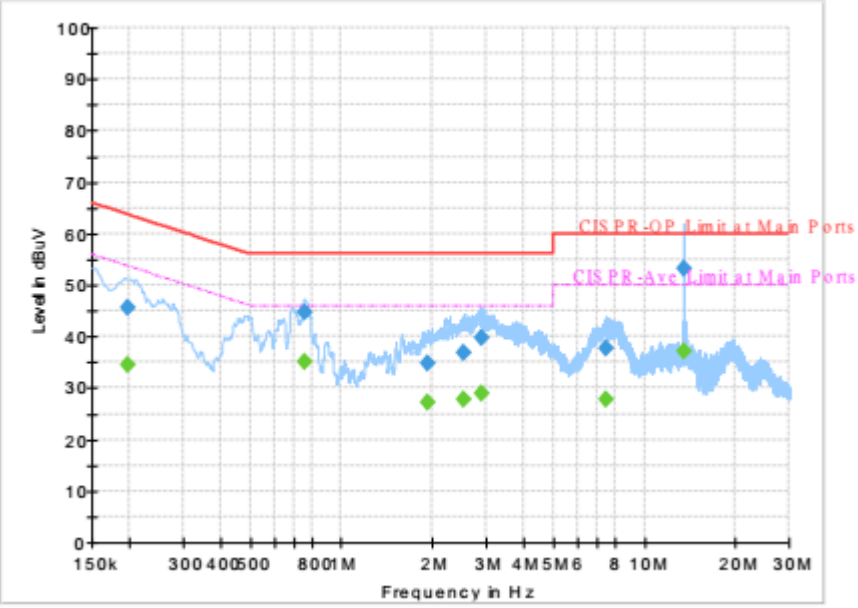

Final Result

Frequency (MHz)	QuasiPeak (dBuV)	CAverage (dBuV)	Limit (dBuV)	Margin (dB)	Line	Filter	Corr. (dB)
0.197250	45.69	---	63.73	18.04	L1	OFF	19.5
0.197250	---	34.61	53.73	19.12	L1	OFF	19.5
0.759750	44.66	---	56.00	11.34	L1	OFF	19.5
0.759750	---	35.20	46.00	10.80	L1	OFF	19.5
1.920750	34.76	---	56.00	21.24	L1	OFF	19.6
1.920750	---	27.19	46.00	18.81	L1	OFF	19.6
2.523750	36.92	---	56.00	19.08	L1	OFF	19.5
2.523750	---	27.92	46.00	18.08	L1	OFF	19.5
2.901750	39.67	---	56.00	16.33	L1	OFF	19.6
2.901750	---	28.84	46.00	17.16	L1	OFF	19.6
7.500750	37.59	---	60.00	22.41	L1	OFF	19.7
7.500750	---	27.87	50.00	22.13	L1	OFF	19.7
13.560000	53.08	---	60.00	6.92	L1	OFF	19.7
13.560000	---	37.15	50.00	12.85	L1	OFF	19.7

Test Engineer :	Jimmy Chang	**Temperature :**	**25**~27℃
		Relative Humidity :	**50**~52%
Test Voltage :	120Vac / 60Hz	**Phase :**	Neutral

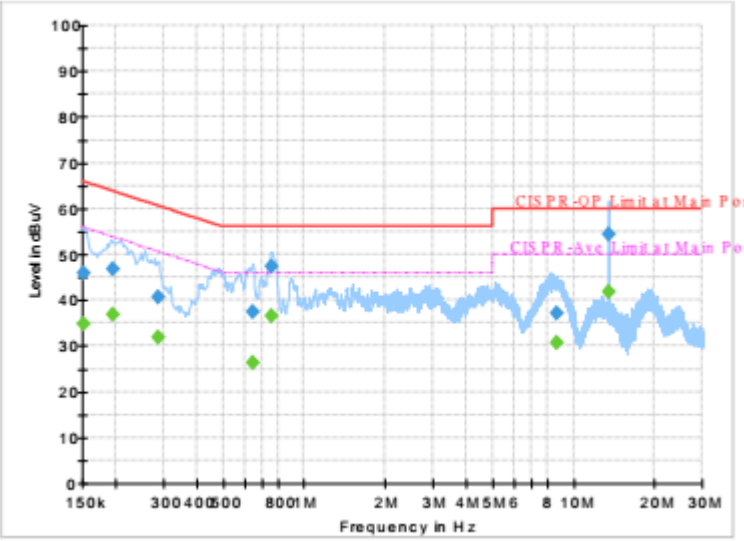

Final Result

Frequency (MHz)	QuasiPeak (dBuV)	CAverage (dBuV)	Limit (dBuV)	Margin (dB)	Line	Filter	Corr. (dB)
0.152250	---	34.75	55.88	21.13	N	OFF	19.5
0.152250	46.01	---	65.88	19.87	N	OFF	19.5
0.195000	---	36.72	53.82	17.10	N	OFF	19.5
0.195000	46.93	---	63.82	16.89	N	OFF	19.5
0.287250	---	32.00	50.60	18.60	N	OFF	19.5
0.287250	40.56	---	60.60	20.04	N	OFF	19.5
0.647250	---	26.43	46.00	19.57	N	OFF	19.5
0.647250	37.37	---	56.00	18.63	N	OFF	19.5
0.753000	---	36.53	46.00	9.47	N	OFF	19.5
0.753000	47.37	---	56.00	8.63	N	OFF	19.5
8.673000	---	30.59	50.00	19.41	N	OFF	19.7
8.673000	37.03	---	60.00	22.97	N	OFF	19.7
13.560000	---	41.92	50.00	8.08	N	OFF	19.8
13.560000	54.35	---	60.00	5.65	N	OFF	19.8

Appendix B. Radiated Spurious Emission

Test Engineer :	Jesse Wang, Stan Hsieh, and Nick Yu	Temperature :	24~26°C
		Relative Humidity :	51~53%

<CDD Mode>
<For Earphone 1>

Band 1 - 5150~5250MHz

WIFI 802.11a (Band Edge @ 3m)

WIFI Ant.	Note	Frequency	Level	Over Limit	Limit Line	Read Level	Antenna Factor	Path Loss	Preamp Factor	Ant Pos	Table Pos	Peak Avg.	Pol.
1		(MHz)	(dBμV/m)	(dB)	(dBμV/m)	(dBμV)	(dB/m)	(dB)	(dB)	(cm)	(deg)	(P/A)	(H/V)
802.11a CH 36 5180MHz		5147.16	55.13	-18.87	74	44.83	34.41	11.03	35.14	211	15	P	H
		5150	47.4	-6.6	54	37.1	34.41	11.03	35.14	211	15	A	H
	*	5180	112.93	-	-	102.58	34.46	11.03	35.14	211	15	P	H
	*	5180	105.22	-	-	94.87	34.46	11.03	35.14	211	15	A	H
													H
		5149.5	59.08	-14.92	74	48.78	34.41	11.03	35.14	198	316	P	V
		5150	47.97	-6.03	54	37.67	34.41	11.03	35.14	198	316	A	V
	*	5180	114.01	-	-	103.66	34.46	11.03	35.14	198	316	P	V
	*	5180	106.18	-	-	95.83	34.46	11.03	35.14	198	316	A	V
													V
802.11a CH 44 5220MHz		5144.82	55.14	-18.86	74	44.46	34.79	11.03	35.14	380	25	P	H
		5145.08	41.72	-12.28	54	31.04	34.79	11.03	35.14	380	25	A	H
	*	5220	112.99	-	-	102.2	34.83	11.1	35.14	380	25	P	H
	*	5220	105.68	-	-	94.89	34.83	11.1	35.14	380	25	A	H
		5427.24	49.7	-24.3	74	38.71	34.95	11.2	35.16	380	25	P	H
		5350	40.57	-13.43	54	29.67	34.91	11.14	35.15	380	25	A	H
		5147.94	55.83	-18.17	74	45.15	34.79	11.03	35.14	363	33	P	V
		5150	42.5	-11.5	54	31.82	34.79	11.03	35.14	363	33	A	V
	*	5220	114.99	-	-	104.2	34.83	11.1	35.14	363	33	P	V
	*	5220	107.62	-	-	96.83	34.83	11.1	35.14	363	33	A	V
		5366.76	50.66	-23.34	74	39.75	34.92	11.14	35.15	363	33	P	V
		5354.44	40.95	-13.05	54	30.05	34.91	11.14	35.15	363	33	A	V

802.11a CH 48 5240MHz		5146.38	51.22	-22.78	74	40.54	34.79	11.03	35.14	380	24	P	H
		5143.78	40.77	-13.23	54	30.09	34.79	11.03	35.14	380	24	A	H
	*	5240	113.7	-	-	102.89	34.84	11.11	35.14	380	24	P	H
	*	5240	106.16	-	-	95.35	34.84	11.11	35.14	380	24	A	H
		5390.84	49.29	-24.71	74	38.36	34.93	11.15	35.15	380	24	P	H
		5351.36	41.05	-12.95	54	30.15	34.91	11.14	35.15	380	24	A	H
		5144.56	50.59	-23.41	74	39.91	34.79	11.03	35.14	301	22	P	V
		5150	41.26	-12.74	54	30.58	34.79	11.03	35.14	301	22	A	V
	*	5240	115.41	-	-	104.6	34.84	11.11	35.14	301	22	P	V
	*	5240	107.83	-	-	97.02	34.84	11.11	35.14	301	22	A	V
		5359.76	53.1	-20.9	74	42.2	34.91	11.14	35.15	301	22	P	V
		5354.72	42.42	-11.58	54	31.52	34.91	11.14	35.15	301	22	A	V
Remark	1. No other spurious found. 2. All results are PASS against Peak and Average limit line.												

Band 1 5150~5250MHz

WIFI 802.11a (Harmonic @ 3m)

WIFI Ant. 1	Note	Frequency (MHz)	Level (dBµV/m)	Over Limit (dB)	Limit Line (dBµV/m)	Read Level (dBµV)	Antenna Factor (dB/m)	Path Loss (dB)	Preamp Factor (dB)	Ant Pos (cm)	Table Pos (deg)	Peak Avg. (P/A)	Pol. (H/V)
802.11a CH 36 5180MHz		10360	47.15	-21.05	68.2	52.11	37.37	17	59.33	100	0	P	H
		15540	49.48	-24.52	74	45.52	40.03	20.52	56.59	100	0	P	H
													H
													H
		10360	46.82	-21.38	68.2	51.78	37.37	17	59.33	100	0	P	V
		15540	49.8	-24.2	74	45.84	40.03	20.52	56.59	100	0	P	V
													V
													V
802.11a CH 44 5220MHz		10440	47.58	-20.62	68.2	52.32	37.43	17.1	59.27	100	0	P	H
		15660	49.44	-24.56	74	45.28	40.16	20.57	56.57	100	0	P	H
													H
													H
		10440	48.45	-19.75	68.2	53.19	37.43	17.1	59.27	100	0	P	V
		15660	49.37	-24.63	74	45.21	40.16	20.57	56.57	100	0	P	V
													V
													V
802.11a CH 48 5240MHz		10480	46.4	-21.8	68.2	50.99	37.48	17.15	59.22	100	0	P	H
		15720	49.39	-24.61	74	45.12	40.22	20.61	56.56	100	0	P	H
													H
													H
		10480	46.57	-21.63	68.2	51.16	37.48	17.15	59.22	100	0	P	V
		15720	49.24	-24.76	74	44.97	40.22	20.61	56.56	100	0	P	V
													V
													V
Remark	1. No other spurious found. 2. All results are PASS against Peak and Average limit line.												

Band 1 5150~5250MHz

WIFI 802.11ac VHT20 (Band Edge @ 3m)

WIFI Ant. 1	Note	Frequency (MHz)	Level (dBμV/m)	Over Limit (dB)	Limit Line (dBμV/m)	Read Level (dBμV)	Antenna Factor (dB/m)	Path Loss (dB)	Preamp Factor (dB)	Ant Pos (cm)	Table Pos (deg)	Peak Avg. (P/A)	Pol. (H/V)
802.11ac VHT20 CH 36 5180MHz		5139.1	60.17	-13.83	74	49.96	34.39	10.96	35.14	298	20	P	H
		5150	50.46	-3.54	54	40.16	34.41	11.03	35.14	298	20	A	H
	*	5180	112.87	-	-	102.52	34.46	11.03	35.14	298	20	P	H
	*	5180	104.91	-	-	94.56	34.46	11.03	35.14	298	20	A	H
													H
													H
		5139.62	63.5	-10.5	74	53.27	34.41	10.96	35.14	284	28	P	V
		5150	52.32	-1.68	54	42.02	34.41	11.03	35.14	284	28	A	V
	*	5180	114.19	-	-	103.84	34.46	11.03	35.14	284	28	P	V
	*	5180	106.21	-	-	95.86	34.46	11.03	35.14	284	28	A	V
													V
													V
802.11ac VHT20 CH 44 5220MHz		5144.56	53.47	-20.53	74	42.79	34.79	11.03	35.14	380	23	P	H
		5148.2	41.8	-12.2	54	31.12	34.79	11.03	35.14	380	23	A	H
	*	5220	112.94	-	-	102.15	34.83	11.1	35.14	380	23	P	H
	*	5220	105.27	-	-	94.48	34.83	11.1	35.14	380	23	A	H
		5354.72	49.32	-24.68	74	38.42	34.91	11.14	35.15	380	23	P	H
		5354.16	40.6	-13.4	54	29.7	34.91	11.14	35.15	380	23	A	H
		5140.66	55.13	-18.87	74	44.45	34.79	11.03	35.14	300	22	P	V
		5148.72	42.73	-11.27	54	32.05	34.79	11.03	35.14	300	22	A	V
	*	5220	114.37	-	-	103.58	34.83	11.1	35.14	300	22	P	V
	*	5220	106.97	-	-	96.18	34.83	11.1	35.14	300	22	A	V
		5351.92	51.67	-22.33	74	40.77	34.91	11.14	35.15	300	22	P	V
		5354.16	41.51	-12.49	54	30.61	34.91	11.14	35.15	300	22	A	V

802.11ac VHT20 CH 48 5240MHz		5146.38	51.01	-22.99	74	40.33	34.79	11.03	35.14	380	25	P	H
		5150	40.92	-13.08	54	30.24	34.79	11.03	35.14	380	25	A	H
	*	5240	113.71	-	-	102.9	34.84	11.11	35.14	380	25	P	H
	*	5240	105.29	-	-	94.48	34.84	11.11	35.14	380	25	A	H
		5357.8	49.73	-24.27	74	38.83	34.91	11.14	35.15	380	25	P	H
		5354.44	41.12	-12.88	54	30.22	34.91	11.14	35.15	380	25	A	H
		5146.64	52.95	-21.05	74	42.27	34.79	11.03	35.14	302	22	P	V
		5149.24	41.37	-12.63	54	30.69	34.79	11.03	35.14	302	22	A	V
	*	5240	114.42	-	-	103.61	34.84	11.11	35.14	302	22	P	V
	*	5240	107.14	-	-	96.33	34.84	11.11	35.14	302	22	A	V
		5360.04	52.91	-21.09	74	42.01	34.91	11.14	35.15	302	22	P	V
		5355.28	42.94	-11.06	54	32.04	34.91	11.14	35.15	302	22	A	V
Remark	1. No other spurious found. 2. All results are PASS against Peak and Average limit line.												

Band 1 5150~5250MHz

WIFI 802.11ac VHT20 (Harmonic @ 3m)

WIFI Ant. 1	Note	Frequency (MHz)	Level (dBμV/m)	Over Limit (dB)	Limit Line (dBμV/m)	Read Level (dBμV)	Antenna Factor (dB/m)	Path Loss (dB)	Preamp Factor (dB)	Ant Pos (cm)	Table Pos (deg)	Peak Avg. (P/A)	Pol. (H/V)
802.11ac VHT20 CH 36 5180MHz		10360	46.87	-21.33	68.2	51.83	37.37	17	59.33	100	0	P	H
		15540	50.11	-23.89	74	46.15	40.03	20.52	56.59	100	0	P	H
													H
													H
		10360	46	-22.2	68.2	50.96	37.37	17	59.33	100	0	P	V
		15540	50.33	-23.67	74	46.37	40.03	20.52	56.59	100	0	P	V
													V
													V
802.11ac VHT20 CH 44 5220MHz		10440	47.3	-20.9	68.2	52.04	37.43	17.1	59.27	100	0	P	H
		15660	49.12	-24.88	74	44.96	40.16	20.57	56.57	100	0	P	H
													H
													H
		10440	46.83	-21.37	68.2	51.57	37.43	17.1	59.27	100	0	P	V
		15660	49.69	-24.31	74	45.53	40.16	20.57	56.57	100	0	P	V
													V
													V
802.11ac VHT20 CH 48 5240MHz		10480	46.85	-21.35	68.2	51.44	37.48	17.15	59.22	100	0	P	H
		15720	49.87	-24.13	74	45.6	40.22	20.61	56.56	100	0	P	H
													H
													H
		10480	46.49	-21.71	68.2	51.08	37.48	17.15	59.22	100	0	P	V
		15720	49.79	-24.21	74	45.52	40.22	20.61	56.56	100	0	P	V
													V
													V
Remark	1. No other spurious found. 2. All results are PASS against Peak and Average limit line.												

Band 1 5150~5250MHz

WIFI 802.11ac VHT40 (Band Edge @ 3m)

WIFI Ant. 1	Note	Frequency (MHz)	Level (dBμV/m)	Over Limit (dB)	Limit Line (dBμV/m)	Read Level (dBμV)	Antenna Factor (dB/m)	Path Loss (dB)	Preamp Factor (dB)	Ant Pos (cm)	Table Pos (deg)	Peak Avg. (P/A)	Pol. (H/V)
802.11ac VHT40 CH 38 5190MHz		5149.5	62.99	-11.01	74	52.69	34.41	11.03	35.14	208	16	P	H
		5150	49.8	-4.2	54	39.5	34.41	11.03	35.14	208	16	A	H
	*	5190	105.31	-	-	94.89	34.46	11.1	35.14	208	16	P	H
	*	5190	97.27	-	-	86.85	34.46	11.1	35.14	208	16	A	H
		5400.92	50.09	-23.91	74	39.34	34.76	11.15	35.16	208	16	P	H
		5450.76	41.08	-12.92	54	30.21	34.83	11.2	35.16	208	16	A	H
		5142.22	63.68	-10.32	74	53.38	34.41	11.03	35.14	195	317	P	V
		5149.76	51.39	-2.61	54	41.09	34.41	11.03	35.14	195	317	A	V
	*	5190	106.37	-	-	95.95	34.46	11.1	35.14	195	317	P	V
	*	5190	98.43	-	-	88.01	34.46	11.1	35.14	195	317	A	V
		5451.04	49.16	-24.84	74	38.29	34.83	11.2	35.16	195	317	P	V
		5415.76	41.1	-12.9	54	30.33	34.78	11.15	35.16	195	317	A	V
802.11ac VHT40 CH 46 5230MHz		5144.04	57.37	-16.63	74	47.07	34.41	11.03	35.14	204	16	P	H
		5146.12	44.83	-9.17	54	34.53	34.41	11.03	35.14	204	16	A	H
	*	5230	109.97	-	-	99.47	34.53	11.11	35.14	204	16	P	H
	*	5230	101.8	-	-	91.3	34.53	11.11	35.14	204	16	A	H
		5350.52	51.63	-22.37	74	40.95	34.69	11.14	35.15	204	16	P	H
		5354.16	42.56	-11.44	54	31.88	34.69	11.14	35.15	204	16	A	H
		5148.2	57.14	-16.86	74	46.84	34.41	11.03	35.14	194	316	P	V
		5150	45.29	-8.71	54	34.99	34.41	11.03	35.14	194	316	A	V
	*	5230	111.47	-	-	100.97	34.53	11.11	35.14	194	316	P	V
	*	5230	103.34	-	-	92.84	34.53	11.11	35.14	194	316	A	V
		5357.52	52.97	-21.03	74	42.29	34.69	11.14	35.15	194	316	P	V
		5350.24	42.69	-11.31	54	32.01	34.69	11.14	35.15	194	316	A	V
Remark	1. No other spurious found. 2. All results are PASS against Peak and Average limit line.												

Band 1 5150~5250MHz

WIFI 802.11ac VHT40 (Harmonic @ 3m)

WIFI Ant. 1	Note	Frequency (MHz)	Level (dBμV/m)	Over Limit (dB)	Limit Line (dBμV/m)	Read Level (dBμV)	Antenna Factor (dB/m)	Path Loss (dB)	Preamp Factor (dB)	Ant Pos (cm)	Table Pos (deg)	Peak Avg. (P/A)	Pol. (H/V)
802.11ac VHT40 CH 38 5190MHz		10380	46.77	-21.43	68.2	51.71	37.38	17	59.32	100	0	P	H
		15570	48.69	-25.31	74	44.67	40.07	20.54	56.59	100	0	P	H
													H
													H
		10380	46.73	-21.47	68.2	51.67	37.38	17	59.32	100	0	P	V
		15570	49.58	-24.42	74	45.56	40.07	20.54	56.59	100	0	P	V
													V
													V
802.11ac VHT40 CH 46 5230MHz		10460	46.85	-21.35	68.2	51.55	37.45	17.1	59.25	100	0	P	H
		15690	49.94	-24.06	74	45.72	40.19	20.59	56.56	100	0	P	H
													H
													H
		10460	46.99	-21.21	68.2	51.69	37.45	17.1	59.25	100	0	P	V
		15690	49.9	-24.1	74	45.68	40.19	20.59	56.56	100	0	P	V
													V
													V
Remark	1. No other spurious found. 2. All results are PASS against Peak and Average limit line.												

Band 1 5150~5250MHz

WIFI 802.11ac VHT80 (Band Edge @ 3m)

WIFI Ant. 1	Note	Frequency (MHz)	Level (dBμV/m)	Over Limit (dB)	Limit Line (dBμV/m)	Read Level (dBμV)	Antenna Factor (dB/m)	Path Loss (dB)	Preamp Factor (dB)	Ant Pos (cm)	Table Pos (deg)	Peak Avg. (P/A)	Pol. (H/V)
802.11ac VHT80 CH 42 5210MHz		5149.76	65.45	-8.55	74	54.77	34.79	11.03	35.14	197	12	P	H
		5150	52.76	-1.24	54	42.08	34.79	11.03	35.14	197	12	A	H
	*	5210	102.8	-	-	92.01	34.83	11.1	35.14	197	12	P	H
	*	5210	95.52	-	-	84.73	34.83	11.1	35.14	197	12	A	H
		5379.92	50.42	-23.58	74	39.5	34.93	11.14	35.15	197	12	P	H
		5350.24	41.8	-12.2	54	30.9	34.91	11.14	35.15	197	12	A	H
		5140.66	63.69	-10.31	74	53.01	34.79	11.03	35.14	206	328	P	V
		5149.76	52.65	-1.35	54	41.97	34.79	11.03	35.14	206	328	A	V
	*	5210	103.6	-	-	92.81	34.83	11.1	35.14	206	328	P	V
	*	5210	95.81	-	-	85.02	34.83	11.1	35.14	206	328	A	V
		5352.2	50.76	-23.24	74	39.86	34.91	11.14	35.15	206	328	P	V
		5351.08	42.24	-11.76	54	31.34	34.91	11.14	35.15	206	328	A	V
Remark	1. No other spurious found. 2. All results are PASS against Peak and Average limit line.												

Band 1 5150~5250MHz

WIFI 802.11ac VHT80 (Harmonic @ 3m)

WIFI Ant. 1	Note	Frequency (MHz)	Level (dBμV/m)	Over Limit (dB)	Limit Line (dBμV/m)	Read Level (dBμV)	Antenna Factor (dB/m)	Path Loss (dB)	Preamp Factor (dB)	Ant Pos (cm)	Table Pos (deg)	Peak Avg. (P/A)	Pol. (H/V)
802.11ac VHT80 CH 42 5210MHz		10420	47.15	-21.05	68.2	51.96	37.42	17.05	59.28	100	0	P	H
		15630	49.77	-24.23	74	45.63	40.14	20.57	56.57	100	0	P	H
													H
													H
		10420	47.8	-20.4	68.2	52.61	37.42	17.05	59.28	100	0	P	V
		15630	49.42	-24.58	74	45.28	40.14	20.57	56.57	100	0	P	V
													V
													V
Remark	1. No other spurious found. 2. All results are PASS against Peak and Average limit line.												

Band 2 - 5250~5350MHz

WIFI 802.11a (Band Edge @ 3m)

WIFI Ant.	Note	Frequency (MHz)	Level (dBμV/m)	Over Limit (dB)	Limit Line (dBμV/m)	Read Level (dBμV)	Antenna Factor (dB/m)	Path Loss (dB)	Preamp Factor (dB)	Ant Pos (cm)	Table Pos (deg)	Peak Avg. (P/A)	Pol. (H/V)
802.11a CH 52 5260MHz		5110.6	48.62	-25.38	74	38.03	34.77	10.96	35.14	202	17	P	H
		5145.25	40.07	-13.93	54	29.39	34.79	11.03	35.14	202	17	A	H
	*	5260	113.62	-	-	102.8	34.86	11.11	35.15	202	17	P	H
	*	5260	106.07	-	-	95.25	34.86	11.11	35.15	202	17	A	H
		5357.76	55.25	-18.75	74	44.35	34.91	11.14	35.15	202	17	P	H
		5350.8	41.68	-12.32	54	30.78	34.91	11.14	35.15	202	17	A	H
		5136.85	49.65	-24.35	74	39.05	34.78	10.96	35.14	298	21	P	V
		5140.7	40.19	-13.81	54	29.51	34.79	11.03	35.14	298	21	A	V
	*	5260	115.6	-	-	104.78	34.86	11.11	35.15	298	21	P	V
	*	5260	107.99	-	-	97.17	34.86	11.11	35.15	298	21	A	V
		5350.56	56.93	-17.07	74	46.03	34.91	11.14	35.15	298	21	P	V
		5356.08	42.45	-11.55	54	31.55	34.91	11.14	35.15	298	21	A	V
802.11a CH 60 5300MHz		5147.35	49.66	-24.34	74	38.98	34.79	11.03	35.14	270	19	P	H
		5148.4	39.85	-14.15	54	29.17	34.79	11.03	35.14	270	19	A	H
	*	5300	114.03	-	-	103.18	34.88	11.12	35.15	270	19	P	H
	*	5300	106.69	-	-	95.84	34.88	11.12	35.15	270	19	A	H
		5350.8	62.92	-11.08	74	52.02	34.91	11.14	35.15	270	19	P	H
		5350.56	46.46	-7.54	54	35.56	34.91	11.14	35.15	270	19	A	H
		5137.2	49.25	-24.75	74	38.65	34.78	10.96	35.14	296	20	P	V
		5142.1	40.05	-13.95	54	29.37	34.79	11.03	35.14	296	20	A	V
	*	5300	115.36	-	-	104.51	34.88	11.12	35.15	296	20	P	V
	*	5300	108	-	-	97.15	34.88	11.12	35.15	296	20	A	V
		5354.16	64.9	-9.1	74	54	34.91	11.14	35.15	296	20	P	V
		5351.76	47.42	-6.58	54	36.52	34.91	11.14	35.15	296	20	A	V

802.11a CH 64 5320MHz	*	5320	112.49	-	-	101.87	34.64	11.13	35.15	181	17	P	H
	*	5320	104.69	-	-	94.07	34.64	11.13	35.15	181	17	A	H
		5350.72	58.15	-15.85	74	47.47	34.69	11.14	35.15	181	17	P	H
		5350.24	49.28	-4.72	54	38.6	34.69	11.14	35.15	181	17	A	H
													H
													H
	*	5320	114.79	-	-	104.17	34.64	11.13	35.15	204	338	P	V
	*	5320	107.13	-	-	96.51	34.64	11.13	35.15	204	338	A	V
		5350.72	60.6	-13.4	74	49.92	34.69	11.14	35.15	204	338	P	V
		5350.4	52.19	-1.81	54	41.51	34.69	11.14	35.15	204	338	A	V
													V
													V
Remark	1. No other spurious found. 2. All results are PASS against Peak and Average limit line.												

Band 2 5250~5350MHz

WIFI 802.11a (Harmonic @ 3m)

WIFI Ant. 1	Note	Frequency (MHz)	Level (dBμV/m)	Over Limit (dB)	Limit Line (dBμV/m)	Read Level (dBμV)	Antenna Factor (dB/m)	Path Loss (dB)	Preamp Factor (dB)	Ant Pos (cm)	Table Pos (deg)	Peak Avg. (P/A)	Pol. (H/V)
802.11a CH 52 5260MHz		10520	47.25	-20.95	68.2	51.72	37.51	17.2	59.18	100	0	P	H
		15780	49.54	-24.46	74	45.18	40.28	20.62	56.54	100	0	P	H
													H
													H
		10520	46.59	-21.61	68.2	51.06	37.51	17.2	59.18	100	0	P	V
		15780	49.53	-24.47	74	45.17	40.28	20.62	56.54	100	0	P	V
													V
													V
802.11a CH 60 5300MHz		10600	47.36	-26.64	74	51.55	37.56	17.31	59.06	100	0	P	H
		15900	49.41	-24.59	74	44.85	40.4	20.68	56.52	100	0	P	H
													H
													H
		10600	47.04	-26.96	74	51.23	37.56	17.31	59.06	100	0	P	V
		15900	49.65	-24.35	74	45.09	40.4	20.68	56.52	100	0	P	V
													V
													V
802.11a CH 64 5320MHz		10640	49.36	-24.64	74	53.43	37.58	17.36	59.01	100	0	P	H
		15960	49.6	-24.4	74	44.93	40.47	20.71	56.51	100	0	P	H
													H
													H
		10640	48.68	-25.32	74	52.75	37.58	17.36	59.01	100	0	P	V
		15960	49.75	-24.25	74	45.08	40.47	20.71	56.51	100	0	P	V
													V
													V
Remark	1. No other spurious found. 2. All results are PASS against Peak and Average limit line.												

Band 2 5250~5350MHz

WIFI 802.11ac VHT20 (Band Edge @ 3m)

WIFI Ant. 1	Note	Frequency (MHz)	Level (dBμV/m)	Over Limit (dB)	Limit Line (dBμV/m)	Read Level (dBμV)	Antenna Factor (dB/m)	Path Loss (dB)	Preamp Factor (dB)	Ant Pos (cm)	Table Pos (deg)	Peak Avg. (P/A)	Pol. (H/V)
802.11ac VHT20 CH 52 5260MHz		5059.15	49.08	-24.92	74	38.64	34.74	10.83	35.13	202	17	P	H
		5148.4	40.11	-13.89	54	29.43	34.79	11.03	35.14	202	17	A	H
	*	5260	113.43	-	-	102.61	34.86	11.11	35.15	202	17	P	H
	*	5260	105.55	-	-	94.73	34.86	11.11	35.15	202	17	A	H
		5357.52	53.25	-20.75	74	42.35	34.91	11.14	35.15	202	17	P	H
		5350.32	41.85	-12.15	54	30.95	34.91	11.14	35.15	202	17	A	H
		5143.85	50.31	-23.69	74	39.63	34.79	11.03	35.14	298	21	P	V
		5149.1	40.33	-13.67	54	29.65	34.79	11.03	35.14	298	21	A	V
	*	5260	115.12	-	-	104.3	34.86	11.11	35.15	298	21	P	V
	*	5260	107.62	-	-	96.8	34.86	11.11	35.15	298	21	A	V
		5360.4	55.86	-18.14	74	44.96	34.91	11.14	35.15	298	21	P	V
		5355.84	42.65	-11.35	54	31.75	34.91	11.14	35.15	298	21	A	V
802.11ac VHT20 CH 60 5300MHz		5055.65	49.11	-24.89	74	38.67	34.74	10.83	35.13	270	19	P	H
		5145.6	40.12	-13.88	54	29.44	34.79	11.03	35.14	270	19	A	H
	*	5300	113.77	-	-	102.92	34.88	11.12	35.15	270	19	P	H
	*	5300	106.23	-	-	95.38	34.88	11.12	35.15	270	19	A	H
		5350.08	63.86	-10.14	74	52.96	34.91	11.14	35.15	270	19	P	H
		5350.8	46.33	-7.67	54	35.43	34.91	11.14	35.15	270	19	A	H
		5101.85	48.68	-25.32	74	38.1	34.76	10.96	35.14	296	20	P	V
		5128.45	40.12	-13.88	54	29.52	34.78	10.96	35.14	296	20	A	V
	*	5300	115.12	-	-	104.27	34.88	11.12	35.15	296	20	P	V
	*	5300	107.47	-	-	96.62	34.88	11.12	35.15	296	20	A	V
		5351.04	64.06	-9.94	74	53.16	34.91	11.14	35.15	296	20	P	V
		5350.08	47.27	-6.73	54	36.37	34.91	11.14	35.15	296	20	A	V

	*	5320	111.86	-	-	101.24	34.64	11.13	35.15	298	21	P	H
	*	5320	104.01	-	-	93.39	34.64	11.13	35.15	298	21	A	H
		5352	64.31	-9.69	74	53.63	34.69	11.14	35.15	298	21	P	H
		5350.08	49.65	-4.35	54	38.97	34.69	11.14	35.15	298	21	A	H
802.11ac													H
VHT20													H
CH 64	*	5320	113.86	-	-	103.24	34.64	11.13	35.15	279	18	P	V
5320MHz	*	5320	106.08	-	-	95.46	34.64	11.13	35.15	279	18	A	V
		5352.16	66.28	-7.72	74	55.6	34.69	11.14	35.15	279	18	P	V
		5350.08	51.47	-2.53	54	40.79	34.69	11.14	35.15	279	18	A	V
													V
													V
Remark	1. No other spurious found. 2. All results are PASS against Peak and Average limit line.												

Band 2 5250~5350MHz

WIFI 802.11ac VHT20 (Harmonic @ 3m)

WIFI Ant. 1	Note	Frequency (MHz)	Level (dBμV/m)	Over Limit (dB)	Limit Line (dBμV/m)	Read Level (dBμV)	Antenna Factor (dB/m)	Path Loss (dB)	Preamp Factor (dB)	Ant Pos (cm)	Table Pos (deg)	Peak Avg. (P/A)	Pol. (H/V)
802.11ac VHT20 CH 52 5260MHz		10520	47.33	-20.87	68.2	51.8	37.51	17.2	59.18	100	0	P	H
		15780	49.72	-24.28	74	45.36	40.28	20.62	56.54	100	0	P	H
													H
													H
		10520	46.9	-21.3	68.2	51.37	37.51	17.2	59.18	100	0	P	V
		15780	49.56	-24.44	74	45.2	40.28	20.62	56.54	100	0	P	V
													V
													V
802.11ac VHT20 CH 60 5300MHz		10600	47.12	-26.88	74	51.31	37.56	17.31	59.06	100	0	P	H
		15900	49.25	-24.75	74	44.69	40.4	20.68	56.52	100	0	P	H
													H
													H
		10600	47.69	-26.31	74	51.88	37.56	17.31	59.06	100	0	P	V
		15900	49.01	-24.99	74	44.45	40.4	20.68	56.52	100	0	P	V
													V
													V
802.11ac VHT20 CH 64 5320MHz		10640	48.58	-25.42	74	52.65	37.58	17.36	59.01	100	0	P	H
		15960	49.29	-24.71	74	44.62	40.47	20.71	56.51	100	0	P	H
													H
													H
		10640	47.96	-26.04	74	52.03	37.58	17.36	59.01	100	0	P	V
		15960	49.88	-24.12	74	45.21	40.47	20.71	56.51	100	0	P	V
													V
													V
Remark	1. No other spurious found. 2. All results are PASS against Peak and Average limit line.												

Band 2 5250~5350MHz

WIFI 802.11ac VHT40 (Band Edge @ 3m)

WIFI Ant. 1	Note	Frequency (MHz)	Level (dBμV/m)	Over Limit (dB)	Limit Line (dBμV/m)	Read Level (dBμV)	Antenna Factor (dB/m)	Path Loss (dB)	Preamp Factor (dB)	Ant Pos (cm)	Table Pos (deg)	Peak Avg. (P/A)	Pol. (H/V)
802.11ac VHT40 CH 54 5270MHz		5141.75	49.12	-24.88	74	38.82	34.41	11.03	35.14	193	15	P	H
		5149.45	40.97	-13.03	54	30.67	34.41	11.03	35.14	193	15	A	H
	*	5270	109.72	-	-	99.18	34.57	11.12	35.15	193	15	P	H
	*	5270	101.73	-	-	91.19	34.57	11.12	35.15	193	15	A	H
		5352.48	58.28	-15.72	74	47.6	34.69	11.14	35.15	193	15	P	H
		5350.56	45.72	-8.28	54	35.04	34.69	11.14	35.15	193	15	A	H
		5071.05	49.23	-24.77	74	39.17	34.29	10.9	35.13	215	338	P	V
		5143.85	41.1	-12.9	54	30.8	34.41	11.03	35.14	215	338	A	V
	*	5270	111.67	-	-	101.13	34.57	11.12	35.15	215	338	P	V
	*	5270	103.79	-	-	93.25	34.57	11.12	35.15	215	338	A	V
		5366.88	58.36	-15.64	74	47.66	34.71	11.14	35.15	215	338	P	V
		5350.56	47.49	-6.51	54	36.81	34.69	11.14	35.15	215	338	A	V
802.11ac VHT40 CH 62 5310MHz		5096.95	49.14	-24.86	74	39.04	34.34	10.9	35.14	192	16	P	H
		5113.75	40.54	-13.46	54	30.36	34.36	10.96	35.14	192	16	A	H
	*	5310	104.71	-	-	94.09	34.64	11.13	35.15	192	16	P	H
	*	5310	97.01	-	-	86.39	34.64	11.13	35.15	192	16	A	H
		5350.56	60.59	-13.41	74	49.91	34.69	11.14	35.15	192	16	P	H
		5350.08	49.29	-4.71	54	38.61	34.69	11.14	35.15	192	16	A	H
		5147.7	49.12	-24.88	74	38.82	34.41	11.03	35.14	201	338	P	V
		5142.1	40.83	-13.17	54	30.53	34.41	11.03	35.14	201	338	A	V
	*	5310	107.18	-	-	96.56	34.64	11.13	35.15	201	338	P	V
	*	5310	99.32	-	-	88.7	34.64	11.13	35.15	201	338	A	V
		5359.44	62.07	-11.93	74	51.39	34.69	11.14	35.15	201	338	P	V
		5350.32	52.41	-1.59	54	41.73	34.69	11.14	35.15	201	338	A	V
Remark	1. No other spurious found. 2. All results are PASS against Peak and Average limit line.												

Band 2 5250~5350MHz

WIFI 802.11ac VHT40 (Harmonic @ 3m)

WIFI Ant. 1	Note	Frequency (MHz)	Level (dBμV/m)	Over Limit (dB)	Limit Line (dBμV/m)	Read Level (dBμV)	Antenna Factor (dB/m)	Path Loss (dB)	Preamp Factor (dB)	Ant Pos (cm)	Table Pos (deg)	Peak Avg. (P/A)	Pol. (H/V)
802.11ac VHT40 CH 54 5270MHz		10540	47.48	-20.72	68.2	51.91	37.52	17.2	59.15	100	0	P	H
		15810	49.86	-24.14	74	45.45	40.31	20.64	56.54	100	0	P	H
													H
													H
		10540	47.8	-20.4	68.2	52.23	37.52	17.2	59.15	100	0	P	V
		15810	49.82	-24.18	74	45.41	40.31	20.64	56.54	100	0	P	V
													V
													V
802.11ac VHT40 CH 62 5310MHz		10620	48.21	-25.79	74	52.36	37.57	17.31	59.03	100	0	P	H
		15930	49.26	-24.74	74	44.64	40.43	20.7	56.51	100	0	P	H
													H
													H
		10620	48.2	-25.8	74	52.35	37.57	17.31	59.03	100	0	P	V
		15930	49.19	-24.81	74	44.57	40.43	20.7	56.51	100	0	P	V
													V
													V
Remark	1. No other spurious found. 2. All results are PASS against Peak and Average limit line.												

Band 2 5250~5350MHz

WIFI 802.11ac VHT80 (Band Edge @ 3m)

WIFI Ant. 1	Note	Frequency (MHz)	Level (dBμV/m)	Over Limit (dB)	Limit Line (dBμV/m)	Read Level (dBμV)	Antenna Factor (dB/m)	Path Loss (dB)	Preamp Factor (dB)	Ant Pos (cm)	Table Pos (deg)	Peak Avg. (P/A)	Pol. (H/V)
802.11ac VHT80 CH 58 5290MHz		5109.2	50.13	-23.87	74	39.54	34.77	10.96	35.14	192	15	P	H
		5148.75	40.92	-13.08	54	30.24	34.79	11.03	35.14	192	15	A	H
	*	5290	101.46	-	-	90.62	34.87	11.12	35.15	192	15	P	H
	*	5290	93.98	-	-	83.14	34.87	11.12	35.15	192	15	A	H
		5359.68	58.66	-15.34	74	47.76	34.91	11.14	35.15	192	15	P	H
		5350.32	51.17	-2.83	54	40.27	34.91	11.14	35.15	192	15	A	H
		5149.8	48.92	-25.08	74	38.24	34.79	11.03	35.14	203	336	P	V
		5143.5	40.68	-13.32	54	30	34.79	11.03	35.14	203	336	A	V
	*	5290	101.86	-	-	91.02	34.87	11.12	35.15	203	336	P	V
	*	5290	94.37	-	-	83.53	34.87	11.12	35.15	203	336	A	V
		5356.56	59.78	-14.22	74	48.88	34.91	11.14	35.15	203	336	P	V
		5350.08	52.17	-1.83	54	41.27	34.91	11.14	35.15	203	336	A	V
Remark	1. No other spurious found. 2. All results are PASS against Peak and Average limit line.												

Band 2 5250~5350MHz

WIFI 802.11ac VHT80 (Harmonic @ 3m)

WIFI Ant. 1	Note	Frequency (MHz)	Level (dBμV/m)	Over Limit (dB)	Limit Line (dBμV/m)	Read Level (dBμV)	Antenna Factor (dB/m)	Path Loss (dB)	Preamp Factor (dB)	Ant Pos (cm)	Table Pos (deg)	Peak Avg. (P/A)	Pol. (H/V)
802.11ac VHT80 CH 58 5290MHz		10580	48.06	-20.14	68.2	52.33	37.55	17.26	59.08	100	0	P	H
		15870	49.21	-24.79	74	44.67	40.38	20.68	56.52	100	0	P	H
													H
													H
		10580	47.9	-20.3	68.2	52.17	37.55	17.26	59.08	100	0	P	V
		15870	49.75	-24.25	74	45.21	40.38	20.68	56.52	100	0	P	V
													V
													V
Remark	1. No other spurious found. 2. All results are PASS against Peak and Average limit line.												

Band 3 - 5470~5725MHz

WIFI 802.11a (Band Edge @ 3m)

WIFI Ant.	Note	Frequency	Level	Over Limit	Limit Line	Read Level	Antenna Factor	Path Loss	Preamp Factor	Ant Pos	Table Pos	Peak Avg.	Pol.
1		(MHz)	(dBμV/m)	(dB)	(dBμV/m)	(dBμV)	(dB/m)	(dB)	(dB)	(cm)	(deg)	(P/A)	(H/V)
802.11a CH 100 5500MHz		5459.44	54.77	-19.23	74	43.9	34.83	11.2	35.16	171	18	P	H
		5467.92	58.55	-9.65	68.2	47.61	34.85	11.25	35.16	171	18	P	H
		5459.76	45.16	-8.84	54	34.29	34.83	11.2	35.16	171	18	A	H
	*	5500	112.32	-	-	101.33	34.9	11.25	35.16	171	18	P	H
	*	5500	105.04	-	-	94.05	34.9	11.25	35.16	171	18	A	H
													H
		5459.12	54.19	-19.81	74	43.32	34.83	11.2	35.16	211	351	P	V
		5469.36	60.16	-8.04	68.2	49.22	34.85	11.25	35.16	211	351	P	V
		5460	46.63	-7.37	54	35.76	34.83	11.2	35.16	211	351	A	V
	*	5500	114.7	-	-	103.71	34.9	11.25	35.16	211	351	P	V
	*	5500	106.89	-	-	95.9	34.9	11.25	35.16	211	351	A	V
													V
802.11a CH 116 5580MHz		5438.8	49.36	-24.64	74	38.36	34.96	11.2	35.16	195	18	P	H
		5468.08	49.06	-19.14	68.2	37.99	34.98	11.25	35.16	195	18	P	H
		5452.72	40.6	-13.4	54	29.59	34.97	11.2	35.16	195	18	A	H
	*	5580	112.81	-	-	101.58	35.06	11.35	35.18	195	18	P	H
	*	5580	105.34	-	-	94.11	35.06	11.35	35.18	195	18	A	H
		5736.965	50.83	-17.37	68.2	39.35	35.19	11.5	35.21	195	18	P	H
		5411.44	49.93	-24.07	74	39	34.94	11.15	35.16	202	347	P	V
		5465.92	49.79	-18.41	68.2	38.72	34.98	11.25	35.16	202	347	P	V
		5452.96	40.98	-13.02	54	29.97	34.97	11.2	35.16	202	347	A	V
	*	5580	115.11	-	-	103.88	35.06	11.35	35.18	202	347	P	V
	*	5580	107.8	-	-	96.57	35.06	11.35	35.18	202	347	A	V
		5749.25	50.38	-17.82	68.2	38.87	35.19	11.53	35.21	202	347	P	V

802.11a CH 140 5700MHz	*	5700	113.23	-	-	101.8	35.17	11.46	35.2	213	348	P	H
	*	5700	105.81	-	-	94.38	35.17	11.46	35.2	213	348	A	H
		5725.24	65.5	-2.7	68.2	53.99	35.21	11.5	35.2	213	348	P	H
													H
													H
													H
	*	5700	111.01	-	-	99.58	35.17	11.46	35.2	216	355	P	V
	*	5700	103.55	-	-	92.12	35.17	11.46	35.2	216	355	A	V
		5725	61.44	-6.76	68.2	49.93	35.21	11.5	35.2	216	355	P	V
													V
													V
													V
Remark	1. No other spurious found. 2. All results are PASS against Peak and Average limit line.												

Band 3 - 5470~5725MHz

WIFI 802.11a (Harmonic @ 3m)

WIFI Ant. 1	Note	Frequency (MHz)	Level (dBμV/m)	Over Limit (dB)	Limit Line (dBμV/m)	Read Level (dBμV)	Antenna Factor (dB/m)	Path Loss (dB)	Preamp Factor (dB)	Ant Pos (cm)	Table Pos (deg)	Peak Avg. (P/A)	Pol. (H/V)
802.11a CH 100 5500MHz		11000	48.37	-25.63	74	51.26	37.8	17.81	58.5	100	0	P	H
		16500	52.02	-16.18	68.2	45.77	41.3	21.15	56.2	100	0	P	H
													H
													H
		11000	48.78	-25.22	74	51.67	37.8	17.81	58.5	100	0	P	V
		16500	51.32	-16.88	68.2	45.07	41.3	21.15	56.2	100	0	P	V
													V
													V
802.11a CH 116 5580MHz		11160	48.79	-25.21	74	50.97	37.9	18.02	58.1	100	0	P	H
		16740	50.63	-17.57	68.2	43.84	41.44	21.36	56.01	100	0	P	H
													H
													H
		11160	48.79	-25.21	74	50.97	37.9	18.02	58.1	100	0	P	V
		16740	50.33	-17.87	68.2	43.54	41.44	21.36	56.01	100	0	P	V
													V
													V
802.11a CH 140 5700MHz		11400	47.54	-26.46	74	48.71	38.04	18.33	57.54	100	0	P	H
		17100	52.52	-15.68	68.2	45.21	41.42	21.67	55.78	100	0	P	H
													H
													H
		11400	47.64	-26.36	74	48.81	38.04	18.33	57.54	100	0	P	V
		17100	52.04	-16.16	68.2	44.73	41.42	21.67	55.78	100	0	P	V
													V
													V
Remark	1. No other spurious found. 2. All results are PASS against Peak and Average limit line.												

Band 3 - 5470~5725MHz

WIFI 802.11ac VHT20 (Band Edge @ 3m)

WIFI Ant. 1	Note	Frequency (MHz)	Level (dBμV/m)	Over Limit (dB)	Limit Line (dBμV/m)	Read Level (dBμV)	Antenna Factor (dB/m)	Path Loss (dB)	Preamp Factor (dB)	Ant Pos (cm)	Table Pos (deg)	Peak Avg. (P/A)	Pol. (H/V)
802.11ac VHT20 CH 100 5500MHz		5452.72	60.33	-13.67	74	49.46	34.83	11.2	35.16	190	20	P	H
		5461.84	61.69	-6.51	68.2	50.77	34.83	11.25	35.16	190	20	P	H
		5459.92	46.14	-7.86	54	35.27	34.83	11.2	35.16	190	20	A	H
	*	5500	112.23	-	-	101.24	34.9	11.25	35.16	190	20	P	H
	*	5500	104.36	-	-	93.37	34.9	11.25	35.16	190	20	A	H
													H
		5450.16	61.04	-12.96	74	50.17	34.83	11.2	35.16	200	344	P	V
		5460.4	61.38	-6.82	68.2	50.46	34.83	11.25	35.16	200	344	P	V
		5459.92	46.61	-7.39	54	35.74	34.83	11.2	35.16	200	344	A	V
	*	5500	113.99	-	-	103	34.9	11.25	35.16	200	344	P	V
	*	5500	105.97	-	-	94.98	34.9	11.25	35.16	200	344	A	V
													V
802.11ac VHT20 CH 116 5580MHz		5459.2	50.51	-23.49	74	39.5	34.97	11.2	35.16	196	20	P	H
		5468.8	48.6	-19.6	68.2	37.53	34.98	11.25	35.16	196	20	P	H
		5453.2	40.35	-13.65	54	29.34	34.97	11.2	35.16	196	20	A	H
	*	5580	112.28	-	-	101.05	35.06	11.35	35.18	196	20	P	H
	*	5580	104.92	-	-	93.69	35.06	11.35	35.18	196	20	A	H
		5731.925	50.4	-17.8	68.2	38.93	35.18	11.5	35.21	196	20	P	H
		5394.16	49.76	-24.24	74	38.83	34.93	11.15	35.15	204	347	P	V
		5463.28	48.67	-19.53	68.2	37.6	34.98	11.25	35.16	204	347	P	V
		5452.96	40.53	-13.47	54	29.52	34.97	11.2	35.16	204	347	A	V
	*	5580	115	-	-	103.77	35.06	11.35	35.18	204	347	P	V
	*	5580	107.22	-	-	95.99	35.06	11.35	35.18	204	347	A	V
		5759.96	51.79	-16.41	68.2	40.27	35.21	11.53	35.22	204	347	P	V

	*	5700	108.26	-	-	96.83	35.17	11.46	35.2	208	24	P	H
	*	5700	100.53	-	-	89.1	35.17	11.46	35.2	208	24	A	H
		5726.2	63.42	-4.78	68.2	51.91	35.21	11.5	35.2	208	24	P	H
													H
802.11ac													H
VHT20													H
CH 140	*	5700	111.29	-	-	99.86	35.17	11.46	35.2	206	23	P	V
5700MHz	*	5700	103.56	-	-	92.13	35.17	11.46	35.2	206	23	A	V
		5726.36	65.25	-2.95	68.2	53.74	35.21	11.5	35.2	206	23	P	V
													V
													V
													V

Remark	1. No other spurious found. 2. All results are PASS against Peak and Average limit line.

Band 3 - 5470~5725MHz

WIFI 802.11ac VHT20 (Harmonic @ 3m)

WIFI Ant. 1	Note	Frequency (MHz)	Level (dBμV/m)	Over Limit (dB)	Limit Line (dBμV/m)	Read Level (dBμV)	Antenna Factor (dB/m)	Path Loss (dB)	Preamp Factor (dB)	Ant Pos (cm)	Table Pos (deg)	Peak Avg. (P/A)	Pol. (H/V)
802.11ac VHT20 CH 100 5500MHz		11000	48.33	-25.67	74	51.22	37.8	17.81	58.5	100	0	P	H
		16500	51.64	-16.56	68.2	45.39	41.3	21.15	56.2	100	0	P	H
													H
													H
		11000	48.85	-25.15	74	51.74	37.8	17.81	58.5	100	0	P	V
		16500	51.56	-16.64	68.2	45.31	41.3	21.15	56.2	100	0	P	V
													V
													V
802.11ac VHT20 CH 116 5580MHz		11160	48.48	-25.52	74	50.66	37.9	18.02	58.1	100	0	P	H
		16740	51.19	-17.01	68.2	44.4	41.44	21.36	56.01	100	0	P	H
													H
													H
		11160	48.75	-25.25	74	50.93	37.9	18.02	58.1	100	0	P	V
		16740	51.06	-17.14	68.2	44.27	41.44	21.36	56.01	100	0	P	V
													V
													V
802.11ac VHT20 CH 140 5700MHz		11400	47.85	-26.15	74	49.02	38.04	18.33	57.54	100	0	P	H
		17100	52.38	-15.82	68.2	45.07	41.42	21.67	55.78	100	0	P	H
													H
													H
		11400	47.25	-26.75	74	48.42	38.04	18.33	57.54	100	0	P	V
		17100	52.12	-16.08	68.2	44.81	41.42	21.67	55.78	100	0	P	V
													V
													V
Remark	1. No other spurious found. 2. All results are PASS against Peak and Average limit line.												

Band 3 - 5470~5725MHz

WIFI 802.11ac VHT40 (Band Edge @ 3m)

WIFI Ant. 1	Note	Frequency (MHz)	Level (dBμV/m)	Over Limit (dB)	Limit Line (dBμV/m)	Read Level (dBμV)	Antenna Factor (dB/m)	Path Loss (dB)	Preamp Factor (dB)	Ant Pos (cm)	Table Pos (deg)	Peak Avg. (P/A)	Pol. (H/V)
802.11ac VHT40 CH 102 5510MHz		5456.32	62.39	-11.61	74	51.52	34.83	11.2	35.16	168	19	P	H
		5461.84	63.3	-4.9	68.2	52.38	34.83	11.25	35.16	168	19	P	H
		5459.92	48.22	-5.78	54	37.35	34.83	11.2	35.16	168	19	A	H
	*	5510	106.71	-	-	95.68	34.9	11.3	35.17	168	19	P	H
	*	5510	98.82	-	-	87.79	34.9	11.3	35.17	168	19	A	H
		5746.73	50.91	-17.29	68.2	39.35	35.24	11.53	35.21	168	19	P	H
		5448.4	65.07	-8.93	74	54.2	34.83	11.2	35.16	211	351	P	V
		5460.64	66.17	-2.03	68.2	55.25	34.83	11.25	35.16	211	351	P	V
		5459.92	51.3	-2.7	54	40.43	34.83	11.2	35.16	211	351	A	V
	*	5510	108.77	-	-	97.74	34.9	11.3	35.17	211	351	P	V
	*	5510	100.84	-	-	89.81	34.9	11.3	35.17	211	351	A	V
		5759.96	52.66	-15.54	68.2	41.09	35.26	11.53	35.22	211	351	P	V
802.11ac VHT40 CH 110 5550MHz		5451.04	55.6	-18.4	74	44.73	34.83	11.2	35.16	196	24	P	H
		5468.32	58.2	-10	68.2	47.26	34.85	11.25	35.16	196	24	P	H
		5459.92	44.54	-9.46	54	33.67	34.83	11.2	35.16	196	24	A	H
	*	5550	109.7	-	-	98.55	34.97	11.35	35.17	196	24	P	H
	*	5550	101.97	-	-	90.82	34.97	11.35	35.17	196	24	A	H
		5730.98	50.6	-17.6	68.2	39.1	35.21	11.5	35.21	196	24	P	H
		5454.4	53.91	-20.09	74	43.04	34.83	11.2	35.16	207	340	P	V
		5465.68	58.68	-9.52	68.2	47.74	34.85	11.25	35.16	207	340	P	V
		5459.44	45.88	-8.12	54	35.01	34.83	11.2	35.16	207	340	A	V
	*	5550	110.71	-	-	99.56	34.97	11.35	35.17	207	340	P	V
	*	5550	103.05	-	-	91.9	34.97	11.35	35.17	207	340	A	V
		5762.48	50.19	-18.01	68.2	38.62	35.26	11.53	35.22	207	340	P	V

802.11ac VHT40 CH 134 5670MHz		5434.7	49.36	-24.64	74	38.51	34.81	11.2	35.16	196	348	P	H
		5470	48.61	-19.59	68.2	37.67	34.85	11.25	35.16	196	348	P	H
		5450.8	40.86	-13.14	54	29.99	34.83	11.2	35.16	196	348	A	H
	*	5670	109.47	-	-	98.06	35.14	11.46	35.19	196	348	P	H
	*	5670	101.76	-	-	90.35	35.14	11.46	35.19	196	348	A	H
		5726.85	64.15	-4.05	68.2	52.64	35.21	11.5	35.2	196	348	P	H
		5376.95	49.76	-24.24	74	39.06	34.71	11.14	35.15	209	356	P	V
		5468.3	47.82	-20.38	68.2	36.88	34.85	11.25	35.16	209	356	P	V
		5458.15	41.03	-12.97	54	30.16	34.83	11.2	35.16	209	356	A	V
	*	5670	107.38	-	-	95.97	35.14	11.46	35.19	209	356	P	V
	*	5670	99.65	-	-	88.24	35.14	11.46	35.19	209	356	A	V
		5728.6	60.76	-7.44	68.2	49.25	35.21	11.5	35.2	209	356	P	V
Remark	1. No other spurious found. 2. All results are PASS against Peak and Average limit line.												

Band 3 - 5470~5725MHz

WIFI 802.11ac VHT40 (Harmonic @ 3m)

WIFI Ant. 1	Note	Frequency (MHz)	Level (dBμV/m)	Over Limit (dB)	Limit Line (dBμV/m)	Read Level (dBμV)	Antenna Factor (dB/m)	Path Loss (dB)	Preamp Factor (dB)	Ant Pos (cm)	Table Pos (deg)	Peak Avg. (P/A)	Pol. (H/V)
802.11ac VHT40 CH 102 5510MHz		11020	48.29	-25.71	74	51.13	37.81	17.81	58.46	100	0	P	H
		16530	52.76	-15.44	68.2	46.43	41.32	21.18	56.17	100	0	P	H
													H
													H
		11020	48.8	-25.2	74	51.64	37.81	17.81	58.46	100	0	P	V
		16530	51.86	-16.34	68.2	45.53	41.32	21.18	56.17	100	0	P	V
													V
													V
802.11ac VHT40 CH 110 5550MHz		11100	48.81	-25.19	74	51.29	37.86	17.92	58.26	100	0	P	H
		16650	51.79	-16.41	68.2	45.2	41.39	21.28	56.08	100	0	P	H
													H
													H
		11100	48.55	-25.45	74	51.03	37.86	17.92	58.26	100	0	P	V
		16650	52.12	-16.08	68.2	45.53	41.39	21.28	56.08	100	0	P	V
													V
													V
802.11ac VHT40 CH 134 5670MHz		11340	48.61	-25.39	74	50.08	38	18.23	57.7	100	0	P	H
		17010	52.63	-15.57	68.2	45.26	41.57	21.6	55.8	100	0	P	H
													H
													H
		11340	48.54	-25.46	74	50.01	38	18.23	57.7	100	0	P	V
		17010	52.93	-15.27	68.2	45.56	41.57	21.6	55.8	100	0	P	V
													V
													V
Remark	1. No other spurious found. 2. All results are PASS against Peak and Average limit line.												

Band 3 5470~5725MHz

WIFI 802.11ac VHT80 (Band Edge @ 3m)

WIFI Ant. 1	Note	Frequency (MHz)	Level (dBμV/m)	Over Limit (dB)	Limit Line (dBμV/m)	Read Level (dBμV)	Antenna Factor (dB/m)	Path Loss (dB)	Preamp Factor (dB)	Ant Pos (cm)	Table Pos (deg)	Peak Avg. (P/A)	Pol. (H/V)
802.11ac VHT80 CH 106 5530MHz		5458.72	57.59	-16.41	74	46.58	34.97	11.2	35.16	218	24	P	H
		5465.68	59.59	-8.61	68.2	48.52	34.98	11.25	35.16	218	24	P	H
		5458.48	49.24	-4.76	54	38.23	34.97	11.2	35.16	218	24	A	H
	*	5530	101.67	-	-	90.53	35.01	11.3	35.17	218	24	P	H
	*	5530	94.74	-	-	83.6	35.01	11.3	35.17	218	24	A	H
		5731.925	50.2	-18	68.2	38.73	35.18	11.5	35.21	218	24	P	H
		5455.84	59.05	-14.95	74	48.04	34.97	11.2	35.16	209	339	P	V
		5470	59.68	-8.52	68.2	48.61	34.98	11.25	35.16	209	339	P	V
		5458	51.06	-2.94	54	40.05	34.97	11.2	35.16	209	339	A	V
	*	5530	102.64	-	-	91.5	35.01	11.3	35.17	209	339	P	V
	*	5530	95.38	-	-	84.24	35.01	11.3	35.17	209	339	A	V
		5750.195	50.86	-17.34	68.2	39.35	35.19	11.53	35.21	209	339	P	V
802.11ac VHT80 CH 122 5610MHz		5458.5	54.26	-19.74	74	43.25	34.97	11.2	35.16	257	26	P	H
		5464.8	55.3	-12.9	68.2	44.23	34.98	11.25	35.16	257	26	P	H
		5458.5	46.39	-7.61	54	35.38	34.97	11.2	35.16	257	26	A	H
	*	5610	107.25	-	-	95.95	35.08	11.4	35.18	257	26	P	H
	*	5610	99.34	-	-	88.04	35.08	11.4	35.18	257	26	A	H
		5726.675	62.92	-5.28	68.2	51.44	35.18	11.5	35.2	257	26	P	H
		5458.15	54.89	-19.11	74	43.88	34.97	11.2	35.16	222	24	P	V
		5464.8	56.7	-11.5	68.2	45.63	34.98	11.25	35.16	222	24	P	V
		5458.5	46.97	-7.03	54	35.96	34.97	11.2	35.16	222	24	A	V
	*	5610	108.59	-	-	97.29	35.08	11.4	35.18	222	24	P	V
	*	5610	100.78	-	-	89.48	35.08	11.4	35.18	222	24	A	V
		5733.15	64.88	-3.32	68.2	53.41	35.18	11.5	35.21	222	24	P	V
Remark	1. No other spurious found. 2. All results are PASS against Peak and Average limit line.												

Band 3 5470~5725MHz

WIFI 802.11ac VHT80 (Harmonic @ 3m)

WIFI Ant. 1	Note	Frequency (MHz)	Level (dBμV/m)	Over Limit (dB)	Limit Line (dBμV/m)	Read Level (dBμV)	Antenna Factor (dB/m)	Path Loss (dB)	Preamp Factor (dB)	Ant Pos (cm)	Table Pos (deg)	Peak Avg. (P/A)	Pol. (H/V)
802.11ac VHT80 CH 106 5530MHz		11060	49.23	-24.77	74	51.86	37.84	17.87	58.34	100	0	P	H
		16590	52.07	-16.13	68.2	45.6	41.35	21.25	56.13	100	0	P	H
													H
													H
		11060	49.17	-24.83	74	51.8	37.84	17.87	58.34	100	0	P	V
		16590	52.12	-16.08	68.2	45.65	41.35	21.25	56.13	100	0	P	V
													V
													V
802.11ac VHT80 CH 122 5610MHz		11220	49.24	-24.76	74	51.22	37.93	18.07	57.98	100	0	P	H
		16830	51.91	-16.29	68.2	44.9	41.5	21.45	55.94	100	0	P	H
													H
													H
		11220	49.26	-24.74	74	51.24	37.93	18.07	57.98	100	0	P	V
		16830	52.7	-15.5	68.2	45.69	41.5	21.45	55.94	100	0	P	V
													V
													V
Remark	1. No other spurious found. 2. All results are PASS against Peak and Average limit line.												

Band 3 - Straddle Channel

WIFI 802.11a (Band Edge @ 3m)

WIFI Ant.	Note	Frequency	Level	Over Limit	Limit Line	Read Level	Antenna Factor	Path Loss	Preamp Factor	Ant Pos	Table Pos	Peak Avg.	Pol.
1		(MHz)	(dBμV/m)	(dB)	(dBμV/m)	(dBμV)	(dB/m)	(dB)	(dB)	(cm)	(deg)	(P/A)	(H/V)
802.11a CH 144 5720MHz	*	5720	112.16	-	-	100.68	35.18	11.5	35.2	220	343	P	H
	*	5720	104.9	-	-	93.42	35.18	11.5	35.2	220	343	A	H
													H
													H
													H
													H
	*	5720	112.41	-	-	100.93	35.18	11.5	35.2	201	354	P	V
	*	5720	105.36	-	-	93.88	35.18	11.5	35.2	201	354	A	V
													V
													V
													V
													V
Remark	1. No other spurious found. 2. All results are PASS against Peak and Average limit line.												

Band 3 - Straddle Channel

WIFI 802.11a (Harmonic @ 3m)

WIFI Ant. 1	Note	Frequency (MHz)	Level (dBμV/m)	Over Limit (dB)	Limit Line (dBμV/m)	Read Level (dBμV)	Antenna Factor (dB/m)	Path Loss (dB)	Preamp Factor (dB)	Ant Pos (cm)	Table Pos (deg)	Peak Avg. (P/A)	Pol. (H/V)
802.11a CH 144 5720MHz		11440	47.28	-26.72	74	48.3	38.06	18.38	57.46	100	0	P	H
		17160	50.33	-17.87	68.2	43.06	41.3	21.74	55.77	100	0	P	H
													H
													H
		11440	46.48	-27.52	74	47.5	38.06	18.38	57.46	100	0	P	V
		17160	50.77	-17.43	68.2	43.5	41.3	21.74	55.77	100	0	P	V
													V
													V
Remark	1. No other spurious found. 2. All results are PASS against Peak and Average limit line.												

Band 3 - Straddle Channel

WIFI 802.11ac VHT20 (Band Edge @ 3m)

WIFI Ant. 1	Note	Frequency (MHz)	Level (dBμV/m)	Over Limit (dB)	Limit Line (dBμV/m)	Read Level (dBμV)	Antenna Factor (dB/m)	Path Loss (dB)	Preamp Factor (dB)	Ant Pos (cm)	Table Pos (deg)	Peak Avg. (P/A)	Pol. (H/V)
802.11ac VHT20 CH 144 5720MHz	*	5720	112.14	-	-	100.66	35.18	11.5	35.2	225	345	P	H
	*	5720	104.16	-	-	92.68	35.18	11.5	35.2	225	345	A	H
													H
													H
													H
													H
	*	5720	112.68	-	-	101.2	35.18	11.5	35.2	212	355	P	V
	*	5720	104.86	-	-	93.38	35.18	11.5	35.2	212	355	A	V
													V
													V
													V
													V
Remark	1. No other spurious found. 2. All results are PASS against Peak and Average limit line.												

Band 3 - Straddle Channel

WIFI 802.11ac VHT20 (Harmonic @ 3m)

WIFI Ant. 1	Note	Frequency (MHz)	Level (dBμV/m)	Over Limit (dB)	Limit Line (dBμV/m)	Read Level (dBμV)	Antenna Factor (dB/m)	Path Loss (dB)	Preamp Factor (dB)	Ant Pos (cm)	Table Pos (deg)	Peak Avg. (P/A)	Pol. (H/V)
802.11ac VHT20 CH 144 5720MHz		11440	46.63	-27.37	74	47.65	38.06	18.38	57.46	100	0	P	H
		17160	51.46	-16.74	68.2	44.19	41.3	21.74	55.77	100	0	P	H
													H
													H
		11440	46.47	-27.53	74	47.49	38.06	18.38	57.46	100	0	P	V
		17160	51.64	-16.56	68.2	44.37	41.3	21.74	55.77	100	0	P	V
													V
													V
Remark	1. No other spurious found. 2. All results are PASS against Peak and Average limit line.												

Band 3 - Straddle Channel

WIFI 802.11ac VHT40 (Band Edge @ 3m)

WIFI Ant. 1	Note	Frequency (MHz)	Level (dBμV/m)	Over Limit (dB)	Limit Line (dBμV/m)	Read Level (dBμV)	Antenna Factor (dB/m)	Path Loss (dB)	Preamp Factor (dB)	Ant Pos (cm)	Table Pos (deg)	Peak Avg. (P/A)	Pol. (H/V)
802.11ac VHT40 CH 142 5710MHz	*	5710	109.98	-	-	98.51	35.17	11.5	35.2	224	344	P	H
	*	5710	101.96	-	-	90.49	35.17	11.5	35.2	224	344	A	H
													H
													H
													H
													H
	*	5710	108.25	-	-	96.78	35.17	11.5	35.2	217	355	P	V
	*	5710	102.53	-	-	91.06	35.17	11.5	35.2	217	355	A	V
													V
													V
													V
													V
Remark	1. No other spurious found. 2. All results are PASS against Peak and Average limit line.												

Band 3 - Straddle Channel

WIFI 802.11ac VHT40 (Harmonic @ 3m)

WIFI Ant. 1	Note	Frequency (MHz)	Level (dBμV/m)	Over Limit (dB)	Limit Line (dBμV/m)	Read Level (dBμV)	Antenna Factor (dB/m)	Path Loss (dB)	Preamp Factor (dB)	Ant Pos (cm)	Table Pos (deg)	Peak Avg. (P/A)	Pol. (H/V)
802.11ac VHT40 CH 142 5710MHz		11420	46.43	-27.57	74	47.55	38.05	18.33	57.5	100	0	P	H
		17160	51.07	-17.13	68.2	43.8	41.3	21.74	55.77	100	0	P	H
													H
													H
		11420	46.03	-27.97	74	47.15	38.05	18.33	57.5	100	0	P	V
		17160	51.08	-17.12	68.2	43.81	41.3	21.74	55.77	100	0	P	V
													V
													V
Remark	1. No other spurious found. 2. All results are PASS against Peak and Average limit line.												

Band 3 - Straddle Channel

WIFI 802.11ac VHT80 (Band Edge @ 3m)

WIFI Ant. 1	Note	Frequency (MHz)	Level (dBμV/m)	Over Limit (dB)	Limit Line (dBμV/m)	Read Level (dBμV)	Antenna Factor (dB/m)	Path Loss (dB)	Preamp Factor (dB)	Ant Pos (cm)	Table Pos (deg)	Peak Avg. (P/A)	Pol. (H/V)
802.11ac VHT80 CH 138 5690MHz	*	5690	107.09	-	-	95.68	35.15	11.46	35.2	245	31	P	H
	*	5690	99.44	-	-	88.03	35.15	11.46	35.2	245	31	A	H
													H
													H
													H
													H
	*	5690	108.34	-	-	96.93	35.15	11.46	35.2	210	354	P	V
	*	5690	100.18	-	-	88.77	35.15	11.46	35.2	210	354	A	V
													V
													V
													V
													V
Remark	1. No other spurious found. 2. All results are PASS against Peak and Average limit line.												

Band 3 - Straddle Channel

WIFI 802.11ac VHT80 (Harmonic @ 3m)

WIFI Ant. 1	Note	Frequency (MHz)	Level (dBμV/m)	Over Limit (dB)	Limit Line (dBμV/m)	Read Level (dBμV)	Antenna Factor (dB/m)	Path Loss (dB)	Preamp Factor (dB)	Ant Pos (cm)	Table Pos (deg)	Peak Avg. (P/A)	Pol. (H/V)
802.11ac VHT80 CH 138 5690MHz		11380	46.54	-27.46	74	47.81	38.03	18.28	57.58	100	0	P	H
		17070	50.82	-17.38	68.2	43.47	41.48	21.66	55.79	100	0	P	H
													H
													H
		11380	47.77	-26.23	74	49.04	38.03	18.28	57.58	100	0	P	V
		17070	51.69	-16.51	68.2	44.34	41.48	21.66	55.79	100	0	P	V
													V
													V
Remark	1. No other spurious found. 2. All results are PASS against Peak and Average limit line.												

Emission below 1GHz

WIFI 802.11ac VHT80 (LF @ 3m)

WIFI	Note	Frequency	Level	Over	Limit	Read	Antenna	Path	Preamp	Ant	Table	Peak	Pol.
Ant.				Limit	Line	Level	Factor	Loss	Factor	Pos	Pos	Avg.	
1		(MHz)	(dBμV/m)	(dB)	(dBμV/m)	(dBμV)	(dB/m)	(dB)	(dB)	(cm)	(deg)	(P/A)	(H/V)
802.11ac VHT80 LF		30.27	21.53	-18.47	40	26.95	24.6	1.33	31.35	-	-	P	H
		135.03	34.75	-8.75	43.5	46.86	17.4	2.01	31.52	100	0	P	H
		294.6	28.16	-17.84	46	37.55	19.06	2.86	31.31	-	-	P	H
		871.2	31.1	-14.9	46	27.8	28.96	4.88	30.54	-	-	P	H
		929.3	31.56	-14.44	46	27.65	29.46	4.97	30.52	-	-	P	H
		953.1	32.41	-13.59	46	27.33	30.54	5.05	30.51	-	-	P	H
													H
													H
													H
													H
													H
													H
		30	31.09	-8.91	40	36.51	24.6	1.33	31.35	100	0	P	V
		49.17	27.58	-12.42	40	43.19	14.66	1.34	31.61	-	-	P	V
		96.96	33.9	-9.6	43.5	48.27	15.45	1.74	31.56	-	-	P	V
		850.9	32.54	-13.46	46	29.57	28.78	4.74	30.55	-	-	P	V
		916	31.21	-14.79	46	27.7	29.06	4.97	30.52	-	-	P	V
		957.3	31.97	-14.03	46	26.68	30.75	5.05	30.51	-	-	P	V
													V
													V
													V
													V
													V
													V
Remark	1. No other spurious found. 2. All results are PASS against limit line.												

Band 1 - 5150~5250MHz

WIFI 802.11a (Band Edge @ 3m)

WIFI Ant. 2	Note	Frequency (MHz)	Level (dBμV/m)	Over Limit (dB)	Limit Line (dBμV/m)	Read Level (dBμV)	Antenna Factor (dB/m)	Path Loss (dB)	Preamp Factor (dB)	Ant Pos (cm)	Table Pos (deg)	Peak Avg. (P/A)	Pol. (H/V)
802.11a CH 36 5180MHz		5146.38	67.27	-6.73	74	56.97	34.41	11.03	35.14	103	332	P	H
		5150	50.2	-3.8	54	39.9	34.41	11.03	35.14	103	332	A	H
	*	5180	116.03	-	-	105.68	34.46	11.03	35.14	103	332	P	H
	*	5180	108.37	-	-	98.02	34.46	11.03	35.14	103	332	A	H
													H
													H
		5134.42	57.74	-16.26	74	47.53	34.39	10.96	35.14	376	24	P	V
		5150	45.49	-8.51	54	35.19	34.41	11.03	35.14	376	24	A	V
	*	5180	111.98	-	-	101.63	34.46	11.03	35.14	376	24	P	V
	*	5180	104.48	-	-	94.13	34.46	11.03	35.14	376	24	A	V
													V
													V
802.11a CH 44 5220MHz		5139.88	54.39	-19.61	74	43.78	34.79	10.96	35.14	100	335	P	H
		5148.98	43.35	-10.65	54	32.67	34.79	11.03	35.14	100	335	A	H
	*	5220	116.5	-	-	105.71	34.83	11.1	35.14	100	335	P	H
	*	5220	108.93	-	-	98.14	34.83	11.1	35.14	100	335	A	H
		5364.24	49.56	-24.44	74	38.65	34.92	11.14	35.15	100	335	P	H
		5356.4	41.32	-12.68	54	30.42	34.91	11.14	35.15	100	335	A	H
		5100.62	49.45	-24.55	74	38.87	34.76	10.96	35.14	300	19	P	V
		5150	40.15	-13.85	54	29.47	34.79	11.03	35.14	300	19	A	V
	*	5220	112.02	-	-	101.23	34.83	11.1	35.14	300	19	P	V
	*	5220	104.68	-	-	93.89	34.83	11.1	35.14	300	19	A	V
		5428.36	50.08	-23.92	74	39.09	34.95	11.2	35.16	300	19	P	V
		5352.48	40.37	-13.63	54	29.47	34.91	11.14	35.15	300	19	A	V

802.11a CH 48 5240MHz		5095.42	51.64	-22.36	74	41.12	34.76	10.9	35.14	100	336	P	H
		5149.24	41.11	-12.89	54	30.43	34.79	11.03	35.14	100	336	A	H
	*	5240	116.53	-	-	105.72	34.84	11.11	35.14	100	336	P	H
	*	5240	108.88	-	-	98.07	34.84	11.11	35.14	100	336	A	H
		5357.24	50.7	-23.3	74	39.8	34.91	11.14	35.15	100	336	P	H
		5350	41.85	-12.15	54	30.95	34.91	11.14	35.15	100	336	A	H
		5115.18	48.73	-25.27	74	38.14	34.77	10.96	35.14	370	48	P	V
		5127.92	39.78	-14.22	54	29.18	34.78	10.96	35.14	370	48	A	V
	*	5240	113.18	-	-	102.37	34.84	11.11	35.14	370	48	P	V
	*	5240	105.83	-	-	95.02	34.84	11.11	35.14	370	48	A	V
		5446.84	49.4	-24.6	74	38.39	34.97	11.2	35.16	370	48	P	V
		5361.16	40.84	-13.16	54	29.93	34.92	11.14	35.15	370	48	A	V
Remark	1. No other spurious found. 2. All results are PASS against Peak and Average limit line.												

Band 1 5150~5250MHz

WIFI 802.11a (Harmonic @ 3m)

WIFI Ant. 2	Note	Frequency (MHz)	Level (dBμV/m)	Over Limit (dB)	Limit Line (dBμV/m)	Read Level (dBμV)	Antenna Factor (dB/m)	Path Loss (dB)	Preamp Factor (dB)	Ant Pos (cm)	Table Pos (deg)	Peak Avg. (P/A)	Pol. (H/V)
802.11a CH 36 5180MHz		10360	46.4	-21.8	68.2	51.5	37.23	17	59.33	100	0	P	H
		15540	49.27	-24.73	74	45.51	39.83	20.52	56.59	100	0	P	H
													H
													H
		10360	45.29	-22.91	68.2	50.39	37.23	17	59.33	100	0	P	V
		15540	49.56	-24.44	74	45.8	39.83	20.52	56.59	100	0	P	V
													V
													V
802.11a CH 44 5220MHz		10440	47.01	-21.19	68.2	51.75	37.43	17.1	59.27	100	0	P	H
		15660	49.43	-24.57	74	45.27	40.16	20.57	56.57	100	0	P	H
													H
													H
		10440	46.99	-21.21	68.2	51.73	37.43	17.1	59.27	100	0	P	V
		15660	49.6	-24.4	74	45.44	40.16	20.57	56.57	100	0	P	V
													V
													V
802.11a CH 48 5240MHz		10480	46.75	-21.45	68.2	51.34	37.48	17.15	59.22	100	0	P	H
		15720	49.77	-24.23	74	45.5	40.22	20.61	56.56	100	0	P	H
													H
													H
		10480	46.78	-21.42	68.2	51.37	37.48	17.15	59.22	100	0	P	V
		15720	49.36	-24.64	74	45.09	40.22	20.61	56.56	100	0	P	V
													V
													V
Remark	1. No other spurious found. 2. All results are PASS against Peak and Average limit line.												

Band 1 5150~5250MHz

WIFI 802.11ac VHT20 (Band Edge @ 3m)

WIFI Ant. 2	Note	Frequency (MHz)	Level (dBμV/m)	Over Limit (dB)	Limit Line (dBμV/m)	Read Level (dBμV)	Antenna Factor (dB/m)	Path Loss (dB)	Preamp Factor (dB)	Ant Pos (cm)	Table Pos (deg)	Peak Avg. (P/A)	Pol. (H/V)
802.11ac VHT20 CH 36 5180MHz		5130.26	64.99	-9.01	74	54.78	34.39	10.96	35.14	102	337	P	H
		5150	50.54	-3.46	54	40.24	34.41	11.03	35.14	102	337	A	H
	*	5180	115.61	-	-	105.26	34.46	11.03	35.14	102	337	P	H
	*	5180	107.98	-	-	97.63	34.46	11.03	35.14	102	337	A	H
													H
													H
		5147.68	62.19	-11.81	74	51.89	34.41	11.03	35.14	374	5	P	V
		5149.76	45.54	-8.46	54	35.24	34.41	11.03	35.14	374	5	A	V
	*	5180	112.13	-	-	101.78	34.46	11.03	35.14	374	5	P	V
	*	5180	104.41	-	-	94.06	34.46	11.03	35.14	374	5	A	V
													V
													V
802.11ac VHT20 CH 44 5220MHz		5148.46	58.73	-15.27	74	48.05	34.79	11.03	35.14	103	336	P	H
		5150	43.26	-10.74	54	32.58	34.79	11.03	35.14	103	336	A	H
	*	5220	116.13	-	-	105.34	34.83	11.1	35.14	103	336	P	H
	*	5220	108.47	-	-	97.68	34.83	11.1	35.14	103	336	A	H
		5424.72	49.65	-24.35	74	38.66	34.95	11.2	35.16	103	336	P	H
		5353.88	41.31	-12.69	54	30.41	34.91	11.14	35.15	103	336	A	H
		5077.74	50.01	-23.99	74	39.49	34.75	10.9	35.13	300	18	P	V
		5148.72	40.14	-13.86	54	29.46	34.79	11.03	35.14	300	18	A	V
	*	5220	111.69	-	-	100.9	34.83	11.1	35.14	300	18	P	V
	*	5220	103.94	-	-	93.15	34.83	11.1	35.14	300	18	A	V
		5440.12	50.03	-23.97	74	39.03	34.96	11.2	35.16	300	18	P	V
		5357.8	40.44	-13.56	54	29.54	34.91	11.14	35.15	300	18	A	V

802.11ac VHT20 CH 48 5240MHz		5148.98	52.02	-21.98	74	41.34	34.79	11.03	35.14	100	308	P	H
		5144.04	40.88	-13.12	54	30.2	34.79	11.03	35.14	100	308	A	H
	*	5240	115.95	-	-	105.14	34.84	11.11	35.14	100	308	P	H
	*	5240	108.29	-	-	97.48	34.84	11.11	35.14	100	308	A	H
		5352.48	54.01	-19.99	74	43.11	34.91	11.14	35.15	100	308	P	H
		5353.6	41.95	-12.05	54	31.05	34.91	11.14	35.15	100	308	A	H
		5050.18	49.36	-24.64	74	38.93	34.73	10.83	35.13	370	48	P	V
		5120.9	39.79	-14.21	54	29.2	34.77	10.96	35.14	370	48	A	V
	*	5240	113.01	-	-	102.2	34.84	11.11	35.14	370	48	P	V
	*	5240	105.34	-	-	94.53	34.84	11.11	35.14	370	48	A	V
		5384.68	49.65	-24.35	74	38.72	34.93	11.15	35.15	370	48	P	V
		5360.32	40.84	-13.16	54	29.94	34.91	11.14	35.15	370	48	A	V
Remark	1. No other spurious found. 2. All results are PASS against Peak and Average limit line.												

Band 1 5150~5250MHz

WIFI 802.11ac VHT20 (Harmonic @ 3m)

WIFI Ant. 2	Note	Frequency (MHz)	Level (dBµV/m)	Over Limit (dB)	Limit Line (dBµV/m)	Read Level (dBµV)	Antenna Factor (dB/m)	Path Loss (dB)	Preamp Factor (dB)	Ant Pos (cm)	Table Pos (deg)	Peak Avg. (P/A)	Pol. (H/V)
802.11ac VHT20 CH 36 5180MHz		10360	46.03	-22.17	68.2	51.13	37.23	17	59.33	100	0	P	H
		15540	49.16	-24.84	74	45.4	39.83	20.52	56.59	100	0	P	H
													H
													H
		10360	45.14	-23.06	68.2	50.24	37.23	17	59.33	100	0	P	V
		15540	49.12	-24.88	74	45.36	39.83	20.52	56.59	100	0	P	V
													V
													V
802.11ac VHT20 CH 44 5220MHz		10440	47.76	-20.44	68.2	52.5	37.43	17.1	59.27	100	0	P	H
		15660	49.97	-24.03	74	45.81	40.16	20.57	56.57	100	0	P	H
													H
													H
		10440	47.09	-21.11	68.2	51.83	37.43	17.1	59.27	100	0	P	V
		15660	49.62	-24.38	74	45.46	40.16	20.57	56.57	100	0	P	V
													V
													V
802.11ac VHT20 CH 48 5240MHz		10480	47.06	-21.14	68.2	51.65	37.48	17.15	59.22	100	0	P	H
		15720	49.86	-24.14	74	45.59	40.22	20.61	56.56	100	0	P	H
													H
													H
		10480	46.91	-21.29	68.2	51.5	37.48	17.15	59.22	100	0	P	V
		15720	49.94	-24.06	74	45.67	40.22	20.61	56.56	100	0	P	V
													V
													V
Remark	1. No other spurious found. 2. All results are PASS against Peak and Average limit line.												

Band 1 5150~5250MHz

WIFI 802.11ac VHT40 (Band Edge @ 3m)

WIFI Ant. 2	Note	Frequency (MHz)	Level (dBμV/m)	Over Limit (dB)	Limit Line (dBμV/m)	Read Level (dBμV)	Antenna Factor (dB/m)	Path Loss (dB)	Preamp Factor (dB)	Ant Pos (cm)	Table Pos (deg)	Peak Avg. (P/A)	Pol. (H/V)
802.11ac VHT40 CH 38 5190MHz		5137.8	62.02	-11.98	74	51.81	34.39	10.96	35.14	110	333	P	H
		5149.24	51.37	-2.63	54	41.07	34.41	11.03	35.14	110	333	A	H
	*	5190	109.32	-	-	98.9	34.46	11.1	35.14	110	333	P	H
	*	5190	101.47	-	-	91.05	34.46	11.1	35.14	110	333	A	H
		5451.6	50.17	-23.83	74	39.3	34.83	11.2	35.16	110	333	P	H
		5351.36	41.26	-12.74	54	30.58	34.69	11.14	35.15	110	333	A	H
		5150	51	-23	74	40.7	34.41	11.03	35.14	377	42	P	V
		5150	44.4	-9.6	54	34.1	34.41	11.03	35.14	377	42	A	V
	*	5190	106.51	-	-	96.09	34.46	11.1	35.14	377	42	P	V
	*	5190	98.44	-	-	88.02	34.46	11.1	35.14	377	42	A	V
		5433.4	49.15	-24.85	74	38.3	34.81	11.2	35.16	377	42	P	V
		5440.68	40.78	-13.22	54	29.93	34.81	11.2	35.16	377	42	A	V
802.11ac VHT40 CH 46 5230MHz		5147.42	60.41	-13.59	74	50.11	34.41	11.03	35.14	100	334	P	H
		5149.24	47.5	-6.5	54	37.2	34.41	11.03	35.14	100	334	A	H
	*	5230	114.05	-	-	103.55	34.53	11.11	35.14	100	334	P	H
	*	5230	106.02	-	-	95.52	34.53	11.11	35.14	100	334	A	H
		5354.72	55.76	-18.24	74	45.08	34.69	11.14	35.15	100	334	P	H
		5353.32	44.4	-9.6	54	33.72	34.69	11.14	35.15	100	334	A	H
		5147.42	53.16	-20.84	74	42.86	34.41	11.03	35.14	314	36	P	V
		5149.5	41.4	-12.6	54	31.1	34.41	11.03	35.14	314	36	A	V
	*	5230	109.97	-	-	99.47	34.53	11.11	35.14	314	36	P	V
	*	5230	102.17	-	-	91.67	34.53	11.11	35.14	314	36	A	V
		5358.92	53.07	-20.93	74	42.39	34.69	11.14	35.15	314	36	P	V
		5356.96	41.8	-12.2	54	31.12	34.69	11.14	35.15	314	36	A	V
Remark	1. No other spurious found. 2. All results are PASS against Peak and Average limit line.												

Band 1 5150~5250MHz

WIFI 802.11ac VHT40 (Harmonic @ 3m)

WIFI Ant. 2	Note	Frequency (MHz)	Level (dBμV/m)	Over Limit (dB)	Limit Line (dBμV/m)	Read Level (dBμV)	Antenna Factor (dB/m)	Path Loss (dB)	Preamp Factor (dB)	Ant Pos (cm)	Table Pos (deg)	Peak Avg. (P/A)	Pol. (H/V)
802.11ac VHT40 CH 38 5190MHz		10380	45.78	-22.42	68.2	50.83	37.27	17	59.32	100	0	P	H
		15570	48.12	-25.88	74	44.3	39.87	20.54	56.59	100	0	P	H
													H
													H
		10380	46.27	-21.93	68.2	51.32	37.27	17	59.32	100	0	P	V
		15570	48.83	-25.17	74	45.01	39.87	20.54	56.59	100	0	P	V
													V
													V
802.11ac VHT40 CH 46 5230MHz		10460	47.25	-20.95	68.2	52.05	37.35	17.1	59.25	100	0	P	H
		15690	49.71	-24.29	74	45.86	39.82	20.59	56.56	100	0	P	H
													H
													H
		10460	46.62	-21.58	68.2	51.42	37.35	17.1	59.25	100	0	P	V
		15690	49.87	-24.13	74	46.02	39.82	20.59	56.56	100	0	P	V
													V
													V
Remark	1. No other spurious found. 2. All results are PASS against Peak and Average limit line.												

Band 1 5150~5250MHz

WIFI 802.11ac VHT80 (Band Edge @ 3m)

WIFI Ant. 2	Note	Frequency (MHz)	Level (dBμV/m)	Over Limit (dB)	Limit Line (dBμV/m)	Read Level (dBμV)	Antenna Factor (dB/m)	Path Loss (dB)	Preamp Factor (dB)	Ant Pos (cm)	Table Pos (deg)	Peak Avg. (P/A)	Pol. (H/V)
802.11ac VHT80 CH 42 5210MHz		5144.56	59.51	-14.49	74	48.83	34.79	11.03	35.14	100	334	P	H
		5150	50.65	-3.35	54	39.97	34.79	11.03	35.14	100	334	A	H
	*	5210	105.44	-	-	94.65	34.83	11.1	35.14	100	334	P	H
	*	5210	97.77	-	-	86.98	34.83	11.1	35.14	100	334	A	H
		5401.2	50.72	-23.28	74	39.79	34.94	11.15	35.16	100	334	P	H
		5351.64	42.95	-11.05	54	32.05	34.91	11.14	35.15	100	334	A	H
		5125.84	51.25	-22.75	74	40.65	34.78	10.96	35.14	350	20	P	V
		5149.5	42.77	-11.23	54	32.09	34.79	11.03	35.14	350	20	A	V
	*	5210	103.04	-	-	92.25	34.83	11.1	35.14	350	20	P	V
	*	5210	95.44	-	-	84.65	34.83	11.1	35.14	350	20	A	V
		5351.92	50.65	-23.35	74	39.75	34.91	11.14	35.15	350	20	P	V
		5371.52	41.66	-12.34	54	30.75	34.92	11.14	35.15	350	20	A	V
Remark	1. No other spurious found. 2. All results are PASS against Peak and Average limit line.												

Band 1 5150~5250MHz

WIFI 802.11ac VHT80 (Harmonic @ 3m)

WIFI Ant. 2	Note	Frequency (MHz)	Level (dBμV/m)	Over Limit (dB)	Limit Line (dBμV/m)	Read Level (dBμV)	Antenna Factor (dB/m)	Path Loss (dB)	Preamp Factor (dB)	Ant Pos (cm)	Table Pos (deg)	Peak Avg. (P/A)	Pol. (H/V)
802.11ac VHT80 CH 42 5210MHz		10420	46.22	-21.98	68.2	51.13	37.32	17.05	59.28	100	0	P	H
		15630	49.2	-24.8	74	45.33	39.87	20.57	56.57	100	0	P	H
													H
													H
		10420	46.39	-21.81	68.2	51.3	37.32	17.05	59.28	100	0	P	V
		15630	48.71	-25.29	74	44.84	39.87	20.57	56.57	100	0	P	V
													V
													V
Remark	1. No other spurious found. 2. All results are PASS against Peak and Average limit line.												

Band 2 - 5250~5350MHz

WIFI 802.11a (Band Edge @ 3m)

WIFI Ant. 2	Note	Frequency (MHz)	Level (dBμV/m)	Over Limit (dB)	Limit Line (dBμV/m)	Read Level (dBμV)	Antenna Factor (dB/m)	Path Loss (dB)	Preamp Factor (dB)	Ant Pos (cm)	Table Pos (deg)	Peak Avg. (P/A)	Pol. (H/V)
802.11a CH 52 5260MHz		5084	49.83	-24.17	74	39.31	34.75	10.9	35.13	100	314	P	H
		5143.85	40.43	-13.57	54	29.75	34.79	11.03	35.14	100	314	A	H
	*	5260	116.95	-	-	106.13	34.86	11.11	35.15	100	314	P	H
	*	5260	109.42	-	-	98.6	34.86	11.11	35.15	100	314	A	H
		5350.8	55.83	-18.17	74	44.93	34.91	11.14	35.15	100	314	P	H
		5350.56	43.37	-10.63	54	32.47	34.91	11.14	35.15	100	314	A	H
		5148.75	48.53	-25.47	74	37.85	34.79	11.03	35.14	299	58	P	V
		5133.35	39.67	-14.33	54	29.07	34.78	10.96	35.14	299	58	A	V
	*	5260	110.5	-	-	99.68	34.86	11.11	35.15	299	58	P	V
	*	5260	103.08	-	-	92.26	34.86	11.11	35.15	299	58	A	V
		5403.6	49.43	-24.57	74	38.5	34.94	11.15	35.16	299	58	P	V
		5363.04	40.12	-13.88	54	29.21	34.92	11.14	35.15	299	58	A	V
802.11a CH 60 5300MHz		5011.55	48.56	-25.44	74	38.22	34.71	10.76	35.13	100	337	P	H
		5140.35	39.94	-14.06	54	29.26	34.79	11.03	35.14	100	337	A	H
	*	5300	116.52	-	-	105.67	34.88	11.12	35.15	100	337	P	H
	*	5300	109	-	-	98.15	34.88	11.12	35.15	100	337	A	H
		5353.2	64.23	-9.77	74	53.33	34.91	11.14	35.15	100	337	P	H
		5350.08	47.44	-6.56	54	36.54	34.91	11.14	35.15	100	337	A	H
		5136.5	48.62	-25.38	74	38.02	34.78	10.96	35.14	380	27	P	V
		5141.4	39.83	-14.17	54	29.15	34.79	11.03	35.14	380	27	A	V
	*	5300	113.34	-	-	102.49	34.88	11.12	35.15	380	27	P	V
	*	5300	105.9	-	-	95.05	34.88	11.12	35.15	380	27	A	V
		5351.28	54.04	-19.96	74	43.14	34.91	11.14	35.15	380	27	P	V
		5428.32	40.73	-13.27	54	29.74	34.95	11.2	35.16	380	27	A	V

802.11a CH 64 5320MHz	*	5320	115.49	-	-	104.87	34.64	11.13	35.15	220	332	P	H
	*	5320	107.86	-	-	97.24	34.64	11.13	35.15	220	332	A	H
		5363.2	66.16	-7.84	74	55.46	34.71	11.14	35.15	220	332	P	H
		5350.08	51.82	-2.18	54	41.14	34.69	11.14	35.15	220	332	A	H
													H
													H
	*	5320	112.9	-	-	102.28	34.64	11.13	35.15	338	20	P	V
	*	5320	105.05	-	-	94.43	34.64	11.13	35.15	338	20	A	V
		5357.6	61.72	-12.28	74	51.04	34.69	11.14	35.15	338	20	P	V
		5350.4	48.06	-5.94	54	37.38	34.69	11.14	35.15	338	20	A	V
													V
													V
Remark	1. No other spurious found. 2. All results are PASS against Peak and Average limit line.												

Band 2 5250~5350MHz

WIFI 802.11a (Harmonic @ 3m)

WIFI Ant. 2	Note	Frequency (MHz)	Level (dBμV/m)	Over Limit (dB)	Limit Line (dBμV/m)	Read Level (dBμV)	Antenna Factor (dB/m)	Path Loss (dB)	Preamp Factor (dB)	Ant Pos (cm)	Table Pos (deg)	Peak Avg. (P/A)	Pol. (H/V)
802.11a CH 52 5260MHz		10520	46.56	-21.64	68.2	51.03	37.51	17.2	59.18	100	0	P	H
		15780	49.72	-24.28	74	45.36	40.28	20.62	56.54	100	0	P	H
													H
													H
		10520	46.69	-21.51	68.2	51.16	37.51	17.2	59.18	100	0	P	V
		15780	49.67	-24.33	74	45.31	40.28	20.62	56.54	100	0	P	V
													V
													V
802.11a CH 60 5300MHz		10600	47.26	-26.74	74	51.45	37.56	17.31	59.06	100	0	P	H
		15900	49.87	-24.13	74	45.31	40.4	20.68	56.52	100	0	P	H
													H
													H
		10600	48.01	-25.99	74	52.2	37.56	17.31	59.06	100	0	P	V
		15899	49.34	-24.66	74	44.78	40.4	20.68	56.52	100	0	P	V
													V
													V
802.11a CH 64 5320MHz		10640	47.34	-26.66	74	51.39	37.6	17.36	59.01	100	0	P	H
		15960	48.76	-25.24	74	44.23	40.33	20.71	56.51	100	0	P	H
													H
													H
		10640	47.32	-26.68	74	51.37	37.6	17.36	59.01	100	0	P	V
		15960	48.53	-25.47	74	44	40.33	20.71	56.51	100	0	P	V
													V
													V
Remark	1. No other spurious found. 2. All results are PASS against Peak and Average limit line.												

Band 2 5250~5350MHz

WIFI 802.11ac VHT20 (Band Edge @ 3m)

WIFI Ant. 2	Note	Frequency (MHz)	Level (dBμV/m)	Over Limit (dB)	Limit Line (dBμV/m)	Read Level (dBμV)	Antenna Factor (dB/m)	Path Loss (dB)	Preamp Factor (dB)	Ant Pos (cm)	Table Pos (deg)	Peak Avg. (P/A)	Pol. (H/V)
802.11ac VHT20 CH 52 5260MHz		5149.1	51.93	-22.07	74	41.25	34.79	11.03	35.14	100	314	P	H
		5144.2	40.42	-13.58	54	29.74	34.79	11.03	35.14	100	314	A	H
	*	5260	116.73	-	-	105.91	34.86	11.11	35.15	100	314	P	H
	*	5260	108.98	-	-	98.16	34.86	11.11	35.15	100	314	A	H
		5354.64	57.58	-16.42	74	46.68	34.91	11.14	35.15	100	314	P	H
		5351.04	43.31	-10.69	54	32.41	34.91	11.14	35.15	100	314	A	H
		5144.9	48.87	-25.13	74	38.19	34.79	11.03	35.14	366	44	P	V
		5137.2	39.87	-14.13	54	29.27	34.78	10.96	35.14	366	44	A	V
	*	5260	113.43	-	-	102.61	34.86	11.11	35.15	366	44	P	V
	*	5260	105.78	-	-	94.96	34.86	11.11	35.15	366	44	A	V
		5401.2	49.8	-24.2	74	38.87	34.94	11.15	35.16	366	44	P	V
		5383.92	40.81	-13.19	54	29.88	34.93	11.15	35.15	366	44	A	V
802.11ac VHT20 CH 60 5300MHz		5028	49.48	-24.52	74	39.06	34.72	10.83	35.13	100	338	P	H
		5150	40.1	-13.9	54	29.42	34.79	11.03	35.14	100	338	A	H
	*	5300	116.18	-	-	105.33	34.88	11.12	35.15	100	338	P	H
	*	5300	108.46	-	-	97.61	34.88	11.12	35.15	100	338	A	H
		5353.2	65.82	-8.18	74	54.92	34.91	11.14	35.15	100	338	P	H
		5350.56	47.97	-6.03	54	37.07	34.91	11.14	35.15	100	338	A	H
		5079.45	49.36	-24.64	74	38.84	34.75	10.9	35.13	380	26	P	V
		5133.35	39.65	-14.35	54	29.05	34.78	10.96	35.14	380	26	A	V
	*	5300	113.13	-	-	102.28	34.88	11.12	35.15	380	26	P	V
	*	5300	105.49	-	-	94.64	34.88	11.12	35.15	380	26	A	V
		5354.16	54.61	-19.39	74	43.71	34.91	11.14	35.15	380	26	P	V
		5397.36	40.84	-13.16	54	29.9	34.94	11.15	35.15	380	26	A	V

	*	5320	115.23	-	-	104.61	34.64	11.13	35.15	218	332	P	H
	*	5320	107.36	-	-	96.74	34.64	11.13	35.15	218	332	A	H
		5364	66.32	-7.68	74	55.62	34.71	11.14	35.15	218	332	P	H
		5350.24	52.85	-1.15	54	42.17	34.69	11.14	35.15	218	332	P	H
802.11ac													H
VHT20													H
CH 64	*	5320	112.19	-	-	101.57	34.64	11.13	35.15	338	42	P	V
5320MHz	*	5320	104.64	-	-	94.02	34.64	11.13	35.15	338	42	A	V
		5358.24	61.53	-12.47	74	50.85	34.69	11.14	35.15	338	42	P	V
		5350.08	49	-5	54	38.32	34.69	11.14	35.15	338	42	A	V
													V
													V

Remark

1. No other spurious found.
2. All results are PASS against Peak and Average limit line.

Band 2 5250~5350MHz

WIFI 802.11ac VHT20 (Harmonic @ 3m)

WIFI Ant. 2	Note	Frequency (MHz)	Level (dBµV/m)	Over Limit (dB)	Limit Line (dBµV/m)	Read Level (dBµV)	Antenna Factor (dB/m)	Path Loss (dB)	Preamp Factor (dB)	Ant Pos (cm)	Table Pos (deg)	Peak Avg. (P/A)	Pol. (H/V)
802.11ac VHT20 CH 52 5260MHz		10520	47.41	-20.79	68.2	51.96	37.43	17.2	59.18	100	0	P	H
		15780	48.69	-25.31	74	44.61	40	20.62	56.54	100	0	P	H
													H
													H
		10520	46.84	-21.36	68.2	51.39	37.43	17.2	59.18	100	0	P	V
		15780	49.31	-24.69	74	45.23	40	20.62	56.54	100	0	P	V
													V
													V
802.11ac VHT20 CH 60 5300MHz		10600	47.47	-26.53	74	51.62	37.6	17.31	59.06	100	0	P	H
		15900	49.86	-24.14	74	45.3	40.4	20.68	56.52	100	0	P	H
													H
													H
		10600	47.76	-26.24	74	51.91	37.6	17.31	59.06	100	0	P	V
		15900	49.14	-24.86	74	44.58	40.4	20.68	56.52	100	0	P	V
													V
													V
802.11ac VHT20 CH 64 5320MHz		10640	47.66	-26.34	74	51.71	37.6	17.36	59.01	100	0	P	H
		15960	48.52	-25.48	74	43.99	40.33	20.71	56.51	100	0	P	H
													H
													H
		10640	47.41	-26.59	74	51.46	37.6	17.36	59.01	100	0	P	V
		15960	49.3	-24.7	74	44.77	40.33	20.71	56.51	100	0	P	V
													V
													V
Remark	1. No other spurious found. 2. All results are PASS against Peak and Average limit line.												

Band 2 5250~5350MHz

WIFI 802.11ac VHT40 (Band Edge @ 3m)

WIFI Ant. 2	Note	Frequency (MHz)	Level (dBμV/m)	Over Limit (dB)	Limit Line (dBμV/m)	Read Level (dBμV)	Antenna Factor (dB/m)	Path Loss (dB)	Preamp Factor (dB)	Ant Pos (cm)	Table Pos (deg)	Peak Avg. (P/A)	Pol. (H/V)
802.11ac VHT40 CH 54 5270MHz		5149.8	52.8	-21.2	74	42.5	34.41	11.03	35.14	100	332	P	H
		5149.1	41.65	-12.35	54	31.35	34.41	11.03	35.14	100	332	A	H
	*	5270	113.49	-	-	102.95	34.57	11.12	35.15	100	332	P	H
	*	5270	105.71	-	-	95.17	34.57	11.12	35.15	100	332	A	H
		5353.68	63.3	-10.7	74	52.62	34.69	11.14	35.15	100	332	P	H
		5351.76	49.97	-4.03	54	39.29	34.69	11.14	35.15	100	332	A	H
		5147.35	49.74	-24.26	74	39.44	34.41	11.03	35.14	380	5	P	V
		5149.8	41.01	-12.99	54	30.71	34.41	11.03	35.14	380	5	A	V
	*	5270	110.02	-	-	99.48	34.57	11.12	35.15	380	5	P	V
	*	5270	102.08	-	-	91.54	34.57	11.12	35.15	380	5	A	V
		5370.96	52.06	-21.94	74	41.36	34.71	11.14	35.15	380	5	P	V
		5406.24	41.23	-12.77	54	30.48	34.76	11.15	35.16	380	5	A	V
802.11ac VHT40 CH 62 5310MHz		5092.75	49.03	-24.97	74	38.92	34.34	10.9	35.13	101	338	P	H
		5137.2	40.75	-13.25	54	30.54	34.39	10.96	35.14	101	338	A	H
	*	5310	108.04	-	-	97.42	34.64	11.13	35.15	101	338	P	H
	*	5310	100.26	-	-	89.64	34.64	11.13	35.15	101	338	A	H
		5355.84	65.4	-8.6	74	54.72	34.69	11.14	35.15	101	338	P	H
		5350.56	52.7	-1.3	54	42.02	34.69	11.14	35.15	101	338	A	H
		5148.4	48.49	-25.51	74	38.19	34.41	11.03	35.14	380	43	P	V
		5031.85	40.17	-13.83	54	30.22	34.25	10.83	35.13	380	43	A	V
	*	5310	106.17	-	-	95.55	34.64	11.13	35.15	380	43	P	V
	*	5310	98.36	-	-	87.74	34.64	11.13	35.15	380	43	A	V
		5352.48	58.26	-15.74	74	47.58	34.69	11.14	35.15	380	43	P	V
		5350.56	47.54	-6.46	54	36.86	34.69	11.14	35.15	380	43	A	V
Remark	1. No other spurious found. 2. All results are PASS against Peak and Average limit line.												

Band 2 5250~5350MHz

WIFI 802.11ac VHT40 (Harmonic @ 3m)

WIFI Ant. 2	Note	Frequency (MHz)	Level (dBμV/m)	Over Limit (dB)	Limit Line (dBμV/m)	Read Level (dBμV)	Antenna Factor (dB/m)	Path Loss (dB)	Preamp Factor (dB)	Ant Pos (cm)	Table Pos (deg)	Peak Avg. (P/A)	Pol. (H/V)
802.11ac VHT40 CH 54 5270MHz		10540	46.74	-21.46	68.2	51.22	37.47	17.2	59.15	100	0	P	H
		15810	49.42	-24.58	74	45.22	40.1	20.64	56.54	100	0	P	H
													H
													H
		10540	46.66	-21.54	68.2	51.14	37.47	17.2	59.15	100	0	P	V
		15810	49.76	-24.24	74	45.56	40.1	20.64	56.54	100	0	P	V
													V
													V
802.11ac VHT40 CH 62 5310MHz		10620	47.57	-26.43	74	51.69	37.6	17.31	59.03	100	0	P	H
		15930	49.35	-24.65	74	44.79	40.37	20.7	56.51	100	0	P	H
													H
													H
		10620	47.7	-26.3	74	51.82	37.6	17.31	59.03	100	0	P	V
		15930	48.97	-25.03	74	44.41	40.37	20.7	56.51	100	0	P	V
													V
													V
Remark	1. No other spurious found. 2. All results are PASS against Peak and Average limit line.												

Band 2 5250~5350MHz

WIFI 802.11ac VHT80 (Band Edge @ 3m)

WIFI Ant. 2	Note	Frequency (MHz)	Level (dBμV/m)	Over Limit (dB)	Limit Line (dBμV/m)	Read Level (dBμV)	Antenna Factor (dB/m)	Path Loss (dB)	Preamp Factor (dB)	Ant Pos (cm)	Table Pos (deg)	Peak Avg. (P/A)	Pol. (H/V)
802.11ac VHT80 CH 58 5290MHz		5095.2	48.81	-25.19	74	38.29	34.76	10.9	35.14	198	335	P	H
		5118.65	40.67	-13.33	54	30.08	34.77	10.96	35.14	198	335	A	H
	*	5290	103.89	-	-	93.05	34.87	11.12	35.15	198	335	P	H
	*	5290	96.36	-	-	85.52	34.87	11.12	35.15	198	335	A	H
		5351.28	59.82	-14.18	74	48.92	34.91	11.14	35.15	198	335	P	H
		5350.08	51.97	-2.03	54	41.07	34.91	11.14	35.15	198	335	A	H
		5040.25	49.42	-24.58	74	38.99	34.73	10.83	35.13	357	19	P	V
		5135.45	40.98	-13.02	54	30.38	34.78	10.96	35.14	357	19	A	V
	*	5290	100.11	-	-	89.27	34.87	11.12	35.15	357	19	P	V
	*	5290	92.65	-	-	81.81	34.87	11.12	35.15	357	19	A	V
		5350.8	54.9	-19.1	74	44	34.91	11.14	35.15	357	19	P	V
		5350.08	47.91	-6.09	54	37.01	34.91	11.14	35.15	357	19	A	V
Remark	1. No other spurious found. 2. All results are PASS against Peak and Average limit line.												

Band 2 5250~5350MHz

WIFI 802.11ac VHT80 (Harmonic @ 3m)

WIFI Ant. 2	Note	Frequency (MHz)	Level (dBμV/m)	Over Limit (dB)	Limit Line (dBμV/m)	Read Level (dBμV)	Antenna Factor (dB/m)	Path Loss (dB)	Preamp Factor (dB)	Ant Pos (cm)	Table Pos (deg)	Peak Avg. (P/A)	Pol. (H/V)
802.11ac VHT80 CH 58 5290MHz		10580	47.08	-21.12	68.2	51.33	37.57	17.26	59.08	100	0	P	H
		15870	49.07	-24.93	74	44.57	40.34	20.68	56.52	100	0	P	H
													H
													H
		10580	47.62	-20.58	68.2	51.87	37.57	17.26	59.08	100	0	P	V
		15870	49.84	-24.16	74	45.34	40.34	20.68	56.52	100	0	P	V
													V
													V
Remark	1. No other spurious found. 2. All results are PASS against Peak and Average limit line.												

Band 3 - 5470~5725MHz

WIFI 802.11a (Band Edge @ 3m)

WIFI Ant. 2	Note	Frequency (MHz)	Level (dBμV/m)	Over Limit (dB)	Limit Line (dBμV/m)	Read Level (dBμV)	Antenna Factor (dB/m)	Path Loss (dB)	Preamp Factor (dB)	Ant Pos (cm)	Table Pos (deg)	Peak Avg. (P/A)	Pol. (H/V)
802.11a CH 100 5500MHz		5457.04	64.76	-9.24	74	53.89	34.83	11.2	35.16	209	337	P	H
		5467.6	66.72	-1.48	68.2	55.78	34.85	11.25	35.16	209	337	P	H
		5457.36	47.71	-6.29	54	36.84	34.83	11.2	35.16	209	337	A	H
	*	5500	115.26	-	-	104.27	34.9	11.25	35.16	209	337	P	H
	*	5500	107.79	-	-	96.8	34.9	11.25	35.16	209	337	A	H
													H
		5457.36	59.96	-14.04	74	49.09	34.83	11.2	35.16	334	20	P	V
		5466.8	62.73	-5.47	68.2	51.79	34.85	11.25	35.16	334	20	P	V
		5459.92	44.38	-9.62	54	33.51	34.83	11.2	35.16	334	20	A	V
	*	5500	113.65	-	-	102.66	34.9	11.25	35.16	334	20	P	V
	*	5500	105.94	-	-	94.95	34.9	11.25	35.16	334	20	A	V
													V
802.11a CH 116 5580MHz		5403.52	50.38	-23.62	74	39.45	34.94	11.15	35.16	100	316	P	H
		5464.72	50.19	-18.01	68.2	39.12	34.98	11.25	35.16	100	316	P	H
		5459.92	40.99	-13.01	54	29.98	34.97	11.2	35.16	100	316	A	H
	*	5580	116.25	-	-	105.02	35.06	11.35	35.18	100	316	P	H
	*	5580	108.78	-	-	97.55	35.06	11.35	35.18	100	316	A	H
		5734.13	50.87	-17.33	68.2	39.4	35.18	11.5	35.21	100	316	P	H
		5429.44	49.17	-24.83	74	38.17	34.96	11.2	35.16	380	47	P	V
		5470	48.65	-19.55	68.2	37.58	34.98	11.25	35.16	380	47	P	V
		5455.84	40.5	-13.5	54	29.49	34.97	11.2	35.16	380	47	A	V
	*	5580	115.28	-	-	104.05	35.06	11.35	35.18	380	47	P	V
	*	5580	107.71	-	-	96.48	35.06	11.35	35.18	380	47	A	V
		5759.645	54.77	-13.43	68.2	43.25	35.21	11.53	35.22	380	47	P	V

802.11a CH 140 5700MHz	*	5700	111.54	-	-	100.11	35.17	11.46	35.2	204	296	P	H
	*	5700	104.02	-	-	92.59	35.17	11.46	35.2	204	296	A	H
		5727.16	65.37	-2.83	68.2	53.86	35.21	11.5	35.2	204	296	P	H
													H
													H
													H
	*	5700	109.48	-	-	98.05	35.17	11.46	35.2	380	46	P	V
	*	5700	101.91	-	-	90.48	35.17	11.46	35.2	380	46	A	V
		5725.56	62.29	-5.91	68.2	50.78	35.21	11.5	35.2	380	46	P	V
													V
													V
													V
Remark	1. No other spurious found. 2. All results are PASS against Peak and Average limit line.												

Band 3 - 5470~5725MHz

WIFI 802.11a (Harmonic @ 3m)

WIFI Ant. 2	Note	Frequency (MHz)	Level (dBμV/m)	Over Limit (dB)	Limit Line (dBμV/m)	Read Level (dBμV)	Antenna Factor (dB/m)	Path Loss (dB)	Preamp Factor (dB)	Ant Pos (cm)	Table Pos (deg)	Peak Avg. (P/A)	Pol. (H/V)
802.11a CH 100 5500MHz		11000	47.61	-26.39	74	50.5	37.8	17.81	58.5	100	0	P	H
		16500	51.2	-17	68.2	44.85	41.4	21.15	56.2	100	0	P	H
													H
													H
		11000	47.95	-26.05	74	50.84	37.8	17.81	58.5	100	0	P	V
		16500	51.52	-16.68	68.2	45.17	41.4	21.15	56.2	100	0	P	V
													V
													V
802.11a CH 116 5580MHz		11160	48.75	-25.25	74	50.93	37.9	18.02	58.1	100	0	P	H
		16740	50.64	-17.56	68.2	43.85	41.44	21.36	56.01	100	0	P	H
													H
													H
		11160	49.01	-24.99	74	51.19	37.9	18.02	58.1	100	0	P	V
		16740	50.54	-17.66	68.2	43.75	41.44	21.36	56.01	100	0	P	V
													V
													V
802.11a CH 140 5700MHz		11400	47.36	-26.64	74	48.67	37.9	18.33	57.54	100	0	P	H
		17100	52.56	-15.64	68.2	45.67	41	21.67	55.78	100	0	P	H
													H
													H
		11400	47.19	-26.81	74	48.5	37.9	18.33	57.54	100	0	P	V
		17100	51.02	-17.18	68.2	44.13	41	21.67	55.78	100	0	P	V
													V
													V
Remark	1. No other spurious found. 2. All results are PASS against Peak and Average limit line.												

Band 3 - 5470~5725MHz

WIFI 802.11ac VHT20 (Band Edge @ 3m)

WIFI Ant. 2	Note	Frequency (MHz)	Level (dBμV/m)	Over Limit (dB)	Limit Line (dBμV/m)	Read Level (dBμV)	Antenna Factor (dB/m)	Path Loss (dB)	Preamp Factor (dB)	Ant Pos (cm)	Table Pos (deg)	Peak Avg. (P/A)	Pol. (H/V)
802.11ac VHT20 CH 100 5500MHz		5451.44	63.8	-10.2	74	52.93	34.83	11.2	35.16	208	340	P	H
		5467.92	66.01	-2.19	68.2	55.07	34.85	11.25	35.16	208	340	P	H
		5458.32	48.04	-5.96	54	37.17	34.83	11.2	35.16	208	340	A	H
	*	5500	115.09	-	-	104.1	34.9	11.25	35.16	208	340	P	H
	*	5500	107.37	-	-	96.38	34.9	11.25	35.16	208	340	A	H
													H
		5457.68	59.85	-14.15	74	48.98	34.83	11.2	35.16	334	21	P	V
		5466.96	62.63	-5.57	68.2	51.69	34.85	11.25	35.16	334	21	P	V
		5456.88	45.01	-8.99	54	34.14	34.83	11.2	35.16	334	21	A	V
	*	5500	113.34	-	-	102.35	34.9	11.25	35.16	334	21	P	V
	*	5500	105.55	-	-	94.56	34.9	11.25	35.16	334	21	A	V
													V
802.11ac VHT20 CH 116 5580MHz		5445.52	49.67	-24.33	74	38.66	34.97	11.2	35.16	100	316	P	H
		5469.28	50.6	-17.6	68.2	39.53	34.98	11.25	35.16	100	316	P	H
		5459.68	41.04	-12.96	54	30.03	34.97	11.2	35.16	100	316	A	H
	*	5580	115.76	-	-	104.53	35.06	11.35	35.18	100	316	P	H
	*	5580	108.26	-	-	97.03	35.06	11.35	35.18	100	316	A	H
		5745.785	51.31	-16.89	68.2	39.8	35.19	11.53	35.21	100	316	P	H
		5423.68	50.04	-23.96	74	39.05	34.95	11.2	35.16	380	47	P	V
		5468.08	49.12	-19.08	68.2	38.05	34.98	11.25	35.16	380	47	P	V
		5459.44	40.41	-13.59	54	29.4	34.97	11.2	35.16	380	47	A	V
	*	5580	114.78	-	-	103.55	35.06	11.35	35.18	380	47	P	V
	*	5580	107.22	-	-	95.99	35.06	11.35	35.18	380	47	A	V
		5759.645	53.84	-14.36	68.2	42.32	35.21	11.53	35.22	380	47	P	V

	*	5700	111.27	-	-	99.84	35.17	11.46	35.2	225	299	P	H
	*	5700	103.6	-	-	92.17	35.17	11.46	35.2	225	299	A	H
		5725.8	65.46	-2.74	68.2	53.95	35.21	11.5	35.2	225	299	P	H
													H
802.11ac													H
VHT20													H
CH 140	*	5700	109.09	-	-	97.66	35.17	11.46	35.2	380	47	P	V
5700MHz	*	5700	101.55	-	-	90.12	35.17	11.46	35.2	380	47	A	V
		5727.48	62.77	-5.43	68.2	51.26	35.21	11.5	35.2	380	47	P	V
													V
													V
													V
Remark	1. No other spurious found. 2. All results are PASS against Peak and Average limit line.												

Band 3 - 5470~5725MHz

WIFI 802.11ac VHT20 (Harmonic @ 3m)

WIFI Ant. 2	Note	Frequency (MHz)	Level (dBµV/m)	Over Limit (dB)	Limit Line (dBµV/m)	Read Level (dBµV)	Antenna Factor (dB/m)	Path Loss (dB)	Preamp Factor (dB)	Ant Pos (cm)	Table Pos (deg)	Peak Avg. (P/A)	Pol. (H/V)
802.11ac VHT20 CH 100 5500MHz		11000	46.94	-27.06	74	49.83	37.8	17.81	58.5	100	0	P	H
		16500	51.67	-16.53	68.2	45.32	41.4	21.15	56.2	100	0	P	H
													H
													H
		11000	47.35	-26.65	74	50.24	37.8	17.81	58.5	100	0	P	V
		16500	51.66	-16.54	68.2	45.31	41.4	21.15	56.2	100	0	P	V
													V
													V
802.11ac VHT20 CH 116 5580MHz		11160	48.56	-25.44	74	50.74	37.9	18.02	58.1	100	0	P	H
		16740	51.05	-17.15	68.2	44.26	41.44	21.36	56.01	100	0	P	H
													H
													H
		11160	49.97	-24.03	74	52.15	37.9	18.02	58.1	100	0	P	V
		16740	50.39	-17.81	68.2	43.6	41.44	21.36	56.01	100	0	P	V
													V
													V
802.11ac VHT20 CH 140 5700MHz		11400	46.91	-27.09	74	48.22	37.9	18.33	57.54	100	0	P	H
		17100	50.73	-17.47	68.2	43.84	41	21.67	55.78	100	0	P	H
													H
													H
		11400	47.06	-26.94	74	48.37	37.9	18.33	57.54	100	0	P	V
		17100	51.47	-16.73	68.2	44.58	41	21.67	55.78	100	0	P	V
													V
													V
Remark	1. No other spurious found. 2. All results are PASS against Peak and Average limit line.												

Band 3 - 5470~5725MHz

WIFI 802.11ac VHT40 (Band Edge @ 3m)

WIFI Ant. 2	Note	Frequency (MHz)	Level (dBμV/m)	Over Limit (dB)	Limit Line (dBμV/m)	Read Level (dBμV)	Antenna Factor (dB/m)	Path Loss (dB)	Preamp Factor (dB)	Ant Pos (cm)	Table Pos (deg)	Peak Avg. (P/A)	Pol. (H/V)
802.11ac VHT40 CH 102 5510MHz		5457.52	63.71	-10.29	74	52.7	34.97	11.2	35.16	206	339	P	H
		5466.4	65.53	-2.67	68.2	54.46	34.98	11.25	35.16	206	339	P	H
		5458.48	48.8	-5.2	54	37.79	34.97	11.2	35.16	206	339	A	H
	*	5510	109.53	-	-	98.4	35	11.3	35.17	206	339	P	H
	*	5510	101.75	-	-	90.62	35	11.3	35.17	206	339	A	H
		5765	51.48	-16.72	68.2	39.96	35.21	11.53	35.22	206	339	P	H
		5454.64	55.55	-18.45	74	44.54	34.97	11.2	35.16	332	21	P	V
		5468.56	58.47	-9.73	68.2	47.4	34.98	11.25	35.16	332	21	P	V
		5459.68	44.16	-9.84	54	33.15	34.97	11.2	35.16	332	21	A	V
	*	5510	107.42	-	-	96.29	35	11.3	35.17	332	21	P	V
	*	5510	99.81	-	-	88.68	35	11.3	35.17	332	21	A	V
		5759.96	50.85	-17.35	68.2	39.33	35.21	11.53	35.22	332	21	P	V
802.11ac VHT40 CH 110 5550MHz		5452.24	56.09	-17.91	74	45.08	34.97	11.2	35.16	217	338	P	H
		5463.28	58.43	-9.77	68.2	47.36	34.98	11.25	35.16	217	338	P	H
		5459.44	46.83	-7.17	54	35.82	34.97	11.2	35.16	217	338	A	H
	*	5550	114.05	-	-	102.83	35.04	11.35	35.17	217	338	P	H
	*	5550	106.06	-	-	94.84	35.04	11.35	35.17	217	338	A	H
		5761.535	52.21	-15.99	68.2	40.69	35.21	11.53	35.22	217	338	P	H
		5458.96	55.26	-18.74	74	44.25	34.97	11.2	35.16	362	22	P	V
		5465.44	56.36	-11.84	68.2	45.29	34.98	11.25	35.16	362	22	P	V
		5453.92	44.45	-9.55	54	33.44	34.97	11.2	35.16	362	22	A	V
	*	5550	111.93	-	-	100.71	35.04	11.35	35.17	362	22	P	V
	*	5550	103.85	-	-	92.63	35.04	11.35	35.17	362	22	A	V
		5760.275	52.43	-15.77	68.2	40.91	35.21	11.53	35.22	362	22	P	V

802.11ac VHT40 CH 134 5670MHz		5458.85	50.01	-23.99	74	39	34.97	11.2	35.16	218	334	P	H
		5465.5	48.55	-19.65	68.2	37.48	34.98	11.25	35.16	218	334	P	H
		5419.65	41.43	-12.57	54	30.49	34.95	11.15	35.16	218	334	A	H
	*	5670	114.03	-	-	102.62	35.14	11.46	35.19	218	334	P	H
	*	5670	106.23	-	-	94.82	35.14	11.46	35.19	218	334	A	H
		5725.1	65.39	-2.81	68.2	53.91	35.18	11.5	35.2	218	334	P	H
		5432.95	49	-25	74	38	34.96	11.2	35.16	348	22	P	V
		5465.85	49.09	-19.11	68.2	38.02	34.98	11.25	35.16	348	22	P	V
		5379.75	41.08	-12.92	54	30.16	34.93	11.14	35.15	348	22	A	V
	*	5670	111.55	-	-	100.14	35.14	11.46	35.19	348	22	P	V
	*	5670	103.86	-	-	92.45	35.14	11.46	35.19	348	22	A	V
		5727.725	56.01	-12.19	68.2	44.53	35.18	11.5	35.2	348	22	P	V
Remark	1. No other spurious found. 2. All results are PASS against Peak and Average limit line.												

Band 3 - 5470~5725MHz

WIFI 802.11ac VHT40 (Harmonic @ 3m)

WIFI Ant. 2	Note	Frequency (MHz)	Level (dBμV/m)	Over Limit (dB)	Limit Line (dBμV/m)	Read Level (dBμV)	Antenna Factor (dB/m)	Path Loss (dB)	Preamp Factor (dB)	Ant Pos (cm)	Table Pos (deg)	Peak Avg. (P/A)	Pol. (H/V)
802.11ac VHT40 CH 102 5510MHz		11020	47.12	-26.88	74	49.95	37.82	17.81	58.46	100	0	P	H
		16530	51.99	-16.21	68.2	45.48	41.5	21.18	56.17	100	0	P	H
													H
													H
		11020	47.35	-26.65	74	50.18	37.82	17.81	58.46	100	0	P	V
		16530	51.89	-16.31	68.2	45.38	41.5	21.18	56.17	100	0	P	V
													V
													V
802.11ac VHT40 CH 110 5550MHz		11100	47.3	-26.7	74	49.74	37.9	17.92	58.26	100	0	P	H
		16650	52.72	-15.48	68.2	45.82	41.7	21.28	56.08	100	0	P	H
													H
													H
		11100	46.52	-27.48	74	48.96	37.9	17.92	58.26	100	0	P	V
		16650	52.59	-15.61	68.2	45.69	41.7	21.28	56.08	100	0	P	V
													V
													V
802.11ac VHT40 CH 134 5670MHz		11340	48.29	-25.71	74	49.86	37.9	18.23	57.7	100	0	P	H
		17010	52.18	-16.02	68.2	45.05	41.33	21.6	55.8	100	0	P	H
													H
													H
		11340	48.04	-25.96	74	49.61	37.9	18.23	57.7	100	0	P	V
		17010	52.14	-16.06	68.2	45.01	41.33	21.6	55.8	100	0	P	V
													V
													V
Remark	1. No other spurious found. 2. All results are PASS against Peak and Average limit line.												

Band 3 5470~5725MHz

WIFI 802.11ac VHT80 (Band Edge @ 3m)

WIFI Ant. 2	Note	Frequency (MHz)	Level (dBμV/m)	Over Limit (dB)	Limit Line (dBμV/m)	Read Level (dBμV)	Antenna Factor (dB/m)	Path Loss (dB)	Preamp Factor (dB)	Ant Pos (cm)	Table Pos (deg)	Peak Avg. (P/A)	Pol. (H/V)
802.11ac VHT80 CH 106 5530MHz		5459.2	59.98	-14.02	74	48.97	34.97	11.2	35.16	217	340	P	H
		5468.32	61.37	-6.83	68.2	50.3	34.98	11.25	35.16	217	340	P	H
		5458	52.55	-1.45	54	41.54	34.97	11.2	35.16	217	340	A	H
	*	5530	106.5	-	-	95.36	35.01	11.3	35.17	217	340	P	H
	*	5530	98.91	-	-	87.77	35.01	11.3	35.17	217	340	A	H
		5750.195	50.03	-18.17	68.2	38.52	35.19	11.53	35.21	217	340	P	H
		5458.24	52.7	-21.3	74	41.69	34.97	11.2	35.16	300	26	P	V
		5468.08	56.05	-12.15	68.2	44.98	34.98	11.25	35.16	300	26	P	V
		5459.68	45.38	-8.62	54	34.37	34.97	11.2	35.16	300	26	A	V
	*	5530	102.95	-	-	91.81	35.01	11.3	35.17	300	26	P	V
	*	5530	95.36	-	-	84.22	35.01	11.3	35.17	300	26	A	V
		5759.645	49.83	-18.37	68.2	38.31	35.21	11.53	35.22	300	26	P	V
802.11ac VHT80 CH 122 5610MHz		5457.8	57.98	-16.02	74	46.97	34.97	11.2	35.16	222	335	P	H
		5462	59.14	-9.06	68.2	48.08	34.97	11.25	35.16	222	335	P	H
		5459.55	50.31	-3.69	54	39.3	34.97	11.2	35.16	222	335	A	H
	*	5610	111.13	-	-	99.83	35.08	11.4	35.18	222	335	P	H
	*	5610	103.8	-	-	92.5	35.08	11.4	35.18	222	335	A	H
		5732.975	66.97	-1.23	68.2	55.5	35.18	11.5	35.21	222	335	P	H
		5452.9	55.44	-18.56	74	44.43	34.97	11.2	35.16	337	22	P	V
		5468.3	57.41	-10.79	68.2	46.34	34.98	11.25	35.16	337	22	P	V
		5458.5	48.17	-5.83	54	37.16	34.97	11.2	35.16	337	22	A	V
	*	5610	109.32	-	-	98.02	35.08	11.4	35.18	337	22	P	V
	*	5610	101.71	-	-	90.41	35.08	11.4	35.18	337	22	A	V
		5725.625	63.01	-5.19	68.2	51.53	35.18	11.5	35.2	337	22	P	V
Remark	1. No other spurious found. 2. All results are PASS against Peak and Average limit line.												

Band 3 5470~5725MHz

WIFI 802.11ac VHT80 (Harmonic @ 3m)

WIFI Ant. 2	Note	Frequency (MHz)	Level (dBμV/m)	Over Limit (dB)	Limit Line (dBμV/m)	Read Level (dBμV)	Antenna Factor (dB/m)	Path Loss (dB)	Preamp Factor (dB)	Ant Pos (cm)	Table Pos (deg)	Peak Avg. (P/A)	Pol. (H/V)
802.11ac VHT80 CH 106 5530MHz		11060	46.71	-27.29	74	49.31	37.87	17.87	58.34	100	0	P	H
		16590	52.4	-15.8	68.2	45.63	41.65	21.25	56.13	100	0	P	H
													H
													H
		11060	47.26	-26.74	74	49.86	37.87	17.87	58.34	100	0	P	V
		16590	52.41	-15.79	68.2	45.64	41.65	21.25	56.13	100	0	P	V
													V
													V
802.11ac VHT80 CH 122 5610MHz		11220	48.86	-25.14	74	50.95	37.82	18.07	57.98	100	0	P	H
		16830	51.98	-16.22	68.2	44.8	41.67	21.45	55.94	100	0	P	H
													H
													H
		11220	48.35	-25.65	74	50.44	37.82	18.07	57.98	100	0	P	V
		16830	52.34	-15.86	68.2	45.16	41.67	21.45	55.94	100	0	P	V
													V
													V
Remark	1. No other spurious found. 2. All results are PASS against Peak and Average limit line.												

Band 3 - Straddle Channel

WIFI 802.11a (Band Edge @ 3m)

WIFI Ant. 2	Note	Frequency (MHz)	Level (dBμV/m)	Over Limit (dB)	Limit Line (dBμV/m)	Read Level (dBμV)	Antenna Factor (dB/m)	Path Loss (dB)	Preamp Factor (dB)	Ant Pos (cm)	Table Pos (deg)	Peak Avg. (P/A)	Pol. (H/V)
802.11a CH 144 5720MHz	*	5720	116.48	-	-	105	35.18	11.5	35.2	100	314	P	H
	*	5720	109.19	-	-	97.71	35.18	11.5	35.2	100	314	A	H
													H
													H
													H
													H
	*	5722	114.03	-	-	102.55	35.18	11.5	35.2	378	47	P	V
	*	5722	106.57	-	-	95.09	35.18	11.5	35.2	378	47	A	V
													V
													V
													V
													V
Remark	1. No other spurious found. 2. All results are PASS against Peak and Average limit line.												

Band 3 - Straddle Channel

WIFI 802.11a (Harmonic @ 3m)

WIFI Ant. 2	Note	Frequency (MHz)	Level (dBµV/m)	Over Limit (dB)	Limit Line (dBµV/m)	Read Level (dBµV)	Antenna Factor (dB/m)	Path Loss (dB)	Preamp Factor (dB)	Ant Pos (cm)	Table Pos (deg)	Peak Avg. (P/A)	Pol. (H/V)
802.11a CH 144 5720MHz		10440	46.65	-21.55	68.2	51.39	37.43	17.1	59.27	100	0	P	H
		17160	50.68	-17.52	68.2	43.41	41.3	21.74	55.77	100	0	P	H
													H
													H
		10440	46.99	-21.21	68.2	51.73	37.43	17.1	59.27	100	0	P	V
		17160	50.96	-17.24	68.2	43.69	41.3	21.74	55.77	100	0	P	V
													V
													V
Remark	1. No other spurious found. 2. All results are PASS against Peak and Average limit line.												

Band 3 - Straddle Channel

WIFI 802.11ac VHT20 (Band Edge @ 3m)

WIFI Ant. 2	Note	Frequency (MHz)	Level (dBμV/m)	Over Limit (dB)	Limit Line (dBμV/m)	Read Level (dBμV)	Antenna Factor (dB/m)	Path Loss (dB)	Preamp Factor (dB)	Ant Pos (cm)	Table Pos (deg)	Peak Avg. (P/A)	Pol. (H/V)
802.11ac VHT20 CH 144 5720MHz	*	5720	115.83	-	-	104.35	35.18	11.5	35.2	100	314	P	H
	*	5720	108.66	-	-	97.18	35.18	11.5	35.2	100	314	A	H
													H
													H
													H
													H
	*	5720	113.47	-	-	101.99	35.18	11.5	35.2	380	47	P	V
	*	5720	105.92	-	-	94.44	35.18	11.5	35.2	380	47	A	V
													V
													V
													V
													V
Remark	1. No other spurious found. 2. All results are PASS against Peak and Average limit line.												

Band 3 - Straddle Channel

WIFI 802.11ac VHT20 (Harmonic @ 3m)

WIFI Ant. 2	Note	Frequency (MHz)	Level (dBμV/m)	Over Limit (dB)	Limit Line (dBμV/m)	Read Level (dBμV)	Antenna Factor (dB/m)	Path Loss (dB)	Preamp Factor (dB)	Ant Pos (cm)	Table Pos (deg)	Peak Avg. (P/A)	Pol. (H/V)
802.11ac VHT20 CH 144 5720MHz		11440	46.62	-27.38	74	47.64	38.06	18.38	57.46	100	0	P	H
		17160	51.54	-16.66	68.2	44.27	41.3	21.74	55.77	100	0	P	H
													H
													H
		11440	46.48	-27.52	74	47.5	38.06	18.38	57.46	100	0	P	V
		17160	50.5	-17.7	68.2	43.23	41.3	21.74	55.77	100	0	P	V
													V
													V
Remark	1. No other spurious found. 2. All results are PASS against Peak and Average limit line.												

Band 3 - Straddle Channel

WIFI 802.11ac VHT40 (Band Edge @ 3m)

WIFI Ant. 2	Note	Frequency (MHz)	Level (dBμV/m)	Over Limit (dB)	Limit Line (dBμV/m)	Read Level (dBμV)	Antenna Factor (dB/m)	Path Loss (dB)	Preamp Factor (dB)	Ant Pos (cm)	Table Pos (deg)	Peak Avg. (P/A)	Pol. (H/V)
802.11ac VHT40 CH 142 5710MHz	*	5710	114.23	-	-	102.76	35.17	11.5	35.2	100	314	P	H
	*	5710	106.41	-	-	94.94	35.17	11.5	35.2	100	314	A	H
													H
													H
													H
													H
	*	5710	111.14	-	-	99.67	35.17	11.5	35.2	343	38	P	V
	*	5710	103.08	-	-	91.61	35.17	11.5	35.2	343	38	A	V
													V
													V
													V
													V
Remark	1. No other spurious found. 2. All results are PASS against Peak and Average limit line.												

Band 3 - Straddle Channel

WIFI 802.11ac VHT40 (Harmonic @ 3m)

WIFI Ant. 2	Note	Frequency (MHz)	Level (dBμV/m)	Over Limit (dB)	Limit Line (dBμV/m)	Read Level (dBμV)	Antenna Factor (dB/m)	Path Loss (dB)	Preamp Factor (dB)	Ant Pos (cm)	Table Pos (deg)	Peak Avg. (P/A)	Pol. (H/V)
802.11ac VHT40 CH 142 5710MHz		11420	47.41	-26.59	74	48.53	38.05	18.33	57.5	100	0	P	H
		17130	50.79	-17.41	68.2	43.5	41.36	21.7	55.77	100	0	P	H
													H
													H
		11420	47	-27	74	48.12	38.05	18.33	57.5	100	0	P	V
		17130	51.06	-17.14	68.2	43.77	41.36	21.7	55.77	100	0	P	V
													V
													V
Remark	1. No other spurious found. 2. All results are PASS against Peak and Average limit line.												

Band 3 - Straddle Channel

WIFI 802.11ac VHT80 (Band Edge @ 3m)

WIFI Ant. 2	Note	Frequency (MHz)	Level (dBμV/m)	Over Limit (dB)	Limit Line (dBμV/m)	Read Level (dBμV)	Antenna Factor (dB/m)	Path Loss (dB)	Preamp Factor (dB)	Ant Pos (cm)	Table Pos (deg)	Peak Avg. (P/A)	Pol. (H/V)
802.11ac VHT80 CH 138 5690MHz	*	5690	111.28	-	-	99.87	35.15	11.46	35.2	100	314	P	H
	*	5690	103.77	-	-	92.36	35.15	11.46	35.2	100	314	A	H
													H
													H
													H
													H
	*	5690	109.02	-	-	97.61	35.15	11.46	35.2	345	34	P	V
	*	5690	101.16	-	-	89.75	35.15	11.46	35.2	345	34	A	V
													V
													V
													V
													V
Remark	1. No other spurious found. 2. All results are PASS against Peak and Average limit line.												

Band 3 - Straddle Channel

WIFI 802.11ac VHT80 (Harmonic @ 3m)

WIFI Ant. 2	Note	Frequency (MHz)	Level (dBμV/m)	Over Limit (dB)	Limit Line (dBμV/m)	Read Level (dBμV)	Antenna Factor (dB/m)	Path Loss (dB)	Preamp Factor (dB)	Ant Pos (cm)	Table Pos (deg)	Peak Avg. (P/A)	Pol. (H/V)
802.11ac VHT80 CH 138 5690MHz		11380	47.24	-26.76	74	48.51	38.03	18.28	57.58	100	0	P	H
		17070	51.64	-16.56	68.2	44.29	41.48	21.66	55.79	100	0	P	H
													H
													H
		11380	46.59	-27.41	74	47.86	38.03	18.28	57.58	100	0	P	V
		17070	50.76	-17.44	68.2	43.41	41.48	21.66	55.79	100	0	P	V
													V
													V
Remark	1. No other spurious found. 2. All results are PASS against Peak and Average limit line.												

Emission below 1GHz

WIFI 802.11ac VHT20 (LF @ 3m)

WIFI	Note	Frequency	Level	Over	Limit	Read	Antenna	Path	Preamp	Ant	Table	Peak	Pol.
Ant.				Limit	Line	Level	Factor	Loss	Factor	Pos	Pos	Avg.	
2		(MHz)	(dBμV/m)	(dB)	(dBμV/m)	(dBμV)	(dB/m)	(dB)	(dB)	(cm)	(deg)	(P/A)	(H/V)
802.11ac VHT20 LF		30	21.54	-18.46	40	26.96	24.6	1.33	31.35	-	-	P	H
		140.97	34.93	-8.57	43.5	46.81	17.4	2.24	31.52	100	0	P	H
		291.09	28.72	-17.28	46	38.2	18.97	2.86	31.31	-	-	P	H
		913.2	31.14	-14.86	46	27.67	29.02	4.97	30.52	-	-	P	H
		934.9	31.89	-14.11	46	27.78	29.66	4.97	30.52	-	-	P	H
		956.6	31.97	-14.03	46	26.74	30.69	5.05	30.51	-	-	P	H
													H
													H
													H
													H
													H
													H
		30	30.64	-9.36	40	36.06	24.6	1.33	31.35	100	0	P	V
		48.9	28.24	-11.76	40	43.43	15.07	1.34	31.6	-	-	P	V
		102.9	34.1	-9.4	43.5	47.37	16.25	2.04	31.56	-	-	P	V
		885.9	30.95	-15.05	46	27.74	28.85	4.89	30.53	-	-	P	V
		937	32.07	-13.93	46	27.9	29.72	4.97	30.52	-	-	P	V
		952.4	32.29	-13.71	46	27.26	30.49	5.05	30.51	-	-	P	V
													V
													V
													V
													V
													V
													V
Remark	1. No other spurious found. 2. All results are PASS against limit line.												

Band 1 - 5150~5250MHz

WIFI 802.11a (Band Edge @ 3m)

WIFI Ant. 1+2	Note	Frequency (MHz)	Level (dBμV/m)	Over Limit (dB)	Limit Line (dBμV/m)	Read Level (dBμV)	Antenna Factor (dB/m)	Path Loss (dB)	Preamp Factor (dB)	Ant Pos (cm)	Table Pos (deg)	Peak Avg. (P/A)	Pol. (H/V)
802.11a CH 36 5180MHz		5149.76	67.84	-6.16	74	57.16	34.79	11.03	35.14	107	328	P	H
		5149.76	52.05	-1.95	54	41.37	34.79	11.03	35.14	107	328	A	H
	*	5180	117.92	-	-	107.22	34.81	11.03	35.14	107	328	P	H
	*	5180	109.98	-	-	99.28	34.81	11.03	35.14	107	328	A	H
													H
													H
		5135.2	60.37	-13.63	74	49.77	34.78	10.96	35.14	376	32	P	V
		5148.2	48.13	-5.87	54	37.45	34.79	11.03	35.14	376	32	A	V
	*	5180	117.79	-	-	107.09	34.81	11.03	35.14	376	32	P	V
	*	5180	109.79	-	-	99.09	34.81	11.03	35.14	376	32	A	V
													V
													V
802.11a CH 44 5220MHz		5140.66	55.23	-18.77	74	44.55	34.79	11.03	35.14	100	343	P	H
		5150	42.66	-11.34	54	31.98	34.79	11.03	35.14	100	343	A	H
	*	5220	117.39	-	-	106.6	34.83	11.1	35.14	100	343	P	H
	*	5220	110.18	-	-	99.39	34.83	11.1	35.14	100	343	A	H
		5396.16	50.39	-23.61	74	39.45	34.94	11.15	35.15	100	343	P	H
		5350.52	41.15	-12.85	54	30.25	34.91	11.14	35.15	100	343	A	H
		5140.66	52.38	-21.62	74	41.7	34.79	11.03	35.14	353	34	P	V
		5150	41.77	-12.23	54	31.09	34.79	11.03	35.14	353	34	A	V
	*	5220	118.15	-	-	107.36	34.83	11.1	35.14	353	34	P	V
	*	5220	111.17	-	-	100.38	34.83	11.1	35.14	353	34	A	V
		5355.84	49.91	-24.09	74	39.01	34.91	11.14	35.15	353	34	P	V
		5355.84	41.01	-12.99	54	30.11	34.91	11.14	35.15	353	34	A	V

802.11a CH 48 5240MHz		5148.46	51.9	-22.1	74	41.22	34.79	11.03	35.14	107	302	P	H
		5150	40.79	-13.21	54	30.11	34.79	11.03	35.14	107	302	A	H
	*	5240	118.21	-	-	107.4	34.84	11.11	35.14	107	302	P	H
	*	5240	110.41	-	-	99.6	34.84	11.11	35.14	107	302	A	H
		5358.36	53.81	-20.19	74	42.91	34.91	11.14	35.15	107	302	P	H
		5350	41.37	-12.63	54	30.47	34.91	11.14	35.15	107	302	A	H
		5145.6	51.21	-22.79	74	40.53	34.79	11.03	35.14	329	28	P	V
		5144.82	40.81	-13.19	54	30.13	34.79	11.03	35.14	329	28	A	V
	*	5240	118.98	-	-	108.17	34.84	11.11	35.14	329	28	P	V
	*	5240	110.65	-	-	99.84	34.84	11.11	35.14	329	28	A	V
		5357.52	50.45	-23.55	74	39.55	34.91	11.14	35.15	329	28	P	V
		5355.28	41.11	-12.89	54	30.21	34.91	11.14	35.15	329	28	A	V
Remark	1. No other spurious found. 2. All results are PASS against Peak and Average limit line.												

Band 1 5150~5250MHz

WIFI 802.11a (Harmonic @ 3m)

WIFI Ant. 1+2	Note	Frequency (MHz)	Level (dBμV/m)	Over Limit (dB)	Limit Line (dBμV/m)	Read Level (dBμV)	Antenna Factor (dB/m)	Path Loss (dB)	Preamp Factor (dB)	Ant Pos (cm)	Table Pos (deg)	Peak Avg. (P/A)	Pol. (H/V)
802.11a CH 36 5180MHz		10360	46.16	-22.04	68.2	51.26	37.23	17	59.33	100	0	P	H
		15540	49.62	-24.38	74	45.86	39.83	20.52	56.59	100	0	P	H
													H
													H
		10360	45.61	-22.59	68.2	50.71	37.23	17	59.33	100	0	P	V
		15540	49.96	-24.04	74	46.2	39.83	20.52	56.59	100	0	P	V
													V
													V
802.11a CH 44 5220MHz		10440	47.16	-21.04	68.2	51.9	37.43	17.1	59.27	100	0	P	H
		15660	49.31	-24.69	74	45.15	40.16	20.57	56.57	100	0	P	H
													H
													H
		10440	47.9	-20.3	68.2	52.64	37.43	17.1	59.27	100	0	P	V
		15660	49.43	-24.57	74	45.27	40.16	20.57	56.57	100	0	P	V
													V
													V
802.11a CH 48 5240MHz		10480	46.42	-21.78	68.2	51.01	37.48	17.15	59.22	100	0	P	H
		15720	49.62	-24.38	74	45.35	40.22	20.61	56.56	100	0	P	H
													H
													H
		10480	47.6	-20.6	68.2	52.19	37.48	17.15	59.22	100	0	P	V
		15720	49.43	-24.57	74	45.16	40.22	20.61	56.56	100	0	P	V
													V
													V
Remark	1. No other spurious found. 2. All results are PASS against Peak and Average limit line.												

Band 1 5150~5250MHz

WIFI 802.11ac VHT20 (Band Edge @ 3m)

WIFI Ant. 1+2	Note	Frequency (MHz)	Level (dBμV/m)	Over Limit (dB)	Limit Line (dBμV/m)	Read Level (dBμV)	Antenna Factor (dB/m)	Path Loss (dB)	Preamp Factor (dB)	Ant Pos (cm)	Table Pos (deg)	Peak Avg. (P/A)	Pol. (H/V)
802.11ac VHT20 CH 36 5180MHz		5149.5	67.64	-6.36	74	56.96	34.79	11.03	35.14	105	329	P	H
		5150	52.54	-1.46	54	41.86	34.79	11.03	35.14	105	329	A	H
	*	5180	116.9	-	-	106.2	34.81	11.03	35.14	105	329	P	H
	*	5180	108.82	-	-	98.12	34.81	11.03	35.14	105	329	A	H
													H
													H
		5150	67.15	-6.85	74	56.47	34.79	11.03	35.14	376	24	P	V
		5147.16	48.54	-5.46	54	37.86	34.79	11.03	35.14	376	24	A	V
	*	5180	117.5	-	-	106.8	34.81	11.03	35.14	376	24	P	V
	*	5180	109.55	-	-	98.85	34.81	11.03	35.14	376	24	A	V
													V
													V
802.11ac VHT20 CH 44 5220MHz		5147.16	57.18	-16.82	74	46.5	34.79	11.03	35.14	102	300	P	H
		5149.24	42.39	-11.61	54	31.71	34.79	11.03	35.14	102	300	A	H
	*	5220	117.36	-	-	106.57	34.83	11.1	35.14	102	300	P	H
	*	5220	109.7	-	-	98.91	34.83	11.1	35.14	102	300	A	H
		5450.48	49.22	-24.78	74	38.21	34.97	11.2	35.16	102	300	P	H
		5352.48	40.71	-13.29	54	29.81	34.91	11.14	35.15	102	300	A	H
		5142.48	55.81	-18.19	74	45.13	34.79	11.03	35.14	332	16	P	V
		5147.68	42.09	-11.91	54	31.41	34.79	11.03	35.14	332	16	A	V
	*	5220	118.48	-	-	107.69	34.83	11.1	35.14	332	16	P	V
	*	5220	110.62	-	-	99.83	34.83	11.1	35.14	332	16	A	V
		5352.76	49.41	-24.59	74	38.51	34.91	11.14	35.15	332	16	P	V
		5354.72	40.83	-13.17	54	29.93	34.91	11.14	35.15	332	16	A	V

802.11ac VHT20 CH 48 5240MHz		5149.76	52.34	-21.66	74	41.66	34.79	11.03	35.14	100	336	P	H
		5143.78	40.82	-13.18	54	30.14	34.79	11.03	35.14	100	336	A	H
	*	5240	117.27	-	-	106.46	34.84	11.11	35.14	100	336	P	H
	*	5240	109.76	-	-	98.95	34.84	11.11	35.14	100	336	A	H
		5357.52	50.26	-23.74	74	39.36	34.91	11.14	35.15	100	336	P	H
		5350.8	41.18	-12.82	54	30.28	34.91	11.14	35.15	100	336	A	H
		5139.1	51.87	-22.13	74	41.27	34.78	10.96	35.14	367	28	P	V
		5148.98	40.57	-13.43	54	29.89	34.79	11.03	35.14	367	28	A	V
	*	5240	117.09	-	-	106.28	34.84	11.11	35.14	367	28	P	V
	*	5240	109.3	-	-	98.49	34.84	11.11	35.14	367	28	A	V
		5400.64	50.01	-23.99	74	39.08	34.94	11.15	35.16	367	28	P	V
		5353.88	41.14	-12.86	54	30.24	34.91	11.14	35.15	367	28	A	V
Remark	1. No other spurious found. 2. All results are PASS against Peak and Average limit line.												

Band 1 5150~5250MHz

WIFI 802.11ac VHT20 (Harmonic @ 3m)

WIFI Ant. 1+2	Note	Frequency (MHz)	Level (dBµV/m)	Over Limit (dB)	Limit Line (dBµV/m)	Read Level (dBµV)	Antenna Factor (dB/m)	Path Loss (dB)	Preamp Factor (dB)	Ant Pos (cm)	Table Pos (deg)	Peak Avg. (P/A)	Pol. (H/V)
802.11ac VHT20 CH 36 5180MHz		10360	45.45	-22.75	68.2	50.55	37.23	17	59.33	100	0	P	H
		15540	49.33	-24.67	74	45.57	39.83	20.52	56.59	100	0	P	H
													H
													H
		10360	45.85	-22.35	68.2	50.95	37.23	17	59.33	100	0	P	V
		15540	49.74	-24.26	74	45.98	39.83	20.52	56.59	100	0	P	V
													V
													V
802.11ac VHT20 CH 44 5220MHz		10440	47.65	-20.55	68.2	52.39	37.43	17.1	59.27	100	0	P	H
		15660	49.94	-24.06	74	45.78	40.16	20.57	56.57	100	0	P	H
													H
													H
		10440	47.29	-20.91	68.2	52.03	37.43	17.1	59.27	100	0	P	V
		15660	49.89	-24.11	74	45.73	40.16	20.57	56.57	100	0	P	V
													V
													V
802.11ac VHT20 CH 48 5240MHz		10480	46.18	-22.02	68.2	50.77	37.48	17.15	59.22	100	0	P	H
		15720	49.96	-24.04	74	45.69	40.22	20.61	56.56	100	0	P	H
													H
													H
		10480	47.03	-21.17	68.2	51.62	37.48	17.15	59.22	100	0	P	V
		15720	49.2	-24.8	74	44.93	40.22	20.61	56.56	100	0	P	V
													V
													V
Remark	1. No other spurious found. 2. All results are PASS against Peak and Average limit line.												

Band 1 5150~5250MHz

WIFI 802.11ac VHT40 (Band Edge @ 3m)

WIFI Ant. 1+2	Note	Frequency (MHz)	Level (dBμV/m)	Over Limit (dB)	Limit Line (dBμV/m)	Read Level (dBμV)	Antenna Factor (dB/m)	Path Loss (dB)	Preamp Factor (dB)	Ant Pos (cm)	Table Pos (deg)	Peak Avg. (P/A)	Pol. (H/V)
802.11ac VHT40 CH 38 5190MHz		5146.12	59.36	-14.64	74	48.68	34.79	11.03	35.14	100	328	P	H
		5148.98	48.32	-5.68	54	37.64	34.79	11.03	35.14	100	328	A	H
	*	5190	109.08	-	-	98.31	34.81	11.1	35.14	100	328	P	H
	*	5190	101.17	-	-	90.4	34.81	11.1	35.14	100	328	A	H
		5404	50.49	-23.51	74	39.56	34.94	11.15	35.16	100	328	P	H
		5456.92	41.17	-12.83	54	30.16	34.97	11.2	35.16	100	328	A	H
		5148.72	58	-16	74	47.32	34.79	11.03	35.14	378	36	P	V
		5149.76	50.15	-3.85	54	39.47	34.79	11.03	35.14	378	36	A	V
	*	5190	108.82	-	-	98.05	34.81	11.1	35.14	378	36	P	V
	*	5190	101.16	-	-	90.39	34.81	11.1	35.14	378	36	A	V
		5434.8	49.92	-24.08	74	38.92	34.96	11.2	35.16	378	36	P	V
		5453	41.05	-12.95	54	30.04	34.97	11.2	35.16	378	36	A	V
802.11ac VHT40 CH 46 5230MHz		5143.78	59.95	-14.05	74	49.27	34.79	11.03	35.14	100	327	P	H
		5149.24	51.91	-2.09	54	41.23	34.79	11.03	35.14	100	327	A	H
	*	5230	117.1	-	-	106.29	34.84	11.11	35.14	100	327	P	H
	*	5230	109.25	-	-	98.44	34.84	11.11	35.14	100	327	A	H
		5355.84	57.4	-16.6	74	46.5	34.91	11.14	35.15	100	327	P	H
		5352.2	45.41	-8.59	54	34.51	34.91	11.14	35.15	100	327	A	H
		5149.76	57.83	-16.17	74	47.15	34.79	11.03	35.14	371	32	P	V
		5148.98	49.47	-4.53	54	38.79	34.79	11.03	35.14	371	32	A	V
	*	5230	118.09	-	-	107.28	34.84	11.11	35.14	371	32	P	V
	*	5230	109.94	-	-	99.13	34.84	11.11	35.14	371	32	A	V
		5358.36	50.91	-23.09	74	40.01	34.91	11.14	35.15	371	32	P	V
		5353.04	44.34	-9.66	54	33.44	34.91	11.14	35.15	371	32	A	V
Remark	1. No other spurious found. 2. All results are PASS against Peak and Average limit line.												

Band 1 5150~5250MHz

WIFI 802.11ac VHT40 (Harmonic @ 3m)

WIFI Ant. 1+2	Note	Frequency (MHz)	Level (dBμV/m)	Over Limit (dB)	Limit Line (dBμV/m)	Read Level (dBμV)	Antenna Factor (dB/m)	Path Loss (dB)	Preamp Factor (dB)	Ant Pos (cm)	Table Pos (deg)	Peak Avg. (P/A)	Pol. (H/V)
802.11ac VHT40 CH 38 5190MHz		10380	45.92	-22.28	68.2	50.97	37.27	17	59.32	100	0	P	H
		15570	48.99	-25.01	74	45.17	39.87	20.54	56.59	100	0	P	H
													H
													H
		10380	46.53	-21.67	68.2	51.58	37.27	17	59.32	100	0	P	V
		15570	48.1	-25.9	74	44.28	39.87	20.54	56.59	100	0	P	V
													V
													V
802.11ac VHT40 CH 46 5230MHz		10460	46.7	-21.5	68.2	51.5	37.35	17.1	59.25	100	0	P	H
		15690	49.89	-24.11	74	46.04	39.82	20.59	56.56	100	0	P	H
													H
													H
		10465	47.34	-20.86	68.2	52.05	37.37	17.15	59.23	100	0	P	V
		15690	49.97	-24.03	74	46.12	39.82	20.59	56.56	100	0	P	V
													V
													V
Remark	1. No other spurious found. 2. All results are PASS against Peak and Average limit line.												

Band 1 5150~5250MHz

WIFI 802.11ac VHT80 (Band Edge @ 3m)

WIFI Ant. 1+2	Note	Frequency (MHz)	Level (dBμV/m)	Over Limit (dB)	Limit Line (dBμV/m)	Read Level (dBμV)	Antenna Factor (dB/m)	Path Loss (dB)	Preamp Factor (dB)	Ant Pos (cm)	Table Pos (deg)	Peak Avg. (P/A)	Pol. (H/V)
802.11ac VHT80 CH 42 5210MHz		5147.16	60.18	-13.82	74	49.5	34.79	11.03	35.14	103	327	P	H
		5145.86	52.42	-1.58	54	41.74	34.79	11.03	35.14	103	327	A	H
	*	5210	103.27	-	-	92.48	34.83	11.1	35.14	103	327	P	H
	*	5210	95.72	-	-	84.93	34.83	11.1	35.14	103	327	A	H
		5436.48	50.85	-23.15	74	39.85	34.96	11.2	35.16	103	327	P	H
		5404.28	41.41	-12.59	54	30.48	34.94	11.15	35.16	103	327	A	H
		5145.34	59.33	-14.67	74	48.65	34.79	11.03	35.14	355	37	P	V
		5145.34	50.91	-3.09	54	40.23	34.79	11.03	35.14	355	37	A	V
	*	5210	103.24	-	-	92.45	34.83	11.1	35.14	355	37	P	V
	*	5210	95.75	-	-	84.96	34.83	11.1	35.14	355	37	A	V
		5372.64	50.33	-23.67	74	39.42	34.92	11.14	35.15	355	37	P	V
		5453	41.1	-12.9	54	30.09	34.97	11.2	35.16	355	37	A	V
Remark	1. No other spurious found. 2. All results are PASS against Peak and Average limit line.												

Band 1 5150~5250MHz

WIFI 802.11ac VHT80 (Harmonic @ 3m)

WIFI Ant. 1+2	Note	Frequency (MHz)	Level (dBμV/m)	Over Limit (dB)	Limit Line (dBμV/m)	Read Level (dBμV)	Antenna Factor (dB/m)	Path Loss (dB)	Preamp Factor (dB)	Ant Pos (cm)	Table Pos (deg)	Peak Avg. (P/A)	Pol. (H/V)
802.11ac VHT80 CH 42 5210MHz		10420	46.57	-21.63	68.2	51.48	37.32	17.05	59.28	100	0	P	H
		15630	48.8	-25.2	74	44.93	39.87	20.57	56.57	100	0	P	H
													H
													H
		10420	46.01	-22.19	68.2	50.92	37.32	17.05	59.28	100	0	P	V
		15630	48.92	-25.08	74	45.05	39.87	20.57	56.57	100	0	P	V
													V
													V
Remark	1. No other spurious found. 2. All results are PASS against Peak and Average limit line.												

Band 2 - 5250~5350MHz

WIFI 802.11a (Band Edge @ 3m)

WIFI Ant. 1+2	Note	Frequency (MHz)	Level (dBμV/m)	Over Limit (dB)	Limit Line (dBμV/m)	Read Level (dBμV)	Antenna Factor (dB/m)	Path Loss (dB)	Preamp Factor (dB)	Ant Pos (cm)	Table Pos (deg)	Peak Avg. (P/A)	Pol. (H/V)
802.11a CH 52 5260MHz		5116.55	50.75	-23.25	74	40.16	34.77	10.96	35.14	100	301	P	H
		5137.2	40.21	-13.79	54	29.61	34.78	10.96	35.14	100	301	A	H
	*	5260	117.82	-	-	107	34.86	11.11	35.15	100	301	P	H
	*	5260	110.26	-	-	99.44	34.86	11.11	35.15	100	301	A	H
		5365.44	51.41	-22.59	74	40.5	34.92	11.14	35.15	100	301	P	H
		5351.28	41.91	-12.09	54	31.01	34.91	11.14	35.15	100	301	A	H
		5149.45	49.71	-24.29	74	39.03	34.79	11.03	35.14	367	36	P	V
		5147.35	40.16	-13.84	54	29.48	34.79	11.03	35.14	367	36	A	V
	*	5260	118.28	-	-	107.46	34.86	11.11	35.15	367	36	P	V
	*	5260	111.16	-	-	100.34	34.86	11.11	35.15	367	36	A	V
		5364.72	52.11	-21.89	74	41.2	34.92	11.14	35.15	367	36	P	V
		5412.72	40.86	-13.14	54	29.92	34.95	11.15	35.16	367	36	A	V
802.11a CH 60 5300MHz		5114.45	48.66	-25.34	74	38.07	34.77	10.96	35.14	100	346	P	H
		5138.25	40.07	-13.93	54	29.47	34.78	10.96	35.14	100	346	A	H
	*	5300	117.67	-	-	106.82	34.88	11.12	35.15	100	346	P	H
	*	5300	110.61	-	-	99.76	34.88	11.12	35.15	100	346	A	H
		5360.88	61.3	-12.7	74	50.39	34.92	11.14	35.15	100	346	P	H
		5351.04	46.76	-7.24	54	35.86	34.91	11.14	35.15	100	346	A	H
		5109.55	48.47	-25.53	74	37.88	34.77	10.96	35.14	322	15	P	V
		5145.6	40.04	-13.96	54	29.36	34.79	11.03	35.14	322	15	A	V
	*	5300	118.49	-	-	107.64	34.88	11.12	35.15	322	15	P	V
	*	5300	110.86	-	-	100.01	34.88	11.12	35.15	322	15	A	V
		5362.08	57.89	-16.11	74	46.98	34.92	11.14	35.15	322	15	P	V
		5351.52	45.56	-8.44	54	34.66	34.91	11.14	35.15	322	15	A	V

802.11a CH 64 5320MHz	*	5320	117.31	-	-	106.44	34.89	11.13	35.15	100	326	P	H
	*	5320	109.43	-	-	98.56	34.89	11.13	35.15	100	326	A	H
		5353.44	69.01	-4.99	74	58.11	34.91	11.14	35.15	100	326	P	H
		5350.4	52.39	-1.61	54	41.49	34.91	11.14	35.15	100	326	A	H
													H
													H
	*	5320	116.73	-	-	105.86	34.89	11.13	35.15	376	32	P	V
	*	5320	109.27	-	-	98.4	34.89	11.13	35.15	376	32	A	V
		5351.84	64.38	-9.62	74	53.48	34.91	11.14	35.15	376	32	P	V
		5351.2	49.84	-4.16	54	38.94	34.91	11.14	35.15	376	32	A	V
													V
													V
Remark	1. No other spurious found. 2. All results are PASS against Peak and Average limit line.												

Band 2 5250~5350MHz

WIFI 802.11a (Harmonic @ 3m)

WIFI Ant. 1+2	Note	Frequency (MHz)	Level (dBμV/m)	Over Limit (dB)	Limit Line (dBμV/m)	Read Level (dBμV)	Antenna Factor (dB/m)	Path Loss (dB)	Preamp Factor (dB)	Ant Pos (cm)	Table Pos (deg)	Peak Avg. (P/A)	Pol. (H/V)
802.11a CH 52 5260MHz		10520	47.33	-20.87	68.2	51.8	37.51	17.2	59.18	100	0	P	H
		15780	49.9	-24.1	74	45.54	40.28	20.62	56.54	100	0	P	H
													H
													H
		10520	46.69	-21.51	68.2	51.16	37.51	17.2	59.18	100	0	P	V
		15780	49.11	-24.89	74	44.75	40.28	20.62	56.54	100	0	P	V
													V
													V
802.11a CH 60 5300MHz		10600	47.97	-26.03	74	52.16	37.56	17.31	59.06	100	0	P	H
		15900	49.57	-24.43	74	45.01	40.4	20.68	56.52	100	0	P	H
													H
													H
		10600	46.81	-27.19	74	51	37.56	17.31	59.06	100	0	P	V
		15900	49.56	-24.44	74	45	40.4	20.68	56.52	100	0	P	V
													V
													V
802.11a CH 64 5320MHz		10640	47.92	-26.08	74	51.97	37.6	17.36	59.01	100	0	P	H
		15960	49.35	-24.65	74	44.82	40.33	20.71	56.51	100	0	P	H
													H
													H
		10640	47.63	-26.37	74	51.68	37.6	17.36	59.01	100	0	P	V
		15960	49.05	-24.95	74	44.52	40.33	20.71	56.51	100	0	P	V
													V
													V
Remark	1. No other spurious found. 2. All results are PASS against Peak and Average limit line.												

Band 2 5250~5350MHz

WIFI 802.11ac VHT20 (Band Edge @ 3m)

WIFI Ant. 1+2	Note	Frequency (MHz)	Level (dBμV/m)	Over Limit (dB)	Limit Line (dBμV/m)	Read Level (dBμV)	Antenna Factor (dB/m)	Path Loss (dB)	Preamp Factor (dB)	Ant Pos (cm)	Table Pos (deg)	Peak Avg. (P/A)	Pol. (H/V)
802.11ac VHT20 CH 52 5260MHz		5148.75	50.16	-23.84	74	39.48	34.79	11.03	35.14	100	301	P	H
		5149.45	40.34	-13.66	54	29.66	34.79	11.03	35.14	100	301	A	H
	*	5260	117.84	-	-	107.02	34.86	11.11	35.15	100	301	P	H
	*	5260	110.04	-	-	99.22	34.86	11.11	35.15	100	301	A	H
		5353.92	53.61	-20.39	74	42.71	34.91	11.14	35.15	100	301	P	H
		5350.08	42.6	-11.4	54	31.7	34.91	11.14	35.15	100	301	A	H
		5050.05	49.34	-24.66	74	38.91	34.73	10.83	35.13	367	28	P	V
		5148.75	40.12	-13.88	54	29.44	34.79	11.03	35.14	367	28	A	V
	*	5260	118.15	-	-	107.33	34.86	11.11	35.15	367	28	P	V
	*	5260	110.26	-	-	99.44	34.86	11.11	35.15	367	28	A	V
		5351.28	55.29	-18.71	74	44.39	34.91	11.14	35.15	367	28	P	V
		5355.84	41.91	-12.09	54	31.01	34.91	11.14	35.15	367	28	A	V
802.11ac VHT20 CH 60 5300MHz		5089.6	48.99	-25.01	74	38.46	34.76	10.9	35.13	100	346	P	H
		5120.4	39.93	-14.07	54	29.34	34.77	10.96	35.14	100	346	A	H
	*	5300	117.63	-	-	106.78	34.88	11.12	35.15	100	346	P	H
	*	5300	109.9	-	-	99.05	34.88	11.12	35.15	100	346	A	H
		5351.28	64.12	-9.88	74	53.22	34.91	11.14	35.15	100	346	P	H
		5350.8	47.06	-6.94	54	36.16	34.91	11.14	35.15	100	346	A	H
		5077.35	49.88	-24.12	74	39.36	34.75	10.9	35.13	322	19	P	V
		5145.6	40.02	-13.98	54	29.34	34.79	11.03	35.14	322	19	A	V
	*	5300	118.72	-	-	107.87	34.88	11.12	35.15	322	19	P	V
	*	5300	111.05	-	-	100.2	34.88	11.12	35.15	322	19	A	V
		5352.24	66.61	-7.39	74	55.71	34.91	11.14	35.15	322	19	P	V
		5350.08	48.07	-5.93	54	37.17	34.91	11.14	35.15	322	19	A	V

	*	5320	116.13	-	-	105.26	34.89	11.13	35.15	100	326	P	H
	*	5320	107.91	-	-	97.04	34.89	11.13	35.15	100	326	A	H
		5356.16	67.1	-6.9	74	56.2	34.91	11.14	35.15	100	326	P	H
		5350.88	52.2	-1.8	54	41.3	34.91	11.14	35.15	100	326	A	H
802.11ac													H
VHT20													H
CH 64	*	5320	116.14	-	-	105.27	34.89	11.13	35.15	377	34	P	V
5320MHz	*	5320	108.23	-	-	97.36	34.89	11.13	35.15	377	34	A	V
		5355.36	67.32	-6.68	74	56.42	34.91	11.14	35.15	377	34	P	V
		5352	49.96	-4.04	54	39.06	34.91	11.14	35.15	377	34	A	V
													V
													V
Remark	1. No other spurious found. 2. All results are PASS against Peak and Average limit line.												

Band 2 5250~5350MHz

WIFI 802.11ac VHT20 (Harmonic @ 3m)

WIFI Ant. 1+2	Note	Frequency (MHz)	Level (dBμV/m)	Over Limit (dB)	Limit Line (dBμV/m)	Read Level (dBμV)	Antenna Factor (dB/m)	Path Loss (dB)	Preamp Factor (dB)	Ant Pos (cm)	Table Pos (deg)	Peak Avg. (P/A)	Pol. (H/V)
802.11ac VHT20 CH 52 5260MHz		10520	47.02	-21.18	68.2	51.49	37.51	17.2	59.18	100	0	P	H
		15780	49.26	-24.74	74	44.9	40.28	20.62	56.54	100	0	P	H
													H
													H
		10520	47.22	-20.98	68.2	51.69	37.51	17.2	59.18	100	0	P	V
		15778	49.81	-24.19	74	45.45	40.28	20.62	56.54	100	0	P	V
													V
													V
802.11ac VHT20 CH 60 5300MHz		10600	46.85	-27.15	74	51.04	37.56	17.31	59.06	100	0	P	H
		15900	49.55	-24.45	74	44.99	40.4	20.68	56.52	100	0	P	H
													H
													H
		10600	46.97	-27.03	74	51.16	37.56	17.31	59.06	100	0	P	V
		15900	49.61	-24.39	74	45.05	40.4	20.68	56.52	100	0	P	V
													V
													V
802.11ac VHT20 CH 64 5320MHz		10640	47.66	-26.34	74	51.71	37.6	17.36	59.01	100	0	P	H
		15960	49.88	-24.12	74	45.35	40.33	20.71	56.51	100	0	P	H
													H
													H
		10640	48.13	-25.87	74	52.18	37.6	17.36	59.01	100	0	P	V
		15960	49.43	-24.57	74	44.9	40.33	20.71	56.51	100	0	P	V
													V
													V
Remark	1. No other spurious found. 2. All results are PASS against Peak and Average limit line.												

Band 2 5250~5350MHz

WIFI 802.11ac VHT40 (Band Edge @ 3m)

WIFI Ant. 1+2	Note	Frequency (MHz)	Level (dBμV/m)	Over Limit (dB)	Limit Line (dBμV/m)	Read Level (dBμV)	Antenna Factor (dB/m)	Path Loss (dB)	Preamp Factor (dB)	Ant Pos (cm)	Table Pos (deg)	Peak Avg. (P/A)	Pol. (H/V)
802.11ac VHT40 CH 54 5270MHz		5148.05	50.59	-23.41	74	39.91	34.79	11.03	35.14	104	296	P	H
		5149.8	41.62	-12.38	54	30.94	34.79	11.03	35.14	104	296	A	H
	*	5270	115.79	-	-	104.96	34.86	11.12	35.15	104	296	P	H
	*	5270	107.7	-	-	96.87	34.86	11.12	35.15	104	296	A	H
		5356.32	62.12	-11.88	74	51.22	34.91	11.14	35.15	104	296	P	H
		5351.04	51.01	-2.99	54	40.11	34.91	11.14	35.15	104	296	A	H
		5131.25	50	-24	74	39.4	34.78	10.96	35.14	326	23	P	V
		5150	41.45	-12.55	54	30.77	34.79	11.03	35.14	326	23	A	V
	*	5270	116.61	-	-	105.78	34.86	11.12	35.15	326	23	P	V
	*	5270	108.77	-	-	97.94	34.86	11.12	35.15	326	23	A	V
		5356.08	59.94	-14.06	74	49.04	34.91	11.14	35.15	326	23	P	V
		5350.08	50.68	-3.32	54	39.78	34.91	11.14	35.15	326	23	A	V
802.11ac VHT40 CH 62 5310MHz		5131.25	49.65	-24.35	74	39.05	34.78	10.96	35.14	104	298	P	H
		5119.35	40.86	-13.14	54	30.27	34.77	10.96	35.14	104	298	A	H
	*	5310	106.52	-	-	95.65	34.89	11.13	35.15	104	298	P	H
	*	5310	98.61	-	-	87.74	34.89	11.13	35.15	104	298	A	H
		5351.28	59.81	-14.19	74	48.91	34.91	11.14	35.15	104	298	P	H
		5350.8	52.17	-1.83	54	41.27	34.91	11.14	35.15	104	298	A	H
		5139.65	48.86	-25.14	74	38.25	34.79	10.96	35.14	339	23	P	V
		5145.6	41	-13	54	30.32	34.79	11.03	35.14	339	23	A	V
	*	5310	108.85	-	-	97.98	34.89	11.13	35.15	339	23	P	V
	*	5310	100.3	-	-	89.43	34.89	11.13	35.15	339	23	A	V
		5350.8	60.3	-13.7	74	49.4	34.91	11.14	35.15	339	23	P	V
		5350.08	52.28	-1.72	54	41.38	34.91	11.14	35.15	339	23	A	V
Remark	1. No other spurious found. 2. All results are PASS against Peak and Average limit line.												

Band 2 5250~5350MHz

WIFI 802.11ac VHT40 (Harmonic @ 3m)

WIFI Ant. 1+2	Note	Frequency (MHz)	Level (dBμV/m)	Over Limit (dB)	Limit Line (dBμV/m)	Read Level (dBμV)	Antenna Factor (dB/m)	Path Loss (dB)	Preamp Factor (dB)	Ant Pos (cm)	Table Pos (deg)	Peak Avg. (P/A)	Pol. (H/V)
802.11ac VHT40 CH 54 5270MHz		10540	46.16	-22.04	68.2	50.64	37.47	17.2	59.15	100	0	P	H
		15810	48.99	-25.01	74	44.79	40.1	20.64	56.54	100	0	P	H
													H
													H
		10540	47.23	-20.97	68.2	51.71	37.47	17.2	59.15	100	0	P	V
		15810	49.44	-24.56	74	45.24	40.1	20.64	56.54	100	0	P	V
													V
													V
802.11ac VHT40 CH 62 5310MHz		10620	47.31	-26.69	74	51.43	37.6	17.31	59.03	100	0	P	H
		15930	49.23	-24.77	74	44.67	40.37	20.7	56.51	100	0	P	H
													H
													H
		10620	47.55	-26.45	74	51.67	37.6	17.31	59.03	100	0	P	V
		15930	48.96	-25.04	74	44.4	40.37	20.7	56.51	100	0	P	V
													V
													V
Remark	1. No other spurious found. 2. All results are PASS against Peak and Average limit line.												

Band 2 5250~5350MHz

WIFI 802.11ac VHT80 (Band Edge @ 3m)

WIFI Ant. 1+2	Note	Frequency (MHz)	Level (dBμV/m)	Over Limit (dB)	Limit Line (dBμV/m)	Read Level (dBμV)	Antenna Factor (dB/m)	Path Loss (dB)	Preamp Factor (dB)	Ant Pos (cm)	Table Pos (deg)	Peak Avg. (P/A)	Pol. (H/V)
802.11ac VHT80 CH 58 5290MHz		5112.35	50.45	-23.55	74	39.86	34.77	10.96	35.14	102	299	P	H
		5145.6	40.7	-13.3	54	30.02	34.79	11.03	35.14	102	299	A	H
	*	5290	98.06	-	-	87.22	34.87	11.12	35.15	102	299	P	H
	*	5290	90.63	-	-	79.79	34.87	11.12	35.15	102	299	A	H
		5365.44	58.92	-15.08	74	48.01	34.92	11.14	35.15	102	299	P	H
		5350.08	52.21	-1.79	54	41.31	34.91	11.14	35.15	102	299	A	H
		5141.4	49.62	-24.38	74	38.94	34.79	11.03	35.14	324	22	P	V
		5145.6	41.1	-12.9	54	30.42	34.79	11.03	35.14	324	22	A	V
	*	5290	99.2	-	-	88.36	34.87	11.12	35.15	324	22	P	V
	*	5290	91.89	-	-	81.05	34.87	11.12	35.15	324	22	A	V
		5352.96	59.59	-14.41	74	48.69	34.91	11.14	35.15	324	22	P	V
		5352.96	51.41	-2.59	54	40.51	34.91	11.14	35.15	324	22	A	V
Remark	1. No other spurious found. 2. All results are PASS against Peak and Average limit line.												

Band 2 5250~5350MHz

WIFI 802.11ac VHT80 (Harmonic @ 3m)

WIFI Ant. 1+2	Note	Frequency (MHz)	Level (dBμV/m)	Over Limit (dB)	Limit Line (dBμV/m)	Read Level (dBμV)	Antenna Factor (dB/m)	Path Loss (dB)	Preamp Factor (dB)	Ant Pos (cm)	Table Pos (deg)	Peak Avg. (P/A)	Pol. (H/V)
802.11ac VHT80 CH 58 5290MHz		10580	46.41	-21.79	68.2	50.66	37.57	17.26	59.08	100	0	P	H
		15870	49.96	-24.04	74	45.46	40.34	20.68	56.52	100	0	P	H
													H
													H
		10580	46.77	-21.43	68.2	51.02	37.57	17.26	59.08	100	0	P	V
		15870	49.79	-24.21	74	45.29	40.34	20.68	56.52	100	0	P	V
													V
													V
Remark	1. No other spurious found. 2. All results are PASS against Peak and Average limit line.												

Band 3 - 5470~5725MHz

WIFI 802.11a (Band Edge @ 3m)

WIFI Ant. 1+2	Note	Frequency (MHz)	Level (dBμV/m)	Over Limit (dB)	Limit Line (dBμV/m)	Read Level (dBμV)	Antenna Factor (dB/m)	Path Loss (dB)	Preamp Factor (dB)	Ant Pos (cm)	Table Pos (deg)	Peak Avg. (P/A)	Pol. (H/V)
802.11a CH 100 5500MHz		5459.76	65.5	-8.5	74	54.49	34.97	11.2	35.16	230	339	P	H
		5460.24	65.45	-2.75	68.2	54.39	34.97	11.25	35.16	230	339	P	H
		5459.6	47.5	-6.5	54	36.49	34.97	11.2	35.16	230	339	A	H
	*	5500	117.73	-	-	106.64	35	11.25	35.16	230	339	P	H
	*	5500	110.43	-	-	99.34	35	11.25	35.16	230	339	A	H
													H
		5453.52	63.52	-10.48	74	52.51	34.97	11.2	35.16	302	26	P	V
		5466.32	65.14	-3.06	68.2	54.07	34.98	11.25	35.16	302	26	P	V
		5460	46.82	-7.18	54	35.81	34.97	11.2	35.16	302	26	A	V
	*	5500	117.94	-	-	106.85	35	11.25	35.16	302	26	P	V
	*	5500	110.78	-	-	99.69	35	11.25	35.16	302	26	A	V
													V
802.11a CH 116 5580MHz		5442.64	50.32	-23.68	74	39.32	34.96	11.2	35.16	100	302	P	H
		5465.68	50.89	-17.31	68.2	39.82	34.98	11.25	35.16	100	302	P	H
		5456.08	40.72	-13.28	54	29.71	34.97	11.2	35.16	100	302	P	H
	*	5580	118.28	-	-	107.05	35.06	11.35	35.18	100	302	P	H
	*	5580	111.18	-	-	99.95	35.06	11.35	35.18	100	302	A	H
		5749.25	51.27	-16.93	68.2	39.76	35.19	11.53	35.21	100	302	P	H
		5458	50.38	-23.62	74	39.37	34.97	11.2	35.16	296	25	P	V
		5460	49.41	-18.79	68.2	38.4	34.97	11.2	35.16	296	25	P	V
		5438.08	40.76	-13.24	54	29.76	34.96	11.2	35.16	296	25	A	V
	*	5580	119.03	-	-	107.8	35.06	11.35	35.18	296	25	P	V
	*	5580	111.74	-	-	100.51	35.06	11.35	35.18	296	25	A	V
		5759.96	50.74	-17.46	68.2	39.22	35.21	11.53	35.22	296	25	P	V

802.11a CH 140 5700MHz	*	5700	114.27	-	-	102.86	35.15	11.46	35.2	100	323	P	H
	*	5700	106.8	-	-	95.39	35.15	11.46	35.2	100	323	A	H
		5727.64	66.72	-1.48	68.2	55.24	35.18	11.5	35.2	100	323	P	H
													H
													H
													H
	*	5700	113.04	-	-	101.63	35.15	11.46	35.2	298	30	P	V
	*	5700	105.47	-	-	94.06	35.15	11.46	35.2	298	30	A	V
		5726.6	65.78	-2.42	68.2	54.3	35.18	11.5	35.2	298	30	P	V
													V
													V
													V
Remark	1. No other spurious found. 2. All results are PASS against Peak and Average limit line.												

Band 3 - 5470~5725MHz

WIFI 802.11a (Harmonic @ 3m)

WIFI Ant. 1+2	Note	Frequency (MHz)	Level (dBμV/m)	Over Limit (dB)	Limit Line (dBμV/m)	Read Level (dBμV)	Antenna Factor (dB/m)	Path Loss (dB)	Preamp Factor (dB)	Ant Pos (cm)	Table Pos (deg)	Peak Avg. (P/A)	Pol. (H/V)
802.11a CH 100 5500MHz		11000	47.59	-26.41	74	50.48	37.8	17.81	58.5	100	0	P	H
		16500	51.78	-16.42	68.2	45.43	41.4	21.15	56.2	100	0	P	H
													H
													H
		11000	47.15	-26.85	74	50.04	37.8	17.81	58.5	100	0	P	V
		16500	52.27	-15.93	68.2	45.92	41.4	21.15	56.2	100	0	P	V
													V
													V
802.11a CH 116 5580MHz		11160	49.24	-24.76	74	51.42	37.9	18.02	58.1	100	0	P	H
		16740	50.71	-17.49	68.2	43.92	41.44	21.36	56.01	100	0	P	H
													H
													H
		11160	49	-25	74	51.18	37.9	18.02	58.1	100	0	P	V
		16740	51.55	-16.65	68.2	44.76	41.44	21.36	56.01	100	0	P	V
													V
													V
802.11a CH 140 5700MHz		11400	47.54	-26.46	74	48.85	37.9	18.33	57.54	100	0	P	H
		17100	50.81	-17.39	68.2	43.92	41	21.67	55.78	100	0	P	H
													H
													H
		11400	47.26	-26.74	74	48.57	37.9	18.33	57.54	100	0	P	V
		17100	51.7	-16.5	68.2	44.81	41	21.67	55.78	100	0	P	V
													V
													V
Remark	1. No other spurious found. 2. All results are PASS against Peak and Average limit line.												

Band 3 - 5470~5725MHz

WIFI 802.11ac VHT20 (Band Edge @ 3m)

WIFI Ant. 1+2	Note	Frequency (MHz)	Level (dBμV/m)	Over Limit (dB)	Limit Line (dBμV/m)	Read Level (dBμV)	Antenna Factor (dB/m)	Path Loss (dB)	Preamp Factor (dB)	Ant Pos (cm)	Table Pos (deg)	Peak Avg. (P/A)	Pol. (H/V)
802.11ac VHT20 CH 100 5500MHz		5456.88	64.66	-9.34	74	53.65	34.97	11.2	35.16	230	344	P	H
		5467.12	66.75	-1.45	68.2	55.68	34.98	11.25	35.16	230	344	P	H
		5459.6	48.29	-5.71	54	37.28	34.97	11.2	35.16	230	344	A	H
	*	5500	118.62	-	-	107.53	35	11.25	35.16	230	344	P	H
	*	5500	110.83	-	-	99.74	35	11.25	35.16	230	344	A	H
													H
		5454.8	57.27	-16.73	74	46.26	34.97	11.2	35.16	298	21	P	V
		5469.2	66.06	-2.14	68.2	54.99	34.98	11.25	35.16	298	21	P	V
		5456.4	46.14	-7.86	54	35.13	34.97	11.2	35.16	298	21	A	V
	*	5500	117.09	-	-	106	35	11.25	35.16	298	21	P	V
	*	5500	109.28	-	-	98.19	35	11.25	35.16	298	21	A	V
													V
802.11ac VHT20 CH 116 5580MHz		5424.16	50.14	-23.86	74	39.15	34.95	11.2	35.16	100	302	P	H
		5462.08	49.92	-18.28	68.2	38.86	34.97	11.25	35.16	100	302	P	H
		5458	40.65	-13.35	54	29.64	34.97	11.2	35.16	100	302	A	H
	*	5580	117.78	-	-	106.55	35.06	11.35	35.18	100	302	P	H
	*	5580	110.2	-	-	98.97	35.06	11.35	35.18	100	302	A	H
		5759.645	50.13	-18.07	68.2	38.61	35.21	11.53	35.22	100	302	P	H
		5428.24	49.8	-24.2	74	38.81	34.95	11.2	35.16	297	33	P	V
		5460.64	49.25	-18.95	68.2	38.19	34.97	11.25	35.16	297	33	P	V
		5452.72	40.64	-13.36	54	29.63	34.97	11.2	35.16	297	33	A	V
	*	5580	118.97	-	-	107.74	35.06	11.35	35.18	297	33	P	V
	*	5580	111.02	-	-	99.79	35.06	11.35	35.18	297	33	A	V
		5759.96	52.13	-16.07	68.2	40.61	35.21	11.53	35.22	297	33	P	V

	*	5700	113.73	-	-	102.32	35.15	11.46	35.2	100	323	P	H
	*	5700	105.7	-	-	94.29	35.15	11.46	35.2	100	323	A	H
		5725.88	65.74	-2.46	68.2	54.26	35.18	11.5	35.2	100	323	P	H
													H
802.11ac													H
VHT20													H
CH 140	*	5700	112.7	-	-	101.29	35.15	11.46	35.2	298	30	P	V
5700MHz	*	5700	105.03	-	-	93.62	35.15	11.46	35.2	298	30	A	V
		5725.56	65.65	-2.55	68.2	54.17	35.18	11.5	35.2	298	30	P	V
													V
													V
													V
Remark	1. No other spurious found. 2. All results are PASS against Peak and Average limit line.												

Band 3 - 5470~5725MHz

WIFI 802.11ac VHT20 (Harmonic @ 3m)

WIFI Ant. 1+2	Note	Frequency (MHz)	Level (dBμV/m)	Over Limit (dB)	Limit Line (dBμV/m)	Read Level (dBμV)	Antenna Factor (dB/m)	Path Loss (dB)	Preamp Factor (dB)	Ant Pos (cm)	Table Pos (deg)	Peak Avg. (P/A)	Pol. (H/V)
802.11ac VHT20 CH 100 5500MHz		11000	46.71	-27.29	74	49.6	37.8	17.81	58.5	100	0	P	H
		16500	51.74	-16.46	68.2	45.39	41.4	21.15	56.2	100	0	P	H
													H
													H
		11000	47.83	-26.17	74	50.72	37.8	17.81	58.5	100	0	P	V
		16500	51.58	-16.62	68.2	45.23	41.4	21.15	56.2	100	0	P	V
													V
													V
802.11ac VHT20 CH 116 5580MHz		11158	49.42	-24.58	74	51.6	37.9	18.02	58.1	100	0	P	H
		16740	50.24	-17.96	68.2	43.45	41.44	21.36	56.01	100	0	P	H
													H
													H
		11158	48.36	-25.64	74	50.54	37.9	18.02	58.1	100	0	P	V
		16740	50.37	-17.83	68.2	43.58	41.44	21.36	56.01	100	0	P	V
													V
													V
802.11ac VHT20 CH 140 5700MHz		11400	46.03	-27.97	74	47.34	37.9	18.33	57.54	100	0	P	H
		17100	50	-18.2	68.2	43.11	41	21.67	55.78	100	0	P	H
													H
													H
		11400	46.57	-27.43	74	47.88	37.9	18.33	57.54	100	0	P	V
		17100	49.78	-18.42	68.2	42.89	41	21.67	55.78	100	0	P	V
													V
													V
Remark	1. No other spurious found. 2. All results are PASS against Peak and Average limit line.												

Band 3 - 5470~5725MHz

WIFI 802.11ac VHT40 (Band Edge @ 3m)

WIFI Ant. 1+2	Note	Frequency (MHz)	Level (dBμV/m)	Over Limit (dB)	Limit Line (dBμV/m)	Read Level (dBμV)	Antenna Factor (dB/m)	Path Loss (dB)	Preamp Factor (dB)	Ant Pos (cm)	Table Pos (deg)	Peak Avg. (P/A)	Pol. (H/V)
802.11ac VHT40 CH 102 5510MHz		5459.92	59.81	-14.19	74	48.8	34.97	11.2	35.16	242	350	P	H
		5469.76	66.28	-1.92	68.2	55.21	34.98	11.25	35.16	242	350	P	H
		5458.72	48.77	-5.23	54	37.76	34.97	11.2	35.16	242	350	A	H
	*	5510	111.53	-	-	100.4	35	11.3	35.17	242	350	P	H
	*	5510	103.97	-	-	92.84	35	11.3	35.17	242	350	A	H
		5742.635	50.86	-17.34	68.2	39.35	35.19	11.53	35.21	242	350	P	H
		5458.72	56.81	-17.19	74	45.8	34.97	11.2	35.16	370	27	P	V
		5465.92	62.86	-5.34	68.2	51.79	34.98	11.25	35.16	370	27	P	V
		5459.92	48.52	-5.48	54	37.51	34.97	11.2	35.16	370	27	A	V
	*	5510	111.38	-	-	100.25	35	11.3	35.17	370	27	P	V
	*	5510	103.88	-	-	92.75	35	11.3	35.17	370	27	A	V
		5739.8	50.98	-17.22	68.2	39.5	35.19	11.5	35.21	370	27	P	V
802.11ac VHT40 CH 110 5550MHz		5454.4	58.2	-15.8	74	47.19	34.97	11.2	35.16	240	350	P	H
		5466.64	60.27	-7.93	68.2	49.2	34.98	11.25	35.16	240	350	P	H
		5457.28	49.72	-4.28	54	38.71	34.97	11.2	35.16	240	350	A	H
	*	5550	116.83	-	-	105.61	35.04	11.35	35.17	240	350	P	H
	*	5550	109.12	-	-	97.9	35.04	11.35	35.17	240	350	A	H
		5759.96	51.03	-17.17	68.2	39.51	35.21	11.53	35.22	240	350	P	H
		5457.52	57.09	-16.91	74	46.08	34.97	11.2	35.16	380	30	P	V
		5465.92	58.9	-9.3	68.2	47.83	34.98	11.25	35.16	380	30	P	V
		5457.52	50.04	-3.96	54	39.03	34.97	11.2	35.16	380	30	A	V
	*	5550	115.45	-	-	104.23	35.04	11.35	35.17	380	30	P	V
	*	5550	107.8	-	-	96.58	35.04	11.35	35.17	380	30	A	V
		5759.96	54.16	-14.04	68.2	42.64	35.21	11.53	35.22	380	30	P	V

802.11ac VHT40 CH 134 5670MHz		5400.05	50.4	-23.6	74	39.47	34.94	11.15	35.16	100	323	P	H
		5464.8	48.85	-19.35	68.2	37.78	34.98	11.25	35.16	100	323	P	H
		5431.9	41.27	-12.73	54	30.27	34.96	11.2	35.16	100	323	A	H
	*	5670	115.29	-	-	103.88	35.14	11.46	35.19	100	323	P	H
	*	5670	107.96	-	-	96.55	35.14	11.46	35.19	100	323	A	H
		5731.75	65.28	-2.92	68.2	53.81	35.18	11.5	35.21	100	323	P	H
		5432.25	49.53	-24.47	74	38.53	34.96	11.2	35.16	301	27	P	V
		5469.7	49.32	-18.88	68.2	38.25	34.98	11.25	35.16	301	27	P	V
		5375.9	41.04	-12.96	54	30.13	34.92	11.14	35.15	301	27	A	V
	*	5670	114.97	-	-	103.56	35.14	11.46	35.19	301	27	P	V
	*	5670	107.33	-	-	95.92	35.14	11.46	35.19	301	27	A	V
		5731.225	60.58	-7.62	68.2	49.11	35.18	11.5	35.21	301	27	P	V
Remark	1. No other spurious found. 2. All results are PASS against Peak and Average limit line.												

Band 3 - 5470~5725MHz

WIFI 802.11ac VHT40 (Harmonic @ 3m)

WIFI Ant. 1+2	Note	Frequency (MHz)	Level (dBμV/m)	Over Limit (dB)	Limit Line (dBμV/m)	Read Level (dBμV)	Antenna Factor (dB/m)	Path Loss (dB)	Preamp Factor (dB)	Ant Pos (cm)	Table Pos (deg)	Peak Avg. (P/A)	Pol. (H/V)
802.11ac VHT40 CH 102 5510MHz		11020	45.55	-28.45	74	48.38	37.82	17.81	58.46	100	0	P	H
		16530	50.73	-17.47	68.2	44.22	41.5	21.18	56.17	100	0	P	H
													H
													H
		11020	45.87	-28.13	74	48.7	37.82	17.81	58.46	100	0	P	V
		16530	50.34	-17.86	68.2	43.83	41.5	21.18	56.17	100	0	P	V
													V
													V
802.11ac VHT40 CH 110 5550MHz		11100	46.5	-27.5	74	48.94	37.9	17.92	58.26	100	0	P	H
		16650	51.27	-16.93	68.2	44.37	41.7	21.28	56.08	100	0	P	H
													H
													H
		11100	45.79	-28.21	74	48.23	37.9	17.92	58.26	100	0	P	V
		16650	51.75	-16.45	68.2	44.85	41.7	21.28	56.08	100	0	P	V
													V
													V
802.11ac VHT40 CH 134 5670MHz		11340	47.33	-26.67	74	48.9	37.9	18.23	57.7	100	0	P	H
		17010	50.89	-17.31	68.2	43.76	41.33	21.6	55.8	100	0	P	H
													H
													H
		11340	46.84	-27.16	74	48.41	37.9	18.23	57.7	100	0	P	V
		17010	50.48	-17.72	68.2	43.35	41.33	21.6	55.8	100	0	P	V
													V
													V
Remark	1. No other spurious found. 2. All results are PASS against Peak and Average limit line.												

Band 3 5470~5725MHz

WIFI 802.11ac VHT80 (Band Edge @ 3m)

WIFI Ant. 1+2	Note	Frequency (MHz)	Level (dBμV/m)	Over Limit (dB)	Limit Line (dBμV/m)	Read Level (dBμV)	Antenna Factor (dB/m)	Path Loss (dB)	Preamp Factor (dB)	Ant Pos (cm)	Table Pos (deg)	Peak Avg. (P/A)	Pol. (H/V)
802.11ac VHT80 CH 106 5530MHz		5456.8	58.83	-15.17	74	47.82	34.97	11.2	35.16	100	316	P	H
		5461.12	58.44	-9.76	68.2	47.38	34.97	11.25	35.16	100	316	P	H
		5459.2	51.72	-2.28	54	40.71	34.97	11.2	35.16	100	316	A	H
	*	5530	102.93	-	-	91.79	35.01	11.3	35.17	100	316	P	H
	*	5530	97.33	-	-	86.19	35.01	11.3	35.17	100	316	A	H
		5760.275	51.21	-16.99	68.2	39.69	35.21	11.53	35.22	100	316	P	H
		5456.8	60.03	-13.97	74	49.02	34.97	11.2	35.16	202	342	P	V
		5462.8	59.1	-9.1	68.2	48.03	34.98	11.25	35.16	202	342	P	V
		5456.56	52.37	-1.63	54	41.36	34.97	11.2	35.16	202	342	A	V
	*	5530	103.79	-	-	92.65	35.01	11.3	35.17	202	342	P	V
	*	5530	96.12	-	-	84.98	35.01	11.3	35.17	202	342	A	V
		5731.295	52.14	-16.06	68.2	40.67	35.18	11.5	35.21	202	342	P	V
802.11ac VHT80 CH 122 5610MHz		5459.2	54.51	-19.49	74	43.5	34.97	11.2	35.16	100	320	P	H
		5464.8	57.55	-10.65	68.2	46.48	34.98	11.25	35.16	100	320	P	H
		5450.1	46.31	-7.69	54	35.3	34.97	11.2	35.16	100	320	A	H
	*	5610	112.98	-	-	101.68	35.08	11.4	35.18	100	320	P	H
	*	5610	104.83	-	-	93.53	35.08	11.4	35.18	100	320	A	H
		5725.45	66.6	-1.6	68.2	55.12	35.18	11.5	35.2	100	320	P	H
		5455.35	55.67	-18.33	74	44.66	34.97	11.2	35.16	208	342	P	V
		5465.5	58.32	-9.88	68.2	47.25	34.98	11.25	35.16	208	342	P	V
		5459.2	47.6	-6.4	54	36.59	34.97	11.2	35.16	208	342	A	V
	*	5610	110.88	-	-	99.58	35.08	11.4	35.18	208	342	P	V
	*	5610	102.35	-	-	91.05	35.08	11.4	35.18	208	342	A	V
		5725	61.89	-6.31	68.2	50.41	35.18	11.5	35.2	208	342	P	V
Remark	1. No other spurious found. 2. All results are PASS against Peak and Average limit line.												

Band 3 5470~5725MHz

WIFI 802.11ac VHT80 (Harmonic @ 3m)

WIFI Ant. 1+2	Note	Frequency (MHz)	Level (dBμV/m)	Over Limit (dB)	Limit Line (dBμV/m)	Read Level (dBμV)	Antenna Factor (dB/m)	Path Loss (dB)	Preamp Factor (dB)	Ant Pos (cm)	Table Pos (deg)	Peak Avg. (P/A)	Pol. (H/V)
802.11ac VHT80 CH 106 5530MHz		11060	45.73	-28.27	74	48.33	37.87	17.87	58.34	100	0	P	H
		16590	50.31	-17.89	68.2	43.54	41.65	21.25	56.13	100	0	P	H
													H
													H
		11060	47.13	-26.87	74	49.73	37.87	17.87	58.34	100	0	P	V
		16590	50.42	-17.78	68.2	43.65	41.65	21.25	56.13	100	0	P	V
													V
													V
802.11ac VHT80 CH 122 5610MHz		11220	46.72	-27.28	74	48.81	37.82	18.07	57.98	100	0	P	H
		16830	51.29	-16.91	68.2	44.11	41.67	21.45	55.94	100	0	P	H
													H
													H
		11220	46.61	-27.39	74	48.7	37.82	18.07	57.98	100	0	P	V
		16830	50.99	-17.21	68.2	43.81	41.67	21.45	55.94	100	0	P	V
													V
													V
Remark	1. No other spurious found. 2. All results are PASS against Peak and Average limit line.												

Band 3 - Straddle Channel

WIFI 802.11a (Band Edge @ 3m)

WIFI Ant. 1+2	Note	Frequency (MHz)	Level (dBμV/m)	Over Limit (dB)	Limit Line (dBμV/m)	Read Level (dBμV)	Antenna Factor (dB/m)	Path Loss (dB)	Preamp Factor (dB)	Ant Pos (cm)	Table Pos (deg)	Peak Avg. (P/A)	Pol. (H/V)
802.11a CH 144 5720MHz	*	5720	118.45	-	-	106.97	35.18	11.5	35.2	100	313	P	H
	*	5720	111.08	-	-	99.6	35.18	11.5	35.2	100	313	A	H
													H
													H
													H
													H
	*	5720	116.67	-	-	105.19	35.18	11.5	35.2	312	32	P	V
	*	5720	109.5	-	-	98.02	35.18	11.5	35.2	312	32	A	V
													V
													V
													V
													V
Remark	1. No other spurious found. 2. All results are PASS against Peak and Average limit line.												

Band 3 - Straddle Channel

WIFI 802.11a (Harmonic @ 3m)

WIFI Ant. 1+2	Note	Frequency (MHz)	Level (dBµV/m)	Over Limit (dB)	Limit Line (dBµV/m)	Read Level (dBµV)	Antenna Factor (dB/m)	Path Loss (dB)	Preamp Factor (dB)	Ant Pos (cm)	Table Pos (deg)	Peak Avg. (P/A)	Pol. (H/V)
802.11a CH 144 5720MHz		11440	46.2	-27.8	74	47.22	38.06	18.38	57.46	100	0	P	H
		17160	50.69	-17.51	68.2	43.42	41.3	21.74	55.77	100	0	P	H
													H
													H
		11440	46.04	-27.96	74	47.06	38.06	18.38	57.46	100	0	P	V
		17160	51.57	-16.63	68.2	44.3	41.3	21.74	55.77	100	0	P	V
													V
													V
Remark	1. No other spurious found. 2. All results are PASS against Peak and Average limit line.												

Band 3 - Straddle Channel

WIFI 802.11ac VHT20 (Band Edge @ 3m)

WIFI Ant. 1+2	Note	Frequency (MHz)	Level (dBμV/m)	Over Limit (dB)	Limit Line (dBμV/m)	Read Level (dBμV)	Antenna Factor (dB/m)	Path Loss (dB)	Preamp Factor (dB)	Ant Pos (cm)	Table Pos (deg)	Peak Avg. (P/A)	Pol. (H/V)
802.11ac VHT20 CH 144 5720MHz	*	5720	118.4	-	-	106.92	35.18	11.5	35.2	100	313	P	H
	*	5720	111.17	-	-	99.69	35.18	11.5	35.2	100	313	A	H
													H
													H
													H
													H
	*	5720	116.93	-	-	105.45	35.18	11.5	35.2	312	32	P	V
	*	5720	109.67	-	-	98.19	35.18	11.5	35.2	312	32	A	V
													V
													V
													V
													V
Remark	1. No other spurious found. 2. All results are PASS against Peak and Average limit line.												

Band 3 - Straddle Channel

WIFI 802.11ac VHT20 (Harmonic @ 3m)

WIFI Ant. 1+2	Note	Frequency (MHz)	Level (dBµV/m)	Over Limit (dB)	Limit Line (dBµV/m)	Read Level (dBµV)	Antenna Factor (dB/m)	Path Loss (dB)	Preamp Factor (dB)	Ant Pos (cm)	Table Pos (deg)	Peak Avg. (P/A)	Pol. (H/V)
802.11ac VHT20 CH 144 5720MHz		11440	46.26	-27.74	74	47.41	37.93	18.38	57.46	100	0	P	H
		17160	50.37	-17.83	68.2	43.4	41	21.74	55.77	100	0	P	H
													H
													H
		11440	47.35	-26.65	74	48.5	37.93	18.38	57.46	100	0	P	V
		17160	50.5	-17.7	68.2	43.53	41	21.74	55.77	100	0	P	V
													V
													V
Remark	1. No other spurious found. 2. All results are PASS against Peak and Average limit line.												

Band 3 - Straddle Channel

WIFI 802.11ac VHT40 (Band Edge @ 3m)

WIFI Ant. 1+2	Note	Frequency (MHz)	Level (dBμV/m)	Over Limit (dB)	Limit Line (dBμV/m)	Read Level (dBμV)	Antenna Factor (dB/m)	Path Loss (dB)	Preamp Factor (dB)	Ant Pos (cm)	Table Pos (deg)	Peak Avg. (P/A)	Pol. (H/V)
802.11ac VHT40 CH 142 5710MHz	*	5710	117.25	-	-	105.78	35.17	11.5	35.2	100	313	P	H
	*	5710	109.16	-	-	97.69	35.17	11.5	35.2	100	313	A	H
													H
													H
													H
													H
	*	5710	116.59	-	-	105.12	35.17	11.5	35.2	270	32	P	V
	*	5710	108.57	-	-	97.1	35.17	11.5	35.2	270	32	A	V
													V
													V
													V
													V
Remark	1. No other spurious found. 2. All results are PASS against Peak and Average limit line.												

Band 3 - Straddle Channel

WIFI 802.11ac VHT40 (Harmonic @ 3m)

WIFI Ant. 1+2	Note	Frequency (MHz)	Level (dBμV/m)	Over Limit (dB)	Limit Line (dBμV/m)	Read Level (dBμV)	Antenna Factor (dB/m)	Path Loss (dB)	Preamp Factor (dB)	Ant Pos (cm)	Table Pos (deg)	Peak Avg. (P/A)	Pol. (H/V)
802.11ac VHT40 CH 142 5710MHz		11420	46.7	-27.3	74	47.95	37.92	18.33	57.5	100	0	P	H
		17130	49.93	-18.27	68.2	43	41	21.7	55.77	100	0	P	H
													H
													H
		11420	46.99	-27.01	74	48.24	37.92	18.33	57.5	100	0	P	V
		17130	50.21	-17.99	68.2	43.28	41	21.7	55.77	100	0	P	V
													V
													V
Remark	1. No other spurious found. 2. All results are PASS against Peak and Average limit line.												

Band 3 - Straddle Channel

WIFI 802.11ac VHT80 (Band Edge @ 3m)

WIFI Ant. 1+2	Note	Frequency (MHz)	Level (dBμV/m)	Over Limit (dB)	Limit Line (dBμV/m)	Read Level (dBμV)	Antenna Factor (dB/m)	Path Loss (dB)	Preamp Factor (dB)	Ant Pos (cm)	Table Pos (deg)	Peak Avg. (P/A)	Pol. (H/V)
802.11ac VHT80 CH 138 5690MHz	*	5690	113.44	-	-	102.03	35.15	11.46	35.2	100	313	P	H
	*	5690	105.57	-	-	94.16	35.15	11.46	35.2	100	313	A	H
													H
													H
													H
													H
	*	5690	112.79	-	-	101.38	35.15	11.46	35.2	346	33	P	V
	*	5690	105.19	-	-	93.78	35.15	11.46	35.2	346	33	A	V
													V
													V
													V
													V
Remark	1. No other spurious found. 2. All results are PASS against Peak and Average limit line.												

Band 3 - Straddle Channel

WIFI 802.11ac VHT80 (Harmonic @ 3m)

WIFI Ant. 1+2	Note	Frequency (MHz)	Level (dBµV/m)	Over Limit (dB)	Limit Line (dBµV/m)	Read Level (dBµV)	Antenna Factor (dB/m)	Path Loss (dB)	Preamp Factor (dB)	Ant Pos (cm)	Table Pos (deg)	Peak Avg. (P/A)	Pol. (H/V)
802.11ac VHT80 CH 138 5690MHz		11380	46.91	-27.09	74	48.31	37.9	18.28	57.58	100	0	P	H
		17070	50.01	-18.19	68.2	43.01	41.13	21.66	55.79	100	0	P	H
													H
													H
		11380	46.11	-27.89	74	47.51	37.9	18.28	57.58	100	0	P	V
		17070	50.49	-17.71	68.2	43.49	41.13	21.66	55.79	100	0	P	V
													V
													V
Remark	1. No other spurious found. 2. All results are PASS against Peak and Average limit line.												

Emission below 1GHz

WIFI 802.11ac VHT20 (LF @ 3m)

WIFI Ant. 1+2	Note	Frequency (MHz)	Level (dBμV/m)	Over Limit (dB)	Limit Line (dBμV/m)	Read Level (dBμV)	Antenna Factor (dB/m)	Path Loss (dB)	Preamp Factor (dB)	Ant Pos (cm)	Table Pos (deg)	Peak Avg. (P/A)	Pol. (H/V)
802.11ac VHT20 LF		30.27	27.13	-12.87	40	32.55	24.6	1.33	31.35	100	0	P	H
		69.15	26.63	-13.37	40	44.28	12.24	1.7	31.59	-	-	P	H
		103.71	28.71	-14.79	43.5	41.85	16.39	2.03	31.56	-	-	P	H
		379.1	29.75	-16.25	46	36.93	20.93	3.06	31.17	-	-	P	H
		853.7	30.62	-15.38	46	27.57	28.86	4.74	30.55	-	-	P	H
		951	32.66	-13.34	46	27.73	30.39	5.05	30.51	-	-	P	H
													H
													H
													H
													H
													H
													H
		30	32.51	-7.49	40	37.93	24.6	1.33	31.35	100	0	P	V
		37.56	29.05	-10.95	40	38.75	20.42	1.33	31.45	-	-	P	V
		48.9	28.36	-11.64	40	43.55	15.07	1.34	31.6	-	-	P	V
		759.9	29.34	-16.66	46	27.68	27.83	4.46	30.63	-	-	P	V
		827.8	30.04	-15.96	46	27.81	28.06	4.74	30.57	-	-	P	V
		948.2	32.64	-13.36	46	27.83	30.28	5.05	30.52	-	-	P	V
													V
													V
													V
													V
													V
													V
Remark	1. No other spurious found. 2. All results are PASS against limit line.												

<For Earphone 2>

Band 2 - 5250~5350MHz

WIFI 802.11ac VHT80 (Band Edge @ 3m)

WIFI Ant. 1+2	Note	Frequency (MHz)	Level (dBμV/m)	Over Limit (dB)	Limit Line (dBμV/m)	Read Level (dBμV)	Antenna Factor (dB/m)	Path Loss (dB)	Preamp Factor (dB)	Ant Pos (cm)	Table Pos (deg)	Peak Avg. (P/A)	Pol. (H/V)
802.11ac VHT80 CH 58 5290MHz		5103.25	48.9	-25.1	74	38.98	34.1	10.96	35.14	100	342	P	H
		5131.95	40.53	-13.47	54	30.54	34.17	10.96	35.14	100	342	A	H
	*	5290	99.01	-	-	88.77	34.27	11.12	35.15	100	342	P	H
	*	5290	91.5	-	-	81.26	34.27	11.12	35.15	100	342	A	H
		5350.56	61.43	-12.57	74	51.04	34.4	11.14	35.15	100	342	P	H
		5350.32	52.6	-1.4	54	42.21	34.4	11.14	35.15	100	342	A	H
		5128.1	48.93	-25.07	74	38.94	34.17	10.96	35.14	338	19	P	V
		5145.6	40.81	-13.19	54	30.72	34.2	11.03	35.14	338	19	A	V
	*	5290	99.26	-	-	89.02	34.27	11.12	35.15	338	19	P	V
	*	5290	91.77	-	-	81.53	34.27	11.12	35.15	338	19	A	V
		5361.84	56	-18	74	45.61	34.4	11.14	35.15	338	19	P	V
		5361.84	49.45	-4.55	54	39.06	34.4	11.14	35.15	338	19	A	V
Remark	1. No other spurious found. 2. All results are PASS against Peak and Average limit line.												

Band 2 5250~5350MHz

WIFI 802.11ac VHT80 (Harmonic @ 3m)

WIFI Ant. 1+2	Note	Frequency (MHz)	Level (dBμV/m)	Over Limit (dB)	Limit Line (dBμV/m)	Read Level (dBμV)	Antenna Factor (dB/m)	Path Loss (dB)	Preamp Factor (dB)	Ant Pos (cm)	Table Pos (deg)	Peak Avg. (P/A)	Pol. (H/V)
802.11ac VHT80 CH 58 5290MHz		10580	47.49	-20.71	68.2	51.74	37.57	17.26	59.08	100	0	P	H
		15870	49.01	-24.99	74	44.51	40.34	20.68	56.52	100	0	P	H
													H
													H
		10580	47.3	-20.9	68.2	51.55	37.57	17.26	59.08	100	0	P	V
		15870	49.8	-24.2	74	45.3	40.34	20.68	56.52	100	0	P	V
													V
													V
Remark	1. No other spurious found. 2. All results are PASS against Peak and Average limit line.												

Emission below 1GHz

WIFI 802.11ac VHT80 (LF @ 3m)

WIFI Ant. 1+2	Note	Frequency (MHz)	Level (dBμV/m)	Over Limit (dB)	Limit Line (dBμV/m)	Read Level (dBμV)	Antenna Factor (dB/m)	Path Loss (dB)	Preamp Factor (dB)	Ant Pos (cm)	Table Pos (deg)	Peak Avg. (P/A)	Pol. (H/V)
802.11ac VHT80 LF		30.27	28.01	-11.99	40	33.43	24.6	1.33	31.35	100	0	P	H
		48.36	24.28	-15.72	40	39.47	15.07	1.34	31.6	-	-	P	H
		68.34	26.86	-13.14	40	44.51	12.24	1.7	31.59	-	-	P	H
		377.7	28.96	-17.04	46	36.17	20.9	3.06	31.17	-	-	P	H
		882.4	31.32	-14.68	46	28.09	28.87	4.89	30.53	-	-	P	H
		957.3	32.99	-13.01	46	27.7	30.75	5.05	30.51	-	-	P	H
													H
													H
													H
													H
													H
													H
		30	32.09	-7.91	40	37.51	24.6	1.33	31.35	100	0	P	V
		37.29	30.72	-9.28	40	40.42	20.42	1.33	31.45	-	-	P	V
		48.36	28.44	-11.56	40	43.63	15.07	1.34	31.6	-	-	P	V
		776.7	29.55	-16.45	46	27.74	27.96	4.46	30.61	-	-	P	V
		845.3	30.03	-15.97	46	27.19	28.66	4.74	30.56	-	-	P	V
		950.3	31.98	-14.02	46	27.05	30.39	5.05	30.51	-	-	P	V
													V
													V
													V
													V
													V
													V
Remark	1. No other spurious found. 2. All results are PASS against limit line.												

<For Notebook Mode>

Band 2 - 5250~5350MHz

WIFI 802.11ac VHT80 (Band Edge @ 3m)

WIFI Ant.	Note	Frequency	Level	Over Limit	Limit Line	Read Level	Antenna Factor	Path Loss	Preamp Factor	Ant Pos	Table Pos	Peak Avg.	Pol.
1+2		(MHz)	(dBμV/m)	(dB)	(dBμV/m)	(dBμV)	(dB/m)	(dB)	(dB)	(cm)	(deg)	(P/A)	(H/V)
802.11ac VHT80 CH 58 5290MHz		5100.1	49.22	-24.78	74	39.3	34.1	10.96	35.14	100	344	P	H
		5131.95	40.71	-13.29	54	30.72	34.17	10.96	35.14	100	344	A	H
	*	5290	98.96	-	-	88.72	34.27	11.12	35.15	100	344	P	H
	*	5290	91.45	-	-	81.21	34.27	11.12	35.15	100	344	A	H
		5354.16	61.18	-12.82	74	50.79	34.4	11.14	35.15	100	344	P	H
		5352.96	52.86	-1.14	54	42.47	34.4	11.14	35.15	100	344	A	H
		5129.5	48.68	-25.32	74	38.69	34.17	10.96	35.14	338	19	P	V
		5145.95	40.74	-13.26	54	30.65	34.2	11.03	35.14	338	19	A	V
	*	5290	99.51	-	-	89.27	34.27	11.12	35.15	338	19	P	V
	*	5290	91.74	-	-	81.5	34.27	11.12	35.15	338	19	A	V
		5361.12	56.43	-17.57	74	46.04	34.4	11.14	35.15	338	19	P	V
		5361.84	49.79	-4.21	54	39.4	34.4	11.14	35.15	338	19	A	V
Remark	1. No other spurious found. 2. All results are PASS against Peak and Average limit line.												

Band 2 5250~5350MHz

WIFI 802.11ac VHT80 (Harmonic @ 3m)

WIFI Ant. 1+2	Note	Frequency (MHz)	Level (dBμV/m)	Over Limit (dB)	Limit Line (dBμV/m)	Read Level (dBμV)	Antenna Factor (dB/m)	Path Loss (dB)	Preamp Factor (dB)	Ant Pos (cm)	Table Pos (deg)	Peak Avg. (P/A)	Pol. (H/V)
802.11ac VHT80 CH 58 5290MHz		10580	47.7	-20.5	68.2	51.95	37.57	17.26	59.08	100	0	P	H
		15870	49.85	-24.15	74	45.35	40.34	20.68	56.52	100	0	P	H
													H
													H
		10580	47.4	-20.8	68.2	51.65	37.57	17.26	59.08	100	0	P	V
		15870	49.41	-24.59	74	44.91	40.34	20.68	56.52	100	0	P	V
													V
													V
Remark	1. No other spurious found. 2. All results are PASS against Peak and Average limit line.												

Emission below 1GHz

WIFI 802.11ac VHT80 (LF @ 3m)

WIFI Ant. 1+2	Note	Frequency (MHz)	Level (dBμV/m)	Over Limit (dB)	Limit Line (dBμV/m)	Read Level (dBμV)	Antenna Factor (dB/m)	Path Loss (dB)	Preamp Factor (dB)	Ant Pos (cm)	Table Pos (deg)	Peak Avg. (P/A)	Pol. (H/V)
802.11ac VHT80 LF		30	27.7	-12.3	40	33.12	24.6	1.33	31.35	-	-	P	H
		63.48	30.77	-9.23	40	48.82	11.84	1.71	31.6	100	0	P	H
		75.63	28.78	-11.22	40	45.81	12.84	1.71	31.58	-	-	P	H
		372.1	29.42	-16.58	46	36.71	20.83	3.06	31.18	-	-	P	H
		887.3	31.94	-14.06	46	28.75	28.83	4.89	30.53	-	-	P	H
		951	32.25	-13.75	46	27.32	30.39	5.05	30.51	-	-	P	H
													H
													H
													H
													H
													H
													H
		30	32.5	-7.5	40	37.92	24.6	1.33	31.35	100	0	P	V
		36.48	30.55	-9.45	40	39.69	20.97	1.33	31.44	-	-	P	V
		47.01	31.96	-8.04	40	46.71	15.48	1.34	31.57	-	-	P	V
		791.4	30.24	-15.76	46	28.27	27.97	4.6	30.6	-	-	P	V
		852.3	30.98	-15.02	46	27.96	28.83	4.74	30.55	-	-	P	V
		949.6	31.44	-14.56	46	26.58	30.33	5.05	30.52	-	-	P	V
													V
													V
													V
													V
													V
													V
Remark	1. No other spurious found. 2. All results are PASS against limit line.												

<TXBF Mode>

Band 1 - 5150~5250MHz

WIFI 802.11ac VHT20 (Band Edge @ 3m)

WIFI Ant. 1+2	Note	Frequency (MHz)	Level (dBμV/m)	Over Limit (dB)	Limit Line (dBμV/m)	Read Level (dBμV)	Antenna Factor (dB/m)	Path Loss (dB)	Preamp Factor (dB)	Ant Pos (cm)	Table Pos (deg)	Peak Avg. (P/A)	Pol. (H/V)
802.11ac VHT20 CH 36 5180MHz		5143	65.83	-8.17	74	55.15	34.79	11.03	35.14	216	325	P	H
		5148.46	51.95	-2.05	54	41.27	34.79	11.03	35.14	216	325	A	H
	*	5180	119.44	-	-	108.74	34.81	11.03	35.14	216	325	P	H
	*	5180	110.57	-	-	99.87	34.81	11.03	35.14	216	325	A	H
													H
													H
		5149.5	67.26	-6.74	74	56.58	34.79	11.03	35.14	353	28	P	V
		5148.98	49.93	-4.07	54	39.25	34.79	11.03	35.14	353	28	A	V
	*	5180	116.69	-	-	105.99	34.81	11.03	35.14	353	28	P	V
	*	5180	107.93	-	-	97.23	34.81	11.03	35.14	353	28	A	V
													V
													V
802.11ac VHT20 CH 44 5220MHz		5149.24	56.62	-17.38	74	45.94	34.79	11.03	35.14	223	327	P	H
		5148.46	43.1	-10.9	54	32.42	34.79	11.03	35.14	223	327	A	H
	*	5220	119.03	-	-	108.24	34.83	11.1	35.14	223	327	P	H
	*	5220	109.17	-	-	98.38	34.83	11.1	35.14	223	327	A	H
		5353.32	51.12	-22.88	74	40.22	34.91	11.14	35.15	223	327	P	H
		5425	41.33	-12.67	54	30.34	34.95	11.2	35.16	223	327	A	H
		5147.94	56.05	-17.95	74	45.37	34.79	11.03	35.14	347	28	P	V
		5148.98	43.01	-10.99	54	32.33	34.79	11.03	35.14	347	28	A	V
	*	5220	115.44	-	-	104.65	34.83	11.1	35.14	347	28	P	V
	*	5220	106.02	-	-	95.23	34.83	11.1	35.14	347	28	A	V
		5396.44	51.12	-22.88	74	40.18	34.94	11.15	35.15	347	28	P	V
		5354.44	41.42	-12.58	54	30.52	34.91	11.14	35.15	347	28	A	V

802.11ac VHT20 CH 48 5240MHz		5149.24	50.35	-23.65	74	39.67	34.79	11.03	35.14	220	322	P	H
		5150	42.01	-11.99	54	31.33	34.79	11.03	35.14	220	322	A	H
	*	5240	118.6	-	-	107.79	34.84	11.11	35.14	220	322	P	H
	*	5240	108.89	-	-	98.08	34.84	11.11	35.14	220	322	A	H
		5360.04	50.21	-23.79	74	39.31	34.91	11.14	35.15	220	322	P	H
		5354.16	41.9	-12.1	54	31	34.91	11.14	35.15	220	322	A	H
		5148.2	52.86	-21.14	74	42.18	34.79	11.03	35.14	346	26	P	V
		5149.5	41.69	-12.31	54	31.01	34.79	11.03	35.14	346	26	A	V
	*	5240	116.19	-	-	105.38	34.84	11.11	35.14	346	26	P	V
	*	5240	107.7	-	-	96.89	34.84	11.11	35.14	346	26	A	V
		5366.76	50.83	-23.17	74	39.92	34.92	11.14	35.15	346	26	P	V
		5352.76	41.97	-12.03	54	31.07	34.91	11.14	35.15	346	26	A	V
Remark	1. No other spurious found. 2. All results are PASS against Peak and Average limit line.												

Band 1 5150~5250MHz

WIFI 802.11ac VHT20 (Harmonic @ 3m)

WIFI Ant. 1+2	Note	Frequency (MHz)	Level (dBµV/m)	Over Limit (dB)	Limit Line (dBµV/m)	Read Level (dBµV)	Antenna Factor (dB/m)	Path Loss (dB)	Preamp Factor (dB)	Ant Pos (cm)	Table Pos (deg)	Peak Avg. (P/A)	Pol. (H/V)
802.11ac VHT20 CH 36 5180MHz		10360	45.26	-22.94	68.2	50.36	37.23	17	59.33	100	0	P	H
		15540	49.08	-24.92	74	45.32	39.83	20.52	56.59	100	0	P	H
													H
													H
		10360	45.43	-22.77	68.2	50.53	37.23	17	59.33	100	0	P	V
		15540	49.78	-24.22	74	46.02	39.83	20.52	56.59	100	0	P	V
													V
													V
802.11ac VHT20 CH 44 5220MHz		10440	47.49	-20.71	68.2	52.33	37.33	17.1	59.27	100	0	P	H
		15660	49.67	-24.33	74	45.82	39.85	20.57	56.57	100	0	P	H
													H
													H
		10440	47.44	-20.76	68.2	52.28	37.33	17.1	59.27	100	0	P	V
		15660	49.68	-24.32	74	45.83	39.85	20.57	56.57	100	0	P	V
													V
													V
802.11ac VHT20 CH 48 5240MHz		10480	47.41	-20.79	68.2	52.1	37.38	17.15	59.22	100	0	P	H
		15720	49.52	-24.48	74	45.62	39.85	20.61	56.56	100	0	P	H
													H
													H
		10480	46.91	-21.29	68.2	51.6	37.38	17.15	59.22	100	0	P	V
		15720	49.64	-24.36	74	45.74	39.85	20.61	56.56	100	0	P	V
													V
													V
Remark	1. No other spurious found. 2. All results are PASS against Peak and Average limit line.												

Band 1 5150~5250MHz

WIFI 802.11ac VHT40 (Band Edge @ 3m)

WIFI Ant. 1+2	Note	Frequency (MHz)	Level (dBμV/m)	Over Limit (dB)	Limit Line (dBμV/m)	Read Level (dBμV)	Antenna Factor (dB/m)	Path Loss (dB)	Preamp Factor (dB)	Ant Pos (cm)	Table Pos (deg)	Peak Avg. (P/A)	Pol. (H/V)
802.11ac VHT40 CH 38 5190MHz		5133.12	61.92	-12.08	74	51.32	34.78	10.96	35.14	100	333	P	H
		5150	51.34	-2.66	54	40.66	34.79	11.03	35.14	100	333	A	H
	*	5190	109.8	-	-	99.03	34.81	11.1	35.14	100	333	P	H
	*	5190	102.3	-	-	91.53	34.81	11.1	35.14	100	333	A	H
		5376.84	49.99	-24.01	74	39.08	34.92	11.14	35.15	100	333	P	H
		5355	40.79	-13.21	54	29.89	34.91	11.14	35.15	100	333	A	H
		5148.46	62.41	-11.59	74	51.73	34.79	11.03	35.14	334	12	P	V
		5150	47.22	-6.78	54	36.54	34.79	11.03	35.14	334	12	A	V
	*	5190	109.41	-	-	98.64	34.81	11.1	35.14	334	12	P	V
	*	5190	101.35	-	-	90.58	34.81	11.1	35.14	334	12	A	V
		5446.28	49.8	-24.2	74	38.79	34.97	11.2	35.16	334	12	P	V
		5356.4	40.92	-13.08	54	30.02	34.91	11.14	35.15	334	12	A	V
802.11ac VHT40 CH 46 5230MHz		5143.26	58.34	-15.66	74	47.66	34.79	11.03	35.14	222	326	P	H
		5149.5	48.23	-5.77	54	37.55	34.79	11.03	35.14	222	326	A	H
	*	5230	117.37	-	-	106.56	34.84	11.11	35.14	222	326	P	H
	*	5230	108.99	-	-	98.18	34.84	11.11	35.14	222	326	A	H
		5351.92	56.27	-17.73	74	45.37	34.91	11.14	35.15	222	326	P	H
		5351.64	43.49	-10.51	54	32.59	34.91	11.14	35.15	222	326	A	H
		5127.4	55.68	-18.32	74	45.08	34.78	10.96	35.14	365	10	P	V
		5149.24	46.04	-7.96	54	35.36	34.79	11.03	35.14	365	10	A	V
	*	5230	114.06	-	-	103.25	34.84	11.11	35.14	365	10	P	V
	*	5230	106.18	-	-	95.37	34.84	11.11	35.14	365	10	A	V
		5362.28	55.88	-18.12	74	44.97	34.92	11.14	35.15	365	10	P	V
		5350.8	43.33	-10.67	54	32.43	34.91	11.14	35.15	365	10	A	V
Remark	1. No other spurious found. 2. All results are PASS against Peak and Average limit line.												

Band 1 5150~5250MHz

WIFI 802.11ac VHT40 (Harmonic @ 3m)

WIFI Ant. 1+2	Note	Frequency (MHz)	Level (dBμV/m)	Over Limit (dB)	Limit Line (dBμV/m)	Read Level (dBμV)	Antenna Factor (dB/m)	Path Loss (dB)	Preamp Factor (dB)	Ant Pos (cm)	Table Pos (deg)	Peak Avg. (P/A)	Pol. (H/V)
802.11ac VHT40 CH 38 5190MHz		10380	46.52	-21.68	68.2	51.57	37.27	17	59.32	100	0	P	H
		15570	48.83	-25.17	74	45.01	39.87	20.54	56.59	100	0	P	H
													H
													H
		10380	46.29	-21.91	68.2	51.34	37.27	17	59.32	100	0	P	V
		15570	48.88	-25.12	74	45.06	39.87	20.54	56.59	100	0	P	V
													V
													V
802.11ac VHT40 CH 46 5230MHz		10460	46.41	-21.79	68.2	51.21	37.35	17.1	59.25	100	0	P	H
		15690	49.59	-24.41	74	45.74	39.82	20.59	56.56	100	0	P	H
													H
													H
		10460	47.13	-21.07	68.2	51.93	37.35	17.1	59.25	100	0	P	V
		15690	49.95	-24.05	74	46.1	39.82	20.59	56.56	100	0	P	V
													V
													V
Remark	1. No other spurious found. 2. All results are PASS against Peak and Average limit line.												

Band 1 5150~5250MHz

WIFI 802.11ac VHT80 (Band Edge @ 3m)

WIFI Ant. 1+2	Note	Frequency (MHz)	Level (dBμV/m)	Over Limit (dB)	Limit Line (dBμV/m)	Read Level (dBμV)	Antenna Factor (dB/m)	Path Loss (dB)	Preamp Factor (dB)	Ant Pos (cm)	Table Pos (deg)	Peak Avg. (P/A)	Pol. (H/V)
802.11ac VHT80 CH 42 5210MHz		5145.86	61.62	-12.38	74	50.94	34.79	11.03	35.14	100	329	P	H
		5136.76	51.55	-2.45	54	40.95	34.78	10.96	35.14	100	329	A	H
	*	5210	107.76	-	-	96.97	34.83	11.1	35.14	100	329	P	H
	*	5210	99.44	-	-	88.65	34.83	11.1	35.14	100	329	A	H
		5393.64	50.85	-23.15	74	39.92	34.93	11.15	35.15	100	329	P	H
		5350.8	42.35	-11.65	54	31.45	34.91	11.14	35.15	100	329	A	H
		5148.98	62.33	-11.67	74	51.65	34.79	11.03	35.14	209	325	P	V
		5147.68	49.37	-4.63	54	38.69	34.79	11.03	35.14	209	325	A	V
	*	5210	103.22	-	-	92.43	34.83	11.1	35.14	209	325	P	V
	*	5210	95.83	-	-	85.04	34.83	11.1	35.14	209	325	A	V
		5357.52	50.1	-23.9	74	39.2	34.91	11.14	35.15	209	325	P	V
		5350	40.97	-13.03	54	30.07	34.91	11.14	35.15	209	325	A	V
Remark	1. No other spurious found. 2. All results are PASS against Peak and Average limit line.												

Band 1 5150~5250MHz

WIFI 802.11ac VHT80 (Harmonic @ 3m)

WIFI Ant. 1+2	Note	Frequency (MHz)	Level (dBμV/m)	Over Limit (dB)	Limit Line (dBμV/m)	Read Level (dBμV)	Antenna Factor (dB/m)	Path Loss (dB)	Preamp Factor (dB)	Ant Pos (cm)	Table Pos (deg)	Peak Avg. (P/A)	Pol. (H/V)
802.11ac VHT80 CH 42 5210MHz		10420	47.25	-20.95	68.2	52.16	37.32	17.05	59.28	100	0	P	H
		15630	48.87	-25.13	74	45	39.87	20.57	56.57	100	0	P	H
													H
													H
		10420	47.2	-21	68.2	52.11	37.32	17.05	59.28	100	0	P	V
		15630	49.13	-24.87	74	45.26	39.87	20.57	56.57	100	0	P	V
													V
													V
Remark	1. No other spurious found. 2. All results are PASS against Peak and Average limit line.												

Band 2 - 5250~5350MHz

WIFI 802.11ac VHT20 (Band Edge @ 3m)

WIFI Ant. 1+2	Note	Frequency (MHz)	Level (dBμV/m)	Over Limit (dB)	Limit Line (dBμV/m)	Read Level (dBμV)	Antenna Factor (dB/m)	Path Loss (dB)	Preamp Factor (dB)	Ant Pos (cm)	Table Pos (deg)	Peak Avg. (P/A)	Pol. (H/V)
802.11ac VHT20 CH 52 5260MHz		5124.6	50.08	-23.92	74	39.48	34.78	10.96	35.14	226	324	P	H
		5147.7	41.05	-12.95	54	30.37	34.79	11.03	35.14	226	324	A	H
	*	5260	117.48	-	-	106.66	34.86	11.11	35.15	226	324	P	H
	*	5260	108.17	-	-	97.35	34.86	11.11	35.15	226	324	A	H
		5369.76	53.44	-20.56	74	42.53	34.92	11.14	35.15	226	324	P	H
		5356.56	43.52	-10.48	54	32.62	34.91	11.14	35.15	226	324	A	H
		5005.6	49.3	-24.7	74	38.96	34.71	10.76	35.13	329	19	P	V
		5149.8	40.56	-13.44	54	29.88	34.79	11.03	35.14	329	19	A	V
	*	5260	114.87	-	-	104.05	34.86	11.11	35.15	329	19	P	V
	*	5260	106.45	-	-	95.63	34.86	11.11	35.15	329	19	A	V
		5370.96	54.62	-19.38	74	43.71	34.92	11.14	35.15	329	19	P	V
		5352.72	42.5	-11.5	54	31.6	34.91	11.14	35.15	329	19	A	V
802.11ac VHT20 CH 60 5300MHz		5128.8	49.57	-24.43	74	38.97	34.78	10.96	35.14	224	329	P	H
		5131.95	40.5	-13.5	54	29.9	34.78	10.96	35.14	224	329	A	H
	*	5300	116.91	-	-	106.06	34.88	11.12	35.15	224	329	P	H
	*	5300	107.99	-	-	97.14	34.88	11.12	35.15	224	329	A	H
		5352.48	65.46	-8.54	74	54.56	34.91	11.14	35.15	224	329	P	H
		5351.04	47.58	-6.42	54	36.68	34.91	11.14	35.15	224	329	A	H
		5149.8	49.52	-24.48	74	38.84	34.79	11.03	35.14	290	19	P	V
		5145.6	40.46	-13.54	54	29.78	34.79	11.03	35.14	290	19	A	V
	*	5300	115.1	-	-	104.25	34.88	11.12	35.15	290	19	P	V
	*	5300	105.87	-	-	95.02	34.88	11.12	35.15	290	19	A	V
		5354.88	65.11	-8.89	74	54.21	34.91	11.14	35.15	290	19	P	V
		5351.28	47.91	-6.09	54	37.01	34.91	11.14	35.15	290	19	A	V

	*	5320	118.8	-	-	107.93	34.89	11.13	35.15	218	328	P	H
	*	5320	109.68	-	-	98.81	34.89	11.13	35.15	218	328	A	H
		5354.56	67.69	-6.31	74	56.79	34.91	11.14	35.15	218	328	P	H
		5351.52	51.6	-2.4	54	40.7	34.91	11.14	35.15	218	328	A	H
802.11ac													H
VHT20													H
CH 64	*	5320	114.18	-	-	103.31	34.89	11.13	35.15	334	28	P	V
5320MHz	*	5320	105.89	-	-	95.02	34.89	11.13	35.15	334	28	A	V
		5354.72	68.67	-5.33	74	57.77	34.91	11.14	35.15	334	28	P	V
		5350.08	51.55	-2.45	54	40.65	34.91	11.14	35.15	334	28	A	V
													V
													V
Remark	1. No other spurious found. 2. All results are PASS against Peak and Average limit line.												

Band 2 5250~5350MHz

WIFI 802.11ac VHT20 (Harmonic @ 3m)

WIFI Ant. 1+2	Note	Frequency (MHz)	Level (dBμV/m)	Over Limit (dB)	Limit Line (dBμV/m)	Read Level (dBμV)	Antenna Factor (dB/m)	Path Loss (dB)	Preamp Factor (dB)	Ant Pos (cm)	Table Pos (deg)	Peak Avg. (P/A)	Pol. (H/V)
802.11ac VHT20 CH 52 5260MHz		10520	46.92	-21.28	68.2	51.47	37.43	17.2	59.18	100	0	P	H
		15780	49.22	-24.78	74	45.14	40	20.62	56.54	100	0	P	H
													H
													H
		10520	47.21	-20.99	68.2	51.76	37.43	17.2	59.18	100	0	P	V
		15780	49.28	-24.72	74	45.2	40	20.62	56.54	100	0	P	V
													V
													V
802.11ac VHT20 CH 60 5300MHz		10600	48.06	-25.94	74	52.21	37.6	17.31	59.06	100	0	P	H
		15900	49.63	-24.37	74	45.07	40.4	20.68	56.52	100	0	P	H
													H
													H
		10600	48.95	-25.05	74	53.1	37.6	17.31	59.06	100	0	P	V
		15900	49.71	-24.29	74	45.15	40.4	20.68	56.52	100	0	P	V
													V
													V
802.11ac VHT20 CH 64 5320MHz		10640	47.91	-26.09	74	51.96	37.6	17.36	59.01	100	0	P	H
		15960	49.49	-24.51	74	44.96	40.33	20.71	56.51	100	0	P	H
													H
													H
		10640	48.04	-25.96	74	52.09	37.6	17.36	59.01	100	0	P	V
		15960	49.86	-24.14	74	45.33	40.33	20.71	56.51	100	0	P	V
													V
													V
Remark	1. No other spurious found. 2. All results are PASS against Peak and Average limit line.												

Band 2 5250~5350MHz

WIFI 802.11ac VHT40 (Band Edge @ 3m)

WIFI Ant. 1+2	Note	Frequency (MHz)	Level (dBμV/m)	Over Limit (dB)	Limit Line (dBμV/m)	Read Level (dBμV)	Antenna Factor (dB/m)	Path Loss (dB)	Preamp Factor (dB)	Ant Pos (cm)	Table Pos (deg)	Peak Avg. (P/A)	Pol. (H/V)
802.11ac VHT40 CH 54 5270MHz		5150	50.29	-23.71	74	39.61	34.79	11.03	35.14	100	335	P	H
		5149.8	42.3	-11.7	54	31.62	34.79	11.03	35.14	100	335	A	H
	*	5270	115.95	-	-	105.12	34.86	11.12	35.15	100	335	P	H
	*	5270	107.39	-	-	96.56	34.86	11.12	35.15	100	335	A	H
		5352.96	61.6	-12.4	74	50.7	34.91	11.14	35.15	100	335	P	H
		5350.32	51.52	-2.48	54	40.62	34.91	11.14	35.15	100	335	A	H
		5150	51.8	-22.2	74	41.12	34.79	11.03	35.14	338	16	P	V
		5148.05	41.86	-12.14	54	31.18	34.79	11.03	35.14	338	16	A	V
	*	5270	113.65	-	-	102.82	34.86	11.12	35.15	338	16	P	V
	*	5270	104.6	-	-	93.77	34.86	11.12	35.15	338	16	A	V
		5352.96	62.46	-11.54	74	51.56	34.91	11.14	35.15	338	16	P	V
		5351.04	49.85	-4.15	54	38.95	34.91	11.14	35.15	338	16	A	V
802.11ac VHT40 CH 62 5310MHz		5023.45	49.51	-24.49	74	39.09	34.72	10.83	35.13	100	342	P	H
		5106.05	40.46	-13.54	54	29.87	34.77	10.96	35.14	100	342	A	H
	*	5310	108.5	-	-	97.63	34.89	11.13	35.15	100	342	P	H
	*	5310	100.76	-	-	89.89	34.89	11.13	35.15	100	342	A	H
		5350.32	66.77	-7.23	74	55.87	34.91	11.14	35.15	100	342	P	H
		5350.08	52.32	-1.68	54	41.42	34.91	11.14	35.15	100	342	A	H
		5003.5	50.52	-23.48	74	40.18	34.71	10.76	35.13	306	21	P	V
		5145.6	40.44	-13.56	54	29.76	34.79	11.03	35.14	306	21	A	V
	*	5310	108.42	-	-	97.55	34.89	11.13	35.15	306	21	P	V
	*	5310	99.97	-	-	89.1	34.89	11.13	35.15	306	21	A	V
		5356.56	66.75	-7.25	74	55.85	34.91	11.14	35.15	306	21	P	V
		5350.08	48.85	-5.15	54	37.95	34.91	11.14	35.15	306	21	A	V
Remark	1. No other spurious found. 2. All results are PASS against Peak and Average limit line.												

Band 2 5250~5350MHz

WIFI 802.11ac VHT40 (Harmonic @ 3m)

WIFI Ant. 1+2	Note	Frequency (MHz)	Level (dBμV/m)	Over Limit (dB)	Limit Line (dBμV/m)	Read Level (dBμV)	Antenna Factor (dB/m)	Path Loss (dB)	Preamp Factor (dB)	Ant Pos (cm)	Table Pos (deg)	Peak Avg. (P/A)	Pol. (H/V)
802.11ac VHT40 CH 54 5270MHz		10540	47.67	-20.53	68.2	52.15	37.47	17.2	59.15	100	0	P	H
		15810	49.74	-24.26	74	45.54	40.1	20.64	56.54	100	0	P	H
													H
													H
		10540	46.91	-21.29	68.2	51.39	37.47	17.2	59.15	100	0	P	V
		15810	49.74	-24.26	74	45.54	40.1	20.64	56.54	100	0	P	V
													V
													V
802.11ac VHT40 CH 62 5310MHz		10620	47.73	-26.27	74	51.85	37.6	17.31	59.03	100	0	P	H
		15930	49.97	-24.03	74	45.41	40.37	20.7	56.51	100	0	P	H
													H
													H
		10620	47.88	-26.12	74	52	37.6	17.31	59.03	100	0	P	V
		15930	49.54	-24.46	74	44.98	40.37	20.7	56.51	100	0	P	V
													V
													V
Remark	1. No other spurious found. 2. All results are PASS against Peak and Average limit line.												

Band 2 5250~5350MHz

WIFI 802.11ac VHT80 (Band Edge @ 3m)

WIFI Ant. 1+2	Note	Frequency (MHz)	Level (dBμV/m)	Over Limit (dB)	Limit Line (dBμV/m)	Read Level (dBμV)	Antenna Factor (dB/m)	Path Loss (dB)	Preamp Factor (dB)	Ant Pos (cm)	Table Pos (deg)	Peak Avg. (P/A)	Pol. (H/V)
802.11ac VHT80 CH 58 5290MHz		5094.15	50.62	-23.38	74	40.1	34.76	10.9	35.14	100	325	P	H
		5148.75	40.67	-13.33	54	29.99	34.79	11.03	35.14	100	325	A	H
	*	5290	103.26	-	-	92.42	34.87	11.12	35.15	100	325	P	H
	*	5290	94.96	-	-	84.12	34.87	11.12	35.15	100	325	A	H
		5352.96	61.03	-12.97	74	50.13	34.91	11.14	35.15	100	325	P	H
		5351.28	52.81	-1.19	54	41.91	34.91	11.14	35.15	100	325	A	H
		5040.95	49.82	-24.18	74	39.39	34.73	10.83	35.13	365	33	P	V
		5145.6	40.38	-13.62	54	29.7	34.79	11.03	35.14	365	33	A	V
	*	5290	102.17	-	-	91.33	34.87	11.12	35.15	365	33	P	V
	*	5290	93.45	-	-	82.61	34.87	11.12	35.15	365	33	A	V
		5359.68	60.05	-13.95	74	49.15	34.91	11.14	35.15	365	33	P	V
		5356.56	48.31	-5.69	54	37.41	34.91	11.14	35.15	365	33	A	V
Remark	1. No other spurious found. 2. All results are PASS against Peak and Average limit line.												

Band 2 5250~5350MHz

WIFI 802.11ac VHT80 (Harmonic @ 3m)

WIFI Ant. 1+2	Note	Frequency (MHz)	Level (dBμV/m)	Over Limit (dB)	Limit Line (dBμV/m)	Read Level (dBμV)	Antenna Factor (dB/m)	Path Loss (dB)	Preamp Factor (dB)	Ant Pos (cm)	Table Pos (deg)	Peak Avg. (P/A)	Pol. (H/V)
802.11ac VHT80 CH 58 5290MHz		10580	47.1	-21.1	68.2	51.35	37.57	17.26	59.08	100	0	P	H
		15870	50.41	-23.59	74	45.91	40.34	20.68	56.52	100	0	P	H
													H
													H
		10580	46.82	-21.38	68.2	51.07	37.57	17.26	59.08	100	0	P	V
		15870	49.73	-24.27	74	45.23	40.34	20.68	56.52	100	0	P	V
													V
													V
Remark	1. No other spurious found. 2. All results are PASS against Peak and Average limit line.												

Band 3 - 5470~5725MHz

WIFI 802.11ac VHT20 (Band Edge @ 3m)

WIFI Ant. 1+2	Note	Frequency (MHz)	Level (dBμV/m)	Over Limit (dB)	Limit Line (dBμV/m)	Read Level (dBμV)	Antenna Factor (dB/m)	Path Loss (dB)	Preamp Factor (dB)	Ant Pos (cm)	Table Pos (deg)	Peak Avg. (P/A)	Pol. (H/V)
802.11ac VHT20 CH 100 5500MHz		5456.4	63.68	-10.32	74	52.67	34.97	11.2	35.16	100	342	P	H
		5464.72	63.24	-4.96	68.2	52.17	34.98	11.25	35.16	100	342	P	H
		5459.44	47.03	-6.97	54	36.02	34.97	11.2	35.16	100	342	A	H
	*	5500	116.88	-	-	105.79	35	11.25	35.16	100	342	P	H
	*	5500	107.38	-	-	96.29	35	11.25	35.16	100	342	A	H
													H
		5458.8	64.8	-9.2	74	53.79	34.97	11.2	35.16	302	23	P	V
		5460.88	66.68	-1.52	68.2	55.62	34.97	11.25	35.16	302	23	P	V
		5458.8	47.99	-6.01	54	36.98	34.97	11.2	35.16	302	23	A	V
	*	5500	116.58	-	-	105.49	35	11.25	35.16	302	23	P	V
	*	5500	107.43	-	-	96.34	35	11.25	35.16	302	23	A	V
													V
802.11ac VHT20 CH 116 5580MHz		5441.92	49.5	-24.5	74	38.5	34.96	11.2	35.16	100	319	P	H
		5461.6	50.19	-18.01	68.2	39.13	34.97	11.25	35.16	100	319	P	H
		5459.92	40.87	-13.13	54	29.86	34.97	11.2	35.16	100	319	A	H
	*	5580	116.42	-	-	105.19	35.06	11.35	35.18	100	319	P	H
	*	5580	107.38	-	-	96.15	35.06	11.35	35.18	100	319	A	H
		5730.98	51.4	-16.8	68.2	39.93	35.18	11.5	35.21	100	319	P	H
		5449.36	50.6	-23.4	74	39.59	34.97	11.2	35.16	356	26	P	V
		5464.48	48.72	-19.48	68.2	37.65	34.98	11.25	35.16	356	26	P	V
		5456.8	40.88	-13.12	54	29.87	34.97	11.2	35.16	356	26	A	V
	*	5580	116.96	-	-	105.73	35.06	11.35	35.18	356	26	P	V
	*	5580	107.99	-	-	96.76	35.06	11.35	35.18	356	26	A	V
		5759.96	52.25	-15.95	68.2	40.73	35.21	11.53	35.22	356	26	P	V

	*	5700	115.12	-	-	103.71	35.15	11.46	35.2	100	322	P	H
	*	5700	105.63	-	-	94.22	35.15	11.46	35.2	100	322	A	H
		5733	67.03	-1.17	68.2	55.56	35.18	11.5	35.21	100	322	P	H
													H
802.11ac													H
VHT20													H
CH 140	*	5700	111.36	-	-	99.95	35.15	11.46	35.2	341	38	P	V
5700MHz	*	5700	102.82	-	-	91.41	35.15	11.46	35.2	341	38	A	V
		5729.64	63.26	-4.94	68.2	51.78	35.18	11.5	35.2	341	38	P	V
													V
													V
													V

Remark	1. No other spurious found. 2. All results are PASS against Peak and Average limit line.

Band 3 - 5470~5725MHz

WIFI 802.11ac VHT20 (Harmonic @ 3m)

WIFI Ant. 1+2	Note	Frequency (MHz)	Level (dBµV/m)	Over Limit (dB)	Limit Line (dBµV/m)	Read Level (dBµV)	Antenna Factor (dB/m)	Path Loss (dB)	Preamp Factor (dB)	Ant Pos (cm)	Table Pos (deg)	Peak Avg. (P/A)	Pol. (H/V)
802.11ac VHT20 CH 100 5500MHz		11000	48.97	-25.03	74	51.86	37.8	17.81	58.5	100	0	P	H
		16500	52.03	-16.17	68.2	45.68	41.4	21.15	56.2	100	0	P	H
													H
													H
		11000	48.54	-25.46	74	51.43	37.8	17.81	58.5	100	0	P	V
		16500	52.47	-15.73	68.2	46.12	41.4	21.15	56.2	100	0	P	V
													V
													V
802.11ac VHT20 CH 116 5580MHz		11160	49.1	-24.9	74	51.35	37.83	18.02	58.1	100	0	P	H
		16740	51.79	-16.41	68.2	44.74	41.7	21.36	56.01	100	0	P	H
													H
													H
		11160	49.68	-24.32	74	51.93	37.83	18.02	58.1	100	0	P	V
		16740	51.7	-16.5	68.2	44.65	41.7	21.36	56.01	100	0	P	V
													V
													V
802.11ac VHT20 CH 140 5700MHz		11400	46.9	-27.1	74	48.21	37.9	18.33	57.54	100	0	P	H
		17100	51.54	-16.66	68.2	44.65	41	21.67	55.78	100	0	P	H
													H
													H
		11400	46.26	-27.74	74	47.57	37.9	18.33	57.54	100	0	P	V
		17100	51.12	-17.08	68.2	44.23	41	21.67	55.78	100	0	P	V
													V
													V
Remark	1. No other spurious found. 2. All results are PASS against Peak and Average limit line.												

Band 3 - 5470~5725MHz

WIFI 802.11ac VHT40 (Band Edge @ 3m)

WIFI Ant. 1+2	Note	Frequency (MHz)	Level (dBμV/m)	Over Limit (dB)	Limit Line (dBμV/m)	Read Level (dBμV)	Antenna Factor (dB/m)	Path Loss (dB)	Preamp Factor (dB)	Ant Pos (cm)	Table Pos (deg)	Peak Avg. (P/A)	Pol. (H/V)
802.11ac VHT40 CH 102 5510MHz		5454.4	58.82	-15.18	74	47.81	34.97	11.2	35.16	216	339	P	H
		5466.16	65.61	-2.59	68.2	54.54	34.98	11.25	35.16	216	339	P	H
		5459.44	47.74	-6.26	54	36.73	34.97	11.2	35.16	216	339	A	H
	*	5510	110.46	-	-	99.33	35	11.3	35.17	216	339	P	H
	*	5510	102.56	-	-	91.43	35	11.3	35.17	216	339	A	H
		5741.375	51.39	-16.81	68.2	39.88	35.19	11.53	35.21	216	339	P	H
		5445.76	64	-10	74	52.99	34.97	11.2	35.16	285	27	P	V
		5467.12	64.96	-3.24	68.2	53.89	34.98	11.25	35.16	285	27	P	V
		5459.92	47.03	-6.97	54	36.02	34.97	11.2	35.16	285	27	A	V
	*	5510	109.74	-	-	98.61	35	11.3	35.17	285	27	P	V
	*	5510	101.58	-	-	90.45	35	11.3	35.17	285	27	A	V
		5759.645	51.59	-16.61	68.2	40.07	35.21	11.53	35.22	285	27	P	V
802.11ac VHT40 CH 110 5550MHz		5458.24	60.22	-13.78	74	49.21	34.97	11.2	35.16	216	339	P	H
		5466.64	60.3	-7.9	68.2	49.23	34.98	11.25	35.16	216	339	P	H
		5459.44	47.04	-6.96	54	36.03	34.97	11.2	35.16	216	339	A	H
	*	5550	116.92	-	-	105.7	35.04	11.35	35.17	216	339	P	H
	*	5550	108.07	-	-	96.85	35.04	11.35	35.17	216	339	A	H
		5730.98	50.95	-17.25	68.2	39.48	35.18	11.5	35.21	216	339	P	H
		5453.92	56.83	-17.17	74	45.82	34.97	11.2	35.16	283	28	P	V
		5460.16	59.19	-9.01	68.2	48.13	34.97	11.25	35.16	283	28	P	V
		5455.36	45.72	-8.28	54	34.71	34.97	11.2	35.16	283	28	A	V
	*	5550	114.42	-	-	103.2	35.04	11.35	35.17	283	28	P	V
	*	5550	106.47	-	-	95.25	35.04	11.35	35.17	283	28	A	V
		5757.44	51.03	-17.17	68.2	39.51	35.21	11.53	35.22	283	28	P	V

802.11ac VHT40 CH 134 5670MHz		5452.55	49.27	-24.73	74	38.26	34.97	11.2	35.16	100	324	P	H
		5464.1	48.99	-19.21	68.2	37.92	34.98	11.25	35.16	100	324	P	H
		5456.05	40.1	-13.9	54	29.09	34.97	11.2	35.16	100	324	A	H
	*	5670	116.62	-	-	105.21	35.14	11.46	35.19	100	324	P	H
	*	5670	107.05	-	-	95.64	35.14	11.46	35.19	100	324	A	H
		5725	67.05	-1.15	68.2	55.57	35.18	11.5	35.2	100	324	P	H
		5370.65	49.76	-24.24	74	38.85	34.92	11.14	35.15	299	29	P	V
		5465.5	50.7	-17.5	68.2	39.63	34.98	11.25	35.16	299	29	P	V
		5452.9	40.16	-13.84	54	29.15	34.97	11.2	35.16	299	29	A	V
	*	5670	112.74	-	-	101.33	35.14	11.46	35.19	299	29	P	V
	*	5670	105.59	-	-	94.18	35.14	11.46	35.19	299	29	A	V
		5727.55	61.24	-6.96	68.2	49.76	35.18	11.5	35.2	299	29	P	V
Remark	1. No other spurious found. 2. All results are PASS against Peak and Average limit line.												

Band 3 - 5470~5725MHz

WIFI 802.11ac VHT40 (Harmonic @ 3m)

WIFI Ant. 1+2	Note	Frequency (MHz)	Level (dBμV/m)	Over Limit (dB)	Limit Line (dBμV/m)	Read Level (dBμV)	Antenna Factor (dB/m)	Path Loss (dB)	Preamp Factor (dB)	Ant Pos (cm)	Table Pos (deg)	Peak Avg. (P/A)	Pol. (H/V)
802.11ac VHT40 CH 102 5510MHz		11020	47.64	-26.36	74	50.47	37.82	17.81	58.46	100	0	P	H
		16530	51.47	-16.73	68.2	44.96	41.5	21.18	56.17	100	0	P	H
													H
													H
		11020	47.9	-26.1	74	50.73	37.82	17.81	58.46	100	0	P	V
		16530	51.54	-16.66	68.2	45.03	41.5	21.18	56.17	100	0	P	V
													V
													V
802.11ac VHT40 CH 110 5550MHz		11100	48.08	-25.92	74	50.52	37.9	17.92	58.26	100	0	P	H
		16650	52.42	-15.78	68.2	45.52	41.7	21.28	56.08	100	0	P	H
													H
													H
		11100	48.13	-25.87	74	50.57	37.9	17.92	58.26	100	0	P	V
		16650	52.12	-16.08	68.2	45.22	41.7	21.28	56.08	100	0	P	V
													V
													V
802.11ac VHT40 CH 134 5670MHz		11340	48.07	-25.93	74	49.64	37.9	18.23	57.7	100	0	P	H
		17010	52.1	-16.1	68.2	44.97	41.33	21.6	55.8	100	0	P	H
													H
													H
		11340	48.22	-25.78	74	49.79	37.9	18.23	57.7	100	0	P	V
		17010	51.59	-16.61	68.2	44.46	41.33	21.6	55.8	100	0	P	V
													V
													V
Remark	1. No other spurious found. 2. All results are PASS against Peak and Average limit line.												

Band 3 5470~5725MHz

WIFI 802.11ac VHT80 (Band Edge @ 3m)

WIFI Ant. 1+2	Note	Frequency (MHz)	Level (dBμV/m)	Over Limit (dB)	Limit Line (dBμV/m)	Read Level (dBμV)	Antenna Factor (dB/m)	Path Loss (dB)	Preamp Factor (dB)	Ant Pos (cm)	Table Pos (deg)	Peak Avg. (P/A)	Pol. (H/V)
802.11ac VHT80 CH 106 5530MHz		5458	59.22	-14.78	74	48.21	34.97	11.2	35.16	100	322	P	H
		5468.32	60.56	-7.64	68.2	49.49	34.98	11.25	35.16	100	322	P	H
		5458.96	50.48	-3.52	54	39.47	34.97	11.2	35.16	100	322	A	H
	*	5530	104.32	-	-	93.18	35.01	11.3	35.17	100	322	P	H
	*	5530	96.87	-	-	85.73	35.01	11.3	35.17	100	322	A	H
		5761.535	51.61	-16.59	68.2	40.09	35.21	11.53	35.22	100	322	P	H
		5452.48	60.09	-13.91	74	49.08	34.97	11.2	35.16	344	33	P	V
		5465.44	58.99	-9.21	68.2	47.92	34.98	11.25	35.16	344	33	P	V
		5458.72	50.33	-3.67	54	39.32	34.97	11.2	35.16	344	33	A	V
	*	5530	103.36	-	-	92.22	35.01	11.3	35.17	344	33	P	V
	*	5530	95.62	-	-	84.48	35.01	11.3	35.17	344	33	A	V
		5759.645	53.77	-14.43	68.2	42.25	35.21	11.53	35.22	344	33	P	V
802.11ac VHT80 CH 122 5610MHz		5436.8	53.43	-20.57	74	42.43	34.96	11.2	35.16	100	298	P	H
		5469.35	55.3	-12.9	68.2	44.23	34.98	11.25	35.16	100	298	P	H
		5459.2	44.23	-9.77	54	33.22	34.97	11.2	35.16	100	298	A	H
	*	5610	111.18	-	-	99.88	35.08	11.4	35.18	100	298	P	H
	*	5610	102.36	-	-	91.06	35.08	11.4	35.18	100	298	A	H
		5728.075	63	-5.2	68.2	51.52	35.18	11.5	35.2	100	298	P	H
		5457.1	54.21	-19.79	74	43.2	34.97	11.2	35.16	320	34	P	V
		5466.55	54.79	-13.41	68.2	43.72	34.98	11.25	35.16	320	34	P	V
		5451.85	44.76	-9.24	54	33.75	34.97	11.2	35.16	320	34	A	V
	*	5610	111.57	-	-	100.27	35.08	11.4	35.18	320	34	P	V
	*	5610	101.54	-	-	90.24	35.08	11.4	35.18	320	34	A	V
		5729.475	58.69	-9.51	68.2	47.21	35.18	11.5	35.2	320	34	P	V
Remark	1. No other spurious found. 2. All results are PASS against Peak and Average limit line.												

Band 3 5470~5725MHz

WIFI 802.11ac VHT80 (Harmonic @ 3m)

WIFI Ant. 1+2	Note	Frequency (MHz)	Level (dBμV/m)	Over Limit (dB)	Limit Line (dBμV/m)	Read Level (dBμV)	Antenna Factor (dB/m)	Path Loss (dB)	Preamp Factor (dB)	Ant Pos (cm)	Table Pos (deg)	Peak Avg. (P/A)	Pol. (H/V)
802.11ac VHT80 CH 106 5530MHz		11060	46.9	-27.1	74	49.5	37.87	17.87	58.34	100	0	P	H
		16590	51.52	-16.68	68.2	44.75	41.65	21.25	56.13	100	0	P	H
													H
													H
		11060	47.07	-26.93	74	49.67	37.87	17.87	58.34	100	0	P	V
		16590	51.41	-16.79	68.2	44.64	41.65	21.25	56.13	100	0	P	V
													V
													V
802.11ac VHT80 CH 122 5610MHz		11220	47.73	-26.27	74	49.82	37.82	18.07	57.98	100	0	P	H
		16830	52.04	-16.16	68.2	44.86	41.67	21.45	55.94	100	0	P	H
													H
													H
		11220	47.82	-26.18	74	49.91	37.82	18.07	57.98	100	0	P	V
		16830	51.63	-16.57	68.2	44.45	41.67	21.45	55.94	100	0	P	V
													V
													V
Remark	1. No other spurious found. 2. All results are PASS against Peak and Average limit line.												

Band 3 - Straddle Channel

WIFI 802.11ac VHT20 (Band Edge @ 3m)

WIFI Ant. 1+2	Note	Frequency (MHz)	Level (dBμV/m)	Over Limit (dB)	Limit Line (dBμV/m)	Read Level (dBμV)	Antenna Factor (dB/m)	Path Loss (dB)	Preamp Factor (dB)	Ant Pos (cm)	Table Pos (deg)	Peak Avg. (P/A)	Pol. (H/V)
802.11ac VHT20 CH 144 5720MHz	*	5720	120.79	-	-	109.31	35.18	11.5	35.2	225	323	P	H
	*	5720	111.3	-	-	99.82	35.18	11.5	35.2	225	323	A	H
													H
													H
													H
													H
	*	5720	113.96	-	-	102.48	35.18	11.5	35.2	236	7	P	V
	*	5720	105.1	-	-	93.62	35.18	11.5	35.2	236	7	A	V
													V
													V
													V
													V
Remark	1. No other spurious found. 2. All results are PASS against Peak and Average limit line.												

Band 3 - Straddle Channel

WIFI 802.11ac VHT20 (Harmonic @ 3m)

WIFI Ant. 1+2	Note	Frequency (MHz)	Level (dBμV/m)	Over Limit (dB)	Limit Line (dBμV/m)	Read Level (dBμV)	Antenna Factor (dB/m)	Path Loss (dB)	Preamp Factor (dB)	Ant Pos (cm)	Table Pos (deg)	Peak Avg. (P/A)	Pol. (H/V)
802.11ac VHT20 CH 144 5720MHz		11440	47.66	-26.34	74	48.81	37.93	18.38	57.46	100	0	P	H
		17160	50.68	-17.52	68.2	43.71	41	21.74	55.77	100	0	P	H
													H
													H
		11440	48.02	-25.98	74	49.17	37.93	18.38	57.46	100	0	P	V
		17160	50.95	-17.25	68.2	43.98	41	21.74	55.77	100	0	P	V
													V
													V
Remark	1. No other spurious found. 2. All results are PASS against Peak and Average limit line.												

Band 3 - Straddle Channel

WIFI 802.11ac VHT40 (Band Edge @ 3m)

WIFI Ant. 1+2	Note	Frequency (MHz)	Level (dBμV/m)	Over Limit (dB)	Limit Line (dBμV/m)	Read Level (dBμV)	Antenna Factor (dB/m)	Path Loss (dB)	Preamp Factor (dB)	Ant Pos (cm)	Table Pos (deg)	Peak Avg. (P/A)	Pol. (H/V)
802.11ac VHT40 CH 142 5710MHz	*	5710	115.11	-	-	103.64	35.17	11.5	35.2	112	299	P	H
	*	5710	106.5	-	-	95.03	35.17	11.5	35.2	112	299	A	H
													H
													H
													H
													H
	*	5710	112.61	-	-	101.14	35.17	11.5	35.2	360	25	P	V
	*	5710	104.79	-	-	93.32	35.17	11.5	35.2	360	25	A	V
													V
													V
													V
													V
Remark	1. No other spurious found. 2. All results are PASS against Peak and Average limit line.												

Band 3 - Straddle Channel

WIFI 802.11ac VHT40 (Harmonic @ 3m)

WIFI Ant. 1+2	Note	Frequency (MHz)	Level (dBμV/m)	Over Limit (dB)	Limit Line (dBμV/m)	Read Level (dBμV)	Antenna Factor (dB/m)	Path Loss (dB)	Preamp Factor (dB)	Ant Pos (cm)	Table Pos (deg)	Peak Avg. (P/A)	Pol. (H/V)
802.11ac VHT40 CH 142 5710MHz		11420	47.11	-26.89	74	48.36	37.92	18.33	57.5	100	0	P	H
		17130	51.34	-16.86	68.2	44.41	41	21.7	55.77	100	0	P	H
													H
													H
		11420	46.68	-27.32	74	47.93	37.92	18.33	57.5	100	0	P	V
		17130	51.92	-16.28	68.2	44.99	41	21.7	55.77	100	0	P	V
													V
													V
Remark	1. No other spurious found. 2. All results are PASS against Peak and Average limit line.												

Band 3 - Straddle Channel

WIFI 802.11ac VHT80 (Band Edge @ 3m)

WIFI Ant. 1+2	Note	Frequency (MHz)	Level (dBμV/m)	Over Limit (dB)	Limit Line (dBμV/m)	Read Level (dBμV)	Antenna Factor (dB/m)	Path Loss (dB)	Preamp Factor (dB)	Ant Pos (cm)	Table Pos (deg)	Peak Avg. (P/A)	Pol. (H/V)
802.11ac VHT80 CH 138 5690MHz	*	5690	110.53	-	-	99.12	35.15	11.46	35.2	235	331	P	H
	*	5690	102.85	-	-	91.44	35.15	11.46	35.2	235	331	A	H
													H
													H
													H
													H
	*	5690	109.48	-	-	98.07	35.15	11.46	35.2	330	39	P	V
	*	5690	103.47	-	-	92.06	35.15	11.46	35.2	330	39	A	V
													V
													V
													V
													V
Remark	1. No other spurious found. 2. All results are PASS against Peak and Average limit line.												

Band 3 - Straddle Channel

WIFI 802.11ac VHT80 (Harmonic @ 3m)

WIFI Ant. 1+2	Note	Frequency (MHz)	Level (dBμV/m)	Over Limit (dB)	Limit Line (dBμV/m)	Read Level (dBμV)	Antenna Factor (dB/m)	Path Loss (dB)	Preamp Factor (dB)	Ant Pos (cm)	Table Pos (deg)	Peak Avg. (P/A)	Pol. (H/V)
802.11ac VHT80 CH 138 5690MHz		11380	48.52	-25.48	74	49.92	37.9	18.28	57.58	100	0	P	H
		17070	50.76	-17.44	68.2	43.76	41.13	21.66	55.79	100	0	P	H
													H
													H
		11380	46.92	-27.08	74	48.32	37.9	18.28	57.58	100	0	P	V
		17070	51.33	-16.87	68.2	44.33	41.13	21.66	55.79	100	0	P	V
													V
													V
Remark	1. No other spurious found. 2. All results are PASS against Peak and Average limit line.												

Emission below 1GHz

WIFI 802.11ac VHT80 (LF @ 3m)

WIFI Ant. 1+2	Note	Frequency (MHz)	Level (dBμV/m)	Over Limit (dB)	Limit Line (dBμV/m)	Read Level (dBμV)	Antenna Factor (dB/m)	Path Loss (dB)	Preamp Factor (dB)	Ant Pos (cm)	Table Pos (deg)	Peak Avg. (P/A)	Pol. (H/V)
802.11ac VHT80 LF		30	27.75	-12.25	40	33.17	24.6	1.33	31.35	100	0	P	H
		69.15	26.31	-13.69	40	43.96	12.24	1.7	31.59	-	-	P	H
		103.98	29.02	-14.48	43.5	42.16	16.39	2.03	31.56	-	-	P	H
		375.6	29.72	-16.28	46	36.96	20.87	3.06	31.17	-	-	P	H
		848.8	31.21	-14.79	46	28.3	28.73	4.74	30.56	-	-	P	H
		955.9	31.74	-14.26	46	26.51	30.69	5.05	30.51	-	-	P	H
													H
													H
													H
													H
													H
													H
		30	32.3	-7.7	40	37.72	24.6	1.33	31.35	100	0	P	V
		37.83	29.67	-10.33	40	39.36	20.42	1.34	31.45	-	-	P	V
		124.23	31.18	-12.32	43.5	43.06	17.64	2.01	31.53	-	-	P	V
		788.6	30.2	-15.8	46	28.23	27.97	4.6	30.6	-	-	P	V
		848.1	30.58	-15.42	46	27.69	28.71	4.74	30.56	-	-	P	V
		941.2	32.16	-13.84	46	27.76	29.87	5.05	30.52	-	-	P	V
													V
													V
													V
													V
													V
													V
Remark	1. No other spurious found. 2. All results are PASS against limit line.												

Note symbol

*	**Fundamental Frequency** which can be ignored. However, the level of any unwanted emissions shall not exceed the level of the fundamental frequency.
!	Test result is **over limit** line.
P/A	**P**eak or **A**verage
H/V	**H**orizontal or **V**ertical

A calculation example for radiated spurious emission is shown as below:

WIFI	Note	Frequency	Level	Over	Limit	Read	Antenna	Path	Preamp	Ant	Table	Peak	Pol.
Ant.				Limit	Line	Level	Factor	Loss	Factor	Pos	Pos	Avg.	
1		(MHz)	(dBμV/m)	(dB)	(dBμV/m)	(dBμV)	(dB/m)	(dB)	(dB)	(cm)	(deg)	(P/A)	(H/V)
802.11b CH 01 2412MHz		2390	55.45	-18.55	74	54.51	32.22	4.58	35.86	103	308	P	H
		2390	43.54	-10.46	54	42.6	32.22	4.58	35.86	103	308	A	H

1. Path Loss(dB) = Cable loss(dB) + Filter loss(dB) + Attenuator loss(dB)
2. Level(dBμV/m) = Antenna Factor(dB/m) + Path Loss(dB) + Read Level(dBμV) - Preamp Factor(dB)
3. Over Limit(dB) = Level(dBμV/m) – Limit Line(dBμV/m)

For Peak Limit @ 2390MHz:

1. Level(dBμV/m)

= Antenna Factor(dB/m) + Path Loss(dB) + Read Level(dBμV) - Preamp Factor(dB)

= 32.22(dB/m) + 4.58(dB) + 54.51(dBμV) – 35.86 (dB)

= 55.45 (dBμV/m)

2. Over Limit(dB)

= Level(dBμV/m) – Limit Line(dBμV/m)

= 55.45(dBμV/m) – 74(dBμV/m)

= -18.55(dB)

For Average Limit @ 2390MHz:

1. Level(dBμV/m)

= Antenna Factor(dB/m) + Path Loss(dB) + Read Level(dBμV) - Preamp Factor(dB)

= 32.22(dB/m) + 4.58(dB) + 42.6(dBμV) – 35.86 (dB)

= 43.54 (dBμV/m)

2. Over Limit(dB) = Level(dBμV/m) – Limit Line(dBμV/m)

= 43.54(dBμV/m) – 54(dBμV/m)

= -10.46(dB)

Both peak and average measured complies with the limit line, so test result is “PASS”.

Appendix C. Radiated Spurious Emission

Test Engineer :	Jesse Wang, Stan Hsieh, and Nick Yu	**Temperature :**	24~26°C
		Relative Humidity :	51~53%

Note symbol

-L	**Low channel location**
-R	**High channel location**

<CDD Mode>
<For Earphone 1>

Band 1 - 5150~5250MHz

WIFI 802.11a (Band Edge @ 3m)

WIFI	Band 1 5150~5250MHz Band Edge @ 3m	
ANT	802.11a CH36 5180MHz	
1	Horizontal	Fundamental
Peak	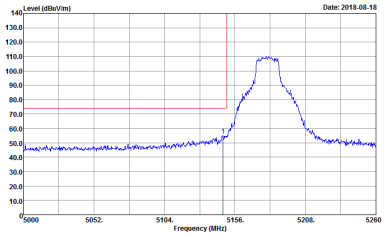 Site : 03CH07-HY Condition : PEAK_BE_74 3m HF_ANT_00075962 HORIZONTAL : RBW:1000.000KHz VBW:3000.000KHz SWT:Auto Detector : Peak Project : 872508 Mode : 1	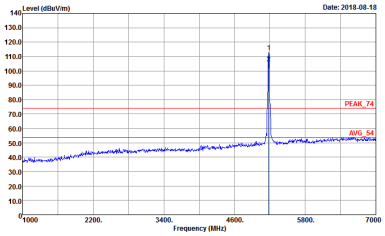 Site : 03CH07-HY Condition : PEAK_74 3m HF_ANT_00075962 HORIZONTAL : RBW:1000.000KHz VBW:3000.000KHz SWT:Auto Detector : Peak Project : 872508 Mode : 1
Avg.	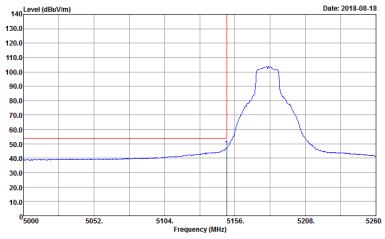 Site : 03CH07-HY Condition : AVG_BE_54 3m HF_ANT_00075962 HORIZONTAL : RBW:1000.000KHz VBW:1.000KHz SWT:Auto Detector : Peak Project : 872508 Mode : 1	Left blank

WIFI	Band 1 5150~5250MHz Band Edge @ 3m	
ANT	802.11a CH36 5180MHz	
1	Vertical	Fundamental
Peak	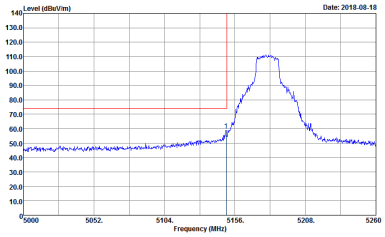 Site : 03CH07-HY Condition : PEAK_BE_74 3m HF_ANT_00075962 VERTICAL : RBW:1000.000KHz VBW:3000.000KHz SWT:Auto Detector : Peak Project : 872508 Mode : 1	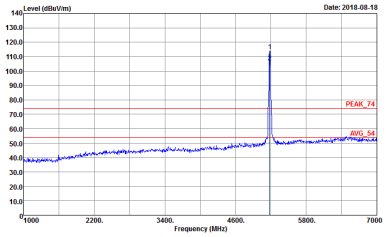 Site : 03CH07-HY Condition : PEAK_74 3m HF_ANT_00075962 VERTICAL : RBW:1000.000KHz VBW:3000.000KHz SWT:Auto Detector : Peak Project : 872508 Mode : 1
Avg.	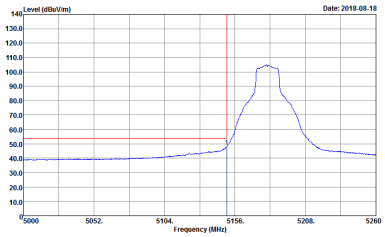 Site : 03CH07-HY Condition : AVG_BE_54 3m HF_ANT_00075962 VERTICAL : RBW:1000.000KHz VBW:1.000KHz SWT:Auto Detector : Peak Project : 872508 Mode : 1	Left blank

WIFI	Band 1 5150~5250MHz Band Edge @ 3m	
ANT	802.11a CH44 5220MHz - L	
1	Horizontal	Fundamental
Peak	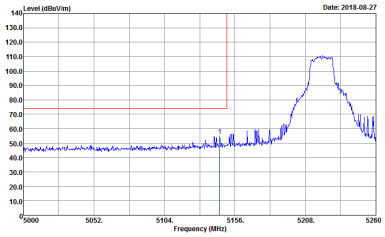 Site : 03CH07-HY Condition : PEAK_BE_74 3m HF_ANT_00066583 HORIZONTAL : RBW:1000.000KHz VBW:3000.000KHz SWT:Auto Detector : Peak Project : 872508 Mode : 2	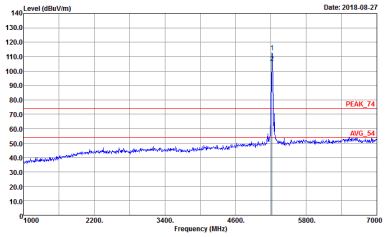 Site : 03CH07-HY Condition : PEAK_74 3m HF_ANT_00066583 HORIZONTAL : RBW:1000.000KHz VBW:3000.000KHz SWT:Auto Detector : Peak Project : 872508 Mode : 2
Avg.	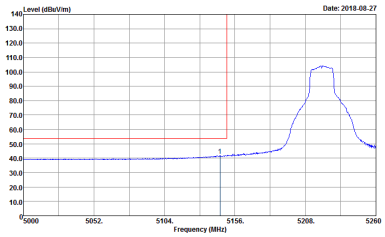 Site : 03CH07-HY Condition : AVG_BE_54 3m HF_ANT_00066583 HORIZONTAL : RBW:1000.000KHz VBW:1.000KHz SWT:Auto Detector : Peak Project : 872508 Mode : 2	Left blank

WIFI	Band 1 5150~5250MHz Band Edge @ 3m	
ANT	802.11a CH44 5220MHz - R	
1	Horizontal	Fundamental
Peak	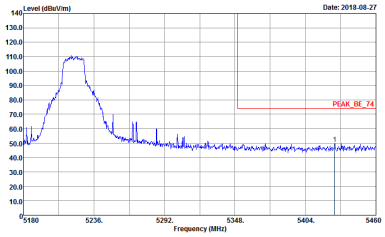 Site : 03CH07-HY Condition : PEAK_BE_74 3m HF_ANT_00066583 HORIZONTAL : RBW:1000.000KHz VBW:3000.000KHz SWT:Auto Detector : Peak Project : 872508 Mode : 2	Left blank
Avg.	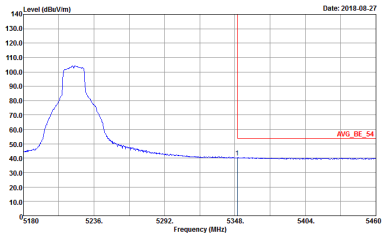 Site : 03CH07-HY Condition : AVG_BE_54 3m HF_ANT_00066583 HORIZONTAL : RBW:1000.000KHz VBW:1.000KHz SWT:Auto Detector : Peak Project : 872508 Mode : 2	Left blank

WIFI	Band 1 5150~5250MHz Band Edge @ 3m	
ANT	802.11a CH44 5220MHz - L	
1	Vertical	Fundamental
Peak	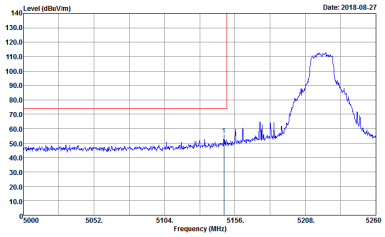 Site : 03CH07-HY Condition : PEAK_BE_74 3m HF_ANT_00066583 VERTICAL : RBW:1000.000KHz VBW:3000.000KHz SWT:Auto Detector : Peak Project : 872508 Mode : 2	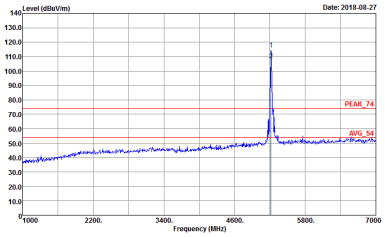 Site : 03CH07-HY Condition : PEAK_74 3m HF_ANT_00066583 VERTICAL : RBW:1000.000KHz VBW:3000.000KHz SWT:Auto Detector : Peak Project : 872508 Mode : 2
Avg.	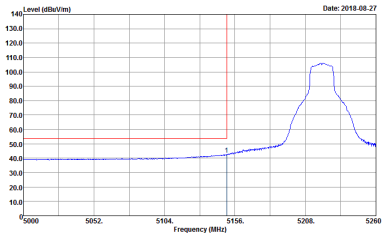 Site : 03CH07-HY Condition : AVG_BE_54 3m HF_ANT_00066583 VERTICAL : RBW:1000.000KHz VBW:1.000KHz SWT:Auto Detector : Peak Project : 872508 Mode : 2	Left blank

WIFI	Band 1 5150~5250MHz Band Edge @ 3m	
ANT	802.11a CH44 5220MHz - R	
1	Vertical	Fundamental
Peak	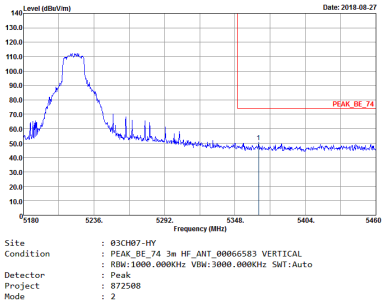	Left blank
Avg.	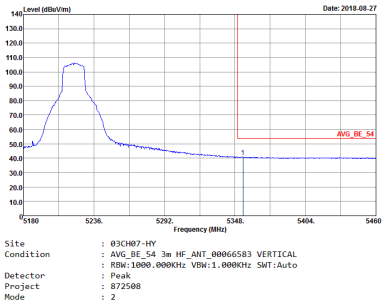	Left blank

WIFI	Band 1 5150~5250MHz Band Edge @ 3m	
ANT	802.11a CH48 5240MHz - L	
1	Horizontal	Fundamental
Peak	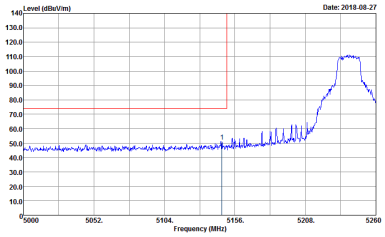 Site : 03CH07-HY Condition : PEAK_BE_74 3m HF_ANT_00066583 HORIZONTAL : RBW:1000.000KHz VBW:3000.000KHz SWT:Auto Detector : Peak Project : 872508 Mode : 3	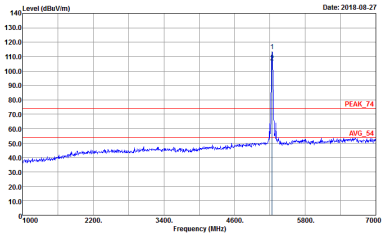 Site : 03CH07-HY Condition : PEAK_74 3m HF_ANT_00066583 HORIZONTAL : RBW:1000.000KHz VBW:3000.000KHz SWT:Auto Detector : Peak Project : 872508 Mode : 3
Avg.	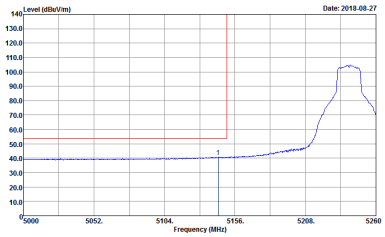 Site : 03CH07-HY Condition : AVG_BE_54 3m HF_ANT_00066583 HORIZONTAL : RBW:1000.000KHz VBW:1.000KHz SWT:Auto Detector : Peak Project : 872508 Mode : 3	Left blank

WIFI	Band 1 5150~5250MHz Band Edge @ 3m	
ANT	802.11a CH48 5240MHz - R	
1	Horizontal	Fundamental
Peak	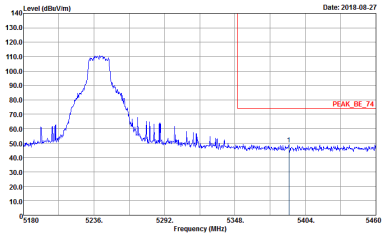 Site : 03CH07-HY Condition : PEAK_BE_74 3m HF_ANT_00066583 HORIZONTAL : RBW:1000.000KHz VBW:3000.000KHz SWT:Auto Detector : Peak Project : 872508 Mode : 3	Left blank
Avg.	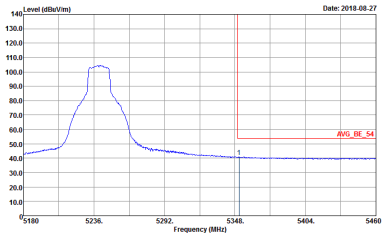 Site : 03CH07-HY Condition : AVG_BE_54 3m HF_ANT_00066583 HORIZONTAL : RBW:1000.000KHz VBW:1.000KHz SWT:Auto Detector : Peak Project : 872508 Mode : 3	Left blank

WIFI	Band 1 5150~5250MHz Band Edge @ 3m	
ANT	802.11a CH48 5240MHz - L	
1	Vertical	Fundamental
Peak	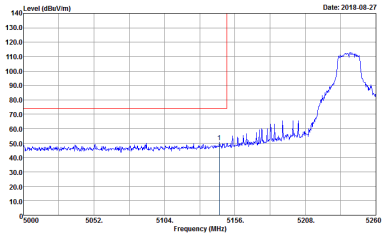 Site : 03CH07-HY Condition : PEAK_BE_74 3m HF_ANT_00066583 VERTICAL : RBW:1000.000KHz VBW:3000.000KHz SWT:Auto Detector : Peak Project : 872508 Mode : 3	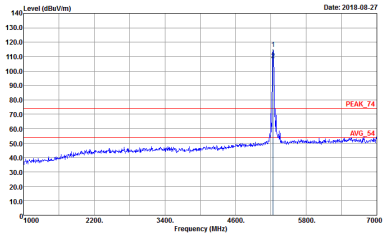 Site : 03CH07-HY Condition : PEAK_74 3m HF_ANT_00066583 VERTICAL : RBW:1000.000KHz VBW:3000.000KHz SWT:Auto Detector : Peak Project : 872508 Mode : 3
Avg.	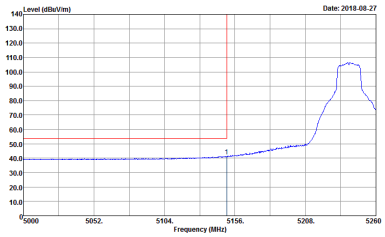 Site : 03CH07-HY Condition : AVG_BE_54 3m HF_ANT_00066583 VERTICAL : RBW:1000.000KHz VBW:1.000KHz SWT:Auto Detector : Peak Project : 872508 Mode : 3	Left blank

WIFI	Band 1 5150~5250MHz Band Edge @ 3m	
ANT	802.11a CH48 5240MHz - R	
1	Vertical	Fundamental
Peak	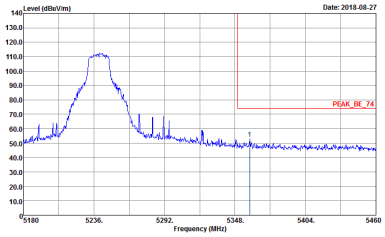	Left blank
Avg.	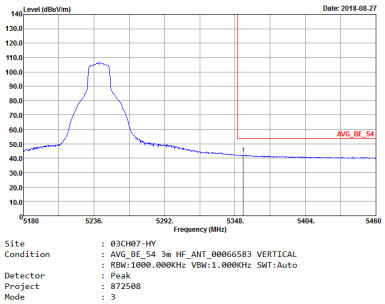	Left blank

Band 1 5150~5250MHz

WIFI 802.11ac VHT20 (Band Edge @ 3m)

WIFI	Band 1 5150~5250MHz Band Edge @ 3m	
ANT	802.11ac VHT20 CH36 5180MHz	
1	Horizontal	Fundamental
Peak	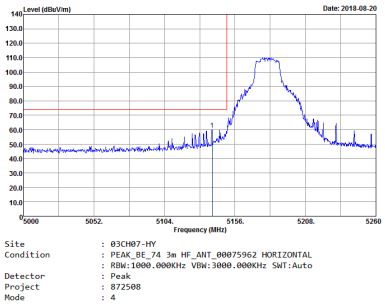	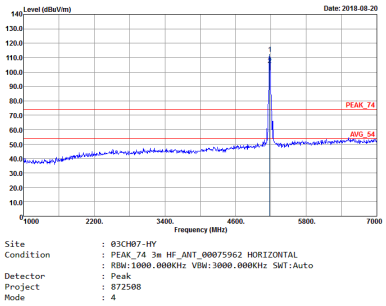
Avg.	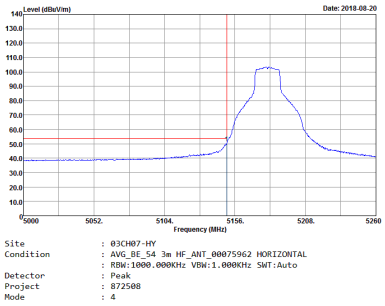	Left blank

WIFI	Band 1 5150~5250MHz Band Edge @ 3m	
ANT	802.11ac VHT20 CH36 5180MHz	
1	Vertical	Fundamental
Peak	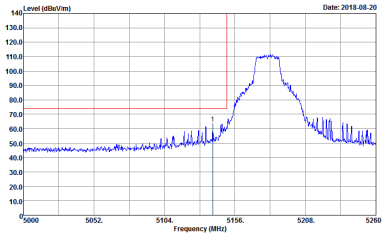 Site : 03CH07-HY Condition : PEAK_BE_74 3m HF_ANT_00075962 VERTICAL : RBW:1000.000KHz VBW:3000.000KHz SWT:Auto Detector : Peak Project : 872508 Mode : 4	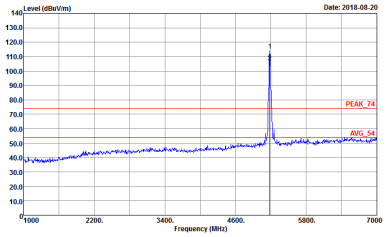 Site : 03CH07-HY Condition : PEAK_74 3m HF_ANT_00075962 VERTICAL : RBW:1000.000KHz VBW:3000.000KHz SWT:Auto Detector : Peak Project : 872508 Mode : 4
Avg.	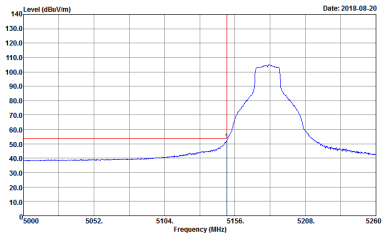 Site : 03CH07-HY Condition : AVG_BE_54 3m HF_ANT_00075962 VERTICAL : RBW:1000.000KHz VBW:1.000KHz SWT:Auto Detector : Peak Project : 872508 Mode : 4	Left blank

WIFI	Band 1 5150~5250MHz Band Edge @ 3m	
ANT	802.11ac VHT20 CH44 5220MHz - L	
1	Horizontal	Fundamental
Peak	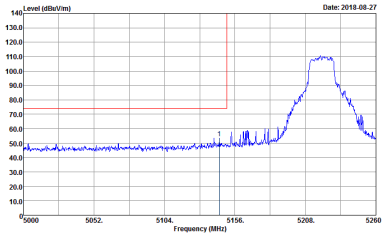 Site : 03CH07-HY Condition : PEAK_BE_74 3m HF_ANT_00066583 HORIZONTAL : RBW:1000.000KHz VBW:3000.000KHz SWT:Auto Detector : Peak Project : 872508 Mode : 5	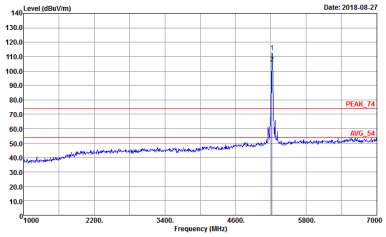 Site : 03CH07-HY Condition : PEAK_74 3m HF_ANT_00066583 HORIZONTAL : RBW:1000.000KHz VBW:3000.000KHz SWT:Auto Detector : Peak Project : 872508 Mode : 5
Avg.	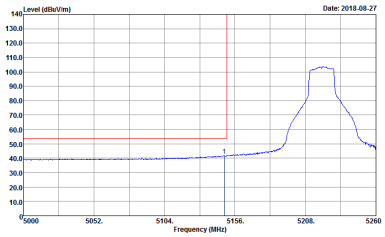 Site : 03CH07-HY Condition : AVG_BE_54 3m HF_ANT_00066583 HORIZONTAL : RBW:1000.000KHz VBW:1.000KHz SWT:Auto Detector : Peak Project : 872508 Mode : 5	Left blank

WIFI	Band 1 5150~5250MHz Band Edge @ 3m	
ANT	802.11ac VHT20 CH44 5220MHz - R	
1	Horizontal	Fundamental
Peak	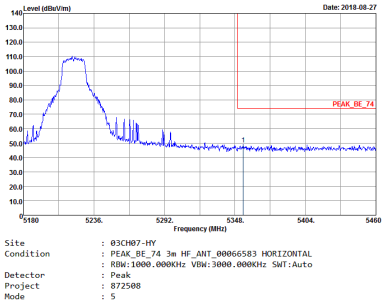	Left blank
Avg.	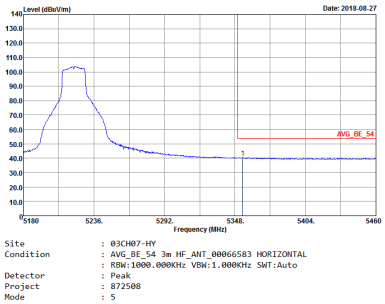	Left blank

WIFI	Band 1 5150~5250MHz Band Edge @ 3m	
ANT	802.11ac VHT20 CH44 5220MHz - L	
1	Vertical	Fundamental
Peak	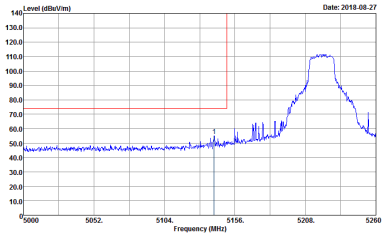 Site : 03CH07-HY Condition : PEAK_BE_74 3m HF_ANT_00066583 VERTICAL : RBW:1000.000KHz VBW:3000.000KHz SWT:Auto Detector : Peak Project : 872508 Mode : 5	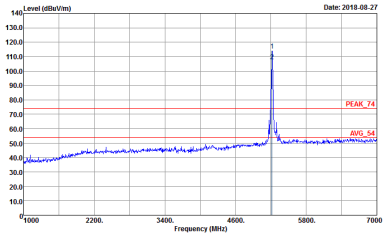 Site : 03CH07-HY Condition : PEAK_74 3m HF_ANT_00066583 VERTICAL : RBW:1000.000KHz VBW:3000.000KHz SWT:Auto Detector : Peak Project : 872508 Mode : 5
Avg.	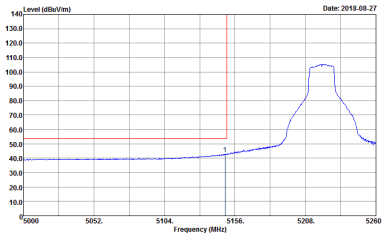 Site : 03CH07-HY Condition : AVG_BE_54 3m HF_ANT_00066583 VERTICAL : RBW:1000.000KHz VBW:1.000KHz SWT:Auto Detector : Peak Project : 872508 Mode : 5	Left blank

WIFI	Band 1 5150~5250MHz Band Edge @ 3m	
ANT	802.11ac VHT20 CH44 5220MHz - R	
1	Vertical	Fundamental
Peak	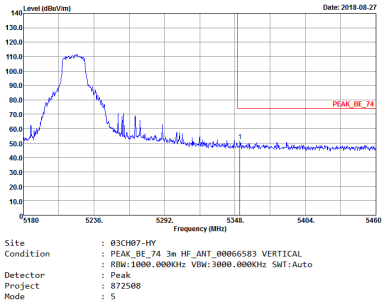	Left blank
Avg.	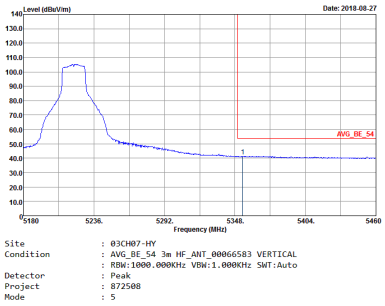	Left blank

WIFI	Band 1 5150~5250MHz Band Edge @ 3m	
ANT	802.11ac VHT20 CH48 5240MHz - L	
1	Horizontal	Fundamental
Peak	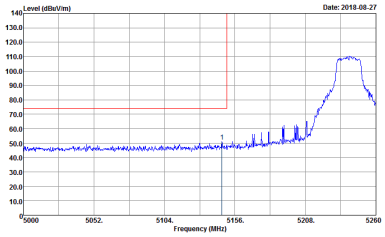 Site : 03CH07-HY Condition : PEAK_BE_74 3m HF_ANT_00066583 HORIZONTAL : RBW:1000.000KHz VBW:3000.000KHz SWT:Auto Detector : Peak Project : 872508 Mode : 6	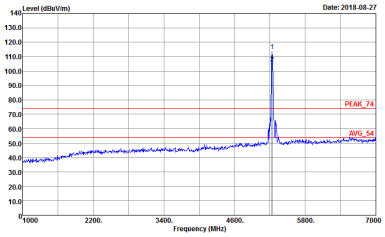 Site : 03CH07-HY Condition : PEAK_74 3m HF_ANT_00066583 HORIZONTAL : RBW:1000.000KHz VBW:3000.000KHz SWT:Auto Detector : Peak Project : 872508 Mode : 6
Avg.	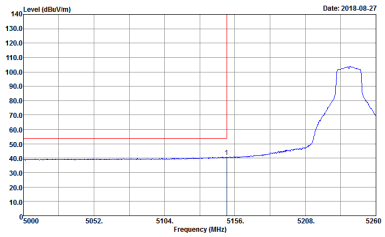 Site : 03CH07-HY Condition : AVG_BE_54 3m HF_ANT_00066583 HORIZONTAL : RBW:1000.000KHz VBW:1.000KHz SWT:Auto Detector : Peak Project : 872508 Mode : 6	Left blank

WIFI	Band 1 5150~5250MHz Band Edge @ 3m	
ANT	802.11ac VHT20 CH48 5240MHz - R	
1	Horizontal	Fundamental
Peak	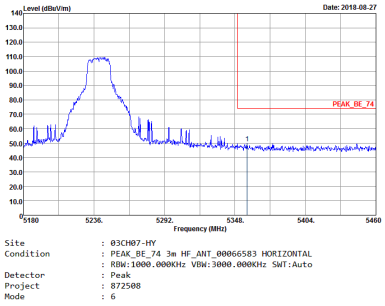	Left blank
Avg.	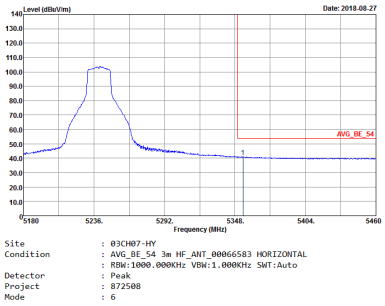	Left blank

WIFI	Band 1 5150~5250MHz Band Edge @ 3m	
ANT	802.11ac VHT20 CH48 5240MHz - L	
1	Vertical	Fundamental
Peak	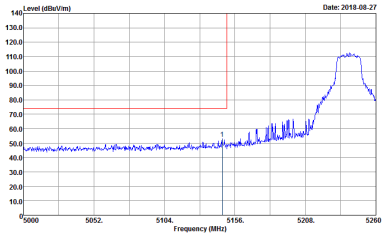 Site : 03CH07-HY Condition : PEAK_BE_74 3m HF_ANT_00066583 VERTICAL : RBW:1000.000KHz VBW:3000.000KHz SWT:Auto Detector : Peak Project : 872508 Mode : 6	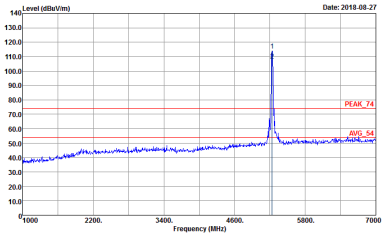 Site : 03CH07-HY Condition : PEAK_74 3m HF_ANT_00066583 VERTICAL : RBW:1000.000KHz VBW:3000.000KHz SWT:Auto Detector : Peak Project : 872508 Mode : 6
Avg.	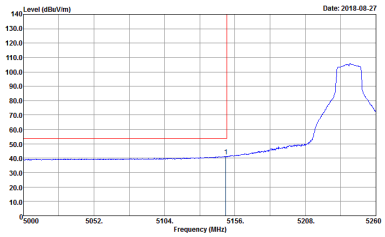 Site : 03CH07-HY Condition : AVG_BE_54 3m HF_ANT_00066583 VERTICAL : RBW:1000.000KHz VBW:1.000KHz SWT:Auto Detector : Peak Project : 872508 Mode : 6	Left blank

WIFI	Band 1 5150~5250MHz Band Edge @ 3m	
ANT	802.11ac VHT20 CH48 5240MHz - R	
1	Vertical	Fundamental
Peak	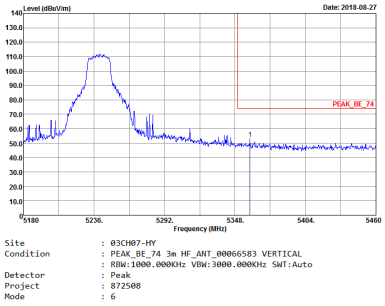	Left blank
Avg.	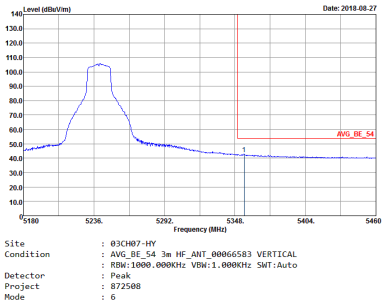	Left blank

Band 1 5150~5250MHz

WIFI 802.11ac VHT40 (Band Edge @ 3m)

WIFI	Band 1 5150~5250MHz Band Edge @ 3m	
ANT	802.11ac VHT40 CH38 5190MHz - L	
1	Horizontal	Fundamental
Peak	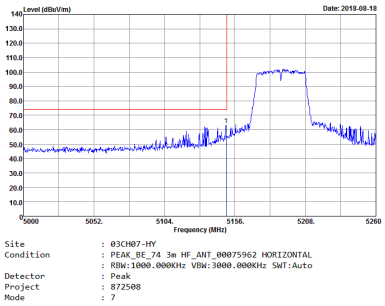	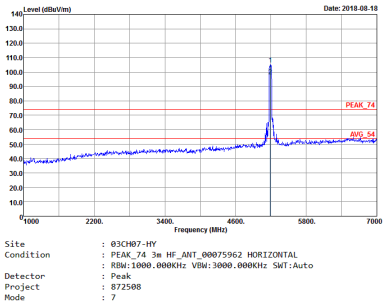
Avg.	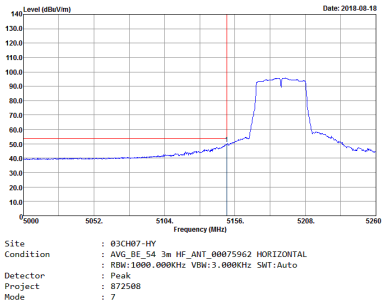	Left blank

WIFI	Band 1 5150~5250MHz Band Edge @ 3m	
ANT	802.11ac VHT40 CH38 5190MHz - R	
1	Horizontal	Fundamental
Peak	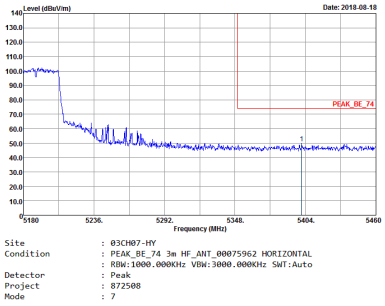	Left blank
Avg.	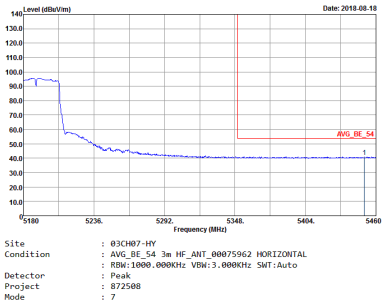	Left blank

WIFI	Band 1 5150~5250MHz Band Edge @ 3m	
ANT	802.11ac VHT40 CH38 5190MHz - L	
1	Vertical	Fundamental
Peak	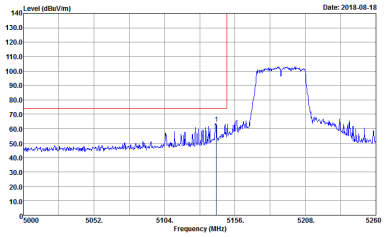 Site : 03CH07-HY Condition : PEAK_BE_74 3m HF_ANT_00075962 VERTICAL : RBW:1000.000KHz VBW:3000.000KHz SWT:Auto Detector : Peak Project : 872508 Mode : 7	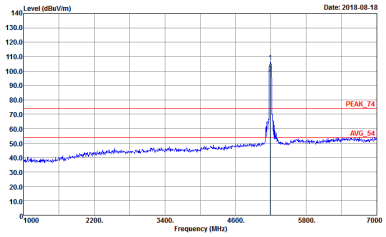 Site : 03CH07-HY Condition : PEAK_74 3m HF_ANT_00075962 VERTICAL : RBW:1000.000KHz VBW:3000.000KHz SWT:Auto Detector : Peak Project : 872508 Mode : 7
Avg.	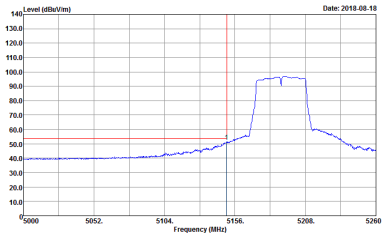 Site : 03CH07-HY Condition : AVG_BE_54 3m HF_ANT_00075962 VERTICAL : RBW:1000.000KHz VBW:3.000KHz SWT:Auto Detector : Peak Project : 872508 Mode : 7	Left blank

WIFI	Band 1 5150~5250MHz Band Edge @ 3m	
ANT	802.11ac VHT40 CH38 5190MHz - R	
1	Vertical	Fundamental
Peak	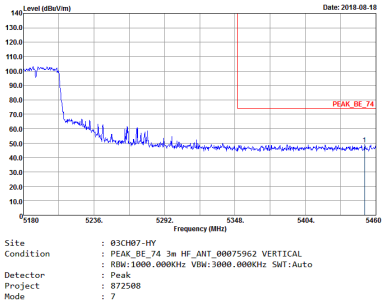	Left blank
Avg.	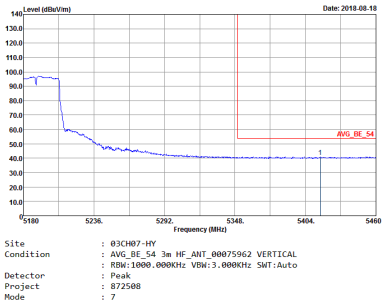	Left blank

WIFI	Band 1 5150~5250MHz Band Edge @ 3m	
ANT	802.11ac VHT40 CH46 5230MHz - L	
1	Horizontal	Fundamental
Peak	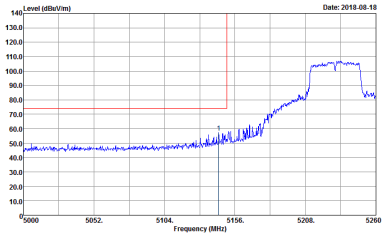 Site : 03CH07-HY Condition : PEAK_BE_74 3m HF_ANT_00075962 HORIZONTAL : RBW:1000.000KHz VBW:3000.000KHz SWT:Auto Detector : Peak Project : 872508 Mode : 8	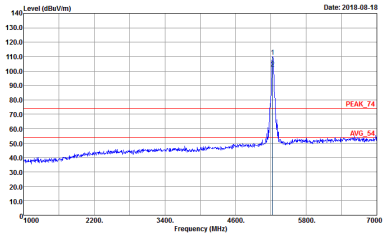 Site : 03CH07-HY Condition : PEAK_74 3m HF_ANT_00075962 HORIZONTAL : RBW:1000.000KHz VBW:3000.000KHz SWT:Auto Detector : Peak Project : 872508 Mode : 8
Avg.	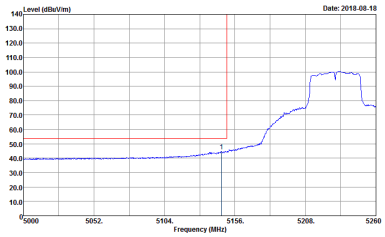 Site : 03CH07-HY Condition : AVG_BE_54 3m HF_ANT_00075962 HORIZONTAL : RBW:1000.000KHz VBW:3.000KHz SWT:Auto Detector : Peak Project : 872508 Mode : 8	Left blank

WIFI	Band 1 5150~5250MHz Band Edge @ 3m	
ANT	802.11ac VHT40 CH46 5230MHz - R	
1	Horizontal	Fundamental
Peak	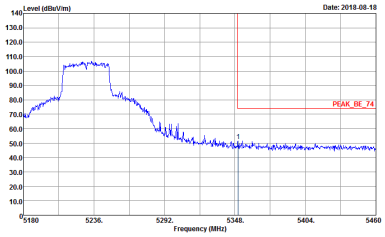	Left blank
Avg.	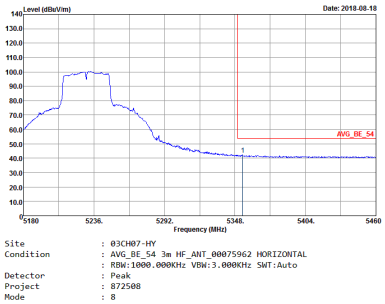	Left blank

WIFI	Band 1 5150~5250MHz Band Edge @ 3m	
ANT	802.11ac VHT40 CH46 5230MHz - L	
1	Vertical	Fundamental
Peak	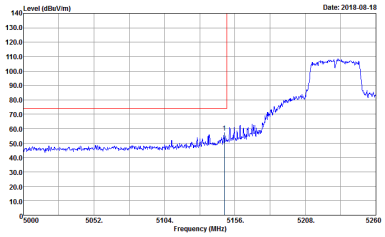 Site : 03CH07-HY Condition : PEAK_BE_74 3m HF_ANT_00075962 VERTICAL : RBW:1000.000KHz VBW:3000.000KHz SWT:Auto Detector : Peak Project : 872508 Mode : 8	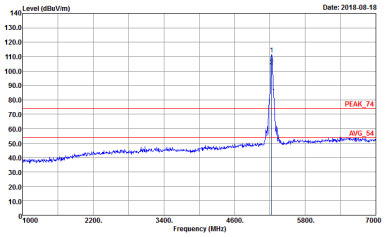 Site : 03CH07-HY Condition : PEAK_74 3m HF_ANT_00075962 VERTICAL : RBW:1000.000KHz VBW:3000.000KHz SWT:Auto Detector : Peak Project : 872508 Mode : 8
Avg.	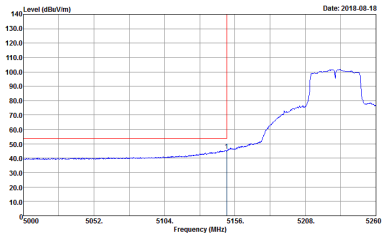 Site : 03CH07-HY Condition : AVG_BE_54 3m HF_ANT_00075962 VERTICAL : RBW:1000.000KHz VBW:3.000KHz SWT:Auto Detector : Peak Project : 872508 Mode : 8	Left blank

WIFI	Band 1 5150~5250MHz Band Edge @ 3m	
ANT	802.11ac VHT40 CH46 5230MHz - R	
1	Vertical	Fundamental
Peak	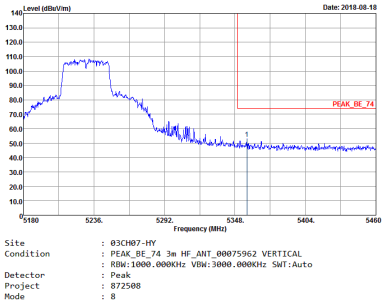	Left blank
Avg.	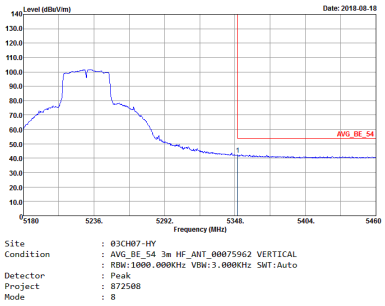	Left blank

Band 1 5150~5250MHz

WIFI 802.11ac VHT80 (Band Edge @ 3m)

WIFI	Band 1 5150~5250MHz Band Edge @ 3m	
ANT	802.11ac VHT80 CH42 5210MHz - L	
1	Horizontal	Fundamental
Peak	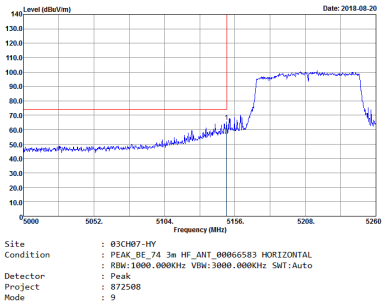	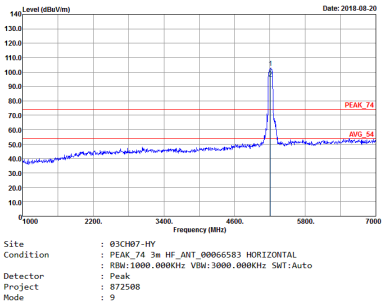
Avg.	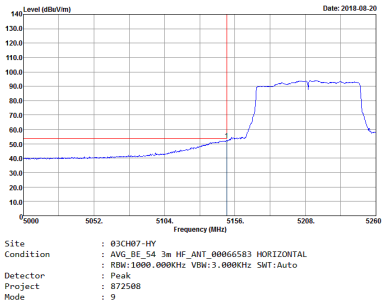	Left blank

WIFI	Band 1 5150~5250MHz Band Edge @ 3m	
ANT	802.11ac VHT80 CH42 5210MHz - R	
1	Horizontal	Fundamental
Peak	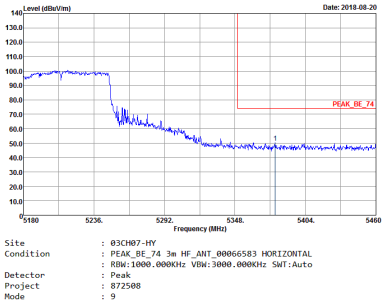	Left blank
Avg.	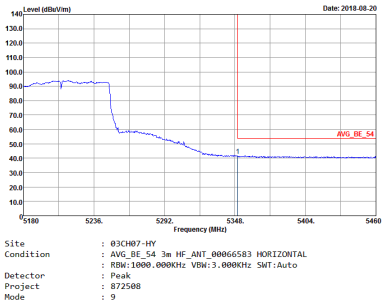	Left blank

WIFI	Band 1 5150~5250MHz Band Edge @ 3m	
ANT	802.11ac VHT80 CH42 5210MHz - L	
1	Vertical	Fundamental
Peak	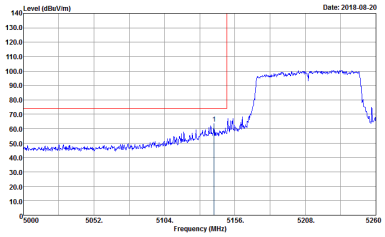 Site : 03CH07-HY Condition : PEAK_BE_74 3m HF_ANT_00066583 VERTICAL : RBW:1000.000KHz VBW:3000.000KHz SWT:Auto Detector : Peak Project : 872508 Mode : 9	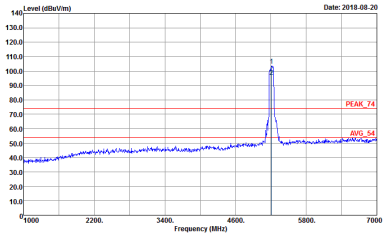 Site : 03CH07-HY Condition : PEAK_74 3m HF_ANT_00066583 VERTICAL : RBW:1000.000KHz VBW:3000.000KHz SWT:Auto Detector : Peak Project : 872508 Mode : 9
Avg.	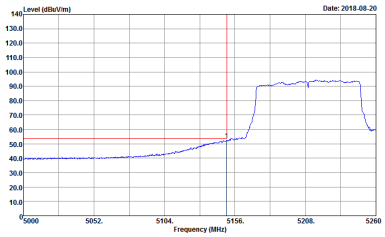 Site : 03CH07-HY Condition : AVG_BE_54 3m HF_ANT_00066583 VERTICAL : RBW:1000.000KHz VBW:3.000KHz SWT:Auto Detector : Peak Project : 872508 Mode : 9	Left blank

WIFI	Band 1 5150~5250MHz Band Edge @ 3m	
ANT	802.11ac VHT80 CH42 5210MHz - R	
1	Vertical	Fundamental
Peak	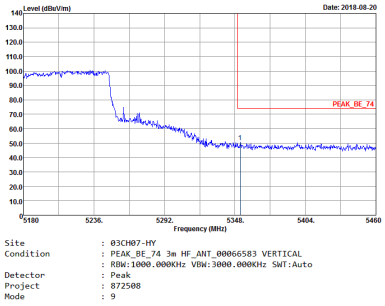	Left blank
Avg.	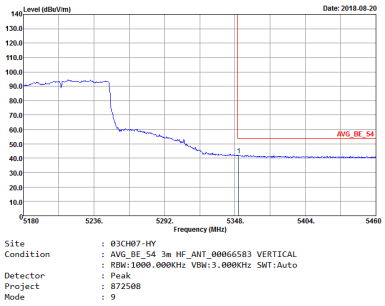	Left blank

Band 1 - 5150~5250MHz

WIFI 802.11a (Harmonic @ 3m)

WIFI	Band 1 5150~5250MHz Harmonic @ 3m	
ANT	802.11a CH36 5180MHz	
1	Horizontal	Vertical
Peak Avg.	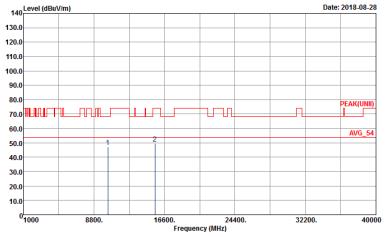 Site : 03CH07-HY Condition : PEAK(UNII) 3m SHF-EHF_131029 HORIZONTAL Detector : Peak Project : 872508 Mode : 1	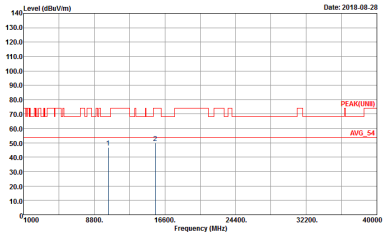 Site : 03CH07-HY Condition : PEAK(UNII) 3m SHF-EHF_131029 VERTICAL Detector : Peak Project : 872508 Mode : 1

WIFI	Band 1 5150~5250MHz Harmonic @ 3m	
ANT	802.11a CH44 5220MHz	
1	Horizontal	Vertical
Peak Avg.	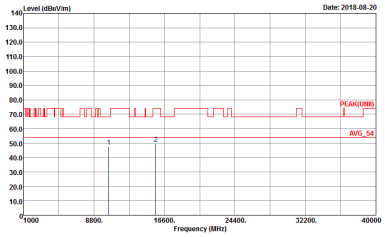 Site : 03CH07-HY Condition : PEAK(UNII) 3m SHF-EHF_131029 HORIZONTAL Detector : Peak Project : 872508 Mode : 2	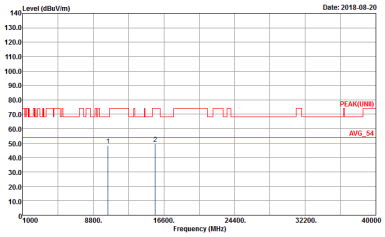 Site : 03CH07-HY Condition : PEAK(UNII) 3m SHF-EHF_131029 VERTICAL Detector : Peak Project : 872508 Mode : 2

WIFI	Band 1 5150~5250MHz Harmonic @ 3m	
ANT	802.11a CH48 5240MHz	
1	Horizontal	Vertical
Peak Avg.	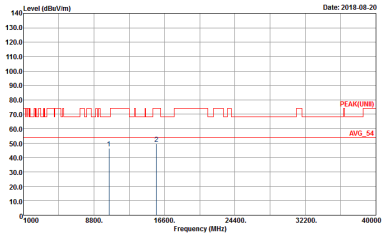 Site : 03CH07-HY Condition : PEAK(UNII) 3m SHF-EHF_131029 HORIZONTAL Detector : Peak Project : 872508 Mode : 2	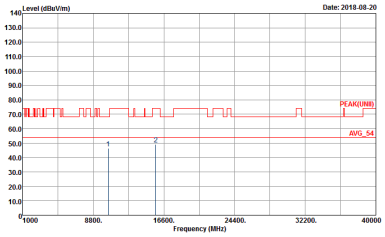 Site : 03CH07-HY Condition : PEAK(UNII) 3m SHF-EHF_131029 VERTICAL Detector : Peak Project : 872508 Mode : 2

Band 1 5150~5250MHz

WIFI 802.11ac VHT20 (Harmonic @ 3m)

WIFI	Band 1 5150~5250MHz Harmonic @ 3m	
ANT	802.11ac VHT20 CH36 5180MHz	
1	Horizontal	Vertical
Peak Avg.	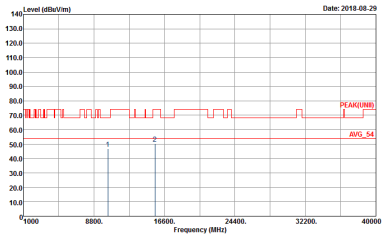 Site : 03CH07-HY Condition : PEAK(UNII) 3m SHF-EHF_131029 HORIZONTAL Detector : Peak Project : 872508 Mode : 4	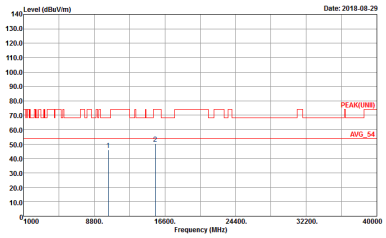 Site : 03CH07-HY Condition : PEAK(UNII) 3m SHF-EHF_131029 VERTICAL Detector : Peak Project : 872508 Mode : 4

WIFI	Band 1 5150~5250MHz Harmonic @ 3m	
ANT	802.11ac VHT20 CH44 5220MHz	
1	Horizontal	Vertical
Peak Avg.	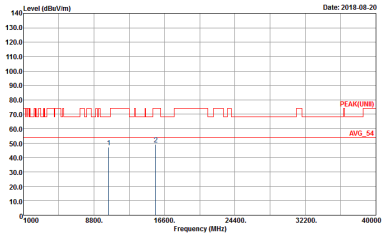 Site : 03CH07-HY Condition : PEAK(UNII) 3m SHF-EHF_131029 HORIZONTAL Detector : Peak Project : 872508 Mode : 5	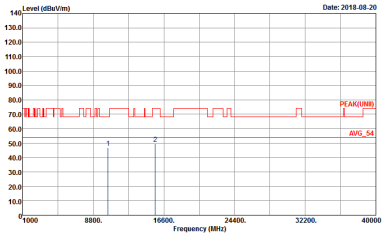 Site : 03CH07-HY Condition : PEAK(UNII) 3m SHF-EHF_131029 VERTICAL Detector : Peak Project : 872508 Mode : 5

WIFI	Band 1 5150~5250MHz Harmonic @ 3m	
ANT	802.11ac VHT20 CH48 5240MHz	
1	Horizontal	Vertical
Peak Avg.	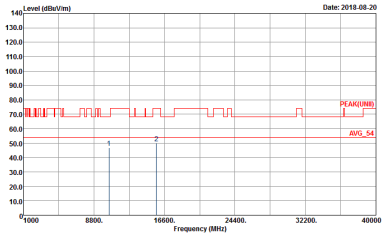 Site : 03CH07-HY Condition : PEAK(UNII) 3m SHF-EHF_131029 HORIZONTAL Detector : Peak Project : 872508 Mode : 6	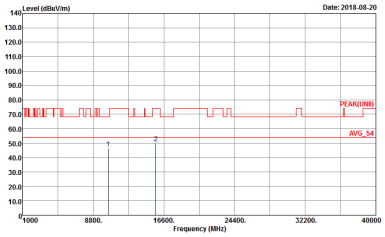 Site : 03CH07-HY Condition : PEAK(UNII) 3m SHF-EHF_131029 VERTICAL Detector : Peak Project : 872508 Mode : 6

Band 1 5150~5250MHz

WIFI 802.11ac VHT40 (Harmonic @ 3m)

WIFI	Band 1 5150~5250MHz Harmonic @ 3m	
ANT	802.11ac VHT40 CH38 5190MHz	
1	Horizontal	Vertical
Peak Avg.	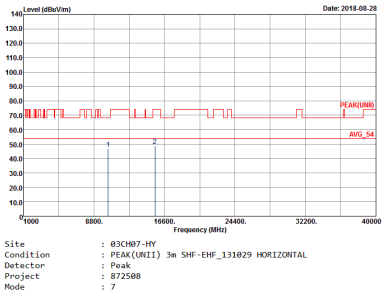 Site : 03CH07-HY Condition : PEAK(UNII) 3m SHF-EHF_131029 HORIZONTAL Detector : Peak Project : 872508 Mode : 7	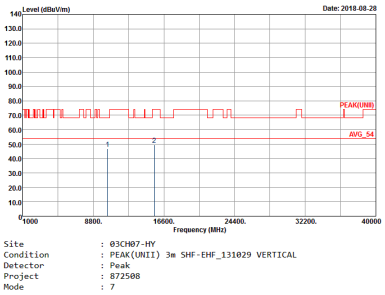 Site : 03CH07-HY Condition : PEAK(UNII) 3m SHF-EHF_131029 VERTICAL Detector : Peak Project : 872508 Mode : 7

WIFI	Band 1 5150~5250MHz Harmonic @ 3m	
ANT	802.11ac VHT40 CH46 5230MHz	
1	Horizontal	Vertical
Peak Avg.	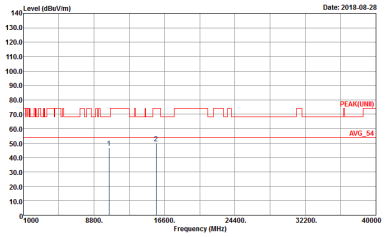 Site : 03CH07-HY Condition : PEAK(UNII) 3m SHF-EHF_131029 HORIZONTAL Detector : Peak Project : 872508 Mode : 8	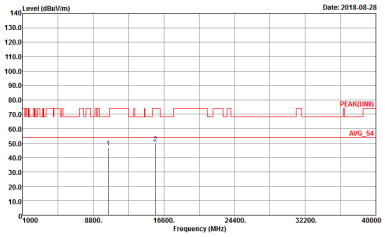 Site : 03CH07-HY Condition : PEAK(UNII) 3m SHF-EHF_131029 VERTICAL Detector : Peak Project : 872508 Mode : 8

Band 1 5150~5250MHz

WIFI 802.11ac VHT80 (Harmonic @ 3m)

WIFI	Band 1 5150~5250MHz Harmonic @ 3m	
ANT	802.11ac VHT80 CH42 5210MHz	
1	Horizontal	Vertical
Peak Avg.	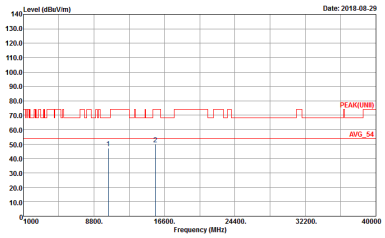 Site : 03CH07-HY Condition : PEAK(UNII) 3m SHF-EHF_131029 HORIZONTAL Detector : Peak Project : 872508 Mode : 9	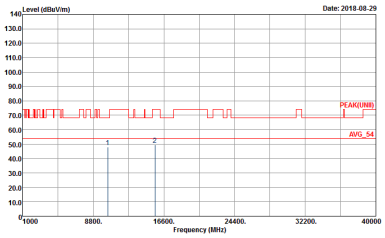 Site : 03CH07-HY Condition : PEAK(UNII) 3m SHF-EHF_131029 VERTICAL Detector : Peak Project : 872508 Mode : 9

Band 2 - 5250~5350MHz

WIFI 802.11a (Band Edge @ 3m)

WIFI	Band 2 5250~5350MHz Band Edge @ 3m	
ANT	802.11a CH52 5260MHz - L	
1	Horizontal	Fundamental
Peak	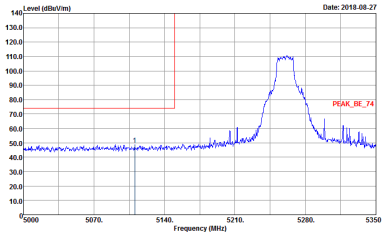 Site : 03CH07-HY Condition : PEAK_BE_74 3m HF_ANT_00066583 HORIZONTAL : RBW:1000.000KHz VBW:3000.000KHz SWT:Auto Detector : Peak Project : 872508 Mode : 10	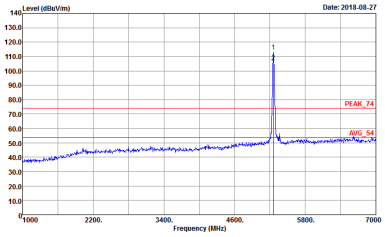 Site : 03CH07-HY Condition : PEAK_74 3m HF_ANT_00066583 HORIZONTAL : RBW:1000.000KHz VBW:3000.000KHz SWT:Auto Detector : Peak Project : 872508 Mode : 10
Avg.	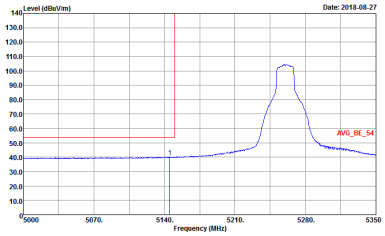 Site : 03CH07-HY Condition : AVG_BE_54 3m HF_ANT_00066583 HORIZONTAL : RBW:1000.000KHz VBW:1.000KHz SWT:Auto Detector : Peak Project : 872508 Mode : 10	Left blank

WIFI	Band 2 5250~5350MHz Band Edge @ 3m	
ANT	802.11a CH52 5260MHz - R	
1	Horizontal	Fundamental
Peak	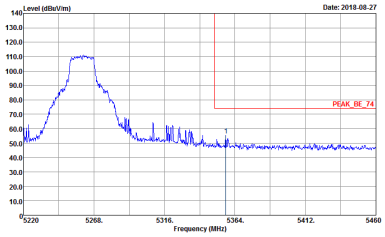 Site : 03CH07-HY Condition : PEAK_BE_74 3m HF_ANT_00066583 HORIZONTAL : RBW:1000.000KHz VBW:3000.000KHz SWT:Auto Detector : Peak Project : 872508 Mode : 10	Left blank
Avg.	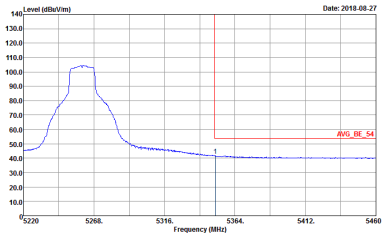 Site : 03CH07-HY Condition : AVG_BE_54 3m HF_ANT_00066583 HORIZONTAL : RBW:1000.000KHz VBW:1.000KHz SWT:Auto Detector : Peak Project : 872508 Mode : 10	Left blank

WIFI	Band 2 5250~5350MHz Band Edge @ 3m	
ANT	802.11a CH52 5260MHz - L	
1	Vertical	Fundamental
Peak	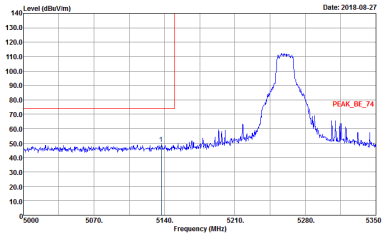 Site : 03CH07-HY Condition : PEAK_BE_74 3m HF_ANT_00066583 VERTICAL : RBW:1000.000KHz VBW:3000.000KHz SWT:Auto Detector : Peak Project : 872508 Mode : 10	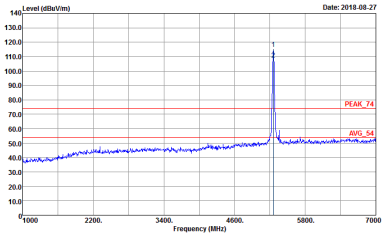 Site : 03CH07-HY Condition : PEAK_74 3m HF_ANT_00066583 VERTICAL : RBW:1000.000KHz VBW:3000.000KHz SWT:Auto Detector : Peak Project : 872508 Mode : 10
Avg.	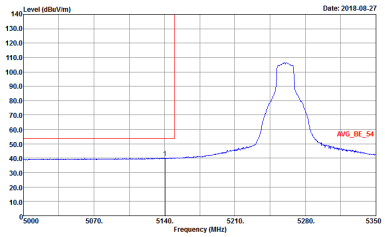 Site : 03CH07-HY Condition : AVG_BE_54 3m HF_ANT_00066583 VERTICAL : RBW:1000.000KHz VBW:1.000KHz SWT:Auto Detector : Peak Project : 872508 Mode : 10	Left blank

WIFI	Band 2 5250~5350MHz Band Edge @ 3m	
ANT	802.11a CH52 5260MHz - R	
1	Vertical	Fundamental
Peak	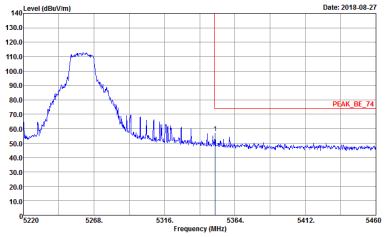	Left blank
Avg.	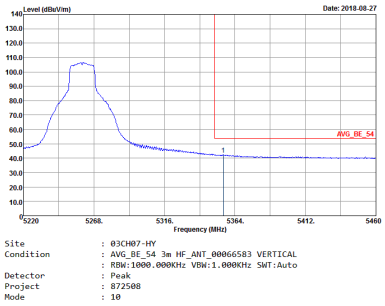	Left blank

WIFI	Band 2 5250~5350MHz Band Edge @ 3m	
ANT	802.11a CH60 5300MHz - L	
1	Horizontal	Fundamental
Peak	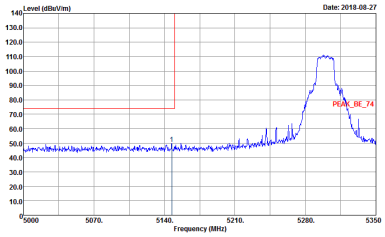 Site : 03CH07-HY Condition : PEAK_BE_74 3m HF_ANT_00066583 HORIZONTAL : RBW:1000.000KHz VBW:3000.000KHz SWT:Auto Detector : Peak Project : 872508 Mode : 11	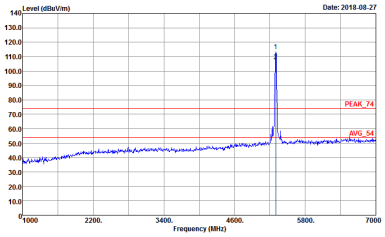 Site : 03CH07-HY Condition : PEAK_74 3m HF_ANT_00066583 HORIZONTAL : RBW:1000.000KHz VBW:3000.000KHz SWT:Auto Detector : Peak Project : 872508 Mode : 11
Avg.	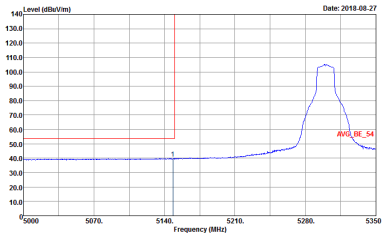 Site : 03CH07-HY Condition : AVG_BE_54 3m HF_ANT_00066583 HORIZONTAL : RBW:1000.000KHz VBW:1.000KHz SWT:Auto Detector : Peak Project : 872508 Mode : 11	Left blank

WIFI	Band 2 5250~5350MHz Band Edge @ 3m	
ANT	802.11a CH60 5300MHz - R	
1	Horizontal	Fundamental
Peak	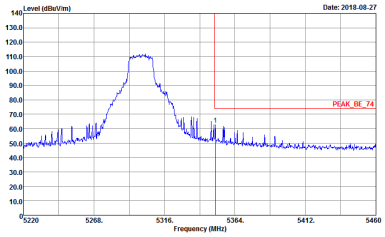 Site : 03CH07-HY Condition : PEAK_BE_74 3m HF_ANT_00066583 HORIZONTAL : RBW:1000.000KHz VBW:3000.000KHz SWT:Auto Detector : Peak Project : 872508 Mode : 11	Left blank
Avg.	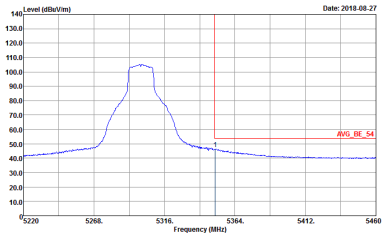 Site : 03CH07-HY Condition : AVG_BE_54 3m HF_ANT_00066583 HORIZONTAL : RBW:1000.000KHz VBW:1.000KHz SWT:Auto Detector : Peak Project : 872508 Mode : 11	Left blank

WIFI	Band 2 5250~5350MHz Band Edge @ 3m	
ANT	802.11a CH60 5300MHz - L	
1	Vertical	Fundamental
Peak	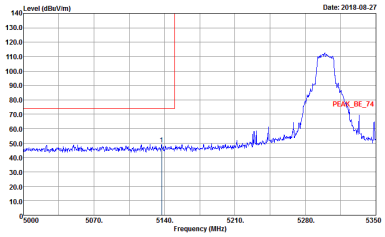 Site : 03CH07-HY Condition : PEAK_BE_74 3m HF_ANT_00066583 VERTICAL : RBW:1000.000KHz VBW:3000.000KHz SWT:Auto Detector : Peak Project : 872508 Mode : 11	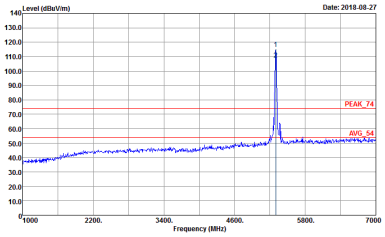 Site : 03CH07-HY Condition : PEAK_74 3m HF_ANT_00066583 VERTICAL : RBW:1000.000KHz VBW:3000.000KHz SWT:Auto Detector : Peak Project : 872508 Mode : 11
Avg.	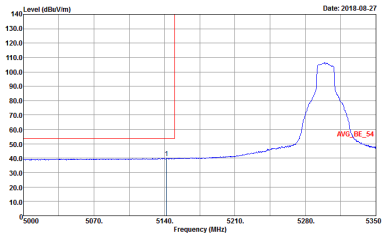 Site : 03CH07-HY Condition : AVG_BE_54 3m HF_ANT_00066583 VERTICAL : RBW:1000.000KHz VBW:1.000KHz SWT:Auto Detector : Peak Project : 872508 Mode : 11	Left blank