2.4GHz 2400~2483.5MHz

WIFI 802.11ax HE40 Full (Band Edge @ 3m)

WIFI Ant. 9+8	Note	Frequency (MHz)	Level (dBμV/m)	Margin (dB)	Limit Line (dBμV/m)	Read Level (dBμV)	Antenna Factor (dB/m)	Path Loss (dB)	Preamp Factor (dB)	Ant Pos (cm)	Table Pos (deg)	Peak Avg. (P/A)	Pol. (H/V)
802.11ax HE40 Full CH 03 2422MHz		2389.52	64.68	-9.32	74	49.85	27.84	14.06	27.07	110	213	P	H
		2389.94	52.82	-1.18	54	37.99	27.84	14.06	27.07	110	213	A	H
	*	2422	112.61	-	-	97.77	27.8	14.09	27.05	110	213	P	H
	*	2422	103.14	-	-	88.3	27.8	14.09	27.05	110	213	A	H
		2484.25	59.17	-14.83	74	44.33	27.73	14.15	27.04	110	213	P	H
		2483.89	45.79	-8.21	54	30.95	27.73	14.15	27.04	110	213	A	H
		2389.66	62.02	-11.98	74	47.19	27.84	14.06	27.07	100	358	P	V
		2389.94	48.78	-5.22	54	33.95	27.84	14.06	27.07	100	358	A	V
	*	2422	108.32	-	-	93.48	27.8	14.09	27.05	100	358	P	V
	*	2422	97.68	-	-	82.84	27.8	14.09	27.05	100	358	A	V
		2499.46	56.36	-17.64	74	41.53	27.7	14.16	27.03	100	358	P	V
		2484.61	44.86	-9.14	54	30.01	27.73	14.15	27.03	100	358	A	V
802.11ax HE40 Full CH 06 2437MHz		2389.8	61.97	-12.03	74	47.14	27.84	14.06	27.07	133	205	P	H
		2389.94	46.22	-7.78	54	31.39	27.84	14.06	27.07	133	205	A	H
	*	2437	113.38	-	-	98.53	27.8	14.1	27.05	133	205	P	H
	*	2437	103.87	-	-	89.02	27.8	14.1	27.05	133	205	A	H
		2483.89	64.49	-9.51	74	49.65	27.73	14.15	27.04	133	205	P	H
		2483.53	49.85	-4.15	54	35.01	27.73	14.15	27.04	133	205	A	H
		2389.24	59.98	-14.02	74	45.15	27.84	14.06	27.07	100	322	P	V
		2389.94	45.82	-8.18	54	30.99	27.84	14.06	27.07	100	322	A	V
	*	2437	109.32	-	-	94.47	27.8	14.1	27.05	100	322	P	V
	*	2437	99.89	-	-	85.04	27.8	14.1	27.05	100	322	A	V
		2483.53	59.78	-14.22	74	44.94	27.73	14.15	27.04	100	322	P	V
		2486.23	45.98	-8.02	54	31.13	27.73	14.15	27.03	100	322	A	V

WIFI Ant. 9+8	Note	Frequency (MHz)	Level (dBμV/m)	Margin (dB)	Limit Line (dBμV/m)	Read Level (dBμV)	Antenna Factor (dB/m)	Path Loss (dB)	Preamp Factor (dB)	Ant Pos (cm)	Table Pos (deg)	Peak Avg. (P/A)	Pol. (H/V)
802.11ax HE40 Full CH 09 2452MHz		2334.5	55.77	-18.23	74	40.81	28.03	14.01	27.08	142	208	P	H
		2389.66	44.53	-9.47	54	29.7	27.84	14.06	27.07	142	208	A	H
	*	2452	111.15	-	-	96.28	27.8	14.12	27.05	142	208	P	H
	*	2452	101.46	-	-	86.59	27.8	14.12	27.05	142	208	A	H
		2484.16	65.4	-8.6	74	50.56	27.73	14.15	27.04	142	208	P	H
		2484.52	52.68	-1.32	54	37.83	27.73	14.15	27.03	142	208	A	H
		2366.56	55.65	-18.35	74	40.75	27.93	14.04	27.07	100	332	P	V
		2350.04	44.31	-9.69	54	29.36	28	14.03	27.08	100	332	A	V
	*	2452	106.68	-	-	91.81	27.8	14.12	27.05	100	332	P	V
	*	2452	96.97	-	-	82.1	27.8	14.12	27.05	100	332	A	V
		2484.07	60.58	-13.42	74	45.74	27.73	14.15	27.04	100	332	P	V
		2483.89	49.88	-4.12	54	35.04	27.73	14.15	27.04	100	332	A	V
Remark	1. No other spurious found. 2. All results are PASS against Peak and Average limit line.												

2.4GHz 2400~2483.5MHz

WIFI 802.11 ax HE40 Full (Harmonic @ 3m)

WIFI Ant. 9+8	Note	Frequency (MHz)	Level (dBμV/m)	Margin (dB)	Limit Line (dBμV/m)	Read Level (dBμV)	Antenna Factor (dB/m)	Path Loss (dB)	Preamp Factor (dB)	Ant Pos (cm)	Table Pos (deg)	Peak Avg. (P/A)	Pol. (H/V)
		4844	39.83	-34.17	74	58.92	31.4	6.79	57.28	-	-	P	H
		7266	45.18	-28.82	74	57.01	36.86	8.57	57.26	-	-	P	H
													H
													H
													H
													H
													H
													H
													H
													H
802.11ax													H
HE40 Full													H
CH 03		4844	38.61	-35.39	74	57.7	31.4	6.79	57.28	-	-	P	V
2422MHz		7266	46.27	-27.73	74	58.1	36.86	8.57	57.26	-	-	P	V
													V
													V
													V
													V
													V
													V
													V
													V
													V
													V

WIFI Ant. 9+8	Note	Frequency (MHz)	Level (dBµV/m)	Margin (dB)	Limit Line (dBµV/m)	Read Level (dBµV)	Antenna Factor (dB/m)	Path Loss (dB)	Preamp Factor (dB)	Ant Pos (cm)	Table Pos (deg)	Peak Avg. (P/A)	Pol. (H/V)
		4874	38.85	-35.15	74	57.83	31.45	6.8	57.23	-	-	P	H
		7311	45.5	-28.5	74	57.24	37	8.59	57.33	-	-	P	H
													H
													H
													H
													H
													H
													H
													H
													H
802.11ax													H
HE40 Full													H
CH 06		4874	38.85	-35.15	74	57.83	31.45	6.8	57.23	-	-	P	V
2437MHz		7311	45.77	-28.23	74	57.51	37	8.59	57.33	-	-	P	V
													V
													V
													V
													V
													V
													V
													V
													V
													V
													V

WIFI Ant. 9+8	Note	Frequency (MHz)	Level (dBμV/m)	Margin (dB)	Limit Line (dBμV/m)	Read Level (dBμV)	Antenna Factor (dB/m)	Path Loss (dB)	Preamp Factor (dB)	Ant Pos (cm)	Table Pos (deg)	Peak Avg. (P/A)	Pol. (H/V)
		4904	38.81	-35.19	74	57.67	31.51	6.82	57.19	-	-	P	H
		7356	44.68	-29.32	74	56.45	36.99	8.63	57.39	-	-	P	H
													H
													H
													H
													H
													H
													H
													H
													H
802.11ax													H
HE40 Full													H
CH 09		4904	38.98	-35.02	74	57.84	31.51	6.82	57.19	-	-	P	V
2452MHz		7356	44.59	-29.41	74	56.36	36.99	8.63	57.39	-	-	P	V
													V
													V
													V
													V
													V
													V
													V
													V
													V
													V
Remark	1. No other spurious found. 2. All results are PASS against Peak and Average limit line. 3. The emission position marked as "-" means no suspected emission found with sufficient margin against limit line or noise floor only.												

2.4GHz 2400~2483.5MHz

WIFI 802.11ax HE40 Partial 242 (Band Edge @ 3m)

WIFI Ant. 9+8	Note	Frequency (MHz)	Level (dBμV/m)	Margin (dB)	Limit Line (dBμV/m)	Read Level (dBμV)	Antenna Factor (dB/m)	Path Loss (dB)	Preamp Factor (dB)	Ant Pos (cm)	Table Pos (deg)	Peak Avg. (P/A)	Pol. (H/V)
802.11ax HE40 Partial 242/61 CH 03 2422MHz		2389.905	70.28	-3.72	74	55.45	27.84	14.06	27.07	300	211	P	H
		2390	51.61	-2.39	54	36.78	27.84	14.06	27.07	300	211	A	H
	*	2422	113.65	-	-	98.81	27.8	14.09	27.05	300	211	P	H
	*	2422	104.27	-	-	89.43	27.8	14.09	27.05	300	211	A	H
		2484.43	60.73	-13.27	74	45.88	27.73	14.15	27.03	300	211	P	H
		2484.07	44.77	-9.23	54	29.93	27.73	14.15	27.04	300	211	A	H
		2390	63.76	-10.24	74	48.93	27.84	14.06	27.07	110	347	P	V
		2390	47.63	-6.37	54	32.8	27.84	14.06	27.07	110	347	A	V
	*	2422	109.21	-	-	94.37	27.8	14.09	27.05	110	347	P	V
	*	2422	99.54	-	-	84.7	27.8	14.09	27.05	110	347	A	V
		2484.34	57.27	-16.73	74	42.43	27.73	14.15	27.04	110	347	P	V
		2484.25	44.53	-9.47	54	29.69	27.73	14.15	27.04	110	347	A	V
802.11ax HE40 Partial 242/62 CH 09 2452MHz		2389.8	56.68	-17.32	74	41.85	27.84	14.06	27.07	111	204	P	H
		2389.94	44.61	-9.39	54	29.78	27.84	14.06	27.07	111	204	A	H
	*	2452	113.82	-	-	98.95	27.8	14.12	27.05	111	204	P	H
	*	2452	104.08	-	-	89.21	27.8	14.12	27.05	111	204	A	H
		2483.71	68.17	-5.83	74	53.33	27.73	14.15	27.04	111	204	P	H
		2483.53	51.85	-2.15	54	37.01	27.73	14.15	27.04	111	204	A	H
		2332.26	55.94	-18.06	74	40.97	28.04	14.01	27.08	100	267	P	V
		2317.14	44.5	-9.5	54	29.52	28.07	14	27.09	100	267	A	V
	*	2452	110.08	-	-	95.21	27.8	14.12	27.05	100	267	P	V
	*	2452	100.44	-	-	85.57	27.8	14.12	27.05	100	267	A	V
		2484.88	66.49	-7.51	74	51.64	27.73	14.15	27.03	100	267	P	V
		2484.79	46.58	-7.42	54	31.73	27.73	14.15	27.03	100	267	A	V
Remark	1. No other spurious found. 2. All results are PASS against Peak and Average limit line.												

Emission below 1GHz

2.4GHz WIFI 802.11ax HE20 (LF)

WIFI Ant. 9+8	Note	Frequency (MHz)	Level (dBμV/m)	Margin (dB)	Limit Line (dBμV/m)	Read Level (dBμV)	Antenna Factor (dB/m)	Path Loss (dB)	Preamp Factor (dB)	Ant Pos (cm)	Table Pos (deg)	Peak Avg. (P/A)	Pol. (H/V)
2.4GHz 802.11ax HE20 LF		66.86	22.45	-17.55	40	41.69	12.15	0.91	32.3	-	-	P	H
		179.38	21.16	-22.34	43.5	37.07	15.11	1.25	32.27	-	-	P	H
		269.59	19.91	-26.09	46	31.39	19.21	1.52	32.21	-	-	P	H
		430.61	22.7	-23.3	46	29.94	23.03	1.91	32.18	-	-	P	H
		579.02	26.86	-19.14	46	31.08	25.9	2.14	32.26	-	-	P	H
		861.29	31.23	-14.77	46	31.19	29.17	2.59	31.72	-	-	P	H
													H
													H
													H
													H
													H
													H
		42.61	33.05	-6.95	40	46.33	18.36	0.76	32.4	-	-	P	V
		183.26	23.56	-19.94	43.5	39.68	14.88	1.27	32.27	-	-	P	V
		265.71	20.02	-25.98	46	30.83	19.9	1.51	32.22	-	-	P	V
		439.34	23.38	-22.62	46	30.53	23.1	1.92	32.17	-	-	P	V
		557.68	26.13	-19.87	46	30.18	26.07	2.12	32.24	-	-	P	V
		851.59	31.23	-14.77	46	31.27	29.13	2.6	31.77	-	-	P	V
													V
													V
													V
													V
													V
													V
Remark	1. No other spurious found. 2. All results are PASS against limit line. 3. The emission position marked as "-" means no suspected emission found and emission level has at least 6dB margin against limit or emission is noise floor only.												

<Sample 2>

2.4GHz 2400~2483.5MHz

WIFI 802.11ax HE20 Partial 106 (Band Edge @ 3m)

WIFI Ant.	Note	Frequency	Level	Margin	Limit Line	Read Level	Antenna Factor	Path Loss	Preamp Factor	Ant Pos	Table Pos	Peak Avg.	Pol.
9+8		(MHz)	(dBµV/m)	(dB)	(dBµV/m)	(dBµV)	(dB/m)	(dB)	(dB)	(cm)	(deg)	(P/A)	(H/V)
802.11ax HE20 Partial 106/54 CH 11 2462MHz	*	2462	119.03	-	-	104.16	27.78	14.13	27.04	105	205	P	H
	*	2462	109.97	-	-	95.1	27.78	14.13	27.04	105	205	A	H
		2483.64	71.91	-2.09	74	57.07	27.73	14.15	27.04	105	205	P	H
		2483.52	51.79	-2.21	54	36.95	27.73	14.15	27.04	105	205	A	H
													H
													H
	*	2462	115.38	-	-	100.51	27.78	14.13	27.04	100	66	P	V
	*	2462	106.56	-	-	91.69	27.78	14.13	27.04	100	66	A	V
		2483.52	66.7	-7.3	74	51.86	27.73	14.15	27.04	100	66	P	V
		2483.52	49.41	-4.59	54	34.57	27.73	14.15	27.04	100	66	A	V
													V
													V
Remark	1. No other spurious found. 2. All results are PASS against Peak and Average limit line.												

<TXBF Mode>

2.4GHz 2400~2483.5MHz

WIFI 802.11ax HE20 Full (Band Edge @ 3m)

WIFI Ant.	Note	Frequency	Level	Margin	Limit Line	Read Level	Antenna Factor	Path Loss	Preamp Factor	Ant Pos	Table Pos	Peak Avg.	Pol.
9+8		(MHz)	(dBμV/m)	(dB)	(dBμV/m)	(dBμV)	(dB/m)	(dB)	(dB)	(cm)	(deg)	(P/A)	(H/V)
802.11ax HE20 Full CH 01 2412MHz		2389.905	56.19	-17.81	74	41.36	27.84	14.06	27.07	171	203	P	H
		2390	46.07	-7.93	54	31.24	27.84	14.06	27.07	171	203	A	H
	*	2412	109.75	-	-	94.93	27.8	14.08	27.06	171	203	P	H
	*	2412	99.98	-	-	85.16	27.8	14.08	27.06	171	203	A	H
													H
													H
		2318.82	56.14	-17.86	74	41.17	28.06	14	27.09	100	272	P	V
		2390	45.53	-8.47	54	30.7	27.84	14.06	27.07	100	272	A	V
	*	2412	104.59	-	-	89.77	27.8	14.08	27.06	100	272	P	V
	*	2412	96.84	-	-	82.02	27.8	14.08	27.06	100	272	A	V
													V
													V
802.11ax HE20 Full CH 06 2437MHz		2389.66	56.67	-17.33	74	41.84	27.84	14.06	27.07	166	205	P	H
		2389.66	45.79	-8.21	54	30.96	27.84	14.06	27.07	166	205	A	H
	*	2437	114.14	-	-	99.29	27.8	14.1	27.05	166	205	P	H
	*	2437	105.38	-	-	90.53	27.8	14.1	27.05	166	205	A	H
		2484.32	58	-16	74	43.16	27.73	14.15	27.04	166	205	P	H
		2483.69	46.36	-7.64	54	31.52	27.73	14.15	27.04	166	205	A	H
		2363.48	56.17	-17.83	74	41.25	27.95	14.04	27.07	151	277	P	V
		2373.28	45.44	-8.56	54	30.55	27.91	14.05	27.07	151	277	A	V
	*	2437	110.93	-	-	96.08	27.8	14.1	27.05	151	277	P	V
	*	2437	101.84	-	-	86.99	27.8	14.1	27.05	151	277	A	V
		2483.62	59.63	-14.37	74	44.79	27.73	14.15	27.04	151	277	P	V
		2483.62	45.95	-8.05	54	31.11	27.73	14.15	27.04	151	277	A	V

WIFI Ant. 9+8	Note	Frequency (MHz)	Level (dBμV/m)	Margin (dB)	Limit Line (dBμV/m)	Read Level (dBμV)	Antenna Factor (dB/m)	Path Loss (dB)	Preamp Factor (dB)	Ant Pos (cm)	Table Pos (deg)	Peak Avg. (P/A)	Pol. (H/V)
	*	2462	108.98	-	-	94.11	27.78	14.13	27.04	100	205	P	H
	*	2462	99.05	-	-	84.18	27.78	14.13	27.04	100	205	A	H
		2484.24	57.7	-16.3	74	42.86	27.73	14.15	27.04	100	205	P	H
		2484.16	46.36	-7.64	54	31.52	27.73	14.15	27.04	100	205	A	H
802.11ax													H
HE20 Full													H
CH 11	*	2462	109.63	-	-	94.76	27.78	14.13	27.04	100	270	P	V
2462MHz	*	2462	96.9	-	-	82.03	27.78	14.13	27.04	100	270	A	V
		2485.72	55.75	-18.25	74	40.9	27.73	14.15	27.03	100	270	P	V
		2483.84	45.6	-8.4	54	30.76	27.73	14.15	27.04	100	270	A	V
													V
													V
Remark	1. No other spurious found. 2. All results are PASS against Peak and Average limit line.												

2.4GHz 2400~2483.5MHz

WIFI 802.11 ax HE20 Full (Harmonic @ 3m)

WIFI Ant. 9+8	Note	Frequency (MHz)	Level (dBμV/m)	Margin (dB)	Limit Line (dBμV/m)	Read Level (dBμV)	Antenna Factor (dB/m)	Path Loss (dB)	Preamp Factor (dB)	Ant Pos (cm)	Table Pos (deg)	Peak Avg. (P/A)	Pol. (H/V)
		4824	40.08	-33.92	74	59.21	31.4	6.78	57.31	-	-	P	H
													H
													H
													H
													H
													H
													H
													H
													H
													H
802.11ax													H
HE20 Full													H
CH 01		4824	39.28	-34.72	74	58.41	31.4	6.78	57.31	-	-	P	V
2412MHz													V
													V
													V
													V
													V
													V
													V
													V
													V
													V
													V

WIFI Ant. 9+8	Note	Frequency (MHz)	Level (dBµV/m)	Margin (dB)	Limit Line (dBµV/m)	Read Level (dBµV)	Antenna Factor (dB/m)	Path Loss (dB)	Preamp Factor (dB)	Ant Pos (cm)	Table Pos (deg)	Peak Avg. (P/A)	Pol. (H/V)
		4874	39.72	-34.28	74	58.7	31.45	6.8	57.23	-	-	P	H
		7311	46.72	-27.28	74	58.46	37	8.59	57.33	-	-	P	H
													H
													H
													H
													H
													H
													H
													H
													H
802.11ax													H
HE20 Full													H
CH 06		4874	40.1	-33.9	74	59.08	31.45	6.8	57.23	-	-	P	V
2437MHz		7311	46.81	-27.19	74	58.55	37	8.59	57.33	-	-	P	V
													V
													V
													V
													V
													V
													V
													V
													V
													V
													V

WIFI Ant. 9+8	Note	Frequency (MHz)	Level (dBμV/m)	Margin (dB)	Limit Line (dBμV/m)	Read Level (dBμV)	Antenna Factor (dB/m)	Path Loss (dB)	Preamp Factor (dB)	Ant Pos (cm)	Table Pos (deg)	Peak Avg. (P/A)	Pol. (H/V)
		4924	41.22	-32.78	74	60	31.55	6.83	57.16	-	-	P	H
		7386	46.41	-27.59	74	58.27	36.93	8.65	57.44	-	-	P	H
													H
													H
													H
													H
													H
													H
													H
													H
802.11ax													H
HE20 Full													H
CH 11		4924	40.96	-33.04	74	59.74	31.55	6.83	57.16	-	-	P	V
2462MHz		7386	46.68	-27.32	74	58.54	36.93	8.65	57.44	-	-	P	V
													V
													V
													V
													V
													V
													V
													V
													V
													V
													V
Remark	1. No other spurious found. 2. All results are PASS against Peak and Average limit line. 3. The emission position marked as "-" means no suspected emission found with sufficient margin against limit line or noise floor only.												

2.4GHz 2400~2483.5MHz

WIFI 802.11ax HE40 Full (Band Edge @ 3m)

WIFI Ant. 9+8	Note	Frequency (MHz)	Level (dBμV/m)	Margin (dB)	Limit Line (dBμV/m)	Read Level (dBμV)	Antenna Factor (dB/m)	Path Loss (dB)	Preamp Factor (dB)	Ant Pos (cm)	Table Pos (deg)	Peak Avg. (P/A)	Pol. (H/V)
802.11ax HE40 Full CH 03 2422MHz		2389.52	64.22	-9.78	74	49.39	27.84	14.06	27.07	163	205	P	H
		2389.8	50.5	-3.5	54	35.67	27.84	14.06	27.07	163	205	A	H
	*	2422	106.34	-	-	91.5	27.8	14.09	27.05	163	205	P	H
	*	2422	97.28	-	-	82.44	27.8	14.09	27.05	163	205	A	H
		2484.25	62.6	-11.4	74	47.76	27.73	14.15	27.04	163	205	P	H
		2483.69	46.88	-7.12	54	32.04	27.73	14.15	27.04	163	205	A	H
		2389.52	57.89	-16.11	74	43.06	27.84	14.06	27.07	104	168	P	V
		2389.1	46.83	-7.17	54	32	27.84	14.06	27.07	104	168	A	V
	*	2422	99.26	-	-	84.42	27.8	14.09	27.05	104	168	P	V
	*	2422	89.43	-	-	74.59	27.8	14.09	27.05	104	168	A	V
		2492.23	56.33	-17.67	74	41.49	27.72	14.15	27.03	104	168	P	V
		2485.37	45.3	-8.7	54	30.45	27.73	14.15	27.03	104	168	A	V
802.11ax HE40 Full CH 06 2437MHz		2389.94	65.35	-8.65	74	50.52	27.84	14.06	27.07	166	210	P	H
		2389.94	52.6	-1.4	54	37.77	27.84	14.06	27.07	166	210	A	H
	*	2437	109.31	-	-	94.46	27.8	14.1	27.05	166	210	P	H
	*	2437	101.22	-	-	86.37	27.8	14.1	27.05	166	210	A	H
		2483.5	71.01	-2.99	74	56.17	27.73	14.15	27.04	166	210	P	H
		2483.83	51.42	-2.58	54	36.58	27.73	14.15	27.04	166	210	A	H
		2389.66	56.79	-17.21	74	41.96	27.84	14.06	27.07	100	163	P	V
		2340.38	45.14	-8.86	54	30.18	28.02	14.02	27.08	100	163	A	V
	*	2437	103.27	-	-	88.42	27.8	14.1	27.05	100	163	P	V
	*	2437	98.22	-	-	83.37	27.8	14.1	27.05	100	163	A	V
		2483.5	57.52	-16.48	74	42.68	27.73	14.15	27.04	100	163	P	V
		2483.55	45.96	-8.04	54	31.12	27.73	14.15	27.04	100	163	A	V

WIFI Ant. 9+8	Note	Frequency (MHz)	Level (dBμV/m)	Margin (dB)	Limit Line (dBμV/m)	Read Level (dBμV)	Antenna Factor (dB/m)	Path Loss (dB)	Preamp Factor (dB)	Ant Pos (cm)	Table Pos (deg)	Peak Avg. (P/A)	Pol. (H/V)
802.11ax HE40 Full CH 09 2452MHz		2316.58	55.31	-18.69	74	40.34	28.07	13.99	27.09	160	207	P	H
		2358.72	45.11	-8.89	54	30.19	27.97	14.03	27.08	160	207	A	H
	*	2452	107.01	-	-	92.14	27.8	14.12	27.05	160	207	P	H
	*	2452	96.18	-	-	81.31	27.8	14.12	27.05	160	207	A	H
		2483.55	65.13	-8.87	74	50.29	27.73	14.15	27.04	160	207	P	H
		2484.6	47.6	-6.4	54	32.75	27.73	14.15	27.03	160	207	A	H
		2357.18	55.97	-18.03	74	41.05	27.97	14.03	27.08	123	277	P	V
		2339.12	45.15	-8.85	54	30.19	28.02	14.02	27.08	123	277	A	V
	*	2452	101.96	-	-	87.09	27.8	14.12	27.05	123	277	P	V
	*	2452	92.98	-	-	78.11	27.8	14.12	27.05	123	277	A	V
		2483.76	61.96	-12.04	74	47.12	27.73	14.15	27.04	123	277	P	V
		2484.04	46.79	-7.21	54	31.95	27.73	14.15	27.04	123	277	A	V
Remark	1. No other spurious found. 2. All results are PASS against Peak and Average limit line.												

2.4GHz 2400~2483.5MHz

WIFI 802.11 ax HE40 Full (Harmonic @ 3m)

WIFI Ant. 9+8	Note	Frequency (MHz)	Level (dBμV/m)	Margin (dB)	Limit Line (dBμV/m)	Read Level (dBμV)	Antenna Factor (dB/m)	Path Loss (dB)	Preamp Factor (dB)	Ant Pos (cm)	Table Pos (deg)	Peak Avg. (P/A)	Pol. (H/V)
		4844	38.36	-35.64	74	57.45	31.4	6.79	57.28	-	-	P	H
		7266	44.83	-29.17	74	56.66	36.86	8.57	57.26	-	-	P	H
													H
													H
													H
													H
													H
													H
													H
													H
802.11ax													H
HE40 Full													H
CH 03		4844	38.97	-35.03	74	58.06	31.4	6.79	57.28	-	-	P	V
2422MHz		7266	44.95	-29.05	74	56.78	36.86	8.57	57.26	-	-	P	V
													V
													V
													V
													V
													V
													V
													V
													V
													V
													V

WIFI Ant. 9+8	Note	Frequency (MHz)	Level (dBµV/m)	Margin (dB)	Limit Line (dBµV/m)	Read Level (dBµV)	Antenna Factor (dB/m)	Path Loss (dB)	Preamp Factor (dB)	Ant Pos (cm)	Table Pos (deg)	Peak Avg. (P/A)	Pol. (H/V)
		4874	38.63	-35.37	74	57.61	31.45	6.8	57.23	-	-	P	H
		7311	46.36	-27.64	74	58.1	37	8.59	57.33	-	-	P	H
													H
													H
													H
													H
													H
													H
													H
													H
802.11ax													H
HE40 Full													H
CH 06		4874	38.73	-35.27	74	57.71	31.45	6.8	57.23	-	-	P	V
2437MHz		7311	46.94	-27.06	74	58.68	37	8.59	57.33	-	-	P	V
													V
													V
													V
													V
													V
													V
													V
													V
													V
													V

WIFI Ant. 9+8	Note	Frequency (MHz)	Level (dBμV/m)	Margin (dB)	Limit Line (dBμV/m)	Read Level (dBμV)	Antenna Factor (dB/m)	Path Loss (dB)	Preamp Factor (dB)	Ant Pos (cm)	Table Pos (deg)	Peak Avg. (P/A)	Pol. (H/V)
		4904	38.66	-35.34	74	57.52	31.51	6.82	57.19	-	-	P	H
		7356	44.77	-29.23	74	56.54	36.99	8.63	57.39	-	-	P	H
													H
													H
													H
													H
													H
													H
													H
													H
802.11ax													H
HE40 Full													H
CH 09		4904	38.86	-35.14	74	57.72	31.51	6.82	57.19	-	-	P	V
2452MHz		7356	44.27	-29.73	74	56.04	36.99	8.63	57.39	-	-	P	V
													V
													V
													V
													V
													V
													V
													V
													V
													V
													V

Remark

1. No other spurious found.
2. All results are PASS against Peak and Average limit line.
3. The emission position marked as "-" means no suspected emission found with sufficient margin against limit line or noise floor only.

Note symbol

*	**Fundamental Frequency** which can be ignored. However, the level of any unwanted emissions shall not exceed the level of the fundamental frequency.
!	Test result is **over limit** line.
P/A	**P**eak or **A**verage
H/V	**H**orizontal or **V**ertical

A calculation example for radiated spurious emission is shown as below:

WIFI	Note	Frequency	Level	Margin	Limit	Read	Antenna	Path	Preamp	Ant	Table	Peak	Pol.
Ant.					Line	Level	Factor	Loss	Factor	Pos	Pos	Avg.	
9+8		(MHz)	(dBμV/m)	(dB)	(dBμV/m)	(dBμV)	(dB/m)	(dB)	(dB)	(cm)	(deg)	(P/A)	(H/V)
802.11b CH 01 2412MHz		2390	55.45	-18.55	74	54.51	32.22	4.58	35.86	103	308	P	H
		2390	43.54	-10.46	54	42.6	32.22	4.58	35.86	103	308	A	H

1. Path Loss(dB) = Cable loss(dB) + Filter loss(dB) + Attenuator loss(dB)
2. Level(dBμV/m) =

Antenna Factor(dB/m) + Path Loss(dB) + Read Level(dBμV) - Preamp Factor(dB)

3. Over Limit(dB) = Level(dBμV/m) – Limit Line(dBμV/m)

For Peak Limit @ 2390MHz:

1. Level(dBμV/m)

= Antenna Factor(dB/m) + Path Loss(dB) + Read Level(dBμV) - Preamp Factor(dB)

= 32.22(dB/m) + 4.58(dB) + 54.51(dBμV) – 35.86 (dB)

= 55.45 (dBμV/m)

2. Margin

= Level(dBμV/m) – Limit Line(dBμV/m)

= 55.45(dBμV/m) – 74(dBμV/m)

= -18.55(dB)

For Average Limit @ 2390MHz:

1. Level(dBμV/m)

= Antenna Factor(dB/m) + Path Loss(dB) + Read Level(dBμV) - Preamp Factor(dB)

= 32.22(dB/m) + 4.58(dB) + 42.6(dBμV) – 35.86 (dB)

= 43.54 (dBμV/m)

2. Margin

= Level(dBμV/m) – Limit Line(dBμV/m)

= 43.54(dBμV/m) – 54(dBμV/m)

= -10.46(dB)

Both peak and average measured complies with the limit line, so test result is “PASS”.

Appendix D. Radiated Spurious Emission Plots

Test Engineer :	Mancy Chou , Jacky Hong and Rain Lee	**Temperature :**	20~25°C
		Relative Humidity :	50~60%

Note symbol

-L	**Low channel location**
-R	**High channel location**

<CDD Mode><Sample1>

2.4GHz 2400~2483.5MHz

WIFI 802.11b (Band Edge @ 3m)

WIFI	2.4GHz 2400~2483.5MHz Band Edge @ 3m	
ANT	802.11b CH01 2412MHz	
9+8	Horizontal	Fundamental
Peak	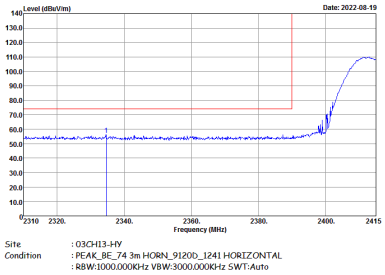	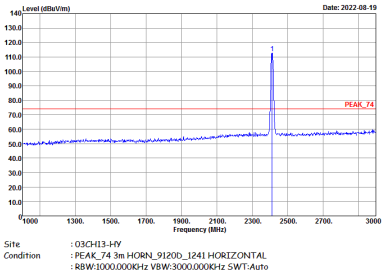
Avg.	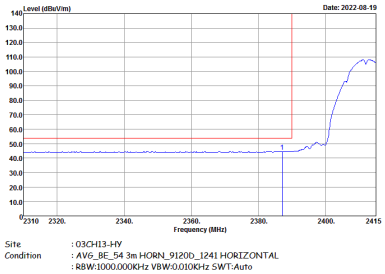	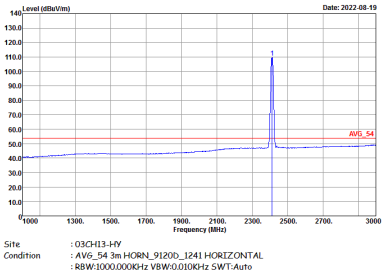

WIFI	2.4GHz 2400~2483.5MHz Band Edge @ 3m	
ANT	802.11b CH01 2412MHz	
9+8	Vertical	Fundamental
Peak	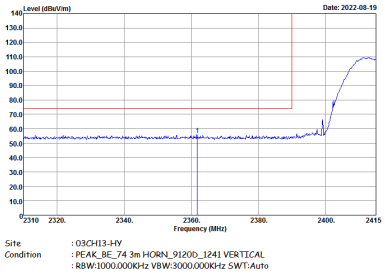	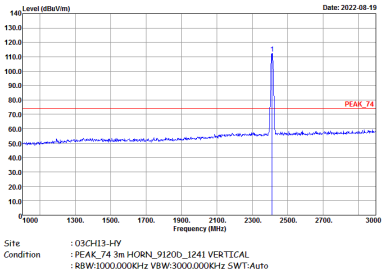
Avg.	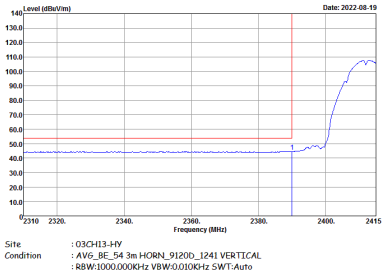	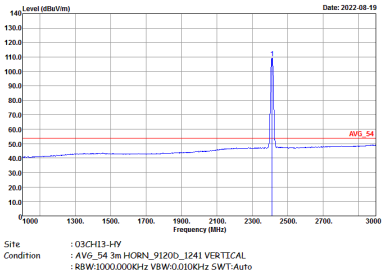

WIFI	2.4GHz 2400~2483.5MHz Band Edge @ 3m	
ANT	802.11b CH06 2437MHz - L	
9+8	Horizontal	Fundamental
Peak	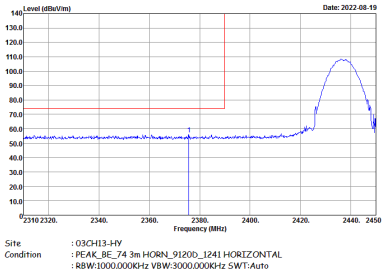	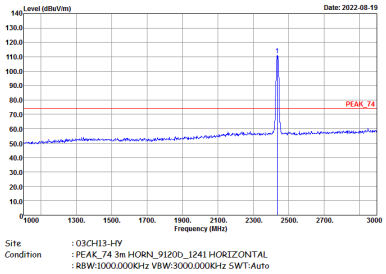
Avg.	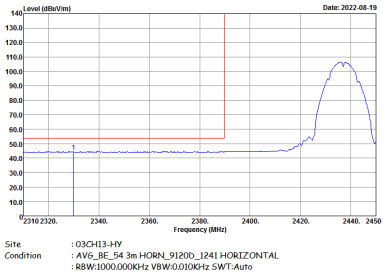	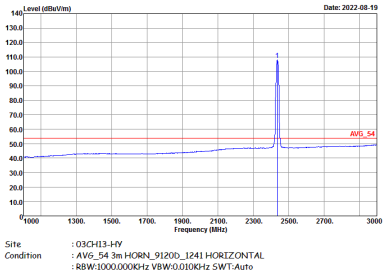

WIFI	2.4GHz 2400~2483.5MHz Band Edge @ 3m	
ANT	802.11b CH06 2437MHz - R	
9+8	Horizontal	Fundamental
Peak	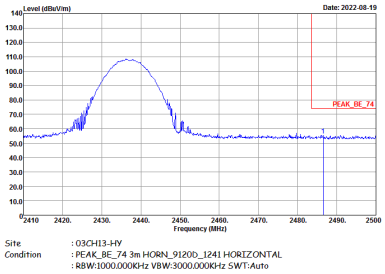	Left blank
Avg.	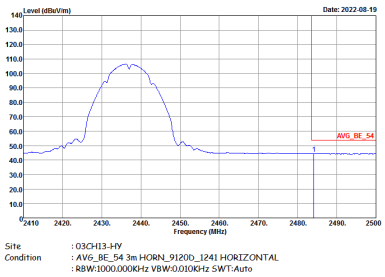	Left blank

WIFI	2.4GHz 2400~2483.5MHz Band Edge @ 3m	
ANT	802.11b CH06 2437MHz - L	
9+8	Vertical	Fundamental
Peak	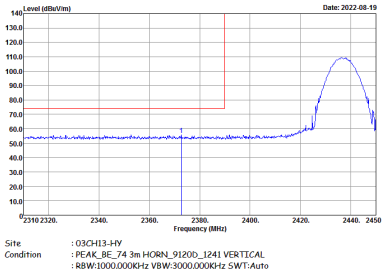	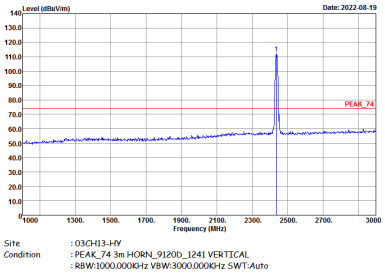
Avg.	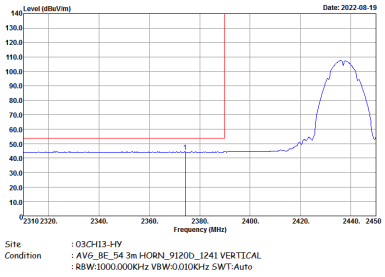	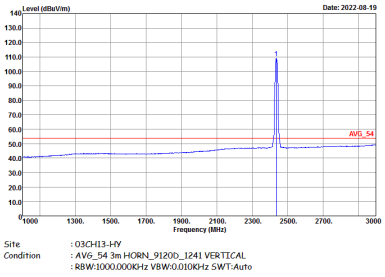

WIFI	2.4GHz 2400~2483.5MHz Band Edge @ 3m	
ANT	802.11b CH06 2437MHz - R	
9+8	Vertical	Fundamental
Peak	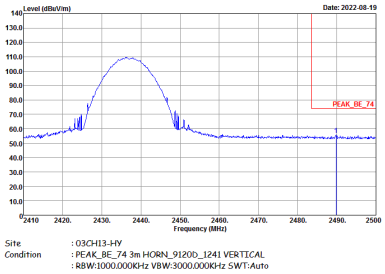	Left blank
Avg.	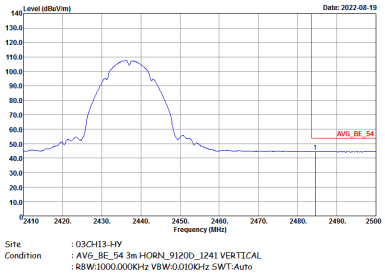	Left blank

WIFI	2.4GHz 2400~2483.5MHz Band Edge @ 3m	
ANT	802.11b CH11 2462MHz	
9+8	Horizontal	Fundamental
Peak	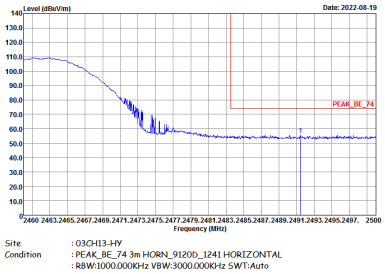	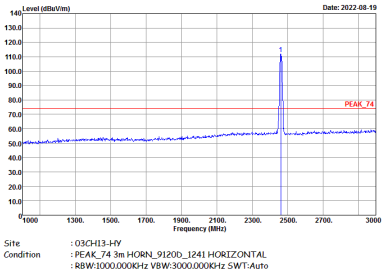
Avg.	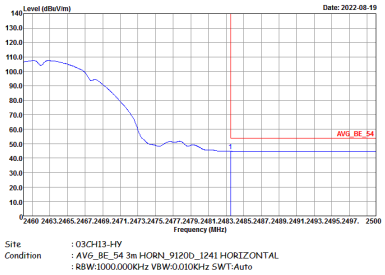	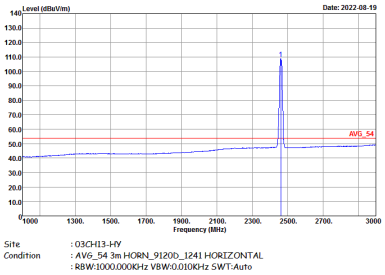

WIFI	2.4GHz 2400~2483.5MHz Band Edge @ 3m	
ANT	802.11b CH11 2462MHz	
9+8	Vertical	Fundamental
Peak	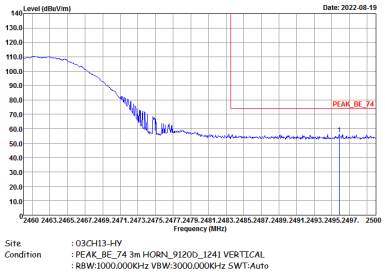	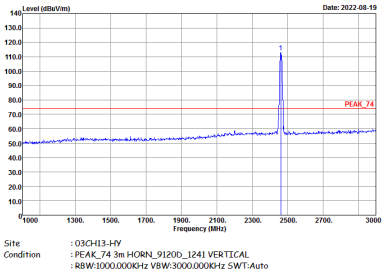
Avg.	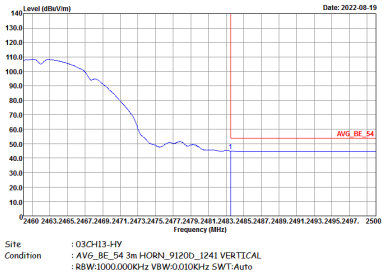	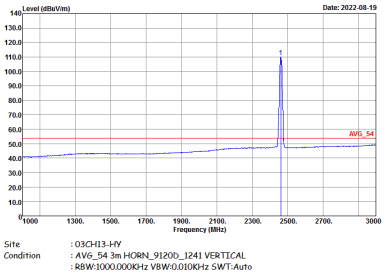

2.4GHz 2400~2483.5MHz

WIFI 802.11g (Band Edge @ 3m)

WIFI	2.4GHz 2400~2483.5MHz Band Edge @ 3m	
ANT	802.11g CH01 2412MHz	
9+8	Horizontal	Fundamental
Peak	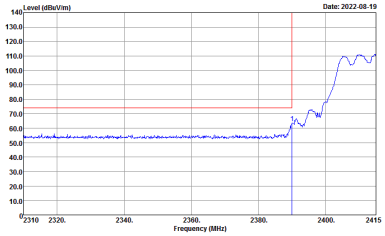 Site : 03CH13-HY Condition : PEAK_BE_74 3m HORN_9120D_1241 HORIZONTAL : RBW:1000.000KHz VBW:3000.000KHz SWT:Auto	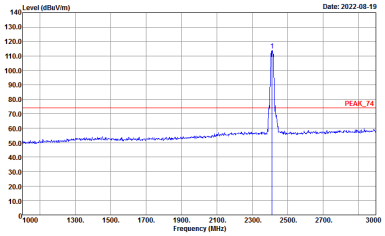 Site : 03CH13-HY Condition : PEAK_74 3m HORN_9120D_1241 HORIZONTAL : RBW:1000.000KHz VBW:3000.000KHz SWT:Auto
Avg.	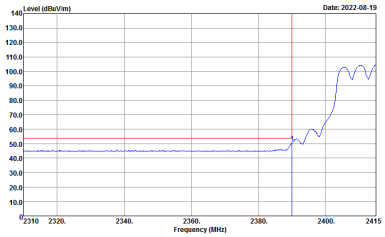 Site : 03CH13-HY Condition : AVG_BE_54 3m HORN_9120D_1241 HORIZONTAL : RBW:1000.000KHz VBW:1.000KHz SWT:Auto	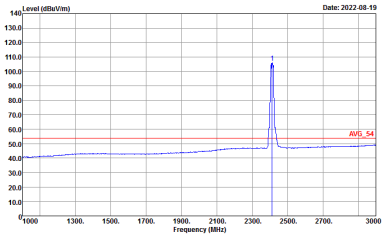 Site : 03CH13-HY Condition : AVG_54 3m HORN_9120D_1241 HORIZONTAL : RBW:1000.000KHz VBW:1.000KHz SWT:Auto

WIFI	2.4GHz 2400~2483.5MHz Band Edge @ 3m	
ANT	802.11g CH01 2412MHz	
9+8	Vertical	Fundamental
Peak	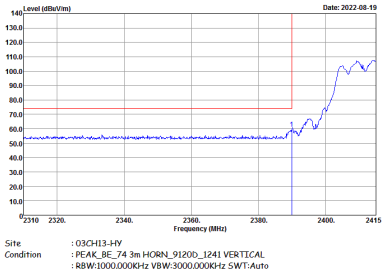	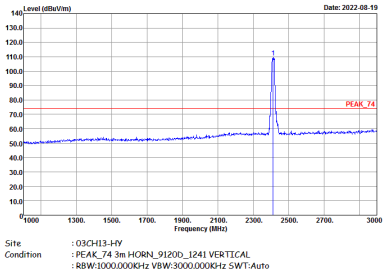
Avg.	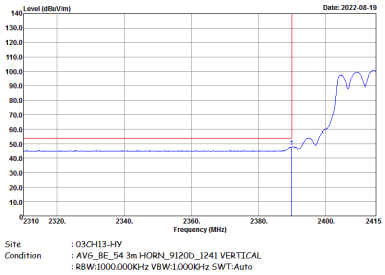	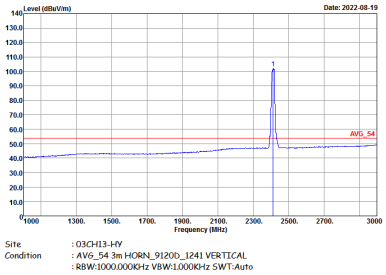

WIFI	2.4GHz 2400~2483.5MHz Band Edge @ 3m	
ANT	802.11g CH06 2437MHz - L	
9+8	Horizontal	Fundamental
Peak	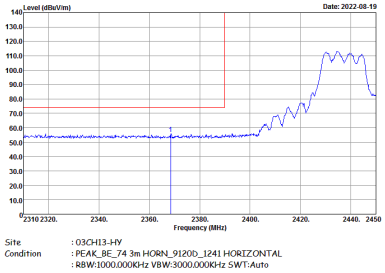	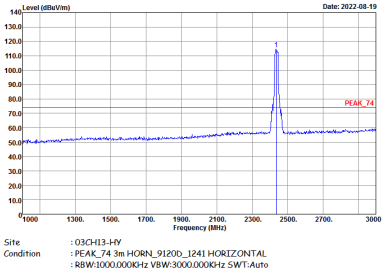
Avg.	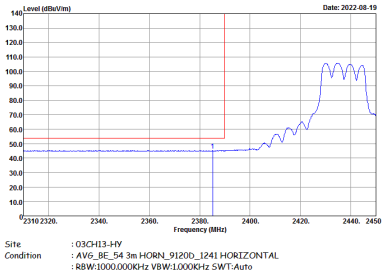	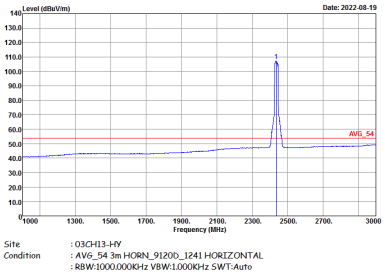

WIFI	2.4GHz 2400~2483.5MHz Band Edge @ 3m	
ANT	802.11g CH06 2437MHz - R	
9+8	Horizontal	Fundamental
Peak	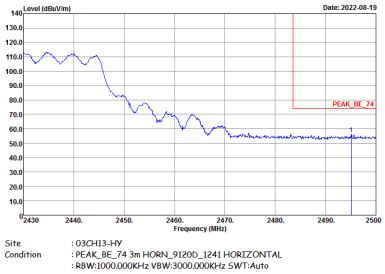	Left blank
Avg.	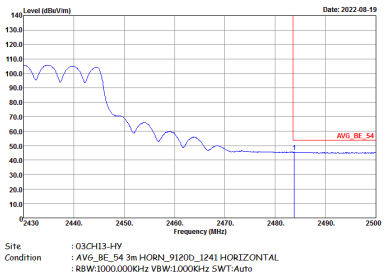	Left blank

WIFI	2.4GHz 2400~2483.5MHz Band Edge @ 3m	
ANT	802.11g CH06 2437MHz - L	
9+8	Vertical	Fundamental
Peak	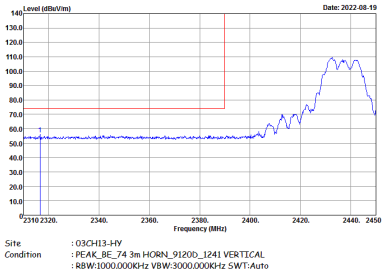	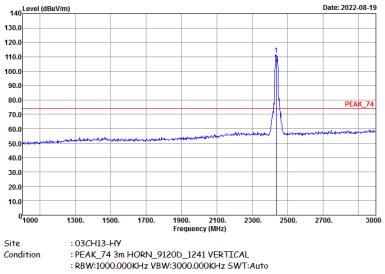
Avg.	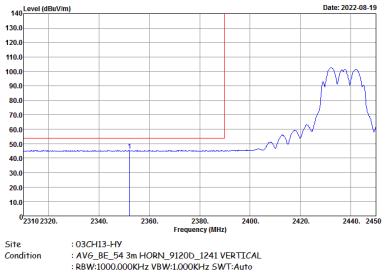	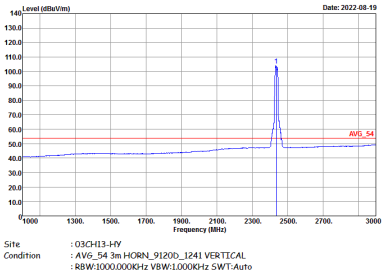

WIFI	2.4GHz 2400~2483.5MHz Band Edge @ 3m	
ANT	802.11g CH06 2437MHz - R	
9+8	Vertical	Fundamental
Peak	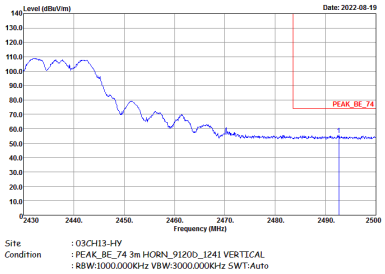	Left Blank
Avg.	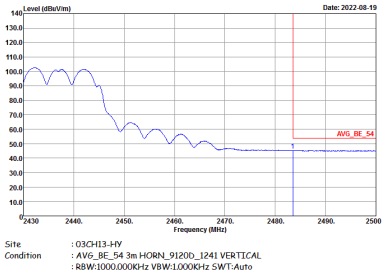	Left Blank

WIFI	2.4GHz 2400~2483.5MHz Band Edge @ 3m	
ANT	802.11g CH11 2462MHz	
9+8	Horizontal	Fundamental
Peak	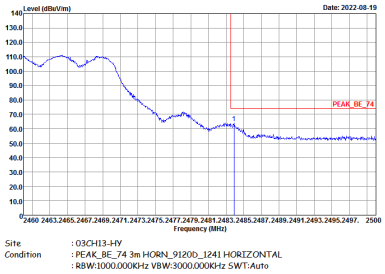	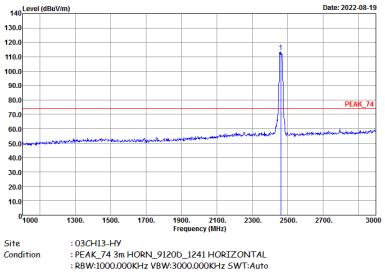
Avg.	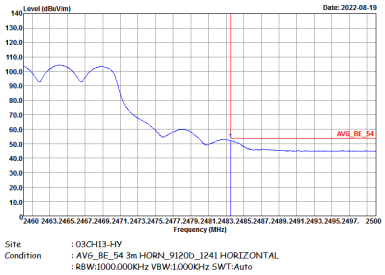	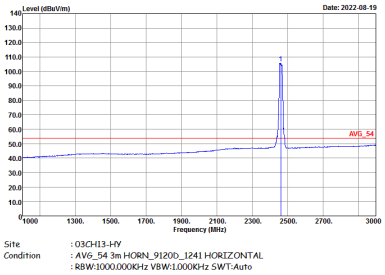

WIFI	2.4GHz 2400~2483.5MHz Band Edge @ 3m	
ANT	802.11g CH11 2462MHz	
9+8	Vertical	Fundamental
Peak	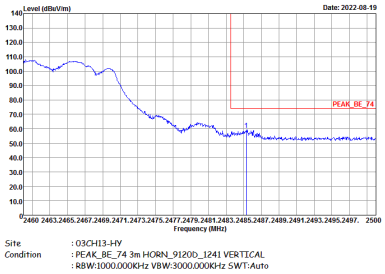	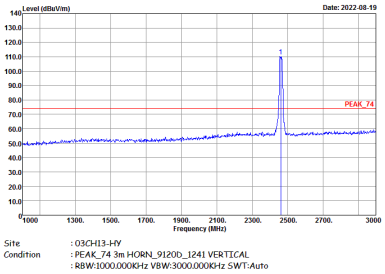
Avg.	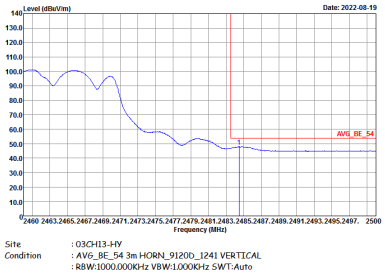	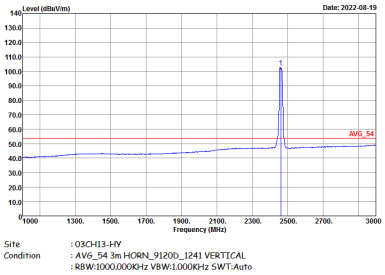

2.4GHz 2400~2483.5MHz

WIFI 802.11ax HE20 Full (Band Edge @ 3m)

WIFI	2.4GHz 2400~2483.5MHz Band Edge @ 3m	
ANT	802.11ax HE20 Full CH01 2412MHz	
9+8	Horizontal	Fundamental
Peak	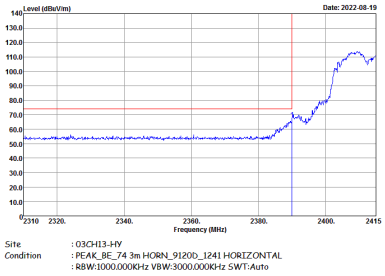	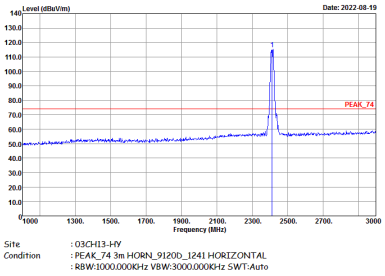
Avg.	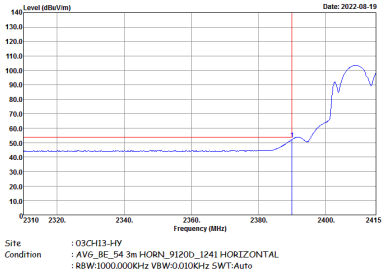	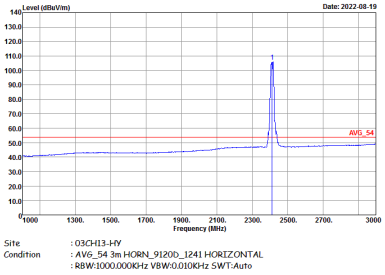

WIFI	2.4GHz 2400~2483.5MHz Band Edge @ 3m	
ANT	802.11ax HE20 Full CH01 2412MHz	
9+8	Vertical	Fundamental
Peak	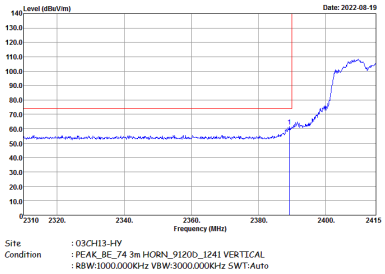	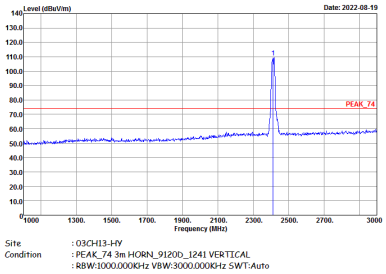
Avg.	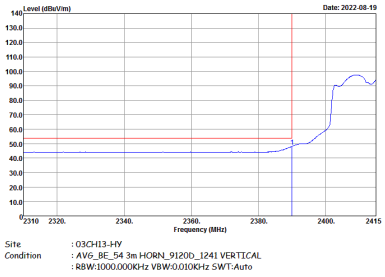	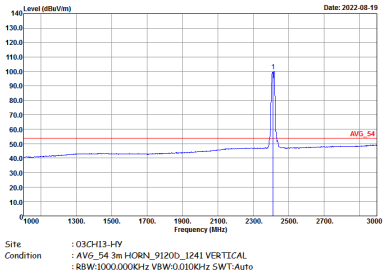

WIFI	2.4GHz 2400~2483.5MHz Band Edge @ 3m	
ANT	802.11ax HE20 Full CH06 2437MHz - L	
9+8	Horizontal	Fundamental
Peak	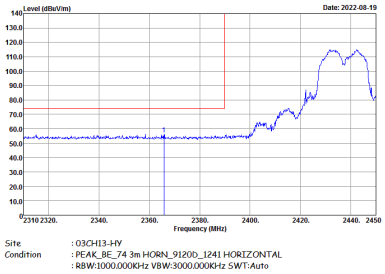	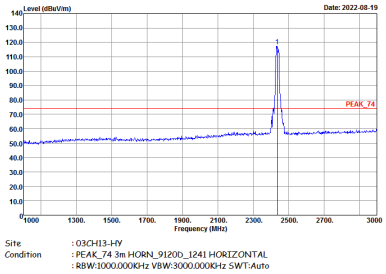
Avg.	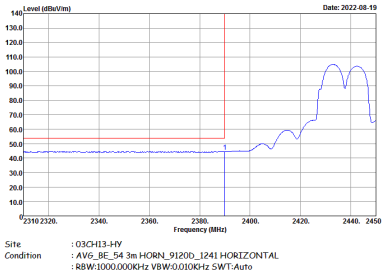	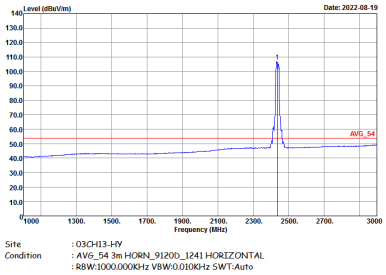

WIFI	2.4GHz 2400~2483.5MHz Band Edge @ 3m	
ANT	802.11ax HE20 Full CH06 2437MHz - R	
9+8	Horizontal	Fundamental
Peak	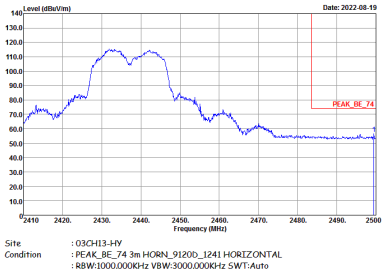	Left blank
Avg.	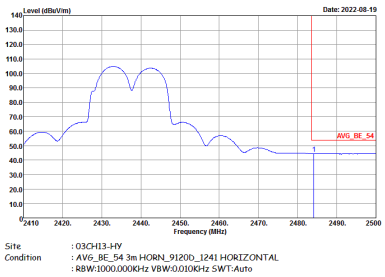	Left blank

WIFI	2.4GHz 2400~2483.5MHz Band Edge @ 3m	
ANT	802.11ax HE20 Full CH06 2437MHz - L	
9+8	Vertical	Fundamental
Peak	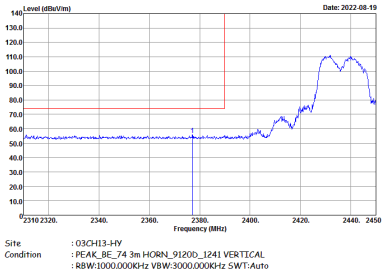	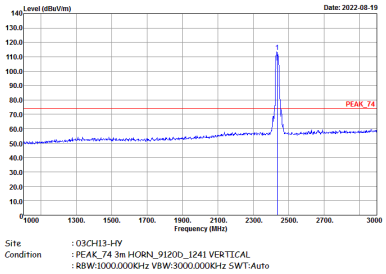
Avg.	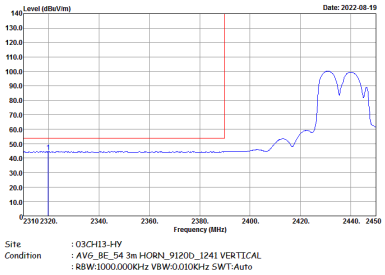	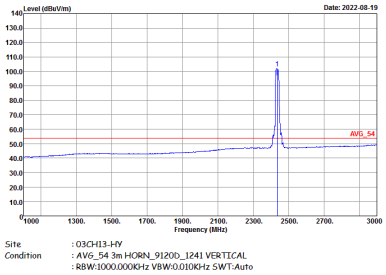

WIFI	2.4GHz 2400~2483.5MHz Band Edge @ 3m	
ANT	802.11ax HE20 Full CH06 2437MHz - R	
9+8	Vertical	Fundamental
Peak	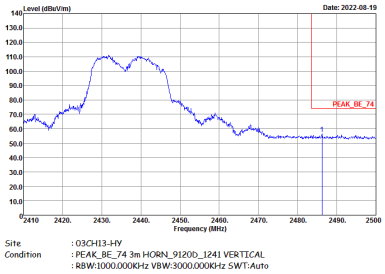	Left blank
Avg.	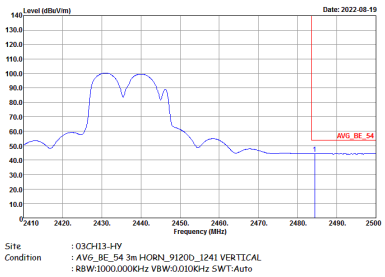	Left blank

WIFI	2.4GHz 2400~2483.5MHz Band Edge @ 3m	
ANT	802.11ax HE20 Full CH11 2462MHz	
9+8	Horizontal	Fundamental
Peak	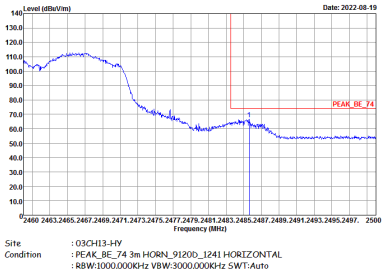	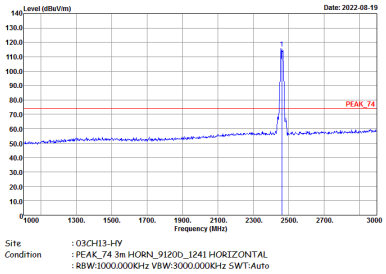
Avg.	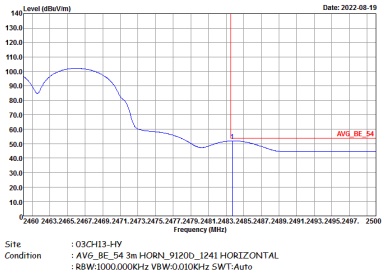	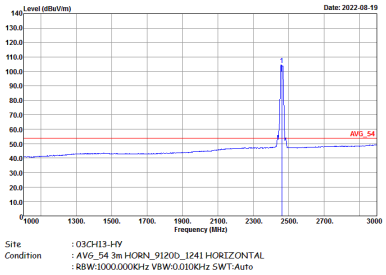

WIFI	2.4GHz 2400~2483.5MHz Band Edge @ 3m	
ANT	802.11ax HE20 Full CH11 2462MHz	
9+8	Vertical	Fundamental
Peak	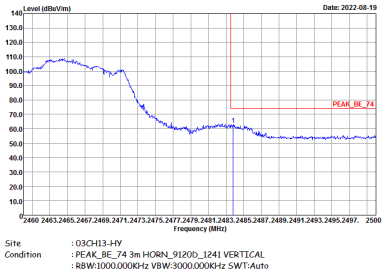	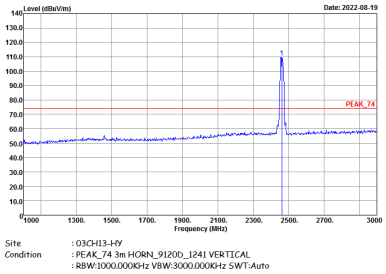
Avg.	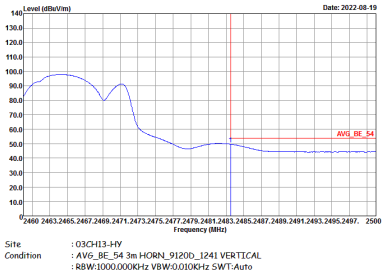	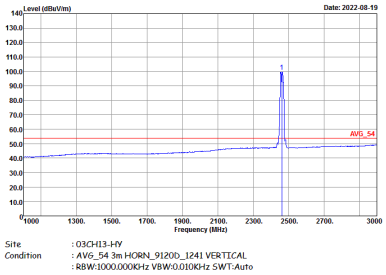

2.4GHz 2400~2483.5MHz

WIFI 802.11ax HE20 Partial 106 (Band Edge @ 3m)

WIFI	2.4GHz 2400~2483.5MHz Band Edge @ 3m	
ANT	802.11ax HE20 Partial 106/53 CH01 2412MHz	
9+8	Horizontal	Fundamental
Peak	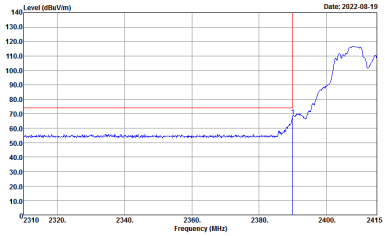	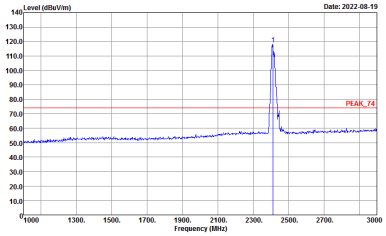
Avg.	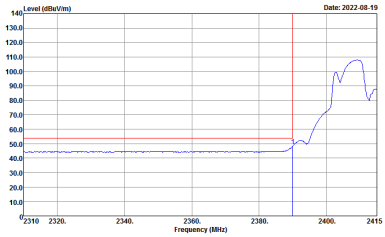	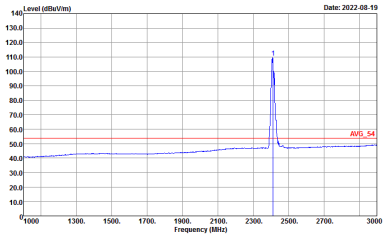

WIFI	2.4GHz 2400~2483.5MHz Band Edge @ 3m	
ANT	802.11ax HE20 Partial 106/53 CH01 2412MHz	
9+8	Vertical	Fundamental
Peak	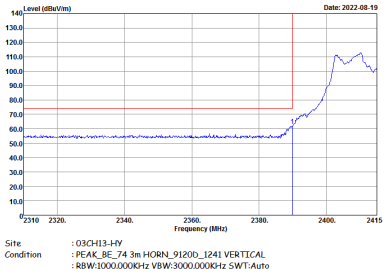	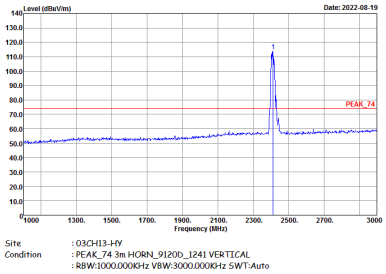
Avg.	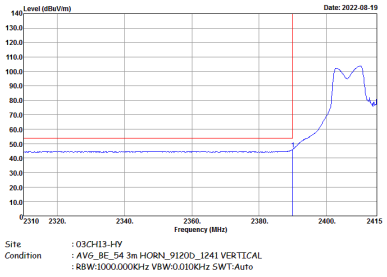	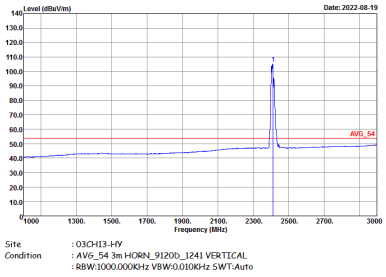

WIFI	2.4GHz 2400~2483.5MHz Band Edge @ 3m	
ANT	802.11ax HE20 Partial 106/54 CH11 2462MHz	
9+8	Horizontal	Fundamental
Peak	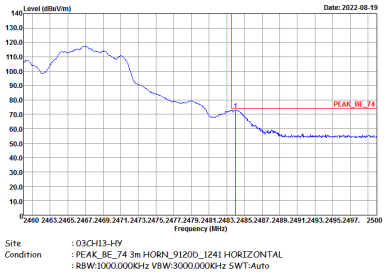	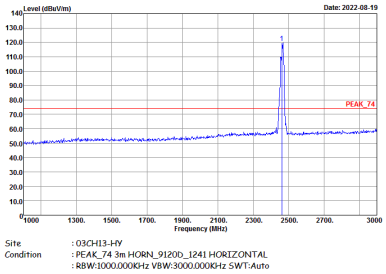
Avg.	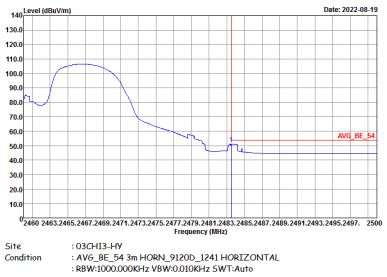	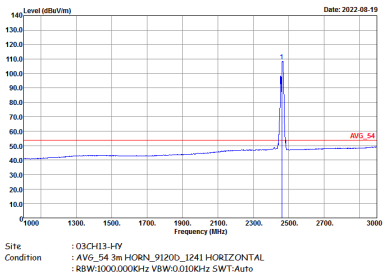

WIFI	2.4GHz 2400~2483.5MHz Band Edge @ 3m	
ANT	802.11ax HE20 Partial 106/54 CH11 2462MHz	
9+8	Vertical	Fundamental
Peak	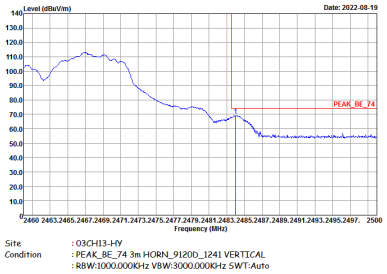	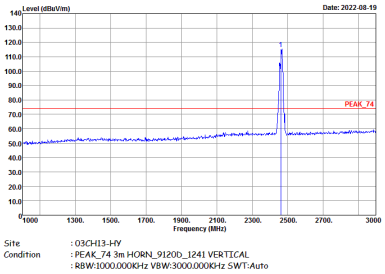
Avg.	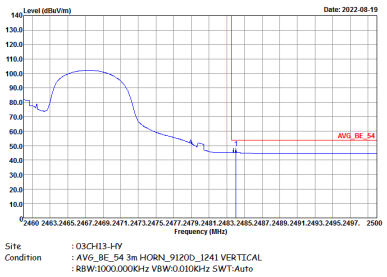	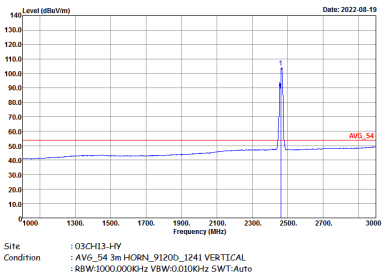

2.4GHz 2400~2483.5MHz

WIFI 802.11ax HE40 Full (Band Edge @ 3m)

WIFI	2.4GHz 2400~2483.5MHz Band Edge @ 3m	
ANT	802.11ax HE40 Full CH03 2422MHz - L	
9+8	Horizontal	Fundamental
Peak	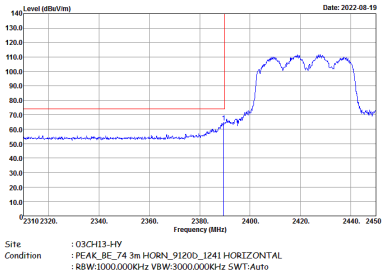	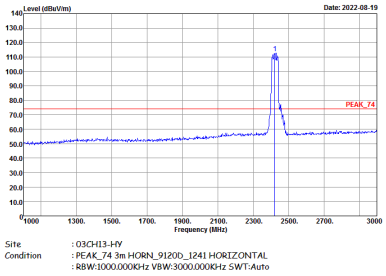
Avg.	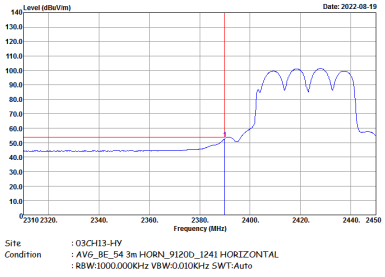	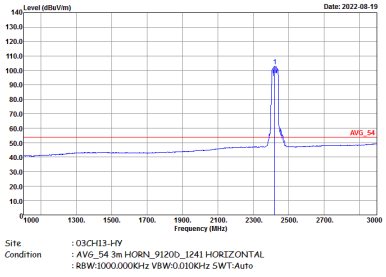

WIFI	2.4GHz 2400~2483.5MHz Band Edge @ 3m	
ANT	802.11ax HE40 Full CH03 2422MHz - R	
9+8	Horizontal	Fundamental
Peak	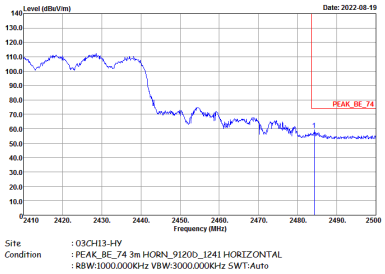	Left blank
Avg.	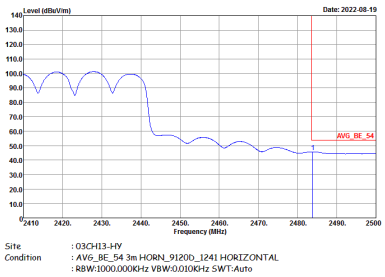	Left blank

WIFI	2.4GHz 2400~2483.5MHz Band Edge @ 3m	
ANT	802.11ax HE40 Full CH03 2422MHz - L	
9+8	Vertical	Fundamental
Peak	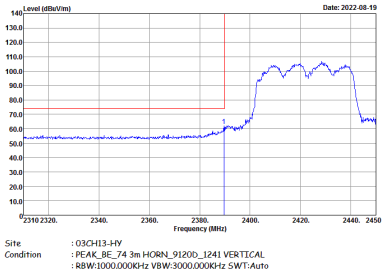	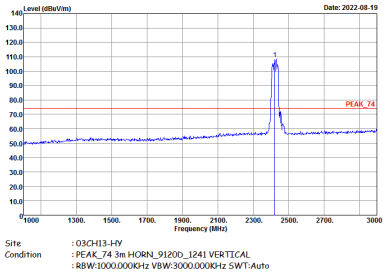
Avg.	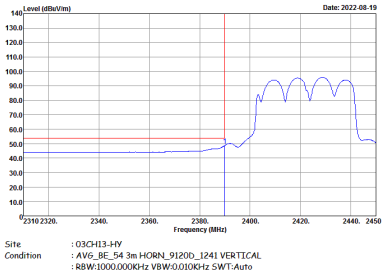	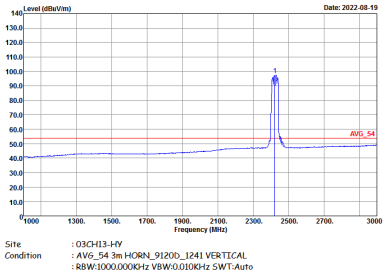

WIFI	2.4GHz 2400~2483.5MHz Band Edge @ 3m	
ANT	802.11ax HE40 Full CH03 2422MHz - R	
9+8	Vertical	Fundamental
Peak	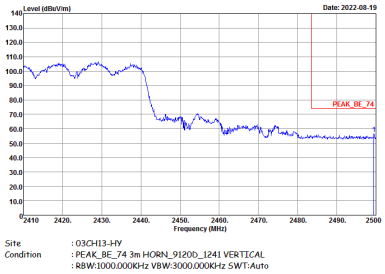	Left blank
Avg.	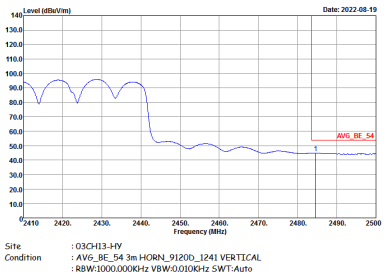	Left blank

WIFI	2.4GHz 2400~2483.5MHz Band Edge @ 3m	
ANT	802.11ax HE40 Full CH06 2437MHz - L	
9+8	Horizontal	Fundamental
Peak	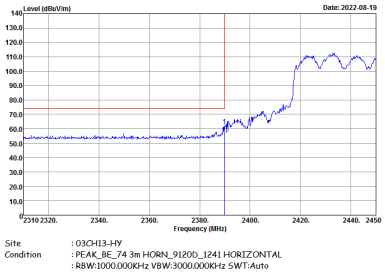	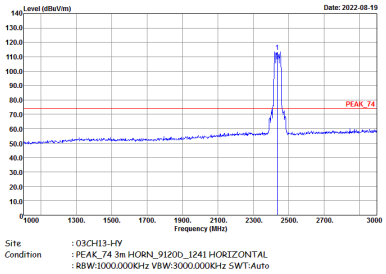
Avg.	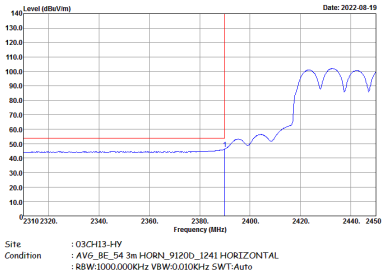	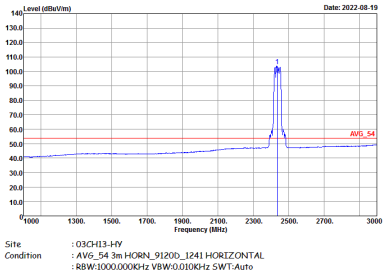

WIFI	2.4GHz 2400~2483.5MHz Band Edge @ 3m	
ANT	802.11ax HE40 Full CH06 2437MHz - R	
9+8	Horizontal	Fundamental
Peak	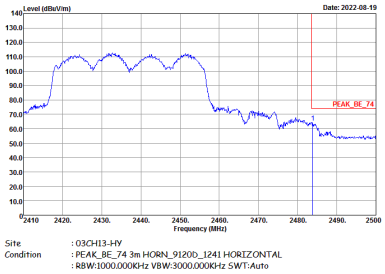	Left blank
Avg.	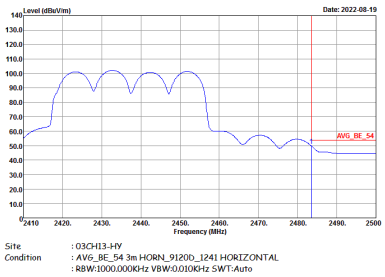	Left blank

WIFI	2.4GHz 2400~2483.5MHz Band Edge @ 3m	
ANT	802.11ax HE40 Full CH06 2437MHz - L	
9+8	Vertical	Fundamental
Peak	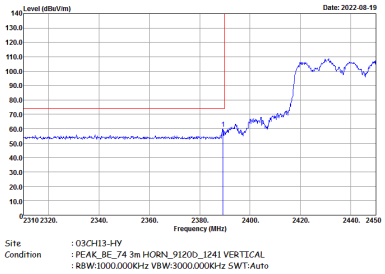	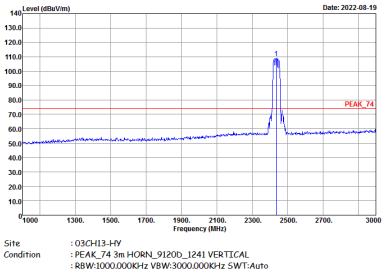
Avg.	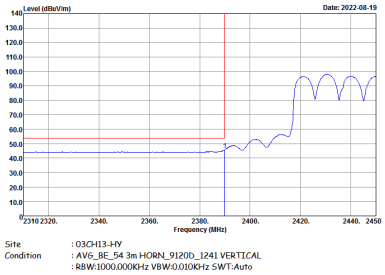	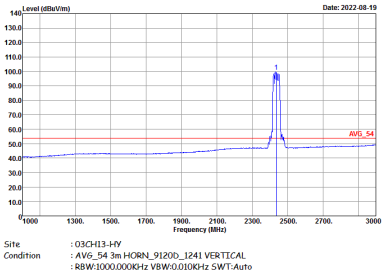

WIFI	2.4GHz 2400~2483.5MHz Band Edge @ 3m	
ANT	802.11ax HE40 Full CH06 2437MHz - R	
9+8	Vertical	Fundamental
Peak	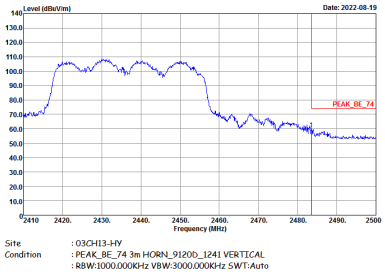	Left blank
Avg.	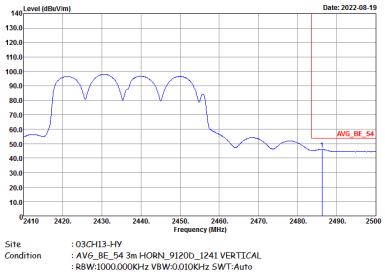	Left blank

WIFI	2.4GHz 2400~2483.5MHz Band Edge @ 3m	
ANT	802.11ax HE40 Full CH09 2452MHz - L	
9+8	Horizontal	Fundamental
Peak	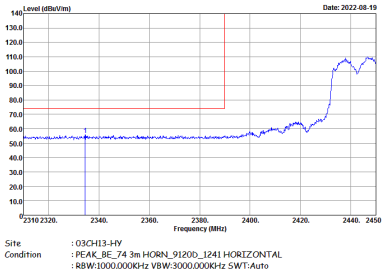	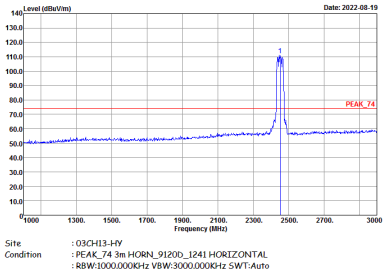
Avg.	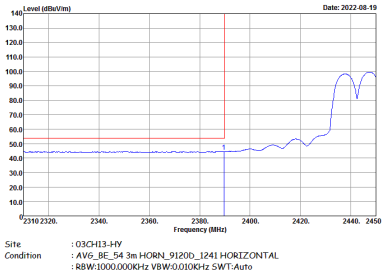	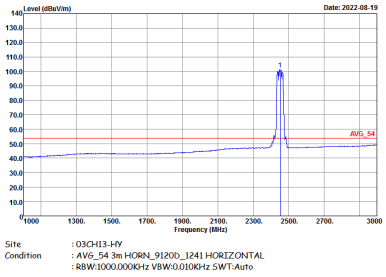

WIFI	2.4GHz 2400~2483.5MHz Band Edge @ 3m	
ANT	802.11ax HE40 Full CH09 2452MHz - R	
9+8	Horizontal	Fundamental
Peak	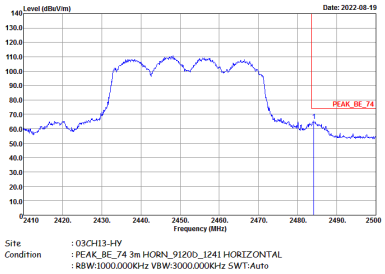	Left blank
Avg.	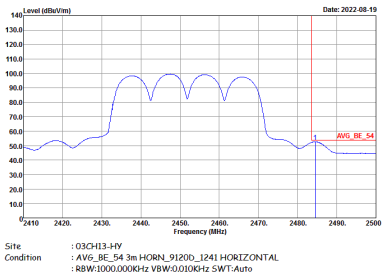	Left blank

WIFI	2.4GHz 2400~2483.5MHz Band Edge @ 3m	
ANT	802.11ax HE40 Full CH09 2452MHz - L	
9+8	Vertical	Fundamental
Peak	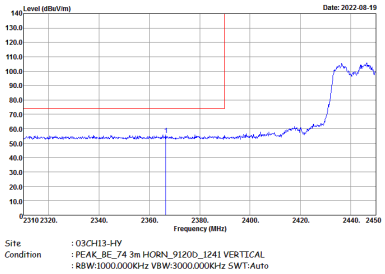	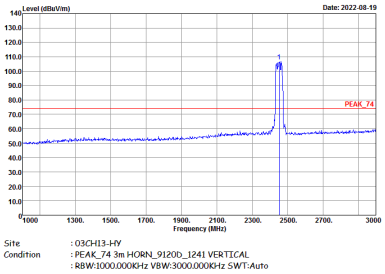
Avg.	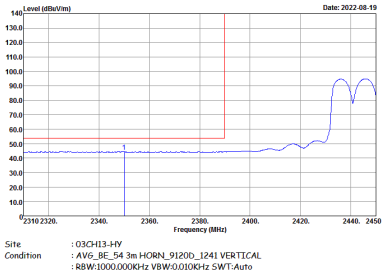	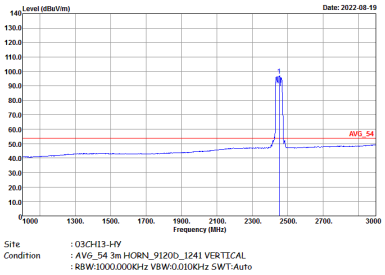

WIFI	2.4GHz 2400~2483.5MHz Band Edge @ 3m	
ANT	802.11ax HE40 Full CH09 2452MHz - R	
9+8	Vertical	Fundamental
Peak	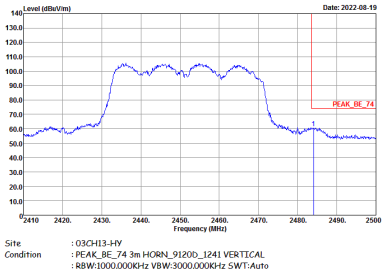	Left blank
Avg.	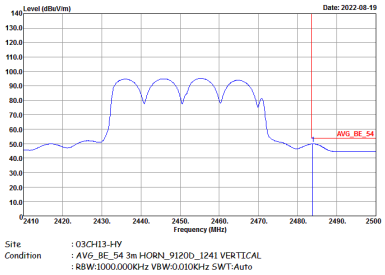	Left blank

2.4GHz 2400~2483.5MHz

WIFI 802.11ax HE40 Partial 242 (Band Edge @ 3m)

WIFI	2.4GHz 2400~2483.5MHz Band Edge @ 3m	
ANT	802.11ax HE40 Partial 242/61 CH03 2422MHz - L	
9+8	Horizontal	Fundamental
Peak	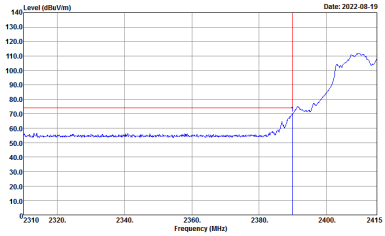 Site : 03CH13-HY Condition : PEAK_BE_74 3m HORN_9120D_1241 HORIZONTAL : RBW:1000.000KHz VBW:3000.000KHz SWT:Auto	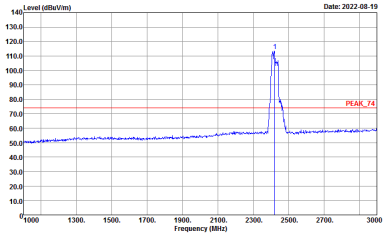 Site : 03CH13-HY Condition : PEAK_74 3m HORN_9120D_1241 HORIZONTAL : RBW:1000.000KHz VBW:3000.000KHz SWT:Auto
Avg.	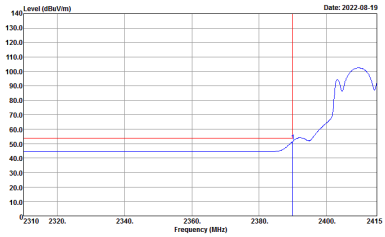 Site : 03CH13-HY Condition : AVG_BE_54 3m HORN_9120D_1241 HORIZONTAL : RBW:1000.000KHz VBW:0.010KHz SWT:Auto	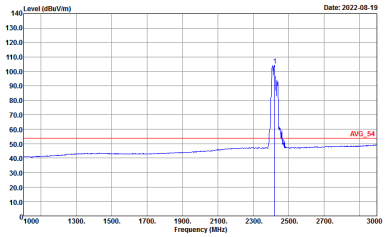 Site : 03CH13-HY Condition : AVG_54 3m HORN_9120D_1241 HORIZONTAL : RBW:1000.000KHz VBW:0.010KHz SWT:Auto

WIFI	2.4GHz 2400~2483.5MHz Band Edge @ 3m	
ANT	802.11ax HE40 Partial 242/61 CH03 2422MHz - R	
9+8	Horizontal	Fundamental
Peak	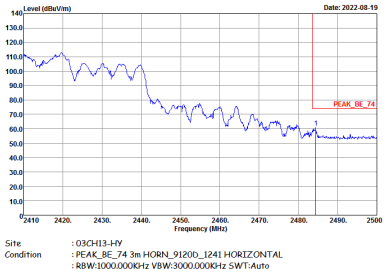	Left blank
Avg.	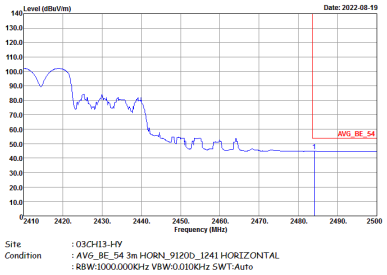	Left blank

WIFI	2.4GHz 2400~2483.5MHz Band Edge @ 3m	
ANT	802.11ax HE40 Partial 242/61 CH03 2422MHz - L	
9+8	Vertical	Fundamental
Peak	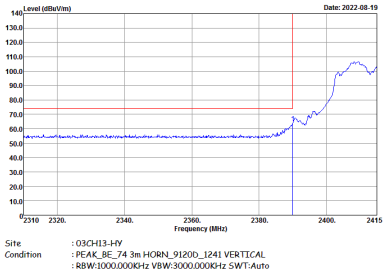	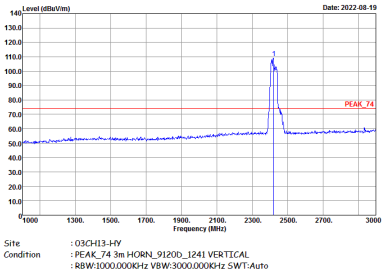
Avg.	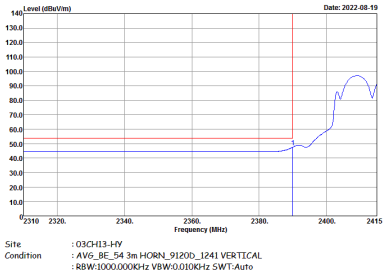	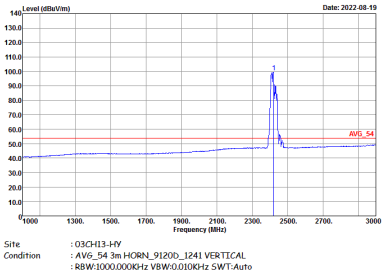

WIFI	2.4GHz 2400~2483.5MHz Band Edge @ 3m	
ANT	802.11ax HE40 Partial 242/61 CH03 2422MHz - R	
9+8	Vertical	Fundamental
Peak	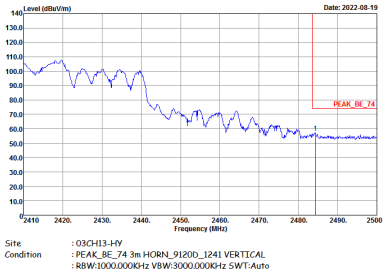	Left blank
Avg.	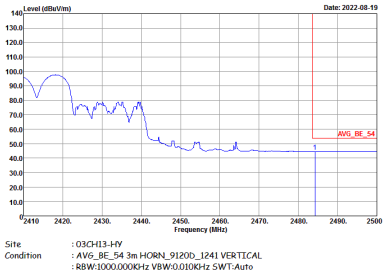	Left blank

WIFI	2.4GHz 2400~2483.5MHz Band Edge @ 3m	
ANT	802.11ax HE40 Partial 242/62 CH09 2452MHz - L	
9+8	Horizontal	Fundamental
Peak	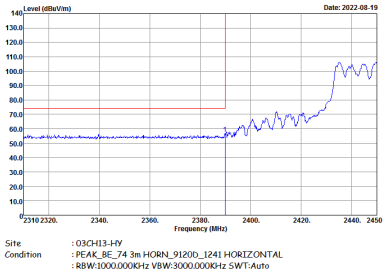	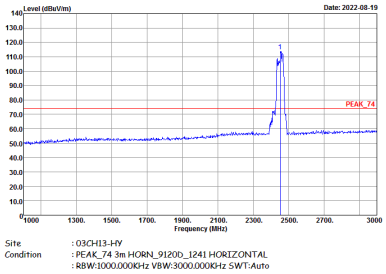
Avg.	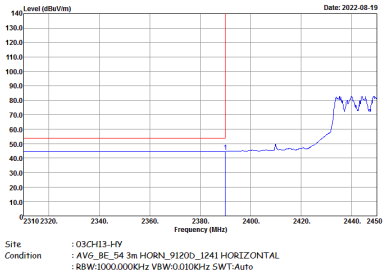	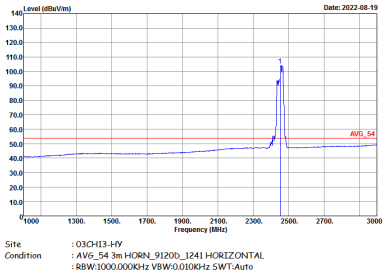

WIFI	2.4GHz 2400~2483.5MHz Band Edge @ 3m	
ANT	802.11ax HE40 Partial 242/62 CH09 2452MHz - R	
9+8	Horizontal	Fundamental
Peak	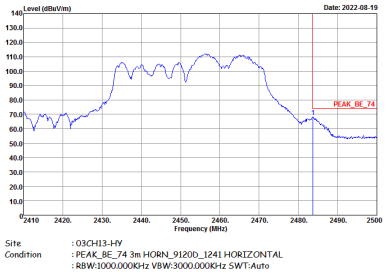	Left blank
Avg.	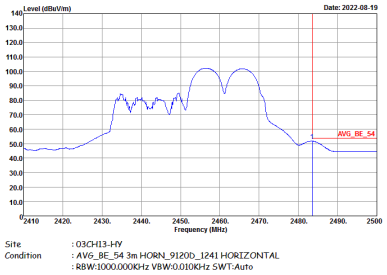	Left blank

WIFI	2.4GHz 2400~2483.5MHz Band Edge @ 3m	
ANT	802.11ax HE40 Partial 242/62 CH09 2452MHz - L	
9+8	Vertical	Fundamental
Peak	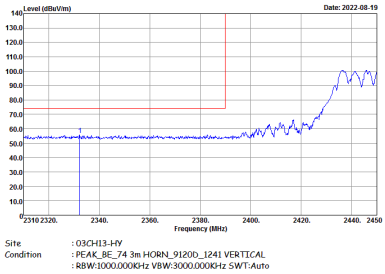	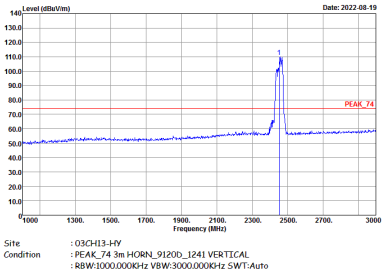
Avg.	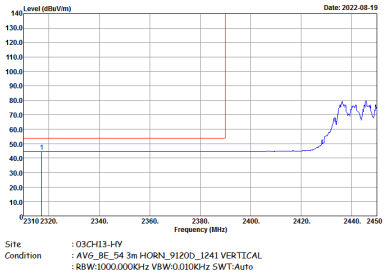	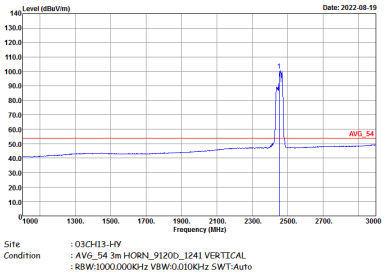

WIFI	2.4GHz 2400~2483.5MHz Band Edge @ 3m	
ANT	802.11ax HE40 Partial 242/62 CH09 2452MHz - R	
9+8	Vertical	Fundamental
Peak	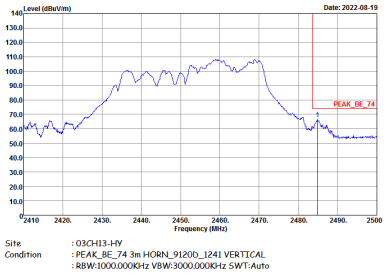	Left blank
Avg.	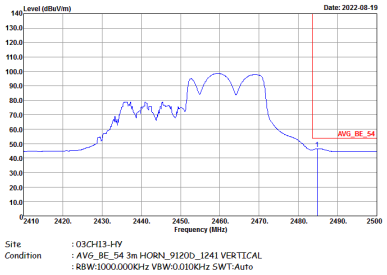	Left blank

2.4GHz 2400~2483.5MHz

WIFI 802.11b (Harmonic @ 3m)

WIFI	2.4GHz 2400~2483.5MHz Harmonic @ 3m	
ANT	802.11b CH01 2412MHz	
9+8	Horizontal	Vertical
Peak Avg.	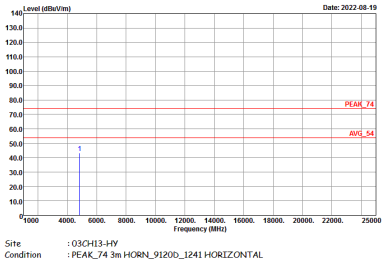	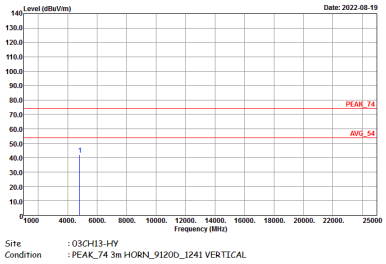

WIFI	2.4GHz 2400~2483.5MHz Harmonic @ 3m	
ANT	802.11b CH06 2437MHz	
9+8	Horizontal	Vertical
Peak Avg.	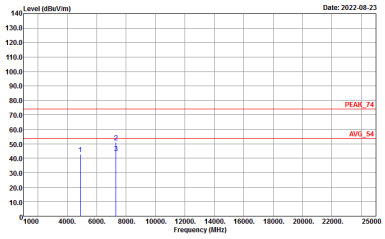 Site : 03CH13-HY Condition : PEAK_74 3m HORN_9120D_1241 HORIZONTAL	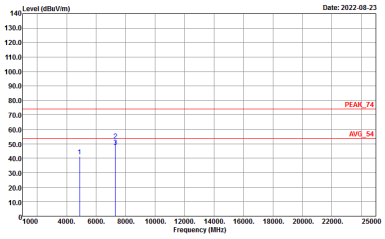 Site : 03CH13-HY Condition : PEAK_74 3m HORN_9120D_1241 VERTICAL

WIFI	2.4GHz 2400~2483.5MHz Harmonic @ 3m	
ANT	802.11b CH11 2462MHz	
9+8	Horizontal	Vertical
Peak Avg.	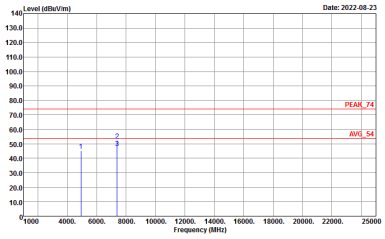 Site : 03CH13-HY Condition : PEAK_74 3m HORN_9120D_1241 HORIZONTAL	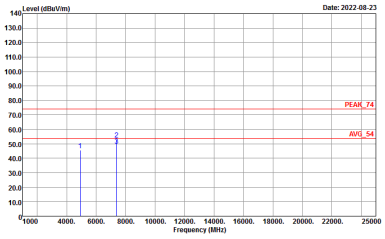 Site : 03CH13-HY Condition : PEAK_74 3m HORN_9120D_1241 VERTICAL

2.4GHz 2400~2483.5MHz

WIFI 802.11g (Harmonic @ 3m)

WIFI	2.4GHz 2400~2483.5MHz Harmonic @ 3m	
ANT	802.11g CH01 2412MHz	
9+8	Horizontal	Vertical
Peak Avg.	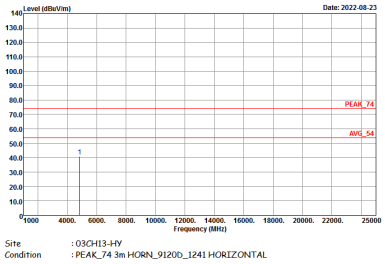	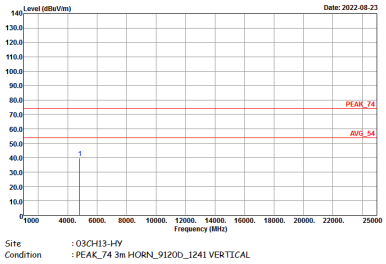

WIFI	2.4GHz 2400~2483.5MHz Harmonic @ 3m	
ANT	802.11g CH06 2437MHz	
9+8	Horizontal	Vertical
Peak Avg.	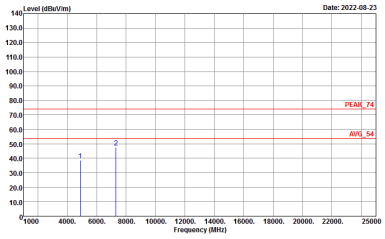 Site : 03CH13-HY Condition : PEAK_74 3m HORN_9120D_1241 HORIZONTAL	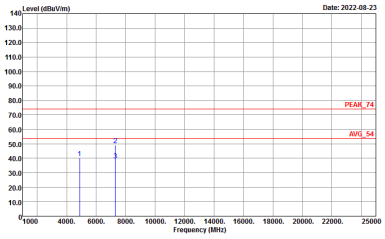 Site : 03CH13-HY Condition : PEAK_74 3m HORN_9120D_1241 VERTICAL

WIFI	2.4GHz 2400~2483.5MHz Harmonic @ 3m	
ANT	802.11g CH11 2462MHz	
9+8	Horizontal	Vertical
Peak Avg.	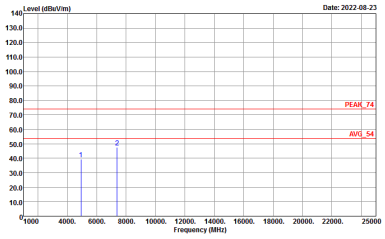 Site : 03CH13-HY Condition : PEAK_74 3m HORN_9120D_1241 HORIZONTAL	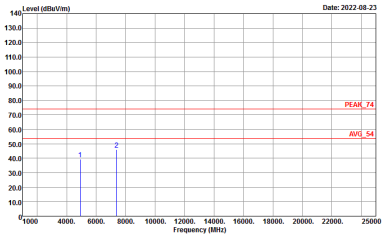 Site : 03CH13-HY Condition : PEAK_74 3m HORN_9120D_1241 VERTICAL

2.4GHz 2400~2483.5MHz

WIFI 802.11 ax HE20 Full (Harmonic @ 3m)

WIFI	2.4GHz 2400~2483.5MHz Harmonic @ 3m	
ANT	802.11 ax HE20 Full CH01 2412MHz	
9+8	Horizontal	Vertical
Peak Avg.	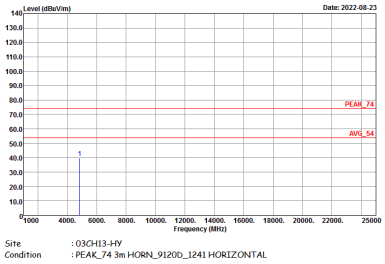	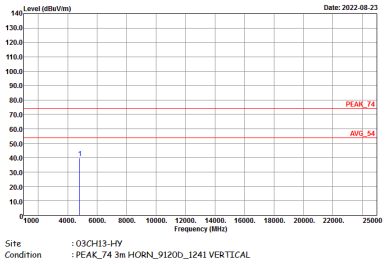

WIFI	2.4GHz 2400~2483.5MHz Harmonic @ 3m	
ANT	802.11 ax HE20 Full CH06 2437MHz	
9+8	Horizontal	Vertical
Peak Avg.	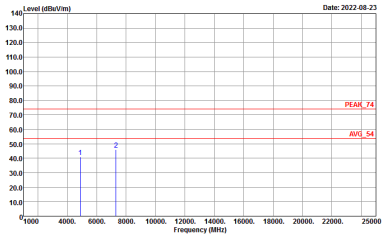	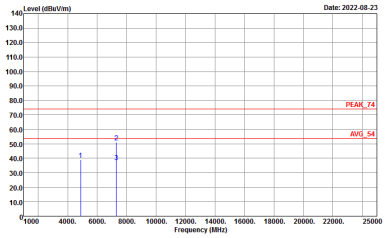

WIFI	2.4GHz 2400~2483.5MHz Harmonic @ 3m	
ANT	802.11 ax HE20 Full CH11 2462MHz	
9+8	Horizontal	Vertical
Peak Avg.	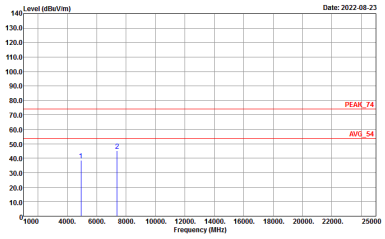 Site : 03CH13-HY Condition : PEAK_74 3m HORN_9120D_1241 HORIZONTAL	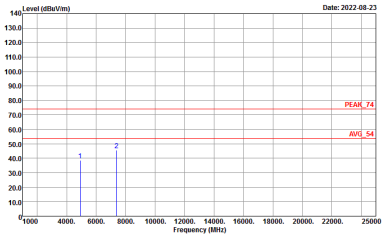 Site : 03CH13-HY Condition : PEAK_74 3m HORN_9120D_1241 VERTICAL

2.4GHz 2400~2483.5MHz

WIFI 802.11 ax HE40 Full (Harmonic @ 3m)

WIFI	2.4GHz 2400~2483.5MHz Harmonic @ 3m	
ANT	802.11 ax HE40 Full CH03 2422MHz	
9+8	Horizontal	Vertical
Peak Avg.	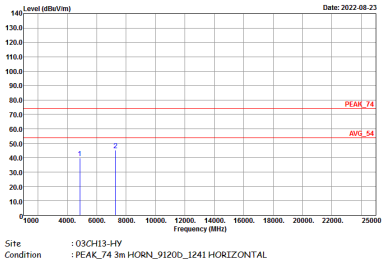	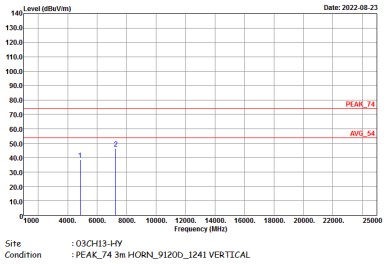

WIFI	2.4GHz 2400~2483.5MHz Harmonic @ 3m	
ANT	802.11 ax HE40 Full CH06 2437MHz	
9+8	Horizontal	Vertical
Peak Avg.	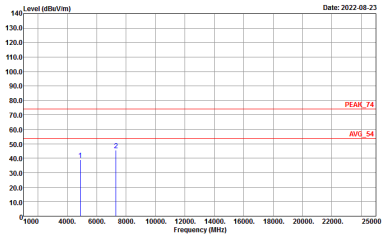	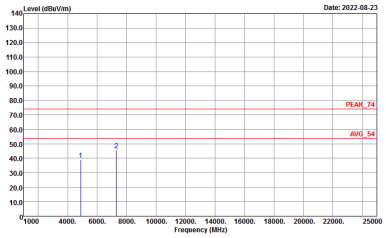

WIFI	2.4GHz 2400~2483.5MHz Harmonic @ 3m	
ANT	802.11 ax HE40 Full CH09 2452MHz	
9+8	Horizontal	Vertical
Peak Avg.	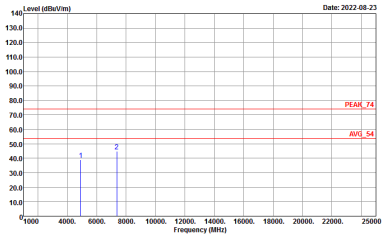 Site : 03CH13-HY Condition : PEAK_74 3m HORN_9120D_1241 HORIZONTAL	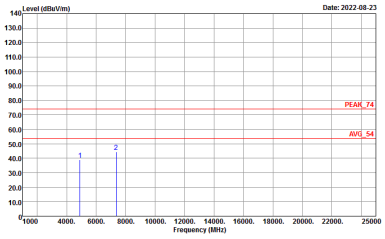 Site : 03CH13-HY Condition : PEAK_74 3m HORN_9120D_1241 VERTICAL

Emission above 18GHz

2.4GHz WIFI 802.11ax HE20 Full (LF)

WIFI	2.4GHz 2400~2483.5MHz	
ANT	802.11ax HE20 Full LF	
9+8	Horizontal	Vertical
QP / Peak	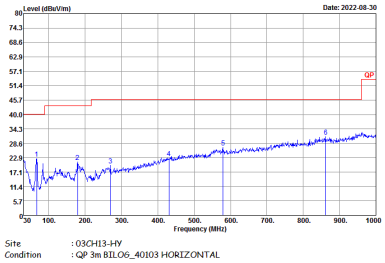	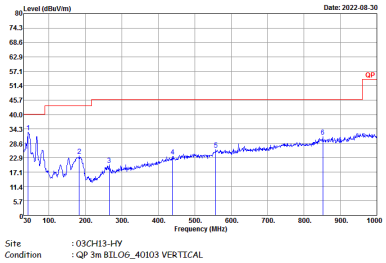

<Sample 2>

2.4GHz 2400~2483.5MHz

WIFI 802.11ax HE20 Partial 106 (Band Edge @ 3m)

WIFI	2.4GHz 2400~2483.5MHz Band Edge @ 3m	
ANT	802.11ax HE20 Partial 106/54 CH11 2462MHz	
9+8	Horizontal	Fundamental
Peak	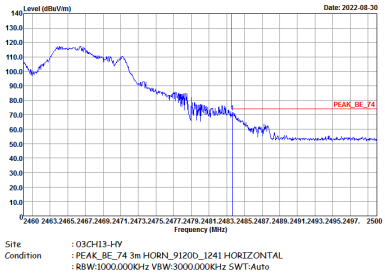	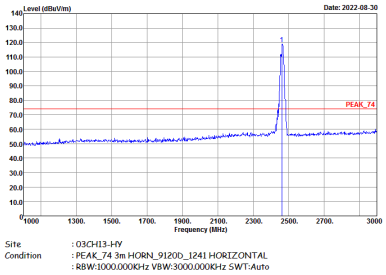
Avg.	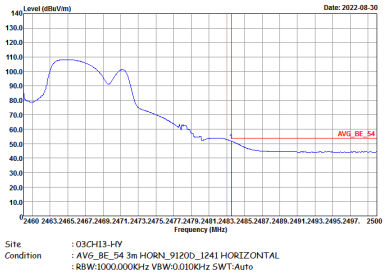	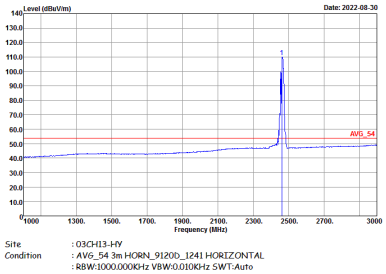

WIFI	2.4GHz 2400~2483.5MHz Band Edge @ 3m	
ANT	802.11ax HE20 Partial 106/54 CH11 2462MHz	
9+8	Vertical	Fundamental
Peak	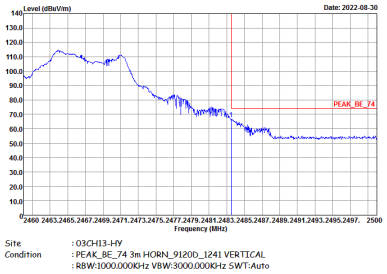	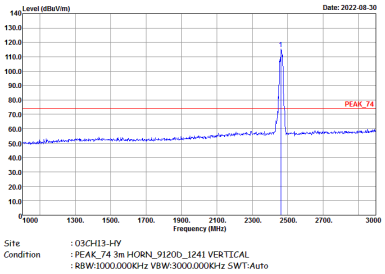
Avg.	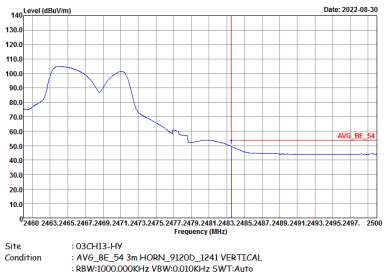	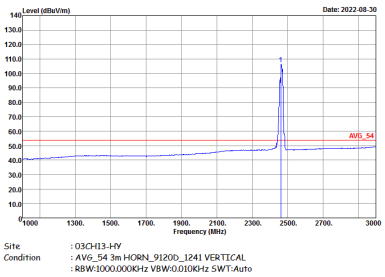

<TXBF Mode><Sample 1>

2.4GHz 2400~2483.5MHz

WIFI 802.11ax HE20 Full (Band Edge @ 3m)

WIFI	2.4GHz 2400~2483.5MHz Band Edge @ 3m	
ANT	802.11ax HE20 Full CH01 2412MHz	
9+8	Horizontal	Fundamental
Peak	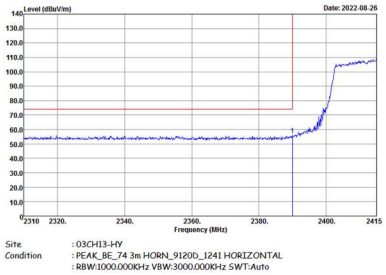	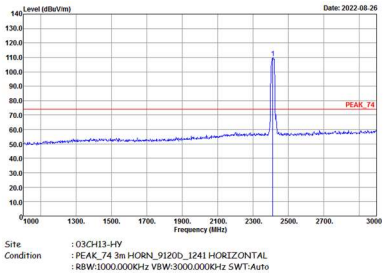
Avg.	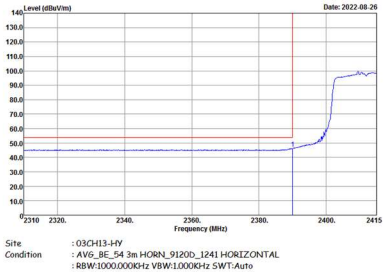	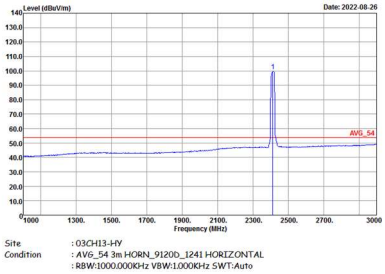

WIFI	2.4GHz 2400~2483.5MHz Band Edge @ 3m	
ANT	802.11ax HE20 Full CH01 2412MHz	
9+8	Vertical	Fundamental
Peak	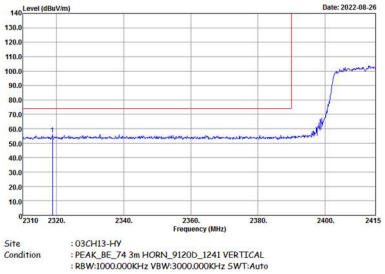	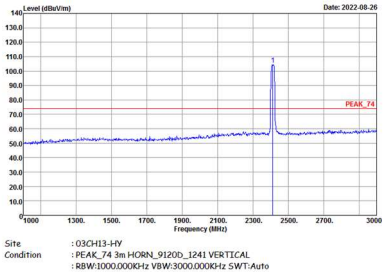
Avg.	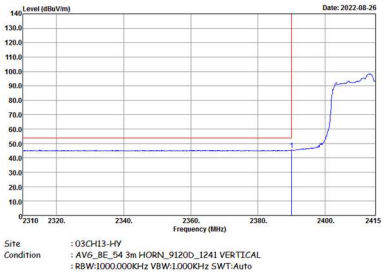	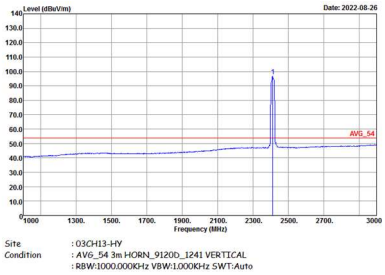

WIFI	2.4GHz 2400~2483.5MHz Band Edge @ 3m	
ANT	802.11ax HE20 Full CH06 2437MHz - L	
9+8	Horizontal	Fundamental
Peak	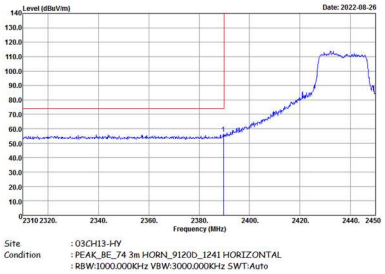	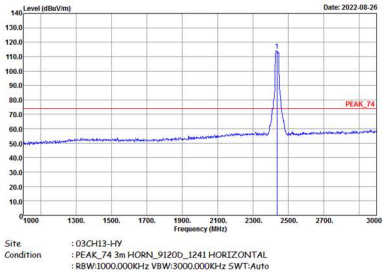
Avg.	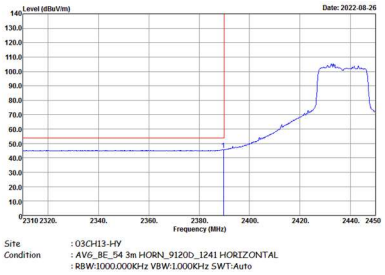	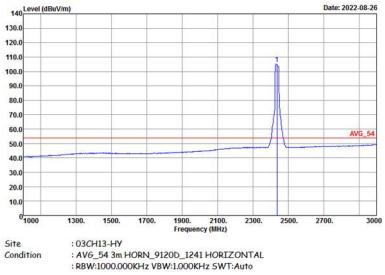

WIFI	2.4GHz 2400~2483.5MHz Band Edge @ 3m	
ANT	802.11ax HE20 Full CH06 2437MHz - R	
9+8	Horizontal	Fundamental
Peak	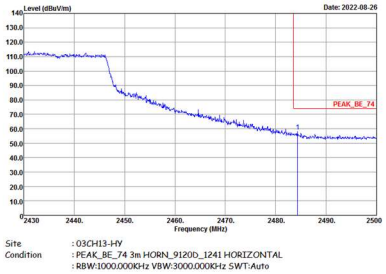	Left blank
Avg.	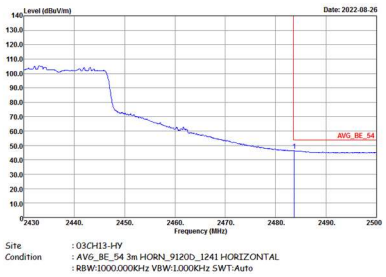	Left blank

WIFI	2.4GHz 2400~2483.5MHz Band Edge @ 3m	
ANT	802.11ax HE20 Full CH06 2437MHz - L	
9+8	Vertical	Fundamental
Peak	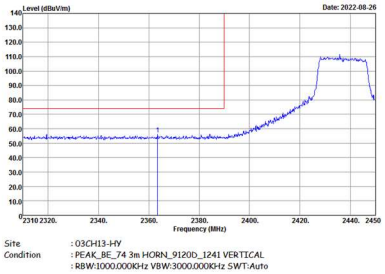	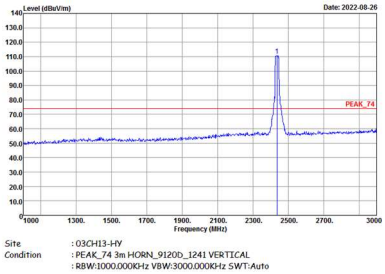
Avg.	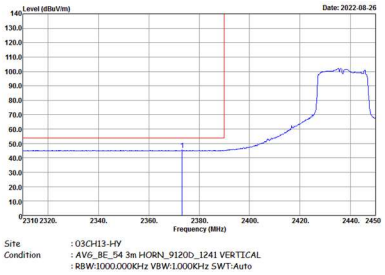	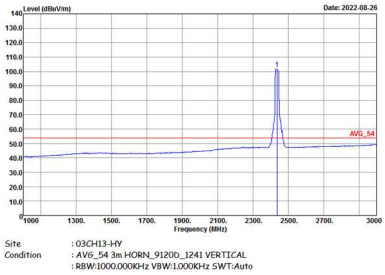

WIFI	2.4GHz 2400~2483.5MHz Band Edge @ 3m	
ANT	802.11ax HE20 Full CH06 2437MHz - R	
9+8	Vertical	Fundamental
Peak	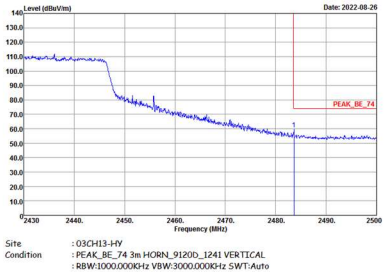	Left blank
Avg.	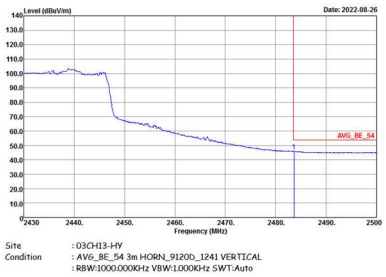	Left blank

WIFI	2.4GHz 2400~2483.5MHz Band Edge @ 3m	
ANT	802.11ax HE20 Full CH11 2462MHz	
9+8	Horizontal	Fundamental
Peak	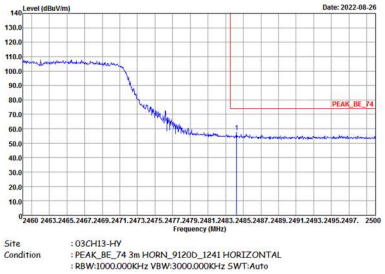	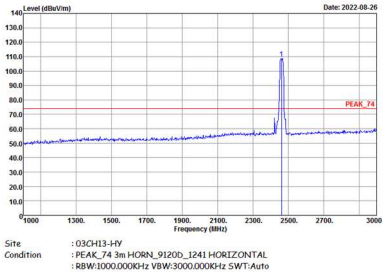
Avg.	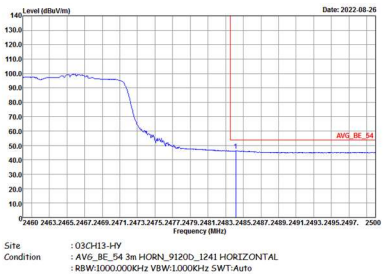	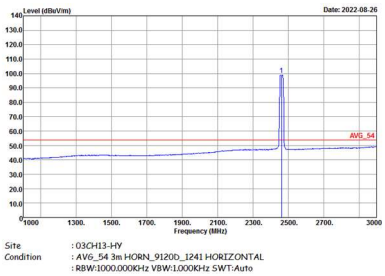

WIFI	2.4GHz 2400~2483.5MHz Band Edge @ 3m	
ANT	802.11ax HE20 Full CH11 2462MHz	
9+8	Vertical	Fundamental
Peak	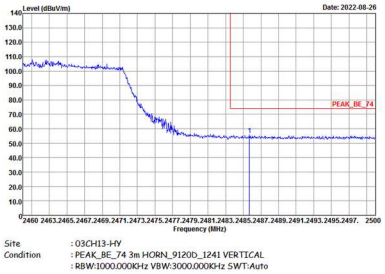	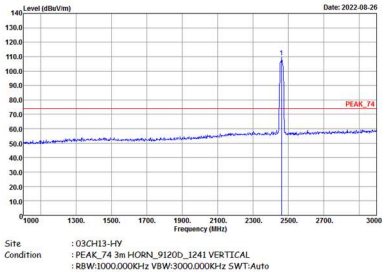
Avg.	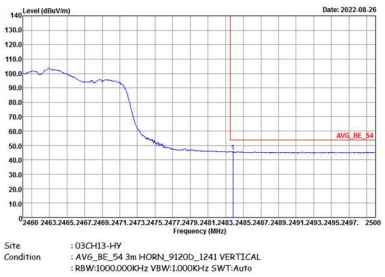	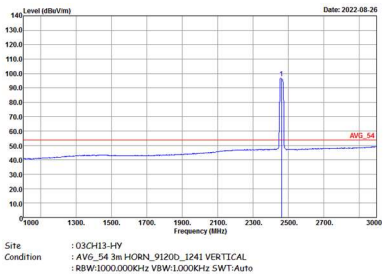

2.4GHz 2400~2483.5MHz

WIFI 802.11ax HE40 Full (Band Edge @ 3m)

WIFI	2.4GHz 2400~2483.5MHz Band Edge @ 3m	
ANT	802.11ax HE40 Full CH03 2422MHz - L	
9+8	Horizontal	Fundamental
Peak	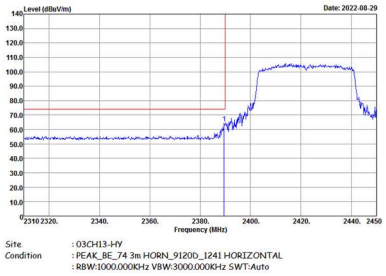	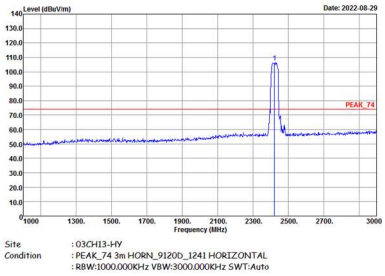
Avg.	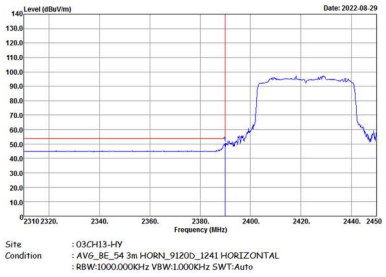	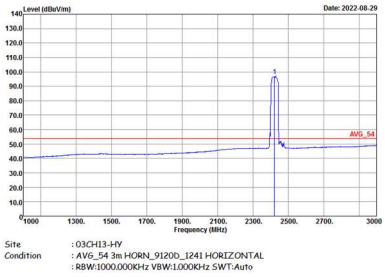

WIFI	2.4GHz 2400~2483.5MHz Band Edge @ 3m	
ANT	802.11ax HE40 Full CH03 2422MHz - R	
9+8	Horizontal	Fundamental
Peak	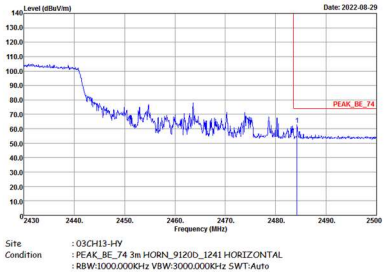	Left blank
Avg.	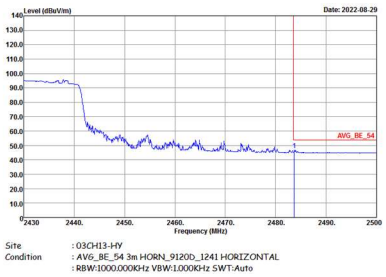	Left blank

WIFI	2.4GHz 2400~2483.5MHz Band Edge @ 3m	
ANT	802.11ax HE40 Full CH03 2422MHz - L	
9+8	Vertical	Fundamental
Peak	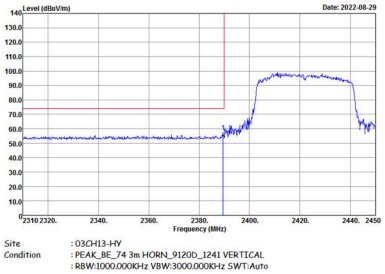	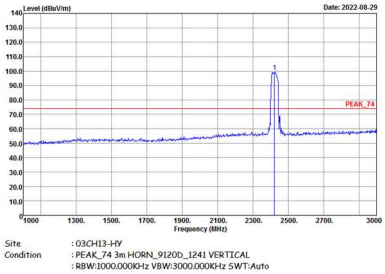
Avg.	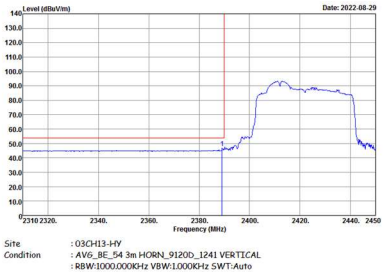	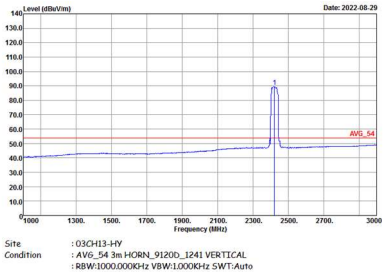

WIFI	2.4GHz 2400~2483.5MHz Band Edge @ 3m	
ANT	802.11ax HE40 Full CH03 2422MHz - R	
9+8	Vertical	Fundamental
Peak	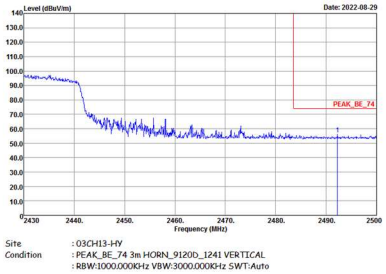	Left blank
Avg.	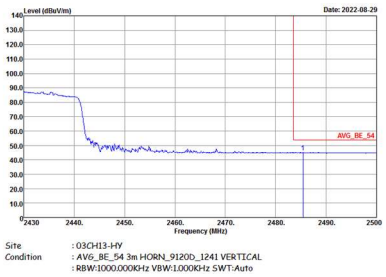	Left blank

WIFI	2.4GHz 2400~2483.5MHz Band Edge @ 3m	
ANT	802.11ax HE40 Full CH06 2437MHz - L	
9+8	Horizontal	Fundamental
Peak	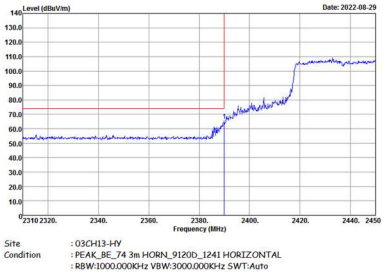	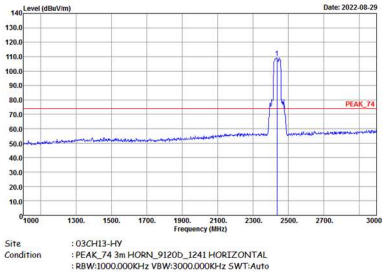
Avg.	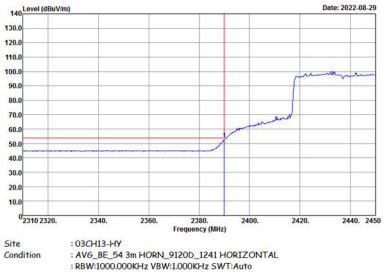	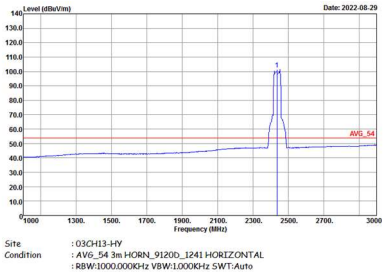

WIFI	2.4GHz 2400~2483.5MHz Band Edge @ 3m	
ANT	802.11ax HE40 Full CH06 2437MHz - R	
9+8	Horizontal	Fundamental
Peak	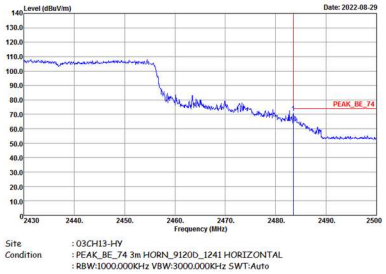	Left blank
Avg.	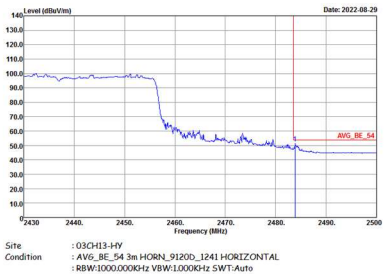	Left blank

WIFI	2.4GHz 2400~2483.5MHz Band Edge @ 3m	
ANT	802.11ax HE40 Full CH06 2437MHz - L	
9+8	Vertical	Fundamental
Peak	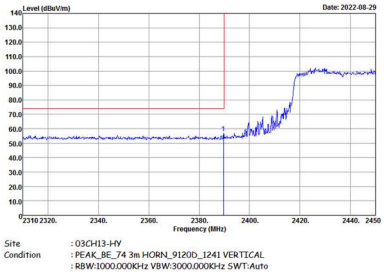	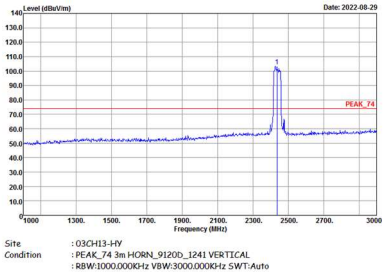
Avg.	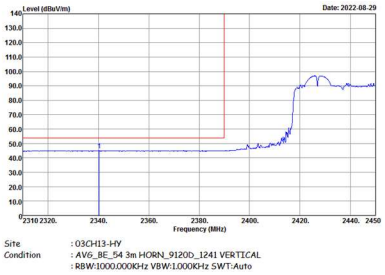	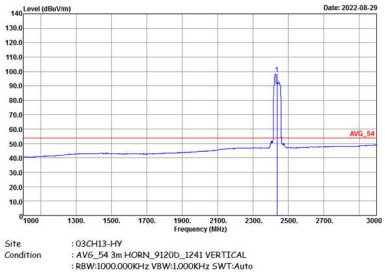

WIFI	2.4GHz 2400~2483.5MHz Band Edge @ 3m	
ANT	802.11ax HE40 Full CH06 2437MHz - R	
9+8	Vertical	Fundamental
Peak	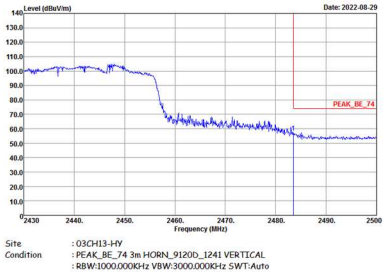	Left blank
Avg.	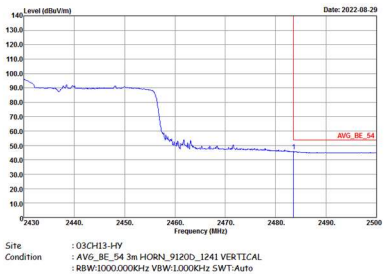	Left blank

WIFI	2.4GHz 2400~2483.5MHz Band Edge @ 3m	
ANT	802.11ax HE40 Full CH09 2452MHz - L	
9+8	Horizontal	Fundamental
Peak	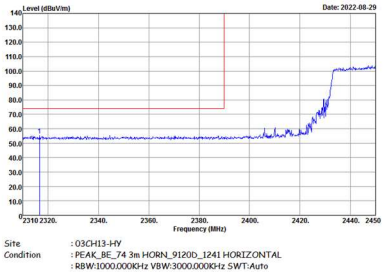	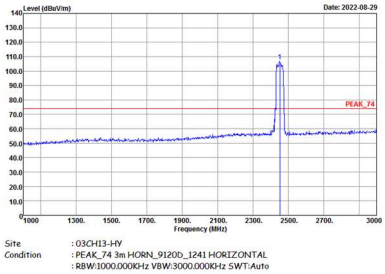
Avg.	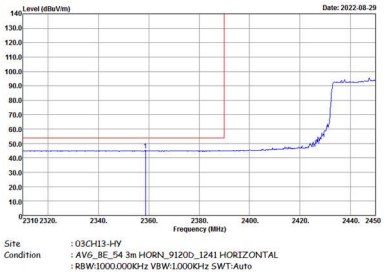	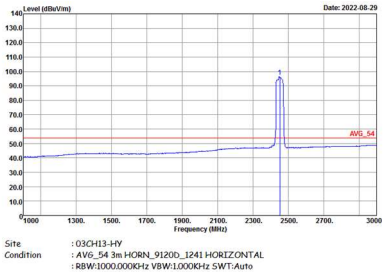

WIFI	2.4GHz 2400~2483.5MHz Band Edge @ 3m	
ANT	802.11ax HE40 Full CH09 2452MHz - R	
9+8	Horizontal	Fundamental
Peak	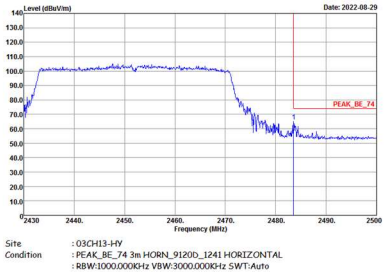	Left blank
Avg.	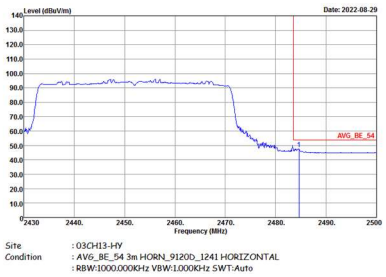	Left blank

WIFI	2.4GHz 2400~2483.5MHz Band Edge @ 3m	
ANT	802.11ax HE40 Full CH09 2452MHz - L	
9+8	Vertical	Fundamental
Peak	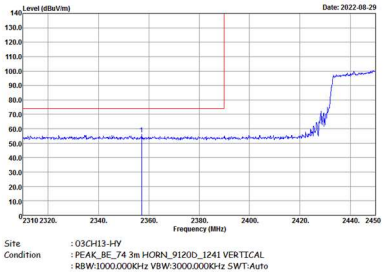	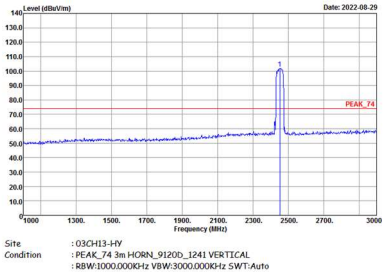
Avg.	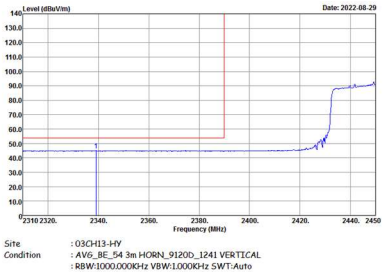	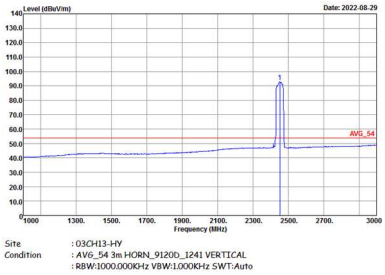

WIFI	2.4GHz 2400~2483.5MHz Band Edge @ 3m	
ANT	802.11ax HE40 Full CH09 2452MHz - R	
9+8	Vertical	Fundamental
Peak	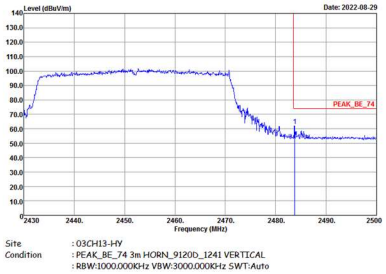	Left blank
Avg.	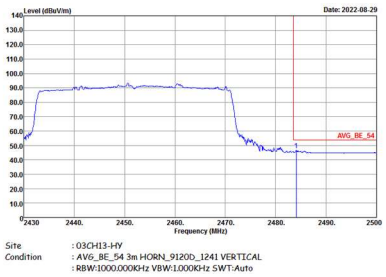	Left blank

2.4GHz 2400~2483.5MHz

WIFI 802.11 ax HE20 Full (Harmonic @ 3m)

WIFI	2.4GHz 2400~2483.5MHz Harmonic @ 3m	
ANT	802.11 ax HE20 Full CH01 2412MHz	
9+8	Horizontal	Vertical
Peak Avg.	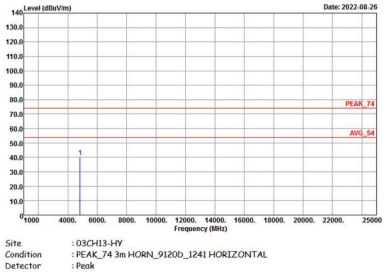	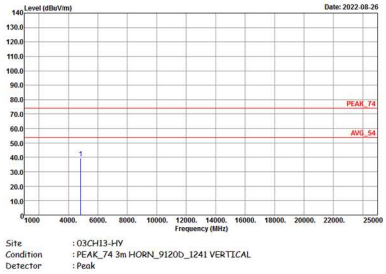

WIFI	2.4GHz 2400~2483.5MHz Harmonic @ 3m	
ANT	802.11 ax HE20 Full CH06 2437MHz	
9+8	Horizontal	Vertical
Peak Avg.	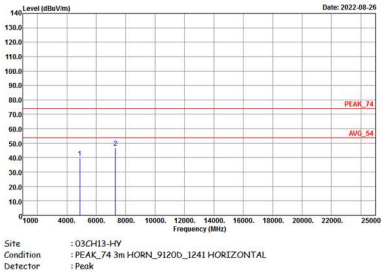	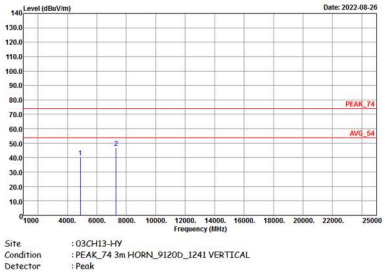

WIFI	2.4GHz 2400~2483.5MHz Harmonic @ 3m	
ANT	802.11 ax HE20 Full CH11 2462MHz	
9+8	Horizontal	Vertical
Peak Avg.	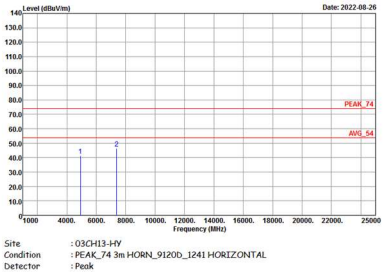	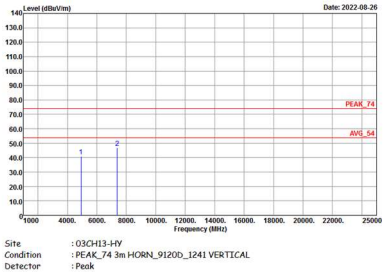

2.4GHz 2400~2483.5MHz

WIFI 802.11 ax HE40 Full (Harmonic @ 3m)

WIFI	2.4GHz 2400~2483.5MHz Harmonic @ 3m	
ANT	802.11 ax HE40 Full CH03 2422MHz	
9+8	Horizontal	Vertical
Peak Avg.	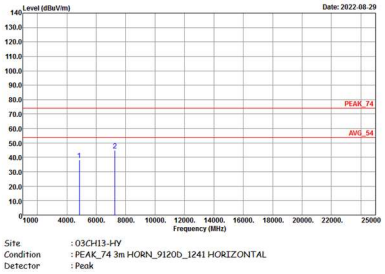	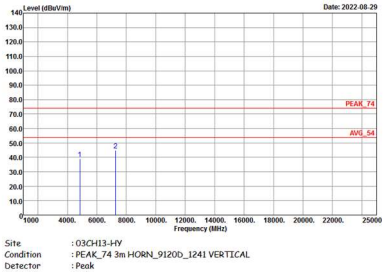

WIFI	2.4GHz 2400~2483.5MHz Harmonic @ 3m	
ANT	802.11 ax HE40 Full CH06 2437MHz	
9+8	Horizontal	Vertical
Peak Avg.	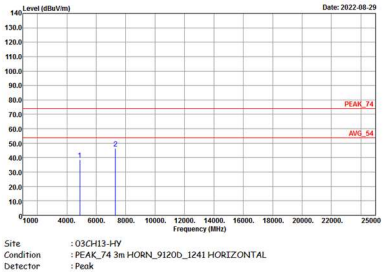	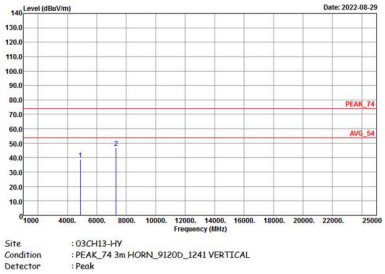

WIFI	2.4GHz 2400~2483.5MHz Harmonic @ 3m	
ANT	802.11 ax HE40 Full CH09 2452MHz	
9+8	Horizontal	Vertical
Peak Avg.	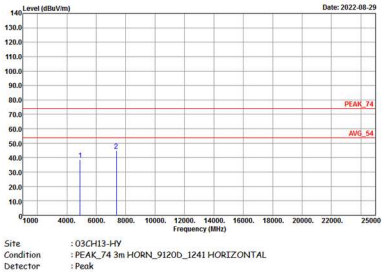	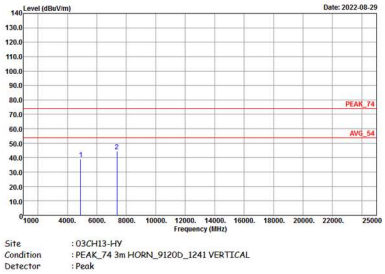

Appendix E. Duty Cycle Plots

<CDD Mode>

<Sample 1>

Antenna	Band	Duty Cycle(%)	T(us)	1/T(kHz)	VBW Setting
9+8	802.11b	100.00	-	-	10Hz
9+8	802.11g	83.67	2100	0.48	1kHz
9+8	2.4GHz 802.11ax HE20 Full RU	99.56	-	-	10Hz
9+8	2.4GHz 802.11ax HE20 106 RU	99.58	-	-	10Hz
9+8	2.4GHz 802.11ax HE40 Full RU	99.56	-	-	10Hz
9+8	2.4GHz 802.11ax HE40 242 RU	99.27	-	-	10Hz

MIMO <Ant. 9+8>

802.11b

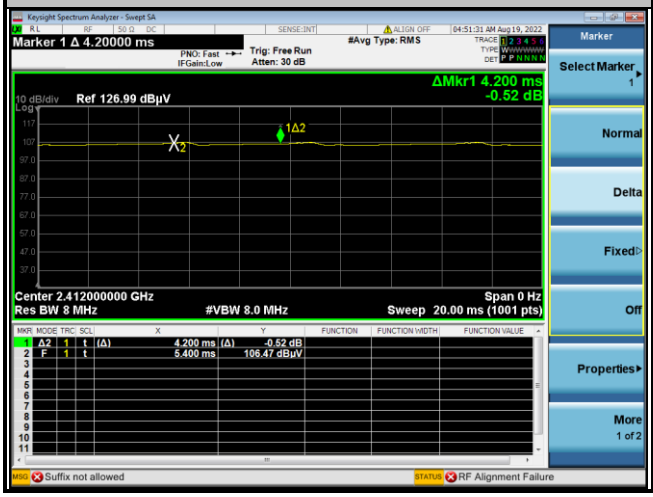
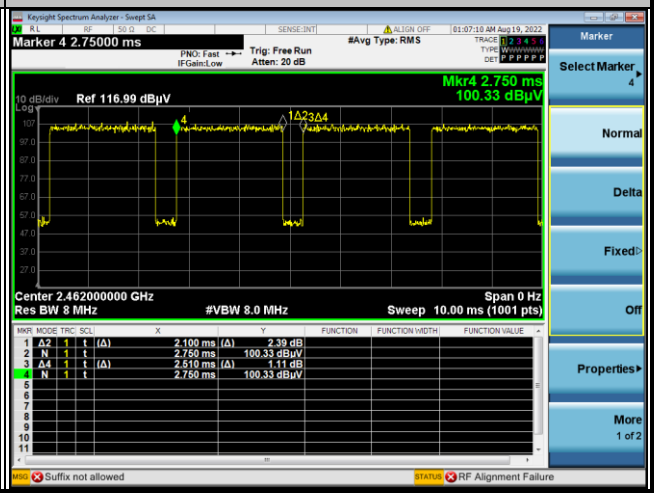
802.11g