#01_HAC_E_WLAN2.4GHz_802.11b 1Mbps_Ch1

Communication System: 802.11b ; Frequency: 2412 MHz;Duty Cycle:1:2.29087
Medium: Air Medium parameters used: $\sigma = 0$ S/m, $\varepsilon_r = 1$; $\rho = 0$ kg/m^3
Ambient Temperature：23.5 ℃

DASY5 Configuration:
- Probe: EF3DV3 - SN4053; ConvF(1, 1, 1); Calibrated: 2018/3/19;
- Sensor-Surface: (Fix Surface)
- Electronics: DAE3 Sn577; Calibrated: 2017/9/25
- Phantom: HAC Test Arch with AMCC; Type: SD HAC P01 BA;
- Measurement SW: DASY52, Version 52.10 (0);SEMCAD X Version 14.6.10 (7417)

E Scan - ER3D: 15 mm from Probe Center to the Device/Hearing Aid Compatibility Test (101x101x1): Interpolated grid: dx=0.5000 mm, dy=0.5000 mm
Device Reference Point: 0, 0, -6.3 mm
Reference Value = 10.90 V/m; Power Drift = -0.02 dB
Applied MIF = -2.02 dB
RF audio interference level = 24.16 dBV/m
Emission category: M4

MIF scaled E-field

Grid 1 **M4** **22.41 dBV/m**	Grid 2 **M4** **24.16 dBV/m**	Grid 3 **M4** **24.06 dBV/m**
Grid 4 **M4** **17.91 dBV/m**	Grid 5 **M4** **20.83 dBV/m**	Grid 6 **M4** **20.97 dBV/m**
Grid 7 **M4** **19.5 dBV/m**	Grid 8 **M4** **21.96 dBV/m**	Grid 9 **M4** **21.96 dBV/m**

Cursor:
Total = 24.16 dBV/m
E Category: M4
Location: -5.5, -25, 8.7 mm

0 dB = 16.15 V/m = 24.16 dBV/m

#02_HAC_E_WLAN2.4GHz_802.11b 1Mbps_Ch6

Communication System: 802.11b; Frequency: 2437 MHz;Duty Cycle:1:2.29087
Medium: Air Medium parameters used: $\sigma = 0$ S/m, $\varepsilon_r = 1$; $\rho = 0$ kg/m^3
Ambient Temperature：23.5 ℃

DASY5 Configuration:
- Probe: EF3DV3 - SN4053; ConvF(1, 1, 1); Calibrated: 2018/3/19;
- Sensor-Surface: (Fix Surface)
- Electronics: DAE3 Sn577; Calibrated: 2017/9/25
- Phantom: HAC Test Arch with AMCC; Type: SD HAC P01 BA;
- Measurement SW: DASY52, Version 52.10 (0);SEMCAD X Version 14.6.10 (7417)

E Scan - ER3D: 15 mm from Probe Center to the Device/Hearing Aid Compatibility Test (101x101x1): Interpolated grid: dx=0.5000 mm, dy=0.5000 mm
Device Reference Point: 0, 0, -6.3 mm
Reference Value = 13.35 V/m; Power Drift = -0.01 dB
Applied MIF = -2.02 dB
RF audio interference level = 25.73 dBV/m
Emission category: M4

MIF scaled E-field

Grid 1 **M4** **23.65 dBV/m**	Grid 2 **M4** **25.73 dBV/m**	Grid 3 **M4** **25.66 dBV/m**
Grid 4 **M4** **20.58 dBV/m**	Grid 5 **M4** **22.86 dBV/m**	Grid 6 **M4** **22.86 dBV/m**
Grid 7 **M4** **19.9 dBV/m**	Grid 8 **M4** **22.43 dBV/m**	Grid 9 **M4** **22.64 dBV/m**

Cursor:
Total = 25.73 dBV/m
E Category: M4
Location: -6, -25, 8.7 mm

0 dB = 19.35 V/m = 25.73 dBV/m

#03_HAC_E_WLAN2.4GHz_802.11b 1Mbps_Ch11

Communication System: 802.11b; Frequency: 2462 MHz;Duty Cycle:1:2.29087
Medium: Air Medium parameters used: $\sigma = 0$ S/m, $\varepsilon_r = 1$; $\rho = 0$ kg/m^3
Ambient Temperature：23.5 ℃

DASY5 Configuration:
- Probe: EF3DV3 - SN4053; ConvF(1, 1, 1); Calibrated: 2018/3/19;
- Sensor-Surface: (Fix Surface)
- Electronics: DAE3 Sn577; Calibrated: 2017/9/25
- Phantom: HAC Test Arch with AMCC; Type: SD HAC P01 BA;
- Measurement SW: DASY52, Version 52.10 (0);SEMCAD X Version 14.6.10 (7417)

E Scan - ER3D: 15 mm from Probe Center to the Device/Hearing Aid Compatibility Test (101x101x1): Interpolated grid: dx=0.5000 mm, dy=0.5000 mm
Device Reference Point: 0, 0, -6.3 mm
Reference Value = 12.99 V/m; Power Drift = -0.07 dB
Applied MIF = -2.02 dB
RF audio interference level = 24.22 dBV/m
Emission category: M4

MIF scaled E-field

Grid 1 **M4** **21.86 dBV/m**	Grid 2 **M4** **24.22 dBV/m**	Grid 3 **M4** **24.17 dBV/m**
Grid 4 **M4** **19.65 dBV/m**	Grid 5 **M4** **21.81 dBV/m**	Grid 6 **M4** **21.81 dBV/m**
Grid 7 **M4** **17.14 dBV/m**	Grid 8 **M4** **20.2 dBV/m**	Grid 9 **M4** **20.64 dBV/m**

Cursor:
Total = 24.22 dBV/m
E Category: M4
Location: -6.5, -25, 8.7 mm

0 dB = 16.25 V/m = 24.22 dBV/m

#04_HAC_E_WLAN2.4GHz_802.11g 6Mbps_Ch1

Communication System: 802.11g; Frequency: 2412 MHz;Duty Cycle:1:12.5893
Medium: Air Medium parameters used: $\sigma = 0$ S/m, $\varepsilon_r = 1$; $\rho = 0$ kg/m^3
Ambient Temperature：23.5 ℃

DASY5 Configuration:
- Probe: EF3DV3 - SN4053; ConvF(1, 1, 1); Calibrated: 2018/3/19;
- Sensor-Surface: (Fix Surface)
- Electronics: DAE3 Sn577; Calibrated: 2017/9/25
- Phantom: HAC Test Arch with AMCC; Type: SD HAC P01 BA;
- Measurement SW: DASY52, Version 52.10 (0);SEMCAD X Version 14.6.10 (7417)

E Scan - ER3D: 15 mm from Probe Center to the Device/Hearing Aid Compatibility Test (101x101x1): Interpolated grid: dx=0.5000 mm, dy=0.5000 mm
Device Reference Point: 0, 0, -6.3 mm
Reference Value = 16.89 V/m; Power Drift = 0.04 dB
Applied MIF = -2.02 dB
RF audio interference level = 24.31 dBV/m
Emission category: M4

MIF scaled E-field

Grid 1 **M4** **18.99 dBV/m**	Grid 2 **M4** **20.11 dBV/m**	Grid 3 **M4** **20.18 dBV/m**
Grid 4 **M4** **21.43 dBV/m**	Grid 5 **M4** **22.53 dBV/m**	Grid 6 **M4** **22.5 dBV/m**
Grid 7 **M4** **23.78 dBV/m**	Grid 8 **M4** **24.31 dBV/m**	Grid 9 **M4** **24.09 dBV/m**

Cursor:
Total = 24.31 dBV/m
E Category: M4
Location: -1, 25, 8.7 mm

0 dB = 16.42 V/m = 24.31 dBV/m

#05_HAC_E_WLAN2.4GHz_802.11g 6Mbps_Ch6

Communication System: 802.11g; Frequency: 2437 MHz;Duty Cycle:1:12.5893
Medium: Air Medium parameters used: $\sigma = 0$ S/m, $\varepsilon_r = 1$; $\rho = 0$ kg/m^3
Ambient Temperature：23.5 ℃

DASY5 Configuration:
- Probe: EF3DV3 - SN4053; ConvF(1, 1, 1); Calibrated: 2018/3/19;
- Sensor-Surface: (Fix Surface)
- Electronics: DAE3 Sn577; Calibrated: 2017/9/25
- Phantom: HAC Test Arch with AMCC; Type: SD HAC P01 BA;
- Measurement SW: DASY52, Version 52.10 (0);SEMCAD X Version 14.6.10 (7417)

E Scan - ER3D: 15 mm from Probe Center to the Device/Hearing Aid Compatibility Test (101x101x1): Interpolated grid: dx=0.5000 mm, dy=0.5000 mm
Device Reference Point: 0, 0, -6.3 mm
Reference Value = 45.55 V/m; Power Drift = 0.02 dB
Applied MIF = -2.02 dB
RF audio interference level = 33.24 dBV/m
Emission category: M3

MIF scaled E-field

Grid 1 **M4** **27.01 dBV/m**	Grid 2 **M4** **27.88 dBV/m**	Grid 3 **M4** **27.9 dBV/m**
Grid 4 **M3** **30.29 dBV/m**	Grid 5 **M3** **31.08 dBV/m**	Grid 6 **M3** **31.07 dBV/m**
Grid 7 **M3** **32.9 dBV/m**	Grid 8 **M3** **33.24 dBV/m**	Grid 9 **M3** **33.01 dBV/m**

Cursor:
Total = 33.24 dBV/m
E Category: M3
Location: -1, 25, 8.7 mm

0 dB = 45.92 V/m = 33.24 dBV/m

#06_HAC_E_WLAN2.4GHz_802.11g 6Mbps_Ch6;Battery 2

Communication System: 802.11g; Frequency: 2437 MHz;Duty Cycle:1:12.5893
Medium: Air Medium parameters used: $\sigma = 0$ S/m, $\varepsilon_r = 1$; $\rho = 0$ kg/m^3
Ambient Temperature：23.5 ℃

DASY5 Configuration:
- Probe: EF3DV3 - SN4053; ConvF(1, 1, 1); Calibrated: 2018/3/19;
- Sensor-Surface: (Fix Surface)
- Electronics: DAE3 Sn577; Calibrated: 2017/9/25
- Phantom: HAC Test Arch with AMCC; Type: SD HAC P01 BA;
- Measurement SW: DASY52, Version 52.10 (0);SEMCAD X Version 14.6.10 (7417)

E Scan - ER3D: 15 mm from Probe Center to the Device/Hearing Aid Compatibility Test (101x101x1): Interpolated grid: dx=0.5000 mm, dy=0.5000 mm
Device Reference Point: 0, 0, -6.3 mm
Reference Value = 50.64 V/m; Power Drift = 0.03 dB
Applied MIF = -2.02 dB
RF audio interference level = 33.64 dBV/m
Emission category: M3

MIF scaled E-field

Grid 1 **M4** **27.3 dBV/m**	Grid 2 **M4** **28.79 dBV/m**	Grid 3 **M4** **28.83 dBV/m**
Grid 4 **M3** **31.1 dBV/m**	Grid 5 **M3** **31.74 dBV/m**	Grid 6 **M3** **31.73 dBV/m**
Grid 7 **M3** **33.37 dBV/m**	Grid 8 **M3** **33.64 dBV/m**	Grid 9 **M3** **33.34 dBV/m**

Cursor:
Total = 33.64 dBV/m
E Category: M3
Location: 0, 25, 8.7 mm

0 dB = 48.11 V/m = 33.64 dBV/m

#07_HAC_E_WLAN2.4GHz_802.11g 6Mbps_Ch6;Battery 3

Communication System: 802.11g; Frequency: 2437 MHz;Duty Cycle:1:12.5893
Medium: Air Medium parameters used: $\sigma = 0$ S/m, $\varepsilon_r = 1$; $\rho = 0$ kg/m^3
Ambient Temperature：23.5 ℃

DASY5 Configuration:
- Probe: EF3DV3 - SN4053; ConvF(1, 1, 1); Calibrated: 2018/3/19;
- Sensor-Surface: (Fix Surface)
- Electronics: DAE3 Sn577; Calibrated: 2017/9/25
- Phantom: HAC Test Arch with AMCC; Type: SD HAC P01 BA;
- Measurement SW: DASY52, Version 52.10 (0);SEMCAD X Version 14.6.10 (7417)

E Scan - ER3D: 15 mm from Probe Center to the Device/Hearing Aid Compatibility Test (101x101x1): Interpolated grid: dx=0.5000 mm, dy=0.5000 mm
Device Reference Point: 0, 0, -6.3 mm
Reference Value = 50.84 V/m; Power Drift = -0.01 dB
Applied MIF = -2.02 dB
RF audio interference level = 33.63 dBV/m
Emission category: M3

MIF scaled E-field

Grid 1 **M4** **27.3 dBV/m**	Grid 2 **M4** **28.77 dBV/m**	Grid 3 **M4** **28.83 dBV/m**
Grid 4 **M3** **31.1 dBV/m**	Grid 5 **M3** **31.74 dBV/m**	Grid 6 **M3** **31.74 dBV/m**
Grid 7 **M3** **33.37 dBV/m**	Grid 8 **M3** **33.63 dBV/m**	Grid 9 **M3** **33.33 dBV/m**

Cursor:
Total = 33.63 dBV/m
E Category: M3
Location: 0, 25, 8.7 mm



0 dB = 48.02 V/m = 33.63 dBV/m

#08_HAC_E_WLAN2.4GHz_802.11g 6Mbps_Ch11

Communication System: 802.11g; Frequency: 2462 MHz;Duty Cycle:1:12.5893
Medium: Air Medium parameters used: $\sigma = 0$ S/m, $\varepsilon_r = 1$; $\rho = 0$ kg/m^3
Ambient Temperature：23.5 ℃

DASY5 Configuration:
- Probe: EF3DV3 - SN4053; ConvF(1, 1, 1); Calibrated: 2018/3/19;
- Sensor-Surface: (Fix Surface)
- Electronics: DAE3 Sn577; Calibrated: 2017/9/25
- Phantom: HAC Test Arch with AMCC; Type: SD HAC P01 BA;
- Measurement SW: DASY52, Version 52.10 (0);SEMCAD X Version 14.6.10 (7417)

E Scan - ER3D: 15 mm from Probe Center to the Device/Hearing Aid Compatibility Test (101x101x1): Interpolated grid: dx=0.5000 mm, dy=0.5000 mm
Device Reference Point: 0, 0, -6.3 mm
Reference Value = 36.29 V/m; Power Drift = -0.04 dB
Applied MIF = -2.02 dB
RF audio interference level = 30.83 dBV/m
Emission category: M3

MIF scaled E-field

Grid 1 **M4** **24.49 dBV/m**	Grid 2 **M4** **25.87 dBV/m**	Grid 3 **M4** **25.9 dBV/m**
Grid 4 **M4** **28.02 dBV/m**	Grid 5 **M4** **28.95 dBV/m**	Grid 6 **M4** **28.95 dBV/m**
Grid 7 **M3** **30.33 dBV/m**	Grid 8 **M3** **30.83 dBV/m**	Grid 9 **M3** **30.66 dBV/m**

Cursor:
Total = 30.83 dBV/m
E Category: M3
Location: -3.5, 25, 8.7 mm

0 dB = 34.81 V/m = 30.83 dBV/m

#09_HAC_E_WLAN5GHz_802.11a 6Mbps_Ch36;Ant 1

Communication System: IEEE 802.11a/h WiFi 5 GHz (OFDM, 54 Mbps); Frequency: 5180 MHz;Duty Cycle: 1:11.3763
Medium: Air Medium parameters used: $\sigma = 0$ S/m, $\varepsilon_r = 1$; $\rho = 0$ kg/m^3
Ambient Temperature：23.5 ℃

DASY5 Configuration:
- Probe: EF3DV3 - SN4053 (5-6 GHz); ConvF(1, 1, 1); Calibrated: 2018/3/19;
- Sensor-Surface: (Fix Surface)
- Electronics: DAE3 Sn577; Calibrated: 2017/9/25
- Phantom: HAC Test Arch with AMCC; Type: SD HAC P01 BA;
- Measurement SW: DASY52, Version 52.10 (0);SEMCAD X Version 14.6.10 (7417)

E Scan - ER3D: 15 mm from Probe Center to the Device/Hearing Aid Compatibility Test (101x101x1): Interpolated grid: dx=0.5000 mm, dy=0.5000 mm
Device Reference Point: 0, 0, -6.3 mm
Reference Value = 9.229 V/m; Power Drift = -0.08 dB
Applied MIF = -3.15 dB
RF audio interference level = 18.33 dBV/m
Emission category: M4

MIF scaled E-field

Grid 1 **M4** **14.01 dBV/m**	Grid 2 **M4** **16.91 dBV/m**	Grid 3 **M4** **18.33 dBV/m**
Grid 4 **M4** **13.85 dBV/m**	Grid 5 **M4** **16.66 dBV/m**	Grid 6 **M4** **17.84 dBV/m**
Grid 7 **M4** **14.41 dBV/m**	Grid 8 **M4** **16.44 dBV/m**	Grid 9 **M4** **16.74 dBV/m**

Cursor:
Total = 18.33 dBV/m
E Category: M4
Location: -16.5, -15, 8.7 mm

0 dB = 8.255 V/m = 18.33 dBV/m

#10_HAC_E_WLAN5GHz_802.11a 6Mbps_Ch40;Ant 1

Communication System: IEEE 802.11a/h WiFi 5 GHz (OFDM, 54 Mbps); Frequency: 5200 MHz;Duty Cycle: 1:11.3763
Medium: Air Medium parameters used: $\sigma = 0$ S/m, $\varepsilon_r = 1$; $\rho = 0$ kg/m^3
Ambient Temperature：23.5 ℃

DASY5 Configuration:
- Probe: EF3DV3 - SN4053 (5-6 GHz); ConvF(1, 1, 1); Calibrated: 2018/3/19;
- Sensor-Surface: (Fix Surface)
- Electronics: DAE3 Sn577; Calibrated: 2017/9/25
- Phantom: HAC Test Arch with AMCC; Type: SD HAC P01 BA;
- Measurement SW: DASY52, Version 52.10 (0);SEMCAD X Version 14.6.10 (7417)

Device E-Field measurement (E-field scan for ANSI C63.19-2007 & -2011 compliance)/E Scan - ER3D: 15 mm from Probe Center to the Device/Hearing Aid Compatibility Test (101x101x1): Interpolated grid: dx=0.5000 mm, dy=0.5000 mm
Device Reference Point: 0, 0, -6.3 mm
Reference Value = 10.60 V/m; Power Drift = -0.10 dB
Applied MIF = -3.15 dB
RF audio interference level = 18.76 dBV/m
Emission category: M4

MIF scaled E-field

Grid 1 **M4** **15.83 dBV/m**	Grid 2 **M4** **17.36 dBV/m**	Grid 3 **M4** **18.76 dBV/m**
Grid 4 **M4** **14.43 dBV/m**	Grid 5 **M4** **17.26 dBV/m**	Grid 6 **M4** **18.46 dBV/m**
Grid 7 **M4** **15.62 dBV/m**	Grid 8 **M4** **16.86 dBV/m**	Grid 9 **M4** **17.21 dBV/m**

Cursor:
Total = 18.76 dBV/m
E Category: M4
Location: -20.5, -18.5, 8.7 mm

0 dB = 8.670 V/m = 18.76 dBV/m

#11_HAC_E_WLAN5GHz_802.11a 6Mbps_Ch44;Ant 1

Communication System: IEEE 802.11a/h WiFi 5 GHz (OFDM, 54 Mbps); Frequency: 5220 MHz;Duty Cycle: 1:11.3763
Medium: Air Medium parameters used: $\sigma = 0$ S/m, $\varepsilon_r = 1$; $\rho = 0$ kg/m^3
Ambient Temperature：23.5 ℃

DASY5 Configuration:
- Probe: EF3DV3 - SN4053 (5-6 GHz); ConvF(1, 1, 1); Calibrated: 2018/3/19;
- Sensor-Surface: (Fix Surface)
- Electronics: DAE3 Sn577; Calibrated: 2017/9/25
- Phantom: HAC Test Arch with AMCC; Type: SD HAC P01 BA;
- Measurement SW: DASY52, Version 52.10 (0);SEMCAD X Version 14.6.10 (7417)

E Scan - ER3D: 15 mm from Probe Center to the Device/Hearing Aid Compatibility Test (101x101x1): Interpolated grid: dx=0.5000 mm, dy=0.5000 mm
Device Reference Point: 0, 0, -6.3 mm
Reference Value = 9.596 V/m; Power Drift = -0.01 dB
Applied MIF = -3.15 dB
RF audio interference level = 18.33 dBV/m
Emission category: M4

MIF scaled E-field

Grid 1 **M4** **14.66 dBV/m**	Grid 2 **M4** **17.19 dBV/m**	Grid 3 **M4** **18.33 dBV/m**
Grid 4 **M4** **14.68 dBV/m**	Grid 5 **M4** **16.75 dBV/m**	Grid 6 **M4** **18.04 dBV/m**
Grid 7 **M4** **16.04 dBV/m**	Grid 8 **M4** **16.79 dBV/m**	Grid 9 **M4** **17.24 dBV/m**

Cursor:
Total = 18.33 dBV/m
E Category: M4
Location: -25, -17.5, 8.7 mm

0 dB = 8.251 V/m = 18.33 dBV/m

#12_HAC_E_WLAN5GHz_802.11a 6Mbps_Ch48;Ant 1

Communication System: IEEE 802.11a/h WiFi 5 GHz (OFDM, 54 Mbps); Frequency: 5240 MHz;Duty Cycle: 1:11.3763
Medium: Air Medium parameters used: $\sigma = 0$ S/m, $\varepsilon_r = 1$; $\rho = 0$ kg/m^3
Ambient Temperature：23.5 ℃

DASY5 Configuration:
- Probe: EF3DV3 - SN4053 (5-6 GHz); ConvF(1, 1, 1); Calibrated: 2018/3/19;
- Sensor-Surface: (Fix Surface)
- Electronics: DAE3 Sn577; Calibrated: 2017/9/25
- Phantom: HAC Test Arch with AMCC; Type: SD HAC P01 BA;
- Measurement SW: DASY52, Version 52.10 (0);SEMCAD X Version 14.6.10 (7417)

E Scan - ER3D: 15 mm from Probe Center to the Device/Hearing Aid Compatibility Test (101x101x1): Interpolated grid: dx=0.5000 mm, dy=0.5000 mm
Device Reference Point: 0, 0, -6.3 mm
Reference Value = 8.652 V/m; Power Drift = -0.03 dB
Applied MIF = -3.15 dB
RF audio interference level = 18.21 dBV/m
Emission category: M4

MIF scaled E-field

Grid 1 **M4** **14.49 dBV/m**	Grid 2 **M4** **16.7 dBV/m**	Grid 3 **M4** **18.21 dBV/m**
Grid 4 **M4** **14.63 dBV/m**	Grid 5 **M4** **16.46 dBV/m**	Grid 6 **M4** **18.14 dBV/m**
Grid 7 **M4** **15.76 dBV/m**	Grid 8 **M4** **16.22 dBV/m**	Grid 9 **M4** **16.67 dBV/m**

Cursor:
Total = 18.21 dBV/m
E Category: M4
Location: -24.5, -10.5, 8.7 mm

0 dB = 8.138 V/m = 18.21 dBV/m

#13_HAC_E_WLAN5GHz_802.11a 6Mbps_Ch36;Ant 2

Communication System: IEEE 802.11a/h WiFi 5 GHz (OFDM, 54 Mbps); Frequency: 5180 MHz;Duty Cycle: 1:11.3763
Medium: Air Medium parameters used: $\sigma = 0$ S/m, $\varepsilon_r = 1$; $\rho = 0$ kg/m^3
Ambient Temperature：23.5 ℃

DASY5 Configuration:
- Probe: EF3DV3 - SN4053 (5-6 GHz); ConvF(1, 1, 1); Calibrated: 2018/3/19;
- Sensor-Surface: (Fix Surface)
- Electronics: DAE3 Sn577; Calibrated: 2017/9/25
- Phantom: HAC Test Arch with AMCC; Type: SD HAC P01 BA;
- Measurement SW: DASY52, Version 52.10 (0);SEMCAD X Version 14.6.10 (7417)

E Scan - ER3D: 15 mm from Probe Center to the Device/Hearing Aid Compatibility Test (101x101x1): Interpolated grid: dx=0.5000 mm, dy=0.5000 mm
Device Reference Point: 0, 0, -6.3 mm
Reference Value = 9.368 V/m; Power Drift = -0.00 dB
Applied MIF = -3.15 dB
RF audio interference level = 22.69 dBV/m
Emission category: M4

MIF scaled E-field

Grid 1 **M4** **14.38 dBV/m**	Grid 2 **M4** **16.2 dBV/m**	Grid 3 **M4** **17.07 dBV/m**
Grid 4 **M4** **17.78 dBV/m**	Grid 5 **M4** **18.45 dBV/m**	Grid 6 **M4** **20.16 dBV/m**
Grid 7 **M4** **19.84 dBV/m**	Grid 8 **M4** **21.32 dBV/m**	Grid 9 **M4** **22.69 dBV/m**

Cursor:
Total = 22.69 dBV/m
E Category: M4
Location: -20.5, 25, 8.7 mm

0 dB = 13.64 V/m = 22.69 dBV/m

#14_HAC_E_WLAN5GHz_802.11a 6Mbps_Ch40;Ant 2

Communication System: IEEE 802.11a/h WiFi 5 GHz (OFDM, 54 Mbps); Frequency: 5200 MHz;Duty Cycle: 1:11.3763
Medium: Air Medium parameters used: $\sigma = 0$ S/m, $\varepsilon_r = 1$; $\rho = 0$ kg/m^3
Ambient Temperature：23.5 ℃

DASY5 Configuration:
- Probe: EF3DV3 - SN4053 (5-6 GHz); ConvF(1, 1, 1); Calibrated: 2018/3/19;
- Sensor-Surface: (Fix Surface)
- Electronics: DAE3 Sn577; Calibrated: 2017/9/25
- Phantom: HAC Test Arch with AMCC; Type: SD HAC P01 BA;
- Measurement SW: DASY52, Version 52.10 (0);SEMCAD X Version 14.6.10 (7417)

E Scan - ER3D: 15 mm from Probe Center to the Device/Hearing Aid Compatibility Test (101x101x1): Interpolated grid: dx=0.5000 mm, dy=0.5000 mm
Device Reference Point: 0, 0, -6.3 mm
Reference Value = 10.05 V/m; Power Drift = -0.02 dB
Applied MIF = -3.15 dB
RF audio interference level = 22.64 dBV/m
Emission category: M4

MIF scaled E-field

Grid 1 **M4** **15.28 dBV/m**	Grid 2 **M4** **16.69 dBV/m**	Grid 3 **M4** **17.85 dBV/m**
Grid 4 **M4** **17.8 dBV/m**	Grid 5 **M4** **18.32 dBV/m**	Grid 6 **M4** **20.55 dBV/m**
Grid 7 **M4** **20.01 dBV/m**	Grid 8 **M4** **21.57 dBV/m**	Grid 9 **M4** **22.64 dBV/m**

Cursor:
Total = 22.64 dBV/m
E Category: M4
Location: -21, 25, 8.7 mm

0 dB = 13.55 V/m = 22.64 dBV/m

#15_HAC_E_WLAN5GHz_802.11a 6Mbps_Ch44;Ant 2

Communication System: IEEE 802.11a/h WiFi 5 GHz (OFDM, 54 Mbps); Frequency: 5220 MHz;Duty Cycle: 1:11.3763
Medium: Air Medium parameters used: $\sigma = 0$ S/m, $\varepsilon_r = 1$; $\rho = 0$ kg/m^3
Ambient Temperature：23.5 ℃

DASY5 Configuration:
- Probe: EF3DV3 - SN4053 (5-6 GHz); ConvF(1, 1, 1); Calibrated: 2018/3/19;
- Sensor-Surface: (Fix Surface)
- Electronics: DAE3 Sn577; Calibrated: 2017/9/25
- Phantom: HAC Test Arch with AMCC; Type: SD HAC P01 BA;
- Measurement SW: DASY52, Version 52.10 (0);SEMCAD X Version 14.6.10 (7417)

E Scan - ER3D: 15 mm from Probe Center to the Device/Hearing Aid Compatibility Test (101x101x1): Interpolated grid: dx=0.5000 mm, dy=0.5000 mm
Device Reference Point: 0, 0, -6.3 mm
Reference Value = 12.44 V/m; Power Drift = -0.07 dB
Applied MIF = -3.15 dB
RF audio interference level = 22.35 dBV/m
Emission category: M4

MIF scaled E-field

Grid 1 **M4** **14.47 dBV/m**	Grid 2 **M4** **15.16 dBV/m**	Grid 3 **M4** **17.4 dBV/m**
Grid 4 **M4** **18.37 dBV/m**	Grid 5 **M4** **17.14 dBV/m**	Grid 6 **M4** **19.33 dBV/m**
Grid 7 **M4** **21.06 dBV/m**	Grid 8 **M4** **21.1 dBV/m**	Grid 9 **M4** **22.35 dBV/m**

Cursor:
Total = 22.35 dBV/m
E Category: M4
Location: -22, 25, 8.7 mm

0 dB = 13.10 V/m = 22.35 dBV/m

#16_HAC_E_WLAN5GHz_802.11a 6Mbps_Ch48;Ant 2

Communication System: IEEE 802.11a/h WiFi 5 GHz (OFDM, 54 Mbps); Frequency: 5240 MHz;Duty Cycle: 1:11.3763
Medium: Air Medium parameters used: $\sigma = 0$ S/m, $\varepsilon_r = 1$; $\rho = 0$ kg/m^3
Ambient Temperature：23.5 ℃

DASY5 Configuration:
- Probe: EF3DV3 - SN4053 (5-6 GHz); ConvF(1, 1, 1); Calibrated: 2018/3/19;
- Sensor-Surface: (Fix Surface)
- Electronics: DAE3 Sn577; Calibrated: 2017/9/25
- Phantom: HAC Test Arch with AMCC; Type: SD HAC P01 BA;
- Measurement SW: DASY52, Version 52.10 (0);SEMCAD X Version 14.6.10 (7417)

E Scan - ER3D: 15 mm from Probe Center to the Device/Hearing Aid Compatibility Test (101x101x1): Interpolated grid: dx=0.5000 mm, dy=0.5000 mm
Device Reference Point: 0, 0, -6.3 mm
Reference Value = 9.056 V/m; Power Drift = 0.02 dB
Applied MIF = -3.15 dB
RF audio interference level = 21.79 dBV/m
Emission category: M4

MIF scaled E-field

Grid 1 **M4** **14.54 dBV/m**	Grid 2 **M4** **14.85 dBV/m**	Grid 3 **M4** **17.43 dBV/m**
Grid 4 **M4** **18.62 dBV/m**	Grid 5 **M4** **17.75 dBV/m**	Grid 6 **M4** **19.36 dBV/m**
Grid 7 **M4** **20.78 dBV/m**	Grid 8 **M4** **20.9 dBV/m**	Grid 9 **M4** **21.79 dBV/m**

Cursor:
Total = 21.79 dBV/m
E Category: M4
Location: -22, 25, 8.7 mm

0 dB = 12.29 V/m = 21.79 dBV/m

#17_HAC_E_WLAN5GHz_802.11a 6Mbps_Ch52;Ant 1

Communication System: IEEE 802.11a/h WiFi 5 GHz (OFDM, 54 Mbps); Frequency: 5260 MHz;Duty Cycle: 1:11.3763
Medium: Air Medium parameters used: $\sigma = 0$ S/m, $\varepsilon_r = 1$; $\rho = 0$ kg/m^3
Ambient Temperature：23.5 ℃

DASY5 Configuration:
- Probe: EF3DV3 - SN4053 (5-6 GHz); ConvF(1, 1, 1); Calibrated: 2018/3/19;
- Sensor-Surface: (Fix Surface)
- Electronics: DAE3 Sn577; Calibrated: 2017/9/25
- Phantom: HAC Test Arch with AMCC; Type: SD HAC P01 BA;
- Measurement SW: DASY52, Version 52.10 (0);SEMCAD X Version 14.6.10 (7417)

E Scan - ER3D: 15 mm from Probe Center to the Device/Hearing Aid Compatibility Test (101x101x1): Interpolated grid: dx=0.5000 mm, dy=0.5000 mm
Device Reference Point: 0, 0, -6.3 mm
Reference Value = 9.083 V/m; Power Drift = -0.19 dB
Applied MIF = -3.15 dB
RF audio interference level = 19.07 dBV/m
Emission category: M4

MIF scaled E-field

Grid 1 **M4** **14.54 dBV/m**	Grid 2 **M4** **16.09 dBV/m**	Grid 3 **M4** **17.76 dBV/m**
Grid 4 **M4** **14.47 dBV/m**	Grid 5 **M4** **19.07 dBV/m**	Grid 6 **M4** **17.75 dBV/m**
Grid 7 **M4** **15.23 dBV/m**	Grid 8 **M4** **15.88 dBV/m**	Grid 9 **M4** **16.12 dBV/m**

Cursor:
Total = 19.07 dBV/m
E Category: M4
Location: 4.5, -5, 8.7 mm

0 dB = 8.981 V/m = 19.07 dBV/m

#18_HAC_E_WLAN5GHz_802.11a 6Mbps_Ch56;Ant 1

Communication System: IEEE 802.11a/h WiFi 5 GHz (OFDM, 54 Mbps); Frequency: 5280 MHz;Duty Cycle: 1:11.3763
Medium: Air Medium parameters used: $\sigma = 0$ S/m, $\varepsilon_r = 1$; $\rho = 0$ kg/m^3
Ambient Temperature：23.5 ℃

DASY5 Configuration:
- Probe: EF3DV3 - SN4053 (5-6 GHz); ConvF(1, 1, 1); Calibrated: 2018/3/19;
- Sensor-Surface: (Fix Surface)
- Electronics: DAE3 Sn577; Calibrated: 2017/9/25
- Phantom: HAC Test Arch with AMCC; Type: SD HAC P01 BA;
- Measurement SW: DASY52, Version 52.10 (0);SEMCAD X Version 14.6.10 (7417)

E Scan - ER3D: 15 mm from Probe Center to the Device/Hearing Aid Compatibility Test (101x101x1): Interpolated grid: dx=0.5000 mm, dy=0.5000 mm
Device Reference Point: 0, 0, -6.3 mm
Reference Value = 8.910 V/m; Power Drift = -0.15 dB
Applied MIF = -3.15 dB
RF audio interference level = 18.11 dBV/m
Emission category: M4

MIF scaled E-field

Grid 1 **M4** **14.14 dBV/m**	Grid 2 **M4** **16.45 dBV/m**	Grid 3 **M4** **18.11 dBV/m**
Grid 4 **M4** **13.86 dBV/m**	Grid 5 **M4** **16.52 dBV/m**	Grid 6 **M4** **18.06 dBV/m**
Grid 7 **M4** **15.21 dBV/m**	Grid 8 **M4** **16.25 dBV/m**	Grid 9 **M4** **16.35 dBV/m**

Cursor:
Total = 18.11 dBV/m
E Category: M4
Location: -25, -10.5, 8.7 mm



0 dB = 8.044 V/m = 18.11 dBV/m

#19_HAC_E_WLAN5GHz_802.11a 6Mbps_Ch60;Ant 1

Communication System: IEEE 802.11a/h WiFi 5 GHz (OFDM, 54 Mbps); Frequency: 5300 MHz;Duty Cycle: 1:11.3763
Medium: Air Medium parameters used: $\sigma = 0$ S/m, $\varepsilon_r = 1$; $\rho = 0$ kg/m^3
Ambient Temperature：23.5 ℃

DASY5 Configuration:
- Probe: EF3DV3 - SN4053 (5-6 GHz); ConvF(1, 1, 1); Calibrated: 2018/3/19;
- Sensor-Surface: (Fix Surface)
- Electronics: DAE3 Sn577; Calibrated: 2017/9/25
- Phantom: HAC Test Arch with AMCC; Type: SD HAC P01 BA;
- Measurement SW: DASY52, Version 52.10 (0);SEMCAD X Version 14.6.10 (7417)

E Scan - ER3D: 15 mm from Probe Center to the Device/Hearing Aid Compatibility Test (101x101x1): Interpolated grid: dx=0.5000 mm, dy=0.5000 mm
Device Reference Point: 0, 0, -6.3 mm
Reference Value = 7.882 V/m; Power Drift = 0.04 dB
Applied MIF = -3.15 dB
RF audio interference level = 17.62 dBV/m
Emission category: M4

MIF scaled E-field

Grid 1 **M4** **13.9 dBV/m**	Grid 2 **M4** **15.68 dBV/m**	Grid 3 **M4** **17.62 dBV/m**
Grid 4 **M4** **13.98 dBV/m**	Grid 5 **M4** **15.86 dBV/m**	Grid 6 **M4** **17.62 dBV/m**
Grid 7 **M4** **15.2 dBV/m**	Grid 8 **M4** **15.5 dBV/m**	Grid 9 **M4** **15.78 dBV/m**

Cursor:
Total = 17.62 dBV/m
E Category: M4
Location: -25, -9, 8.7 mm

0 dB = 7.606 V/m = 17.62 dBV/m

#20_HAC_E_WLAN5GHz_802.11a 6Mbps_Ch64;Ant 1

Communication System: IEEE 802.11a/h WiFi 5 GHz (OFDM, 54 Mbps); Frequency: 5320 MHz;Duty Cycle: 1:11.3763
Medium: Air Medium parameters used: $\sigma = 0$ S/m, $\varepsilon_r = 1$; $\rho = 0$ kg/m^3
Ambient Temperature：23.5 ℃

DASY5 Configuration:
- Probe: EF3DV3 - SN4053 (5-6 GHz); ConvF(1, 1, 1); Calibrated: 2018/3/19;
- Sensor-Surface: (Fix Surface)
- Electronics: DAE3 Sn577; Calibrated: 2017/9/25
- Phantom: HAC Test Arch with AMCC; Type: SD HAC P01 BA;
- Measurement SW: DASY52, Version 52.10 (0);SEMCAD X Version 14.6.10 (7417)

E Scan - ER3D: 15 mm from Probe Center to the Device/Hearing Aid Compatibility Test (101x101x1): Interpolated grid: dx=0.5000 mm, dy=0.5000 mm
Device Reference Point: 0, 0, -6.3 mm
Reference Value = 7.925 V/m; Power Drift = 0.01 dB
Applied MIF = -3.15 dB
RF audio interference level = 17.56 dBV/m
Emission category: M4

MIF scaled E-field

Grid 1 **M4** **14.96 dBV/m**	Grid 2 **M4** **16.31 dBV/m**	Grid 3 **M4** **17.36 dBV/m**
Grid 4 **M4** **13.92 dBV/m**	Grid 5 **M4** **16.06 dBV/m**	Grid 6 **M4** **17.56 dBV/m**
Grid 7 **M4** **14.6 dBV/m**	Grid 8 **M4** **15.28 dBV/m**	Grid 9 **M4** **15.48 dBV/m**

Cursor:
Total = 17.56 dBV/m
E Category: M4
Location: -25, -5.5, 8.7 mm

0 dB = 7.553 V/m = 17.56 dBV/m

#21_HAC_E_WLAN5GHz_802.11a 6Mbps_Ch52;Ant 2

Communication System: IEEE 802.11a/h WiFi 5 GHz (OFDM, 54 Mbps); Frequency: 5260 MHz;Duty Cycle: 1:11.3763
Medium: Air Medium parameters used: $\sigma = 0$ S/m, $\varepsilon_r = 1$; $\rho = 0$ kg/m^3
Ambient Temperature：23.5 ℃

DASY5 Configuration:
- Probe: EF3DV3 - SN4053 (5-6 GHz); ConvF(1, 1, 1); Calibrated: 2018/3/19;
- Sensor-Surface: (Fix Surface)
- Electronics: DAE3 Sn577; Calibrated: 2017/9/25
- Phantom: HAC Test Arch with AMCC; Type: SD HAC P01 BA;
- Measurement SW: DASY52, Version 52.10 (0);SEMCAD X Version 14.6.10 (7417)

E Scan - ER3D: 15 mm from Probe Center to the Device/Hearing Aid Compatibility Test (101x101x1): Interpolated grid: dx=0.5000 mm, dy=0.5000 mm
Device Reference Point: 0, 0, -6.3 mm
Reference Value = 11.55 V/m; Power Drift = -0.10 dB
Applied MIF = -3.15 dB
RF audio interference level = 21.71 dBV/m
Emission category: M4

MIF scaled E-field

Grid 1 **M4** **14.97 dBV/m**	Grid 2 **M4** **15.89 dBV/m**	Grid 3 **M4** **16.83 dBV/m**
Grid 4 **M4** **19.38 dBV/m**	Grid 5 **M4** **18.09 dBV/m**	Grid 6 **M4** **18.69 dBV/m**
Grid 7 **M4** **20.52 dBV/m**	Grid 8 **M4** **21.15 dBV/m**	Grid 9 **M4** **21.71 dBV/m**

Cursor:
Total = 21.71 dBV/m
E Category: M4
Location: -18.5, 25, 8.7 mm

0 dB = 12.17 V/m = 21.71 dBV/m

#22_HAC_E_WLAN5GHz_802.11a 6Mbps_Ch56;Ant 2

Communication System: IEEE 802.11a/h WiFi 5 GHz (OFDM, 54 Mbps); Frequency: 5280 MHz;Duty Cycle: 1:11.3763
Medium: Air Medium parameters used: $\sigma = 0$ S/m, $\varepsilon_r = 1$; $\rho = 0$ kg/m^3
Ambient Temperature：23.5 ℃

DASY5 Configuration:
- Probe: EF3DV3 - SN4053 (5-6 GHz); ConvF(1, 1, 1); Calibrated: 2018/3/19;
- Sensor-Surface: (Fix Surface)
- Electronics: DAE3 Sn577; Calibrated: 2017/9/25
- Phantom: HAC Test Arch with AMCC; Type: SD HAC P01 BA;
- Measurement SW: DASY52, Version 52.10 (0);SEMCAD X Version 14.6.10 (7417)

E Scan - ER3D: 15 mm from Probe Center to the Device/Hearing Aid Compatibility Test (101x101x1): Interpolated grid: dx=0.5000 mm, dy=0.5000 mm
Device Reference Point: 0, 0, -6.3 mm
Reference Value = 8.687 V/m; Power Drift = -0.04 dB
Applied MIF = -3.15 dB
RF audio interference level = 22.52 dBV/m
Emission category: M4

MIF scaled E-field

Grid 1 **M4** **14.72 dBV/m**	Grid 2 **M4** **14.1 dBV/m**	Grid 3 **M4** **17.41 dBV/m**
Grid 4 **M4** **18.49 dBV/m**	Grid 5 **M4** **16.65 dBV/m**	Grid 6 **M4** **19.76 dBV/m**
Grid 7 **M4** **20.38 dBV/m**	Grid 8 **M4** **21.16 dBV/m**	Grid 9 **M4** **22.52 dBV/m**

Cursor:
Total = 22.52 dBV/m
E Category: M4
Location: -16, 25, 8.7 mm

0 dB = 13.37 V/m = 22.52 dBV/m

#23_HAC_E_WLAN5GHz_802.11a 6Mbps_Ch60;Ant 2

Communication System: IEEE 802.11a/h WiFi 5 GHz (OFDM, 54 Mbps); Frequency: 5300 MHz;Duty Cycle: 1:11.3763
Medium: Air Medium parameters used: $\sigma = 0$ S/m, $\varepsilon_r = 1$; $\rho = 0$ kg/m^3
Ambient Temperature：23.5 ℃

DASY5 Configuration:
- Probe: EF3DV3 - SN4053 (5-6 GHz); ConvF(1, 1, 1); Calibrated: 2018/3/19;
- Sensor-Surface: (Fix Surface)
- Electronics: DAE3 Sn577; Calibrated: 2017/9/25
- Phantom: HAC Test Arch with AMCC; Type: SD HAC P01 BA;
- Measurement SW: DASY52, Version 52.10 (0);SEMCAD X Version 14.6.10 (7417)

E Scan - ER3D: 15 mm from Probe Center to the Device/Hearing Aid Compatibility Test (101x101x1): Interpolated grid: dx=0.5000 mm, dy=0.5000 mm
Device Reference Point: 0, 0, -6.3 mm
Reference Value = 9.719 V/m; Power Drift = -0.13 dB
Applied MIF = -3.15 dB
RF audio interference level = 21.56 dBV/m
Emission category: M4

MIF scaled E-field

Grid 1 **M4** **15.89 dBV/m**	Grid 2 **M4** **14.5 dBV/m**	Grid 3 **M4** **16.84 dBV/m**
Grid 4 **M4** **18.96 dBV/m**	Grid 5 **M4** **17.16 dBV/m**	Grid 6 **M4** **18.87 dBV/m**
Grid 7 **M4** **20.85 dBV/m**	Grid 8 **M4** **21.32 dBV/m**	Grid 9 **M4** **21.56 dBV/m**

Cursor:
Total = 21.56 dBV/m
E Category: M4
Location: -19.5, 25, 8.7 mm

0 dB = 11.97 V/m = 21.56 dBV/m

#24_HAC_E_WLAN5GHz_802.11a 6Mbps_Ch64;Ant 2

Communication System: IEEE 802.11a/h WiFi 5 GHz (OFDM, 54 Mbps); Frequency: 5320 MHz;Duty Cycle: 1:11.3763
Medium: Air Medium parameters used: $\sigma = 0$ S/m, $\varepsilon_r = 1$; $\rho = 0$ kg/m^3
Ambient Temperature：23.5 ℃

DASY5 Configuration:
- Probe: EF3DV3 - SN4053 (5-6 GHz); ConvF(1, 1, 1); Calibrated: 2018/3/19;
- Sensor-Surface: (Fix Surface)
- Electronics: DAE3 Sn577; Calibrated: 2017/9/25
- Phantom: HAC Test Arch with AMCC; Type: SD HAC P01 BA;
- Measurement SW: DASY52, Version 52.10 (0);SEMCAD X Version 14.6.10 (7417)

E Scan - ER3D: 15 mm from Probe Center to the Device/Hearing Aid Compatibility Test (101x101x1): Interpolated grid: dx=0.5000 mm, dy=0.5000 mm
Device Reference Point: 0, 0, -6.3 mm
Reference Value = 8.264 V/m; Power Drift = 0.14 dB
Applied MIF = -3.15 dB
RF audio interference level = 21.49 dBV/m
Emission category: M4

MIF scaled E-field

Grid 1 **M4** **15.14 dBV/m**	Grid 2 **M4** **13.46 dBV/m**	Grid 3 **M4** **16.97 dBV/m**
Grid 4 **M4** **18.67 dBV/m**	Grid 5 **M4** **17.09 dBV/m**	Grid 6 **M4** **18.55 dBV/m**
Grid 7 **M4** **20.3 dBV/m**	Grid 8 **M4** **21.28 dBV/m**	Grid 9 **M4** **21.49 dBV/m**

Cursor:
Total = 21.49 dBV/m
E Category: M4
Location: -18, 25, 8.7 mm



0 dB = 11.87 V/m = 21.49 dBV/m

#25_HAC_E_WLAN5GHz_802.11a 6Mbps_Ch100;Ant 1

Communication System: IEEE 802.11a/h WiFi 5 GHz (OFDM, 54 Mbps); Frequency: 5500 MHz;Duty Cycle: 1:11.3763
Medium: Air Medium parameters used: $\sigma = 0$ S/m, $\varepsilon_r = 1$; $\rho = 0$ kg/m^3
Ambient Temperature：23.5 ℃

DASY5 Configuration:
- Probe: EF3DV3 - SN4053 (5-6 GHz); ConvF(1, 1, 1); Calibrated: 2018/3/19;
- Sensor-Surface: (Fix Surface)
- Electronics: DAE3 Sn577; Calibrated: 2017/9/25
- Phantom: HAC Test Arch with AMCC; Type: SD HAC P01 BA;
- Measurement SW: DASY52, Version 52.10 (0);SEMCAD X Version 14.6.10 (7417)

E Scan - ER3D: 15 mm from Probe Center to the Device/Hearing Aid Compatibility Test (101x101x1): Interpolated grid: dx=0.5000 mm, dy=0.5000 mm
Device Reference Point: 0, 0, -6.3 mm
Reference Value = 6.794 V/m; Power Drift = 0.05 dB
Applied MIF = -3.15 dB
RF audio interference level = 19.12 dBV/m
Emission category: M4

MIF scaled E-field

Grid 1 **M4** **19.12 dBV/m**	Grid 2 **M4** **18.66 dBV/m**	Grid 3 **M4** **18.14 dBV/m**
Grid 4 **M4** **15.69 dBV/m**	Grid 5 **M4** **13.72 dBV/m**	Grid 6 **M4** **15.8 dBV/m**
Grid 7 **M4** **16.15 dBV/m**	Grid 8 **M4** **12.79 dBV/m**	Grid 9 **M4** **14.24 dBV/m**

Cursor:
Total = 19.12 dBV/m
E Category: M4
Location: 25, -25, 8.7 mm

0 dB = 9.034 V/m = 19.12 dBV/m

#26_HAC_E_WLAN5GHz_802.11a 6Mbps_Ch116;Ant 1

Communication System: IEEE 802.11a/h WiFi 5 GHz (OFDM, 54 Mbps); Frequency: 5580 MHz;Duty Cycle: 1:11.3763
Medium: Air Medium parameters used: $\sigma = 0$ S/m, $\varepsilon_r = 1$; $\rho = 0$ kg/m^3
Ambient Temperature：23.5 ℃

DASY5 Configuration:
- Probe: EF3DV3 - SN4053 (5-6 GHz); ConvF(1, 1, 1); Calibrated: 2018/3/19;
- Sensor-Surface: (Fix Surface)
- Electronics: DAE3 Sn577; Calibrated: 2017/9/25
- Phantom: HAC Test Arch with AMCC; Type: SD HAC P01 BA;
- Measurement SW: DASY52, Version 52.10 (0);SEMCAD X Version 14.6.10 (7417)

E Scan - ER3D: 15 mm from Probe Center to the Device/Hearing Aid Compatibility Test (101x101x1): Interpolated grid: dx=0.5000 mm, dy=0.5000 mm
Device Reference Point: 0, 0, -6.3 mm
Reference Value = 9.505 V/m; Power Drift = -0.17 dB
Applied MIF = -3.15 dB
RF audio interference level = 19.34 dBV/m
Emission category: M4

MIF scaled E-field

Grid 1 **M4** **19.34 dBV/m**	Grid 2 **M4** **19.14 dBV/m**	Grid 3 **M4** **18.83 dBV/m**
Grid 4 **M4** **17.15 dBV/m**	Grid 5 **M4** **16.1 dBV/m**	Grid 6 **M4** **17.13 dBV/m**
Grid 7 **M4** **12.75 dBV/m**	Grid 8 **M4** **14.46 dBV/m**	Grid 9 **M4** **15.74 dBV/m**

Cursor:
Total = 19.34 dBV/m
E Category: M4
Location: 25, -25, 8.7 mm

0 dB = 9.271 V/m = 19.34 dBV/m

#27_HAC_E_WLAN5GHz_802.11a 6Mbps_Ch124;Ant 1

Communication System: IEEE 802.11a/h WiFi 5 GHz (OFDM, 54 Mbps); Frequency: 5620 MHz;Duty Cycle: 1:11.3763
Medium: Air Medium parameters used: $\sigma = 0$ S/m, $\varepsilon_r = 1$; $\rho = 0$ kg/m^3
Ambient Temperature：23.5 ℃

DASY5 Configuration:
- Probe: EF3DV3 - SN4053 (5-6 GHz); ConvF(1, 1, 1); Calibrated: 2018/3/19;
- Sensor-Surface: (Fix Surface)
- Electronics: DAE3 Sn577; Calibrated: 2017/9/25
- Phantom: HAC Test Arch with AMCC; Type: SD HAC P01 BA;
- Measurement SW: DASY52, Version 52.10 (0);SEMCAD X Version 14.6.10 (7417)

E Scan - ER3D: 15 mm from Probe Center to the Device/Hearing Aid Compatibility Test (101x101x1): Interpolated grid: dx=0.5000 mm, dy=0.5000 mm
Device Reference Point: 0, 0, -6.3 mm
Reference Value = 8.963 V/m; Power Drift = 0.06 dB
Applied MIF = -3.15 dB
RF audio interference level = 19.51 dBV/m
Emission category: M4

MIF scaled E-field

Grid 1 **M4** **19.51 dBV/m**	Grid 2 **M4** **19.41 dBV/m**	Grid 3 **M4** **18.97 dBV/m**
Grid 4 **M4** **15.8 dBV/m**	Grid 5 **M4** **16 dBV/m**	Grid 6 **M4** **17.17 dBV/m**
Grid 7 **M4** **13.77 dBV/m**	Grid 8 **M4** **15.4 dBV/m**	Grid 9 **M4** **16.43 dBV/m**

Cursor:
Total = 19.51 dBV/m
E Category: M4
Location: 25, -25, 8.7 mm

0 dB = 9.455 V/m = 19.51 dBV/m

#28_HAC_E_WLAN5GHz_802.11a 6Mbps_Ch132;Ant 1

Communication System: IEEE 802.11a/h WiFi 5 GHz (OFDM, 54 Mbps); Frequency: 5660 MHz;Duty Cycle: 1:11.3763
Medium: Air Medium parameters used: $\sigma = 0$ S/m, $\varepsilon_r = 1$; $\rho = 0$ kg/m^3
Ambient Temperature：23.5 ℃

DASY5 Configuration:
- Probe: EF3DV3 - SN4053 (5-6 GHz); ConvF(1, 1, 1); Calibrated: 2018/3/19;
- Sensor-Surface: (Fix Surface)
- Electronics: DAE3 Sn577; Calibrated: 2017/9/25
- Phantom: HAC Test Arch with AMCC; Type: SD HAC P01 BA;
- Measurement SW: DASY52, Version 52.10 (0);SEMCAD X Version 14.6.10 (7417)

E Scan - ER3D: 15 mm from Probe Center to the Device/Hearing Aid Compatibility Test (101x101x1): Interpolated grid: dx=0.5000 mm, dy=0.5000 mm
Device Reference Point: 0, 0, -6.3 mm
Reference Value = 10.60 V/m; Power Drift = -0.19 dB
Applied MIF = -3.15 dB
RF audio interference level = 19.85 dBV/m
Emission category: M4

MIF scaled E-field

Grid 1 **M4** **19.85 dBV/m**	Grid 2 **M4** **19.25 dBV/m**	Grid 3 **M4** **18.75 dBV/m**
Grid 4 **M4** **15.6 dBV/m**	Grid 5 **M4** **16.51 dBV/m**	Grid 6 **M4** **16.84 dBV/m**
Grid 7 **M4** **13.31 dBV/m**	Grid 8 **M4** **15.87 dBV/m**	Grid 9 **M4** **16.52 dBV/m**

Cursor:
Total = 19.85 dBV/m
E Category: M4
Location: 25, -25, 8.7 mm

0 dB = 9.827 V/m = 19.85 dBV/m

#29_HAC_E_WLAN5GHz_802.11a 6Mbps_Ch140;Ant 1

Communication System: IEEE 802.11a/h WiFi 5 GHz (OFDM, 54 Mbps); Frequency: 5700 MHz;Duty Cycle: 1:11.3763
Medium: Air Medium parameters used: $\sigma = 0$ S/m, $\varepsilon_r = 1$; $\rho = 0$ kg/m^3
Ambient Temperature：23.5 ℃

DASY5 Configuration:
- Probe: EF3DV3 - SN4053 (5-6 GHz); ConvF(1, 1, 1); Calibrated: 2018/3/19;
- Sensor-Surface: (Fix Surface)
- Electronics: DAE3 Sn577; Calibrated: 2017/9/25
- Phantom: HAC Test Arch with AMCC; Type: SD HAC P01 BA;
- Measurement SW: DASY52, Version 52.10 (0);SEMCAD X Version 14.6.10 (7417)

E Scan - ER3D: 15 mm from Probe Center to the Device/Hearing Aid Compatibility Test (101x101x1): Interpolated grid: dx=0.5000 mm, dy=0.5000 mm
Device Reference Point: 0, 0, -6.3 mm
Reference Value = 9.808 V/m; Power Drift = -0.01 dB
Applied MIF = -3.15 dB
RF audio interference level = 19.67 dBV/m
Emission category: M4

MIF scaled E-field

Grid 1 **M4** **19.67 dBV/m**	Grid 2 **M4** **17.99 dBV/m**	Grid 3 **M4** **17.85 dBV/m**
Grid 4 **M4** **16.52 dBV/m**	Grid 5 **M4** **15.99 dBV/m**	Grid 6 **M4** **15.87 dBV/m**
Grid 7 **M4** **13.13 dBV/m**	Grid 8 **M4** **14.77 dBV/m**	Grid 9 **M4** **15.56 dBV/m**

Cursor:
Total = 19.67 dBV/m
E Category: M4
Location: 25, -25, 8.7 mm

0 dB = 9.624 V/m = 19.67 dBV/m

#30_HAC_E_WLAN5GHz_802.11a 6Mbps_Ch144;Ant 1

Communication System: IEEE 802.11a/h WiFi 5 GHz (OFDM, 54 Mbps); Frequency: 5720 MHz;Duty Cycle: 1:11.3763
Medium: Air Medium parameters used: $\sigma = 0$ S/m, $\varepsilon_r = 1$; $\rho = 0$ kg/m^3
Ambient Temperature：23.5 ℃

DASY5 Configuration:
- Probe: EF3DV3 - SN4053 (5-6 GHz); ConvF(1, 1, 1); Calibrated: 2018/3/19;
- Sensor-Surface: (Fix Surface)
- Electronics: DAE3 Sn577; Calibrated: 2017/9/25
- Phantom: HAC Test Arch with AMCC; Type: SD HAC P01 BA;
- Measurement SW: DASY52, Version 52.10 (0);SEMCAD X Version 14.6.10 (7417)

E Scan - ER3D: 15 mm from Probe Center to the Device/Hearing Aid Compatibility Test (101x101x1): Interpolated grid: dx=0.5000 mm, dy=0.5000 mm
Device Reference Point: 0, 0, -6.3 mm
Reference Value = 12.57 V/m; Power Drift = -0.06 dB
Applied MIF = -3.15 dB
RF audio interference level = 20.24 dBV/m
Emission category: M4

MIF scaled E-field

Grid 1 **M4** **20.24 dBV/m**	Grid 2 **M4** **18.99 dBV/m**	Grid 3 **M4** **18.61 dBV/m**
Grid 4 **M4** **17.68 dBV/m**	Grid 5 **M4** **17.36 dBV/m**	Grid 6 **M4** **17.26 dBV/m**
Grid 7 **M4** **13.75 dBV/m**	Grid 8 **M4** **16.26 dBV/m**	Grid 9 **M4** **16.77 dBV/m**

Cursor:
Total = 20.24 dBV/m
E Category: M4
Location: 25, -25, 8.7 mm

0 dB = 10.29 V/m = 20.25 dBV/m

#31_HAC_E_WLAN5GHz_802.11a 6Mbps_Ch100;Ant 2

Communication System: IEEE 802.11a/h WiFi 5 GHz (OFDM, 54 Mbps); Frequency: 5500 MHz;Duty Cycle: 1:11.3763
Medium: Air Medium parameters used: $\sigma = 0$ S/m, $\varepsilon_r = 1$; $\rho = 0$ kg/m^3
Ambient Temperature：23.5 ℃

DASY5 Configuration:
- Probe: EF3DV3 - SN4053 (5-6 GHz); ConvF(1, 1, 1); Calibrated: 2018/3/19;
- Sensor-Surface: (Fix Surface)
- Electronics: DAE3 Sn577; Calibrated: 2017/9/25
- Phantom: HAC Test Arch with AMCC; Type: SD HAC P01 BA;
- Measurement SW: DASY52, Version 52.10 (0);SEMCAD X Version 14.6.10 (7417)

E Scan - ER3D: 15 mm from Probe Center to the Device/Hearing Aid Compatibility Test (101x101x1): Interpolated grid: dx=0.5000 mm, dy=0.5000 mm
Device Reference Point: 0, 0, -6.3 mm
Reference Value = 8.686 V/m; Power Drift = -0.01 dB
Applied MIF = -3.15 dB
RF audio interference level = 21.55 dBV/m
Emission category: M4

MIF scaled E-field

Grid 1 **M4** **16.37 dBV/m**	Grid 2 **M4** **14.48 dBV/m**	Grid 3 **M4** **16.96 dBV/m**
Grid 4 **M4** **18.29 dBV/m**	Grid 5 **M4** **18.2 dBV/m**	Grid 6 **M4** **20.15 dBV/m**
Grid 7 **M4** **20.94 dBV/m**	Grid 8 **M4** **21.5 dBV/m**	Grid 9 **M4** **21.55 dBV/m**

Cursor:
Total = 21.55 dBV/m
E Category: M4
Location: -18, 25, 8.7 mm

0 dB = 11.96 V/m = 21.55 dBV/m

#32_HAC_E_WLAN5GHz_802.11a 6Mbps_Ch116;Ant 2

Communication System: IEEE 802.11a/h WiFi 5 GHz (OFDM, 54 Mbps); Frequency: 5580 MHz;Duty Cycle: 1:11.3763
Medium: Air Medium parameters used: $\sigma = 0$ S/m, $\varepsilon_r = 1$; $\rho = 0$ kg/m^3
Ambient Temperature：23.5 ℃

DASY5 Configuration:
- Probe: EF3DV3 - SN4053 (5-6 GHz); ConvF(1, 1, 1); Calibrated: 2018/3/19;
- Sensor-Surface: (Fix Surface)
- Electronics: DAE3 Sn577; Calibrated: 2017/9/25
- Phantom: HAC Test Arch with AMCC; Type: SD HAC P01 BA;
- Measurement SW: DASY52, Version 52.10 (0);SEMCAD X Version 14.6.10 (7417)

E Scan - ER3D: 15 mm from Probe Center to the Device/Hearing Aid Compatibility Test (101x101x1): Interpolated grid: dx=0.5000 mm, dy=0.5000 mm
Device Reference Point: 0, 0, -6.3 mm
Reference Value = 7.683 V/m; Power Drift = -0.10 dB
Applied MIF = -3.15 dB
RF audio interference level = 20.81 dBV/m
Emission category: M4

MIF scaled E-field

Grid 1 **M4** **16.08 dBV/m**	Grid 2 **M4** **14.95 dBV/m**	Grid 3 **M4** **17.77 dBV/m**
Grid 4 **M4** **18.47 dBV/m**	Grid 5 **M4** **17.54 dBV/m**	Grid 6 **M4** **20.21 dBV/m**
Grid 7 **M4** **20.81 dBV/m**	Grid 8 **M4** **20.39 dBV/m**	Grid 9 **M4** **20.44 dBV/m**

Cursor:
Total = 20.81 dBV/m
E Category: M4
Location: 25, 25, 8.7 mm

0 dB = 10.98 V/m = 20.81 dBV/m

#33_HAC_E_WLAN5GHz_802.11a 6Mbps_Ch124;Ant 2

Communication System: IEEE 802.11a/h WiFi 5 GHz (OFDM, 54 Mbps); Frequency: 5620 MHz;Duty Cycle: 1:11.3763
Medium: Air Medium parameters used: $\sigma = 0$ S/m, $\varepsilon_r = 1$; $\rho = 0$ kg/m^3
Ambient Temperature：23.5 ℃

DASY5 Configuration:
- Probe: EF3DV3 - SN4053 (5-6 GHz); ConvF(1, 1, 1); Calibrated: 2018/3/19;
- Sensor-Surface: (Fix Surface)
- Electronics: DAE3 Sn577; Calibrated: 2017/9/25
- Phantom: HAC Test Arch with AMCC; Type: SD HAC P01 BA;
- Measurement SW: DASY52, Version 52.10 (0);SEMCAD X Version 14.6.10 (7417)

E Scan - ER3D: 15 mm from Probe Center to the Device/Hearing Aid Compatibility Test (101x101x1): Interpolated grid: dx=0.5000 mm, dy=0.5000 mm
Device Reference Point: 0, 0, -6.3 mm
Reference Value = 9.054 V/m; Power Drift = -0.01 dB
Applied MIF = -3.15 dB
RF audio interference level = 20.55 dBV/m
Emission category: M4

MIF scaled E-field

Grid 1 **M4** **17.08 dBV/m**	Grid 2 **M4** **13.55 dBV/m**	Grid 3 **M4** **17.87 dBV/m**
Grid 4 **M4** **18.38 dBV/m**	Grid 5 **M4** **17.62 dBV/m**	Grid 6 **M4** **19.67 dBV/m**
Grid 7 **M4** **20.55 dBV/m**	Grid 8 **M4** **19.94 dBV/m**	Grid 9 **M4** **20.47 dBV/m**

Cursor:
Total = 20.55 dBV/m
E Category: M4
Location: 22, 25, 8.7 mm

0 dB = 10.65 V/m = 20.55 dBV/m

#34_HAC_E_WLAN5GHz_802.11a 6Mbps_Ch132;Ant 2

Communication System: IEEE 802.11a/h WiFi 5 GHz (OFDM, 54 Mbps); Frequency: 5660 MHz;Duty Cycle: 1:11.3763
Medium: Air Medium parameters used: $\sigma = 0$ S/m, $\varepsilon_r = 1$; $\rho = 0$ kg/m^3
Ambient Temperature：23.5 ℃

DASY5 Configuration:
- Probe: EF3DV3 - SN4053 (5-6 GHz); ConvF(1, 1, 1); Calibrated: 2018/3/19;
- Sensor-Surface: (Fix Surface)
- Electronics: DAE3 Sn577; Calibrated: 2017/9/25
- Phantom: HAC Test Arch with AMCC; Type: SD HAC P01 BA;
- Measurement SW: DASY52, Version 52.10 (0);SEMCAD X Version 14.6.10 (7417)

E Scan - ER3D: 15 mm from Probe Center to the Device/Hearing Aid Compatibility Test (101x101x1): Interpolated grid: dx=0.5000 mm, dy=0.5000 mm
Device Reference Point: 0, 0, -6.3 mm
Reference Value = 8.504 V/m; Power Drift = -0.05 dB
Applied MIF = -3.15 dB
RF audio interference level = 20.41 dBV/m
Emission category: M4

MIF scaled E-field

Grid 1 **M4** **16.34 dBV/m**	Grid 2 **M4** **13.2 dBV/m**	Grid 3 **M4** **17.84 dBV/m**
Grid 4 **M4** **19.12 dBV/m**	Grid 5 **M4** **17.18 dBV/m**	Grid 6 **M4** **19.07 dBV/m**
Grid 7 **M4** **20.41 dBV/m**	Grid 8 **M4** **20.12 dBV/m**	Grid 9 **M4** **19.69 dBV/m**

Cursor:
Total = 20.41 dBV/m
E Category: M4
Location: 25, 25, 8.7 mm

0 dB = 10.48 V/m = 20.41 dBV/m

#35_HAC_E_WLAN5GHz_802.11a 6Mbps_Ch140;Ant 2

Communication System: IEEE 802.11a/h WiFi 5 GHz (OFDM, 54 Mbps); Frequency: 5700 MHz;Duty Cycle: 1:11.3763
Medium: Air Medium parameters used: $\sigma = 0$ S/m, $\varepsilon_r = 1$; $\rho = 0$ kg/m^3
Ambient Temperature：23.5 ℃

DASY5 Configuration:
- Probe: EF3DV3 - SN4053 (5-6 GHz); ConvF(1, 1, 1); Calibrated: 2018/3/19;
- Sensor-Surface: (Fix Surface)
- Electronics: DAE3 Sn577; Calibrated: 2017/9/25
- Phantom: HAC Test Arch with AMCC; Type: SD HAC P01 BA;
- Measurement SW: DASY52, Version 52.10 (0);SEMCAD X Version 14.6.10 (7417)

E Scan - ER3D: 15 mm from Probe Center to the Device/Hearing Aid Compatibility Test (101x101x1): Interpolated grid: dx=0.5000 mm, dy=0.5000 mm
Device Reference Point: 0, 0, -6.3 mm
Reference Value = 6.470 V/m; Power Drift = -0.07 dB
Applied MIF = -3.15 dB
RF audio interference level = 16.83 dBV/m
Emission category: M4

MIF scaled E-field

Grid 1 **M4** **13.3 dBV/m**	Grid 2 **M4** **10.26 dBV/m**	Grid 3 **M4** **13.34 dBV/m**
Grid 4 **M4** **13.89 dBV/m**	Grid 5 **M4** **12.9 dBV/m**	Grid 6 **M4** **15.27 dBV/m**
Grid 7 **M4** **16.83 dBV/m**	Grid 8 **M4** **16.14 dBV/m**	Grid 9 **M4** **15.72 dBV/m**

Cursor:
Total = 16.83 dBV/m
E Category: M4
Location: 24.5, 25, 8.7 mm

0 dB = 6.945 V/m = 16.83 dBV/m

#36_HAC_E_WLAN5GHz_802.11a 6Mbps_Ch144;Ant 2

Communication System: IEEE 802.11a/h WiFi 5 GHz (OFDM, 54 Mbps); Frequency: 5720 MHz;Duty Cycle: 1:11.3763
Medium: Air Medium parameters used: $\sigma = 0$ S/m, $\varepsilon_r = 1$; $\rho = 0$ kg/m^3
Ambient Temperature：23.5 ℃

DASY5 Configuration:
- Probe: EF3DV3 - SN4053 (5-6 GHz); ConvF(1, 1, 1); Calibrated: 2018/3/19;
- Sensor-Surface: (Fix Surface)
- Electronics: DAE3 Sn577; Calibrated: 2017/9/25
- Phantom: HAC Test Arch with AMCC; Type: SD HAC P01 BA;
- Measurement SW: DASY52, Version 52.10 (0);SEMCAD X Version 14.6.10 (7417)

E Scan - ER3D: 15 mm from Probe Center to the Device/Hearing Aid Compatibility Test (101x101x1): Interpolated grid: dx=0.5000 mm, dy=0.5000 mm
Device Reference Point: 0, 0, -6.3 mm
Reference Value = 6.858 V/m; Power Drift = -0.11 dB
Applied MIF = -3.15 dB
RF audio interference level = 19.91 dBV/m
Emission category: M4

MIF scaled E-field

Grid 1 **M4** **14.65 dBV/m**	Grid 2 **M4** **13.93 dBV/m**	Grid 3 **M4** **17.39 dBV/m**
Grid 4 **M4** **17.85 dBV/m**	Grid 5 **M4** **16.13 dBV/m**	Grid 6 **M4** **18.06 dBV/m**
Grid 7 **M4** **19.91 dBV/m**	Grid 8 **M4** **19.26 dBV/m**	Grid 9 **M4** **19.3 dBV/m**

Cursor:
Total = 19.91 dBV/m
E Category: M4
Location: 25, 25, 8.7 mm

0 dB = 9.901 V/m = 19.91 dBV/m

#37_HAC_E_WLAN5GHz_802.11a 6Mbps_Ch149;Ant 1

Communication System: IEEE 802.11a/h WiFi 5 GHz (OFDM, 54 Mbps); Frequency: 5745 MHz;Duty Cycle: 1:11.3763
Medium: Air Medium parameters used: $\sigma = 0$ S/m, $\varepsilon_r = 1$; $\rho = 0$ kg/m^3
Ambient Temperature：23.5 ℃

DASY5 Configuration:
- Probe: EF3DV3 - SN4053 (5-6 GHz); ConvF(1, 1, 1); Calibrated: 2018/3/19;
- Sensor-Surface: (Fix Surface)
- Electronics: DAE3 Sn577; Calibrated: 2017/9/25
- Phantom: HAC Test Arch with AMCC; Type: SD HAC P01 BA;
- Measurement SW: DASY52, Version 52.10 (0);SEMCAD X Version 14.6.10 (7417)

E Scan - ER3D: 15 mm from Probe Center to the Device/Hearing Aid Compatibility Test (101x101x1): Interpolated grid: dx=0.5000 mm, dy=0.5000 mm
Device Reference Point: 0, 0, -6.3 mm
Reference Value = 12.30 V/m; Power Drift = -0.08 dB
Applied MIF = -3.15 dB
RF audio interference level = 20.17 dBV/m
Emission category: M4

MIF scaled E-field

Grid 1 **M4** **20.17 dBV/m**	Grid 2 **M4** **18.62 dBV/m**	Grid 3 **M4** **18.42 dBV/m**
Grid 4 **M4** **17.79 dBV/m**	Grid 5 **M4** **17.18 dBV/m**	Grid 6 **M4** **17.12 dBV/m**
Grid 7 **M4** **14.33 dBV/m**	Grid 8 **M4** **15.31 dBV/m**	Grid 9 **M4** **16.34 dBV/m**

Cursor:
Total = 20.17 dBV/m
E Category: M4
Location: 25, -25, 8.7 mm

0 dB = 10.19 V/m = 20.16 dBV/m

#38_HAC_E_WLAN5GHz_802.11a 6Mbps_Ch157;Ant 1

Communication System: IEEE 802.11a/h WiFi 5 GHz (OFDM, 54 Mbps); Frequency: 5785 MHz;Duty Cycle: 1:11.3763
Medium: Air Medium parameters used: $\sigma = 0$ S/m, $\varepsilon_r = 1$; $\rho = 0$ kg/m^3
Ambient Temperature：23.5 ℃

DASY5 Configuration:
- Probe: EF3DV3 - SN4053 (5-6 GHz); ConvF(1, 1, 1); Calibrated: 2018/3/19;
- Sensor-Surface: (Fix Surface)
- Electronics: DAE3 Sn577; Calibrated: 2017/9/25
- Phantom: HAC Test Arch with AMCC; Type: SD HAC P01 BA;
- Measurement SW: DASY52, Version 52.10 (0);SEMCAD X Version 14.6.10 (7417)

E Scan - ER3D: 15 mm from Probe Center to the Device/Hearing Aid Compatibility Test (101x101x1): Interpolated grid: dx=0.5000 mm, dy=0.5000 mm
Device Reference Point: 0, 0, -6.3 mm
Reference Value = 12.24 V/m; Power Drift = 0.01 dB
Applied MIF = -3.15 dB
RF audio interference level = 19.97 dBV/m
Emission category: M4

MIF scaled E-field

Grid 1 **M4** **19.97 dBV/m**	Grid 2 **M4** **19.44 dBV/m**	Grid 3 **M4** **19.38 dBV/m**
Grid 4 **M4** **16.89 dBV/m**	Grid 5 **M4** **16.73 dBV/m**	Grid 6 **M4** **16.61 dBV/m**
Grid 7 **M4** **15.14 dBV/m**	Grid 8 **M4** **16.01 dBV/m**	Grid 9 **M4** **16.8 dBV/m**

Cursor:
Total = 19.97 dBV/m
E Category: M4
Location: 25, -25, 8.7 mm

0 dB = 9.969 V/m = 19.97 dBV/m

#39_HAC_E_WLAN5GHz_802.11a 6Mbps_Ch165;Ant 1

Communication System: IEEE 802.11a/h WiFi 5 GHz (OFDM, 54 Mbps); Frequency: 5825 MHz;Duty Cycle: 1:11.3763
Medium: Air Medium parameters used: $\sigma = 0$ S/m, $\varepsilon_r = 1$; $\rho = 0$ kg/m^3
Ambient Temperature：23.5 ℃

DASY5 Configuration:
- Probe: EF3DV3 - SN4053 (5-6 GHz); ConvF(1, 1, 1); Calibrated: 2018/3/19;
- Sensor-Surface: (Fix Surface)
- Electronics: DAE3 Sn577; Calibrated: 2017/9/25
- Phantom: HAC Test Arch with AMCC; Type: SD HAC P01 BA;
- Measurement SW: DASY52, Version 52.10 (0);SEMCAD X Version 14.6.10 (7417)

E Scan - ER3D: 15 mm from Probe Center to the Device/Hearing Aid Compatibility Test (101x101x1): Interpolated grid: dx=0.5000 mm, dy=0.5000 mm
Device Reference Point: 0, 0, -6.3 mm
Reference Value = 10.59 V/m; Power Drift = -0.14 dB
Applied MIF = -3.15 dB
RF audio interference level = 20.64 dBV/m
Emission category: M4

MIF scaled E-field

Grid 1 **M4** **20.64 dBV/m**	Grid 2 **M4** **19.54 dBV/m**	Grid 3 **M4** **19.46 dBV/m**
Grid 4 **M4** **17.49 dBV/m**	Grid 5 **M4** **15.71 dBV/m**	Grid 6 **M4** **16.72 dBV/m**
Grid 7 **M4** **15.79 dBV/m**	Grid 8 **M4** **15.92 dBV/m**	Grid 9 **M4** **16.63 dBV/m**

Cursor:
Total = 20.64 dBV/m
E Category: M4
Location: 23.5, -25, 8.7 mm



0 dB = 10.76 V/m = 20.64 dBV/m

#40_HAC_E_WLAN5GHz_802.11a 6Mbps_Ch149;Ant 2

Communication System: 802.11a; Frequency: 5745 MHz;Duty Cycle: 1:11.3763
Medium: Air Medium parameters used: $\sigma = 0$ S/m, $\varepsilon_r = 1$; $\rho = 0$ kg/m^3
Ambient Temperature：23.4 ℃

DASY5 Configuration:
- Probe: EF3DV3 - SN4053 (5-6 GHz); ConvF(1, 1, 1); Calibrated: 2018/3/19;
- Sensor-Surface: (Fix Surface)
- Electronics: DAE3 Sn577; Calibrated: 2017/9/25
- Phantom: HAC Test Arch with AMCC; Type: SD HAC P01 BA;
- Measurement SW: DASY52, Version 52.10 (0);SEMCAD X Version 14.6.10 (7417)

E Scan - ER3D: 15 mm from Probe Center to the Device/Hearing Aid Compatibility Test (101x101x1): Interpolated grid: dx=0.5000 mm, dy=0.5000 mm
Device Reference Point: 0, 0, -6.3 mm
Reference Value = 6.367 V/m; Power Drift = 0.01 dB
Applied MIF = -3.15 dB
RF audio interference level = 18.21 dBV/m
Emission category: M4

MIF scaled E-field

Grid 1 **M4** **10.21 dBV/m**	Grid 2 **M4** **10.37 dBV/m**	Grid 3 **M4** **13.22 dBV/m**
Grid 4 **M4** **14.26 dBV/m**	Grid 5 **M4** **12.58 dBV/m**	Grid 6 **M4** **15.31 dBV/m**
Grid 7 **M4** **16.17 dBV/m**	Grid 8 **M4** **17.09 dBV/m**	Grid 9 **M4** **18.21 dBV/m**

Cursor:
Total = 18.21 dBV/m
E Category: M4
Location: -17.5, 25, 8.7 mm

0 dB = 8.14 V/m = 18.21 dBV/m

#41_HAC_E_WLAN5GHz_802.11a 6Mbps_Ch157;Ant 2

Communication System: 802.11a; Frequency: 5785 MHz;Duty Cycle: 1:11.3763
Medium: Air Medium parameters used: $\sigma = 0$ S/m, $\varepsilon_r = 1$; $\rho = 0$ kg/m^3
Ambient Temperature：23.4 ℃

DASY5 Configuration:
- Probe: EF3DV3 - SN4053 (5-6 GHz); ConvF(1, 1, 1); Calibrated: 2018/3/19;
- Sensor-Surface: (Fix Surface)
- Electronics: DAE3 Sn577; Calibrated: 2017/9/25
- Phantom: HAC Test Arch with AMCC; Type: SD HAC P01 BA;
- Measurement SW: DASY52, Version 52.10 (0);SEMCAD X Version 14.6.10 (7417)

E Scan - ER3D: 15 mm from Probe Center to the Device/Hearing Aid Compatibility Test (101x101x1): Interpolated grid: dx=0.5000 mm, dy=0.5000 mm
Device Reference Point: 0, 0, -6.3 mm
Reference Value = 6.037 V/m; Power Drift = -0.06 dB
Applied MIF = -3.15 dB
RF audio interference level = 18.09 dBV/m
Emission category: M4

MIF scaled E-field

Grid 1 **M4** **12.33 dBV/m**	Grid 2 **M4** **10.41 dBV/m**	Grid 3 **M4** **12.72 dBV/m**
Grid 4 **M4** **14.06 dBV/m**	Grid 5 **M4** **14.19 dBV/m**	Grid 6 **M4** **16.33 dBV/m**
Grid 7 **M4** **16.74 dBV/m**	Grid 8 **M4** **17.69 dBV/m**	Grid 9 **M4** **18.09 dBV/m**

Cursor:
Total = 18.09 dBV/m
E Category: M4
Location: -18, 25, 8.7 mm

0 dB = 8.03 V/m = 18.09 dBV/m

#42_HAC_E_WLAN5GHz_802.11a 6Mbps_Ch165;Ant 2

Communication System: 802.11a; Frequency: 5825 MHz;Duty Cycle: 1:11.3763
Medium: Air Medium parameters used: $\sigma = 0$ S/m, $\varepsilon_r = 1$; $\rho = 0$ kg/m^3
Ambient Temperature：23.4 ℃

DASY5 Configuration:
- Probe: EF3DV3 - SN4053 (5-6 GHz); ConvF(1, 1, 1); Calibrated: 2018/3/19;
- Sensor-Surface: (Fix Surface)
- Electronics: DAE3 Sn577; Calibrated: 2017/9/25
- Phantom: HAC Test Arch with AMCC; Type: SD HAC P01 BA;
- Measurement SW: DASY52, Version 52.10 (0);SEMCAD X Version 14.6.10 (7417)

E Scan - ER3D: 15 mm from Probe Center to the Device/Hearing Aid Compatibility Test (101x101x1): Interpolated grid: dx=0.5000 mm, dy=0.5000 mm
Device Reference Point: 0, 0, -6.3 mm
Reference Value = 6.104 V/m; Power Drift = -0.03 dB
Applied MIF = -3.15 dB
RF audio interference level = 18.18 dBV/m
Emission category: M4

MIF scaled E-field

Grid 1 **M4** **14.22 dBV/m**	Grid 2 **M4** **11.12 dBV/m**	Grid 3 **M4** **15.62 dBV/m**
Grid 4 **M4** **17.24 dBV/m**	Grid 5 **M4** **15.06 dBV/m**	Grid 6 **M4** **17.02 dBV/m**
Grid 7 **M4** **18.18 dBV/m**	Grid 8 **M4** **17.68 dBV/m**	Grid 9 **M4** **16.69 dBV/m**

Cursor:
Total = 18.18 dBV/m
E Category: M4
Location: 25, 25, 8.7 mm

0 dB = 8.11 V/m = 18.18 dBV/m