Test Mode :	802.11ax HE20	Test Channel :	11 Full RU

100kHz PSD reference Level	High Channel Plot
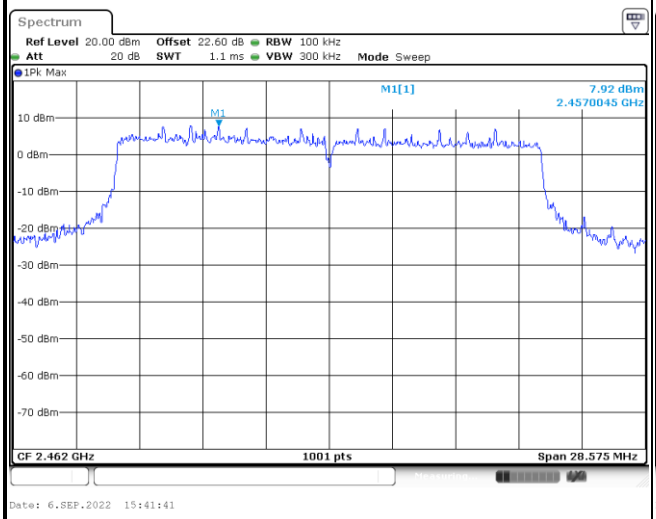	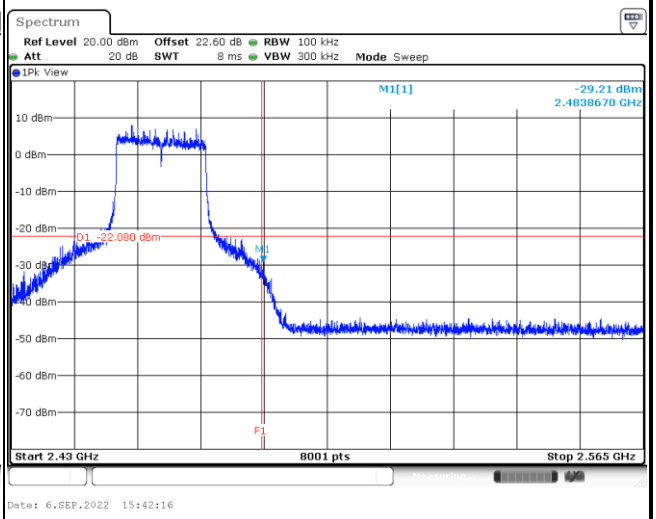
Spurious Emission 30MHz~3GHz	**Spurious Emission 2GHz~25GHz**
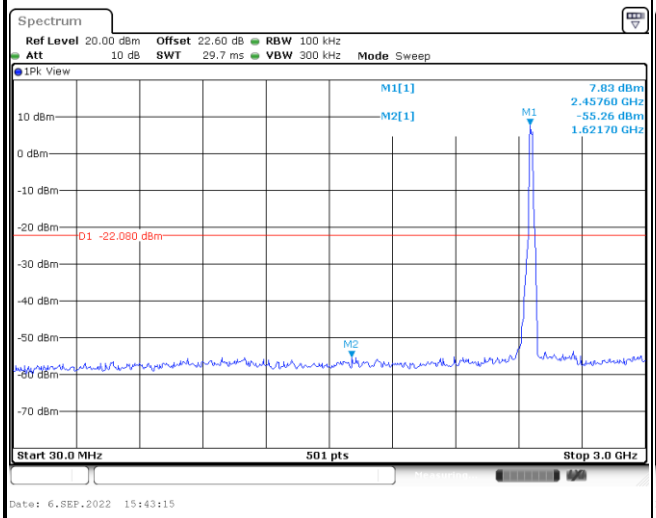	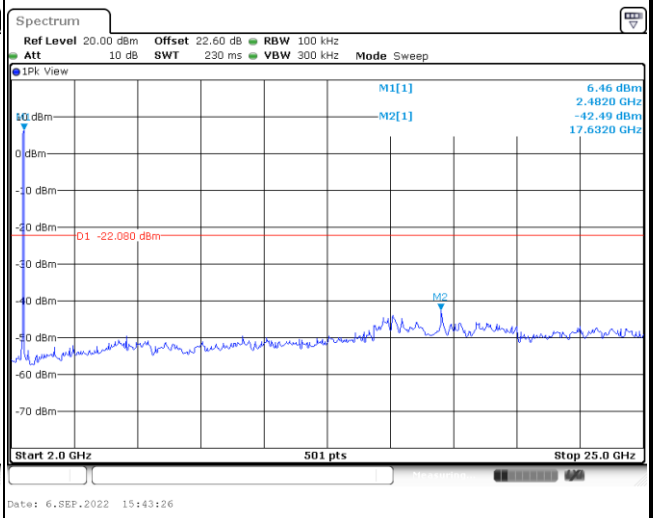

Test Mode :	802.11ax HE40	Test Channel :	03 Full RU

100kHz PSD reference Level	Low Channel Plot
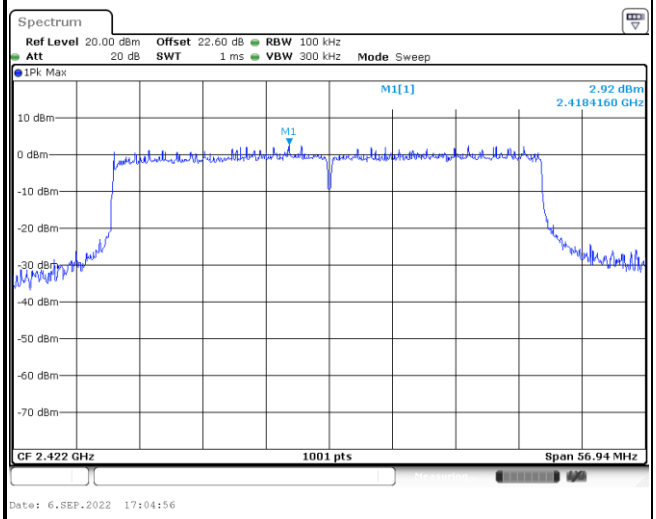	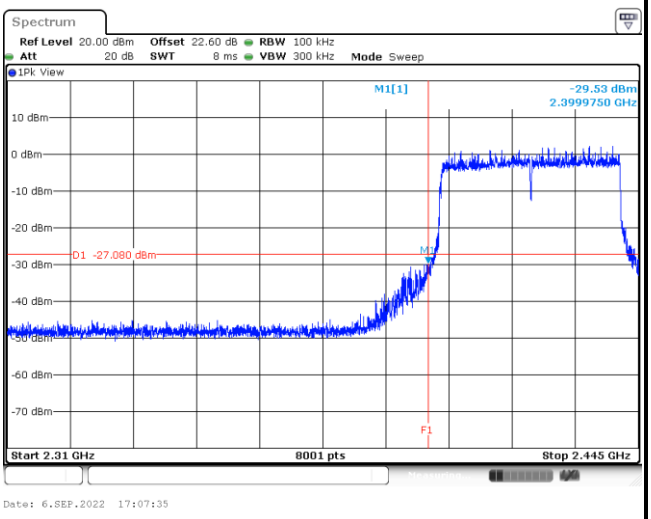
Spurious Emission 30MHz~3GHz	**Spurious Emission 2GHz~25GHz**
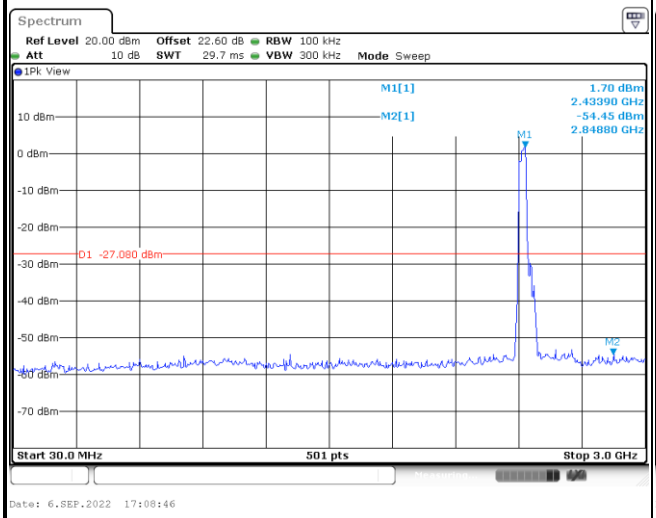	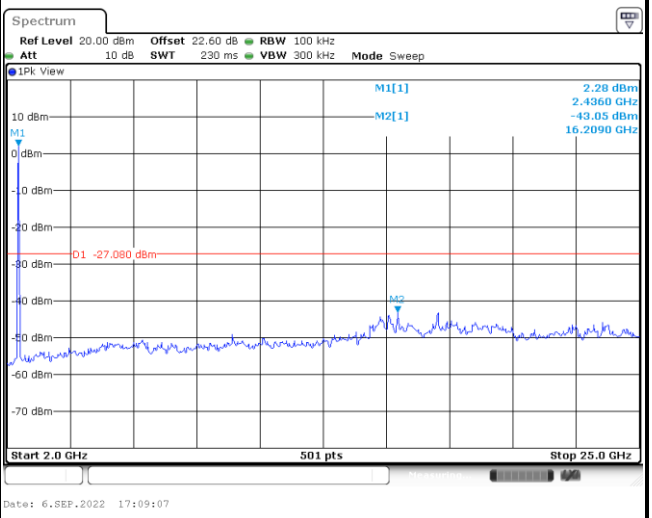

Test Mode :	802.11ax HE40	Test Channel :	06 Full RU

100kHz PSD reference Level	Mid Channel Plot
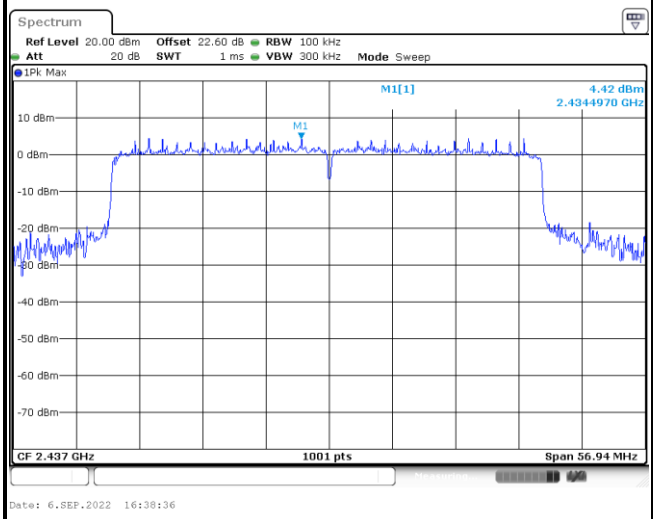	

Spurious Emission 30MHz~3GHz	Spurious Emission 2GHz~25GHz
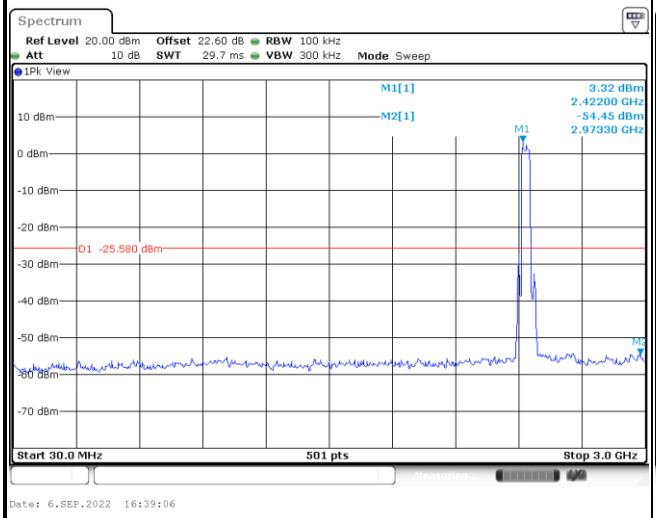	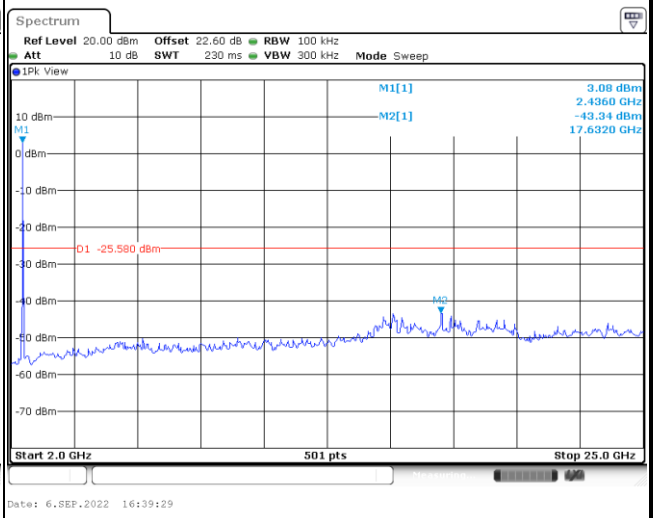

Test Mode :	802.11ax HE40	Test Channel :	09 Full RU

100kHz PSD reference Level	High Channel Plot
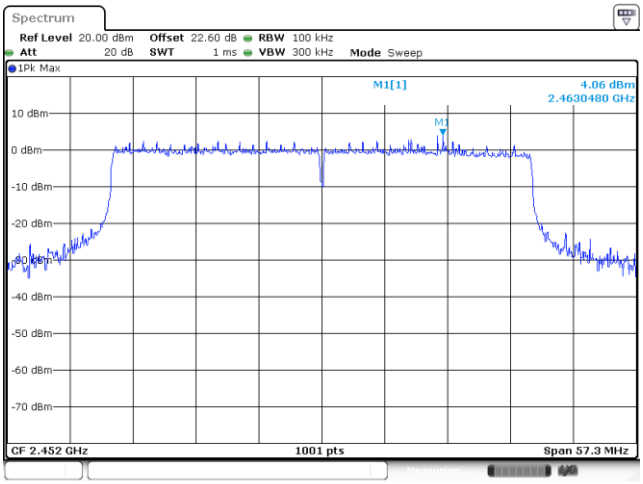	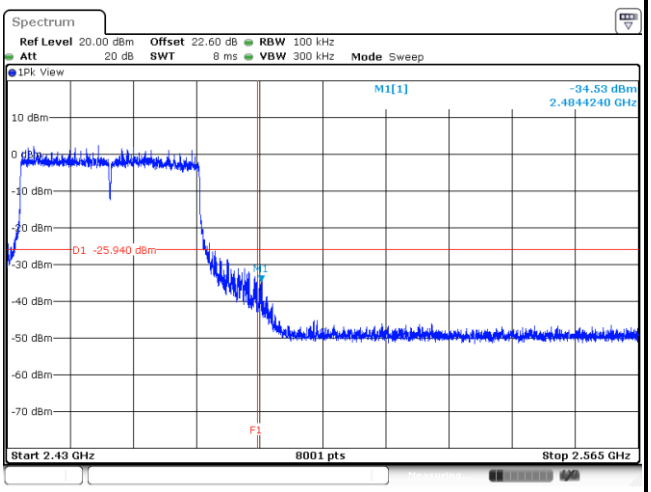
Spurious Emission 30MHz~3GHz	Spurious Emission 2GHz~25GHz
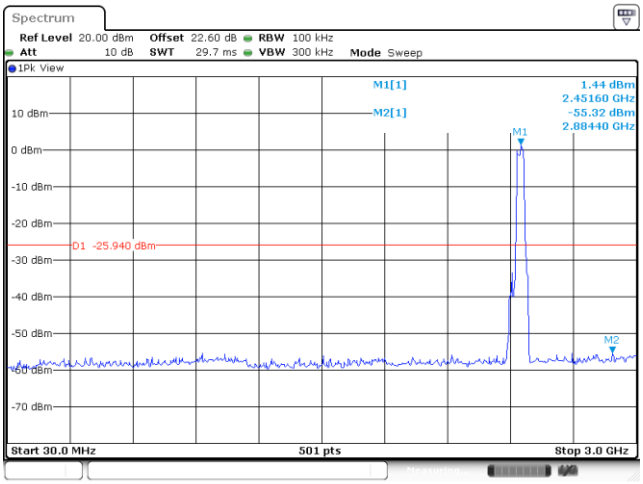	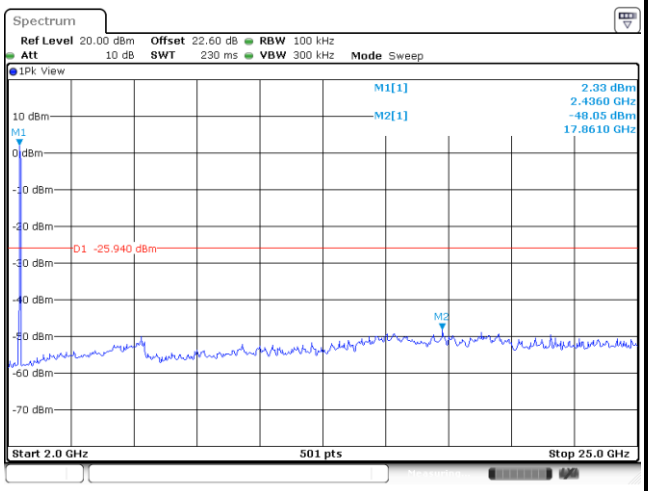

Number of TX = 2, Ant. 8 (Measured)

Test Mode :	802.11ax HE20	Test Channel :	01 Full RU

100kHz PSD reference Level	Low Channel Plot
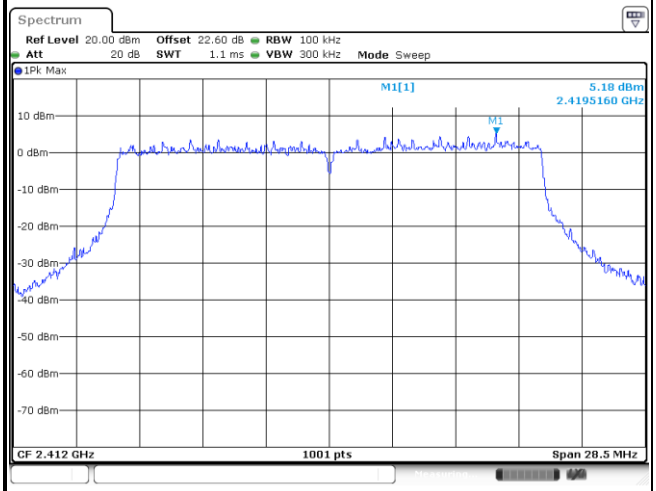	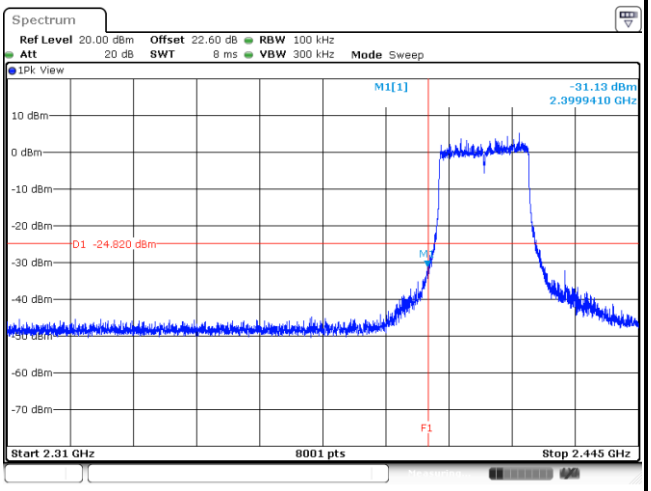
Spurious Emission 30MHz~3GHz	**Spurious Emission 2GHz~25GHz**
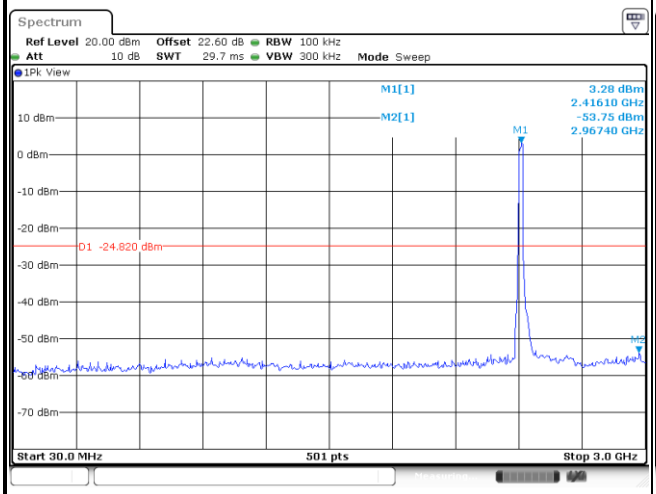	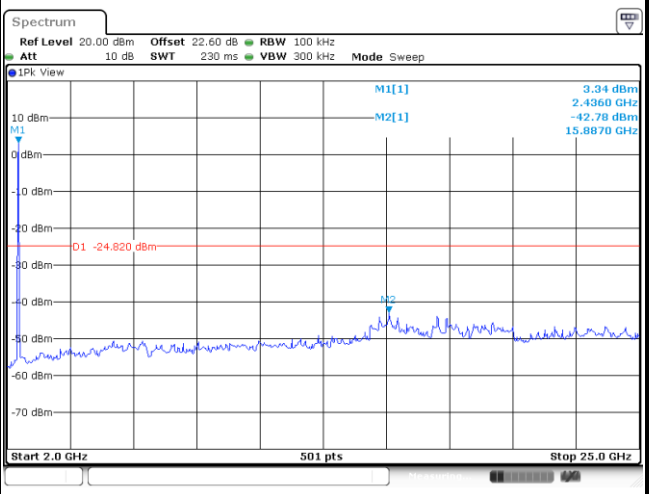

Test Mode :	802.11ax HE20	Test Channel :	06 Full RU

100kHz PSD reference Level	Mid Channel Plot
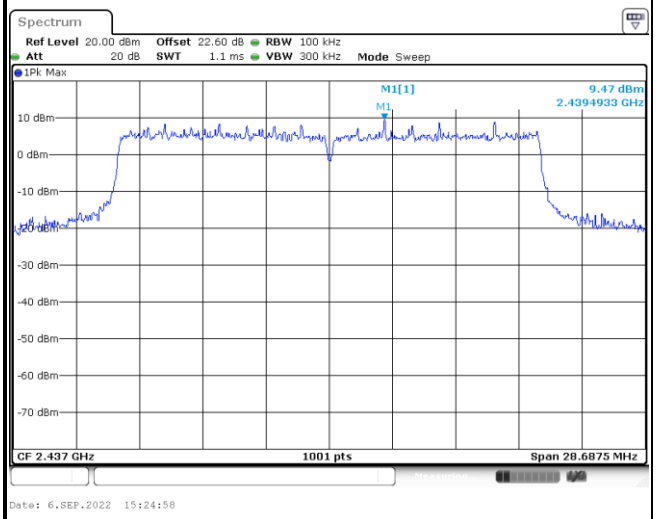	

Spurious Emission 30MHz~3GHz	Spurious Emission 2GHz~25GHz
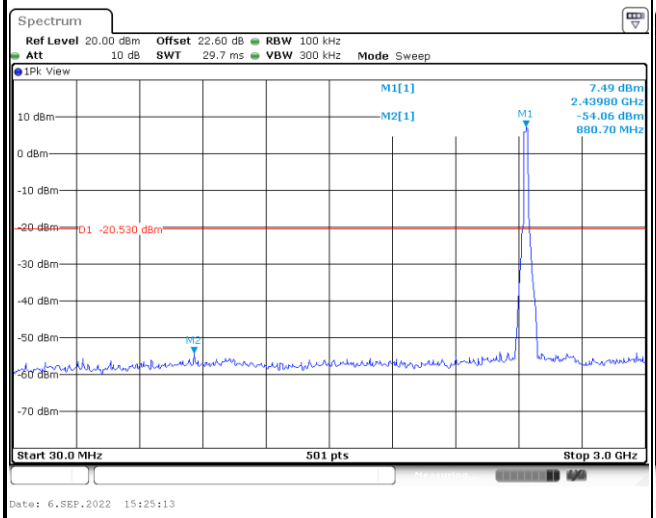	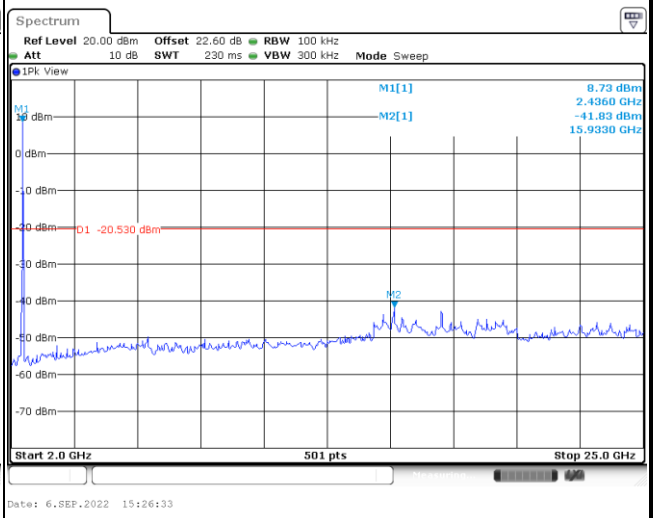

Test Mode :	802.11ax HE20	Test Channel :	11 Full RU

100kHz PSD reference Level	High Channel Plot
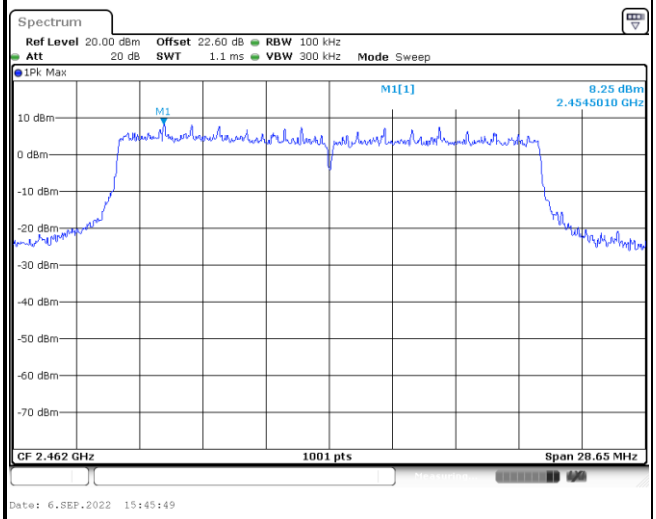	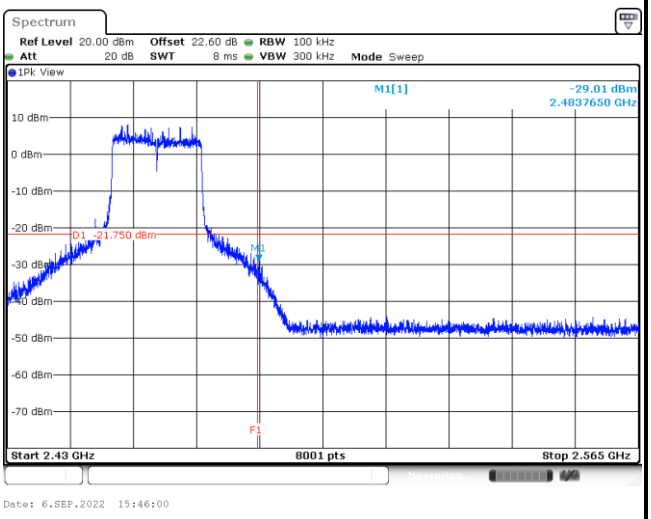
Spurious Emission 30MHz~3GHz	**Spurious Emission 2GHz~25GHz**
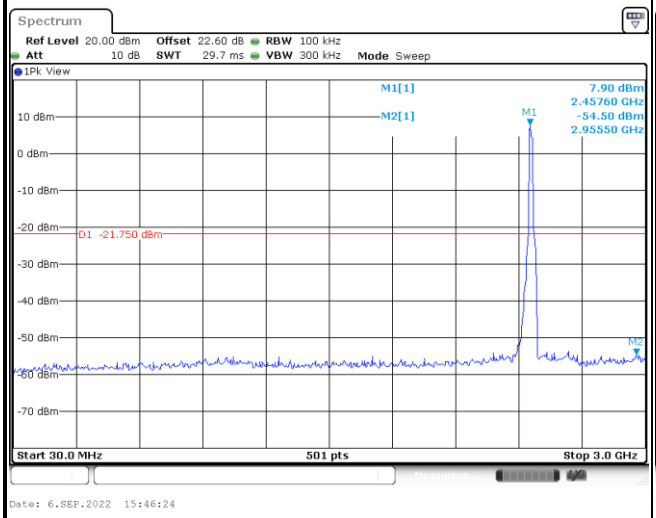	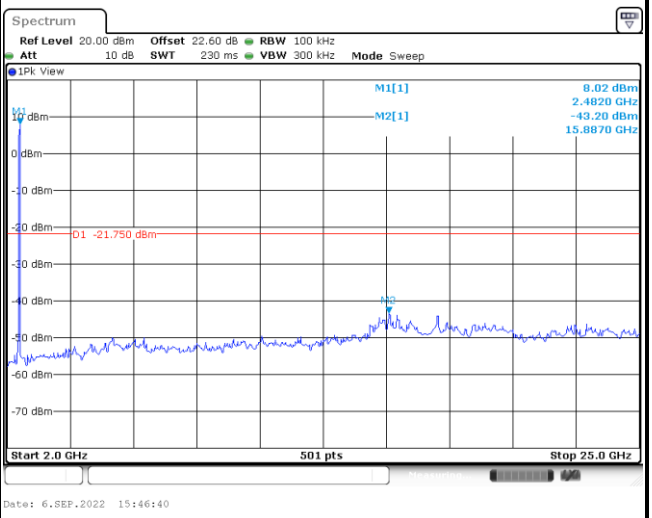

Test Mode :	802.11ax HE40	Test Channel :	03 Full RU

100kHz PSD reference Level	Low Channel Plot
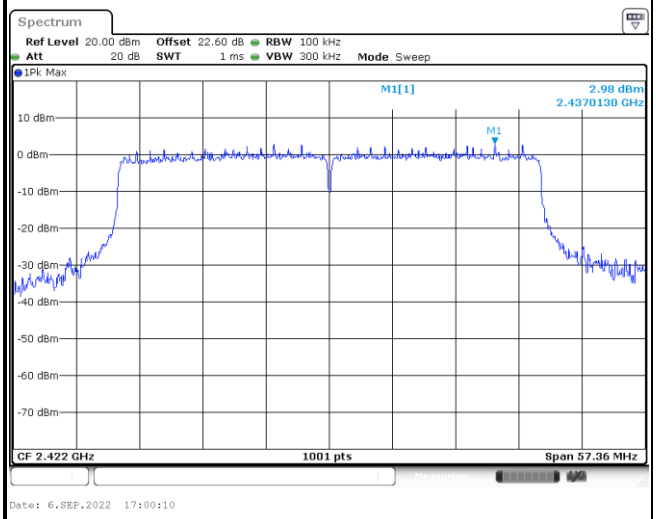	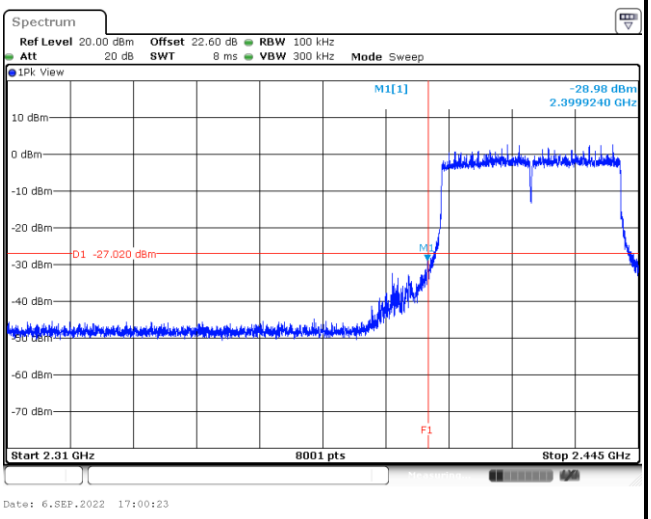
Spurious Emission 30MHz~3GHz	**Spurious Emission 2GHz~25GHz**
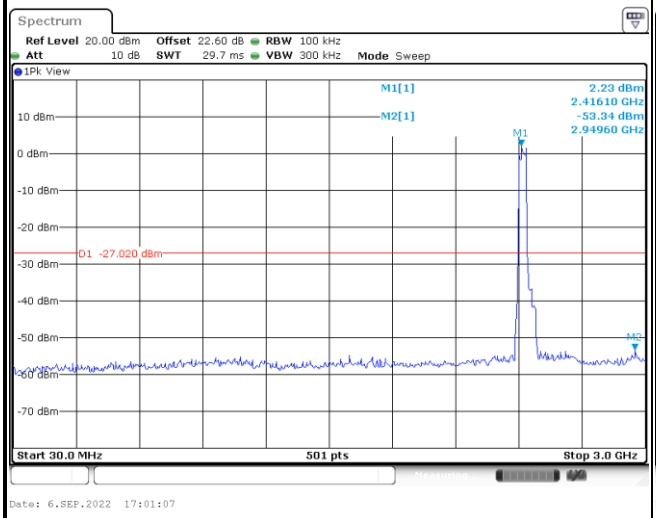	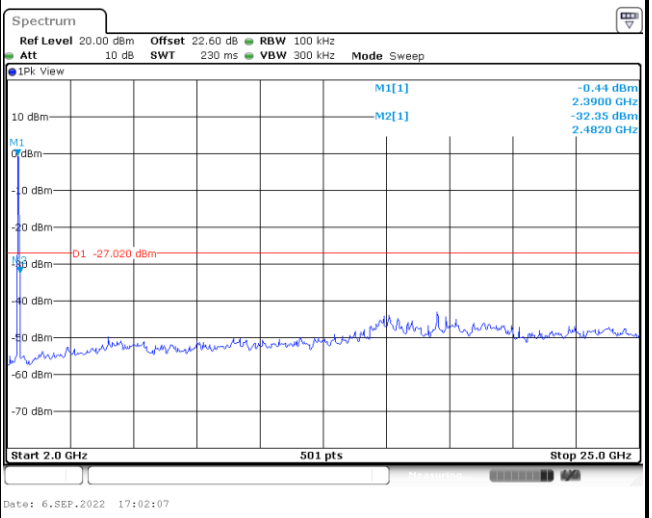

Test Mode :	802.11ax HE40	Test Channel :	06 Full RU

100kHz PSD reference Level	Mid Channel Plot
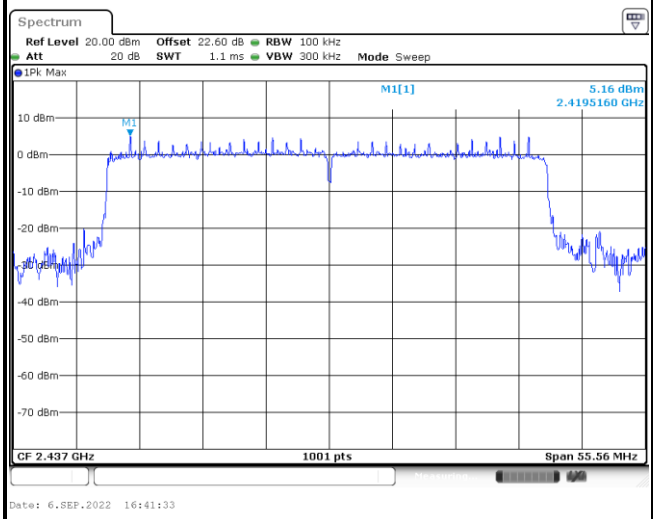	

Spurious Emission 30MHz~3GHz	Spurious Emission 2GHz~25GHz
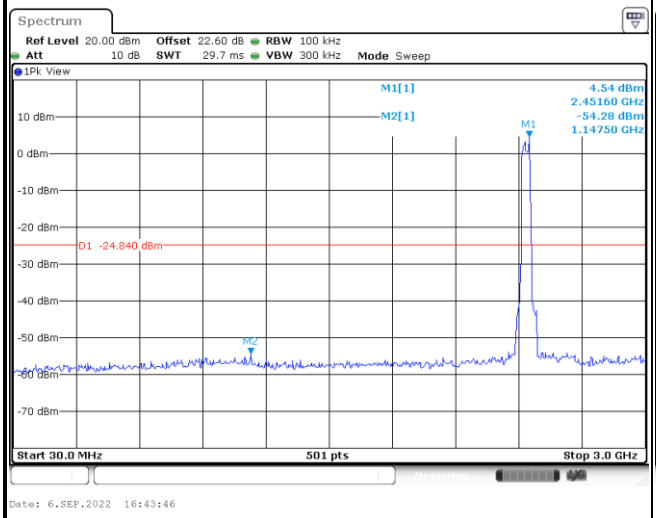	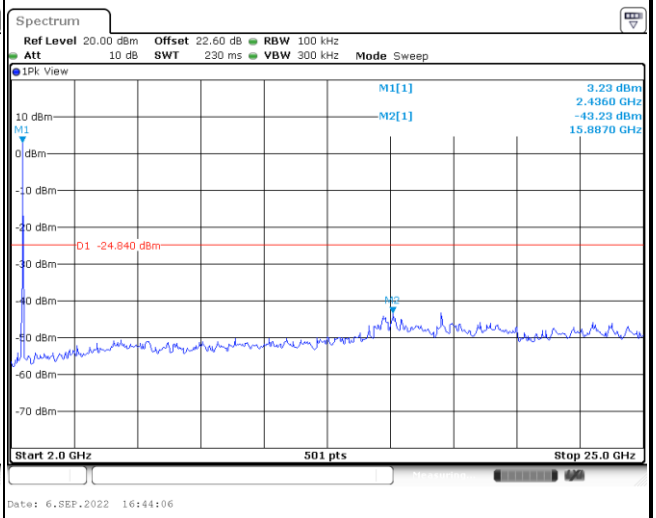

Test Mode :	802.11ax HE40	Test Channel :	09 Full RU

100kHz PSD reference Level	High Channel Plot
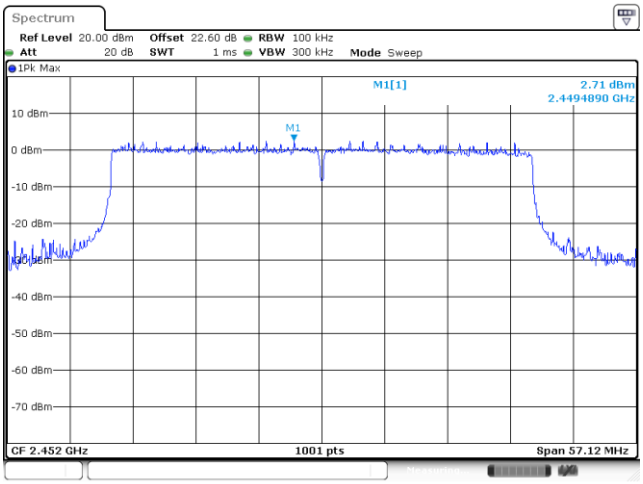	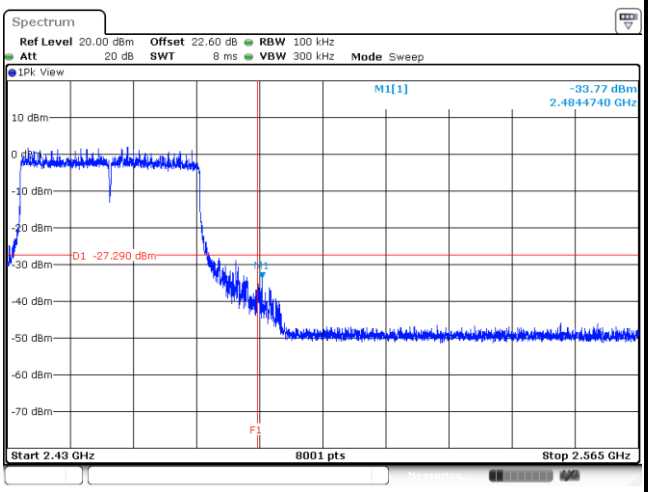
Spurious Emission 30MHz~3GHz	**Spurious Emission 2GHz~25GHz**
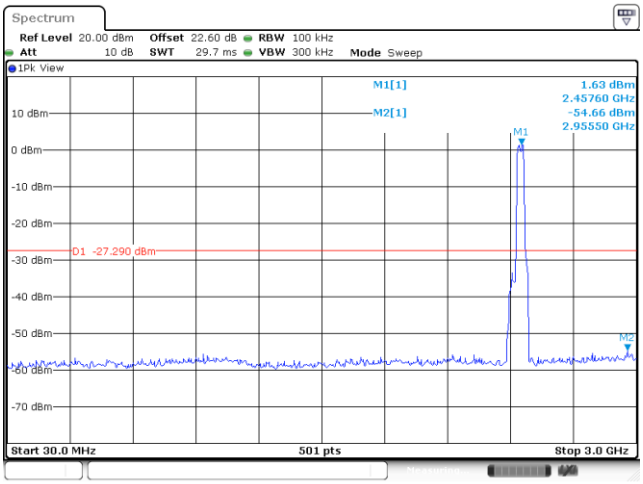	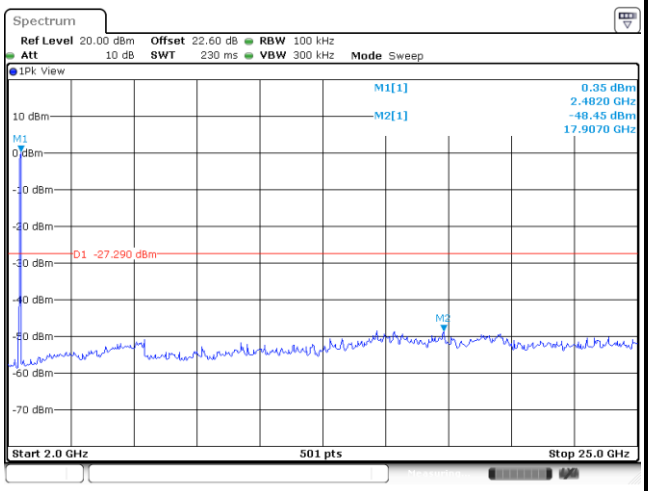

3.5 Radiated Band Edges and Spurious Emission Measurement

3.5.1 Limit of Radiated band edge and Spurious Emission Measurement

In any 100 kHz bandwidth outside the intentional radiator frequency band, all harmonics/spurious must be at least 20 dB below the highest emission level within the authorized band. If the output power of this device is measured by spectrum analyzer, the attenuation under this paragraph shall be 30 dB instead of 20 dB. In addition, radiated emissions which fall in the restricted bands must also comply with the limits as below.

Frequency (MHz)	Field Strength (microvolts/meter)	Measurement Distance (meters)
0.009 – 0.490	2400/F(kHz)	300
0.490 – 1.705	24000/F(kHz)	30
1.705 – 30.0	30	30
30 – 88	100	3
88 – 216	150	3
216 - 960	200	3
Above 960	500	3

3.5.2 Measuring Instruments

Please refer to the measuring equipment list in this test report.

3.5.3 Test Procedures

1. The testing follows the ANSI C63.10 Section 11.12.1 Radiated emission measurements
2. The EUT is arranged to its worst case and then tune the antenna tower (from 1 m to 4 m) and turntable (from 0 degree to 360 degrees) to find the maximum reading. A pre-amp and a high pass filter are used for the test in order to get better signal level.
3. The EUT is placed on a turntable with 0.8 meter for frequency below 1 GHz and 1.5 meter for frequency above 1 GHz respectively above ground.
4. The EUT is set 3 meters away from the receiving antenna, which is mounted on the top of a variable height antenna tower.
5. Corrected Reading: Antenna Factor + Cable Loss + Read Level - Preamp Factor = Level
6. Radiated testing below 1 GHz is performed by adjusting the antenna tower from 1 m to 4 m and by rotating the turn table from 0 degree to 360 degrees to find the peak maximum hold reading. When there is no suspected emission found and the emission level is with at least 6 dB margin against QP limit line, the position is marked as "-".
7. Radiated testing above 1 GHz is performed by adjusting the antenna tower from 1 m to 4 m and by rotating the turn table from 0 degree to 360 degrees to find the peak maximum hold reading for scanning all frequencies. When there is no suspected emission found and the harmonic emission level is with at least 6 dB margin against average limit line, the position is marked as "-".
8. Use the following spectrum analyzer settings:
   (1) Span shall wide enough to fully capture the emission being measured;
   (2) Set RBW=100 kHz for f < 1 GHz; VBW ≥ RBW; Sweep = auto; Detector function = peak; Trace = max hold;
   (3) Set RBW = 1 MHz, VBW = 3 MHz for f ≥ 1 GHz for peak measurement.
   For average measurement:
   - VBW = 10 Hz, when duty cycle is no less than 98 percent.
   - VBW ≥ 1/T, when duty cycle is less than 98 percent where T is the minimum transmission duration over which the transmitter is on and is transmitting at its maximum power control level for the tested mode of operation.

3.5.4 Test Setup

For radiated emissions below 30MHz

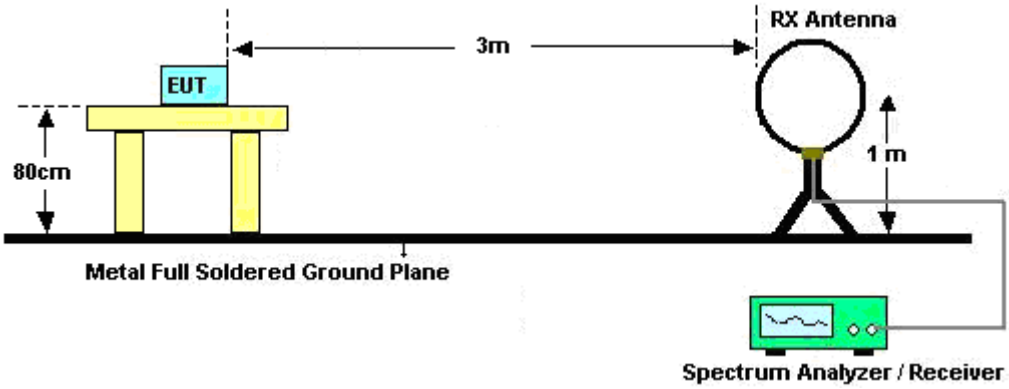

For radiated emissions from 30MHz to 1GHz

<CDD Mode>

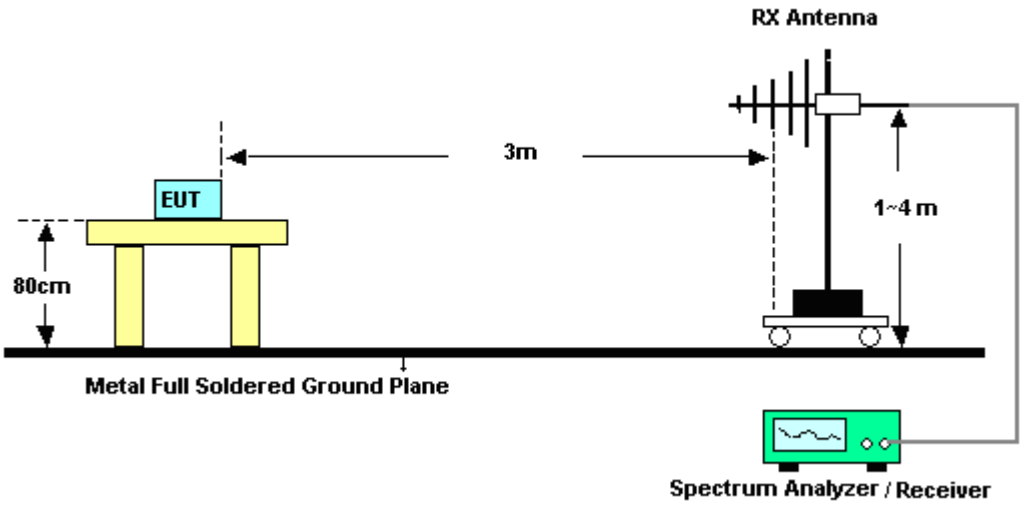

<TXBF Modes>

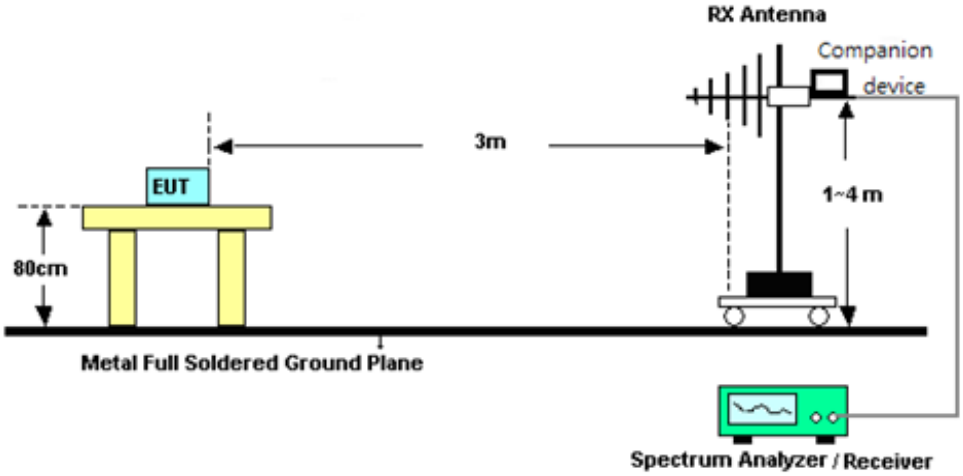

For radiated test from 1GHz to 18GHz

<CDD Mode>

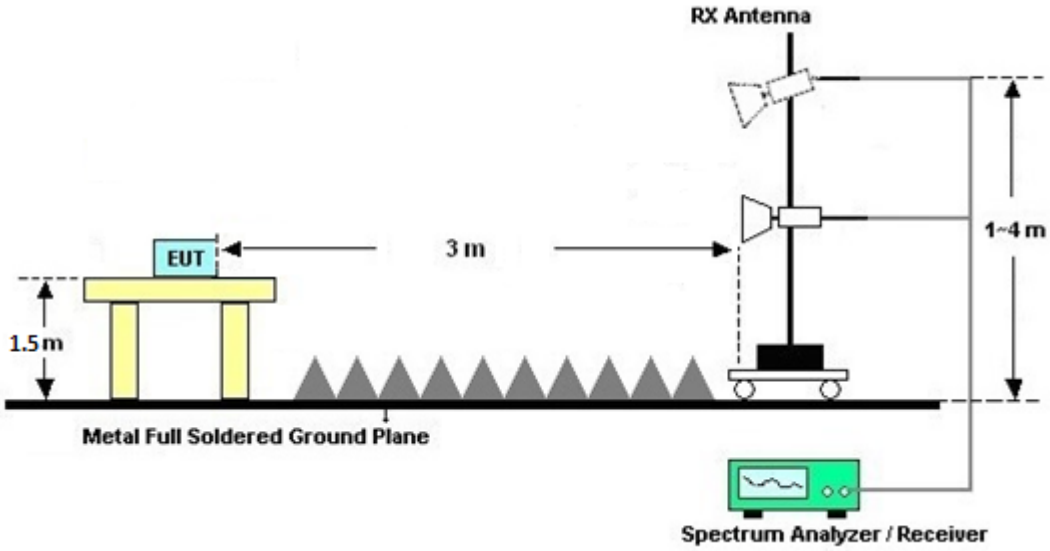

<TXBF Modes>

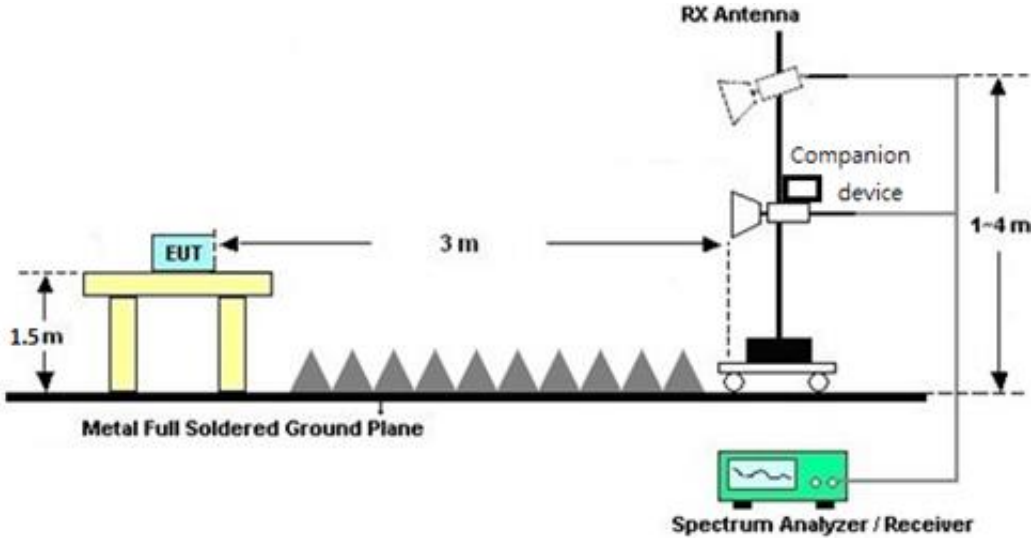

For radiated test above 18GHz

<CDD Mode>

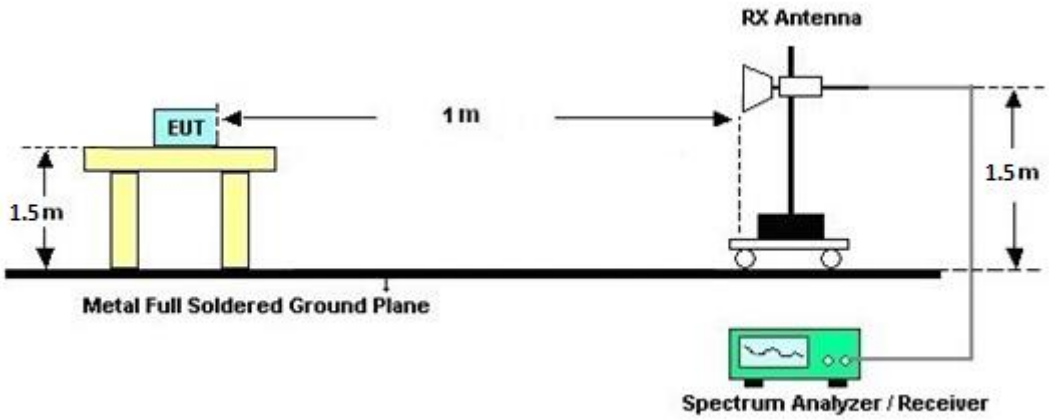

<TXBF Modes>

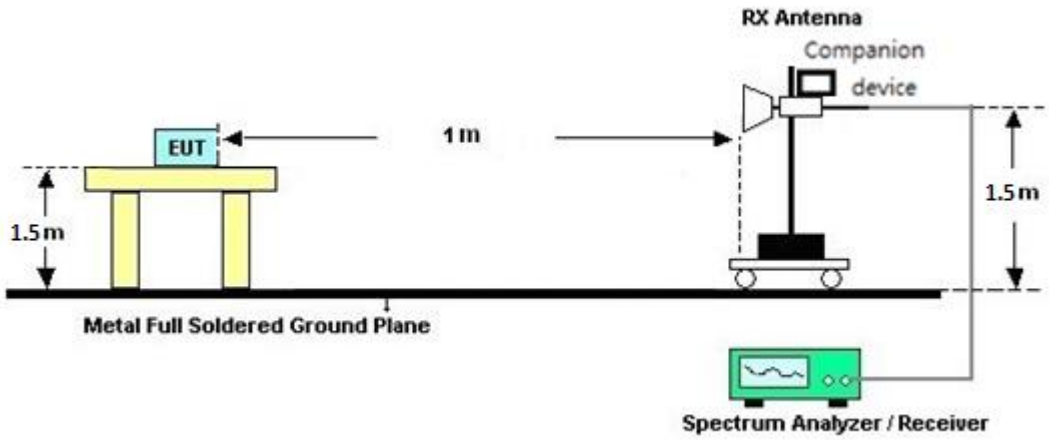

3.5.5 Test Results of Radiated Spurious Emissions (9 kHz ~ 30 MHz)

The low frequency, which starts from 9 kHz to 30 MHz, is pre-scanned and the result which is 20 dB lower than the limit line is not reported.

There is adequate comparison measurement of both open-field test site and alternative test site - semi-Anechoic chamber according to 414788 D01 Radiated Test Site v01r01, and the result comes out very similar.

3.5.6 Test Result of Radiated Spurious at Band Edges

Please refer to Appendix C and D.

3.5.7 Duty Cycle

Please refer to Appendix E.

3.5.8 Test Result of Radiated Spurious Emission (30 MHz ~ 10th Harmonic)

Please refer to Appendix C and D.

3.6 AC Conducted Emission Measurement

3.6.1 Limit of AC Conducted Emission

For equipment that is designed to be connected to the public utility (AC) power line, the radio frequency voltage that is conducted back onto the AC power line on any frequency or frequencies within the band 150 kHz to 30 MHz shall not exceed the limits in the following table.

Frequency of Emission (MHz)	Conducted Limit (dBµV)	
	Quasi-Peak	Average
0.15-0.5	66 to 56*	56 to 46*
0.5-5	56	46
5-30	60	50

*Decreases with the logarithm of the frequency.

3.6.2 Measuring Instruments

Please refer to the measuring equipment list in this test report.

3.6.3 Test Procedures

1. The EUT is placed 0.4 meter away from the conducting wall of the shielding room, and is kept at least 80 centimeters from any other grounded conducting surface.
2. Connect EUT to the power mains through a line impedance stabilization network (LISN).
3. All the support units are connecting to the other LISN.
4. The LISN provides 50 ohm coupling impedance for the measuring instrument.
5. The FCC states that a 50 ohm, 50 microhenry LISN shall be used.
6. Both Line and Neutral shall be tested in order to find out the maximum conducted emission.
7. The frequency range from 150 kHz to 30 MHz is scanned.
8. Set the test-receiver system to Peak Detect Function and specified bandwidth (IF bandwidth = 9 kHz) with Maximum Hold Mode.

3.6.4 Test Setup

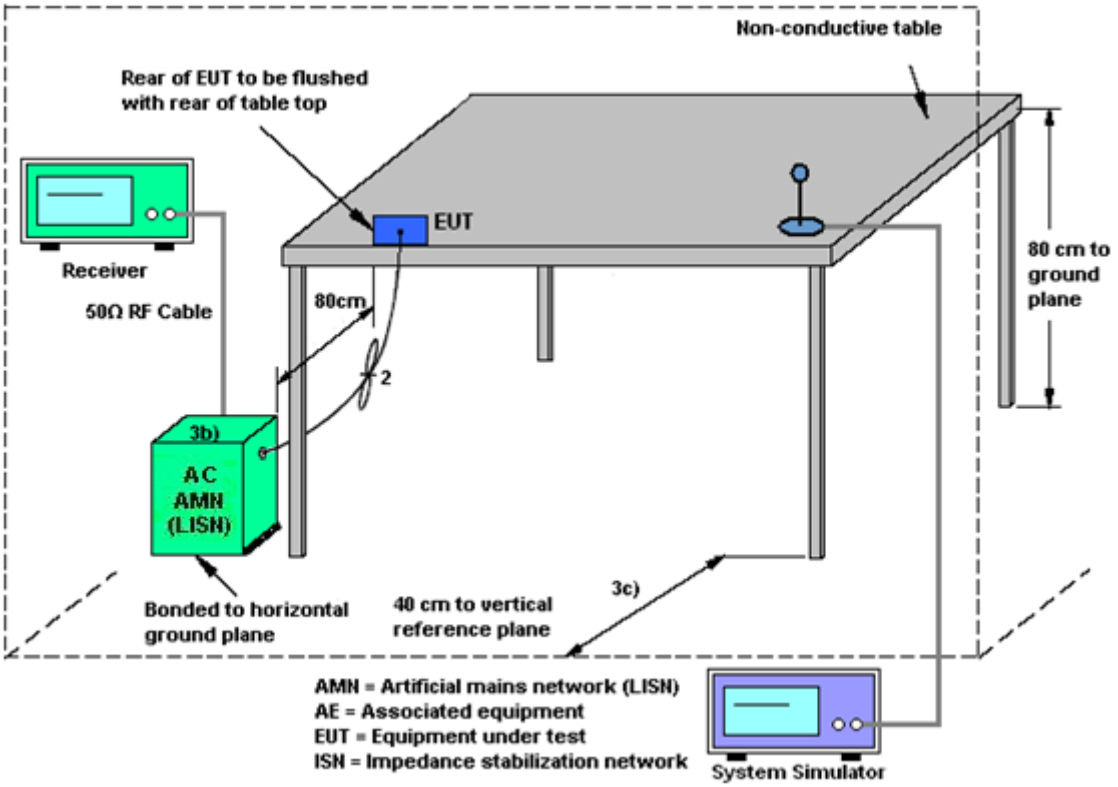

3.6.5 Test Result of AC Conducted Emission

Please refer to Appendix B.

3.7 Antenna Requirements

3.7.1 Standard Applicable

The use of a permanently attached antenna or of an antenna that uses a unique coupling to the intentional radiator shall be considered sufficient to comply with the rule.

3.7.2 Antenna Anti-Replacement Construction

An embedded-in antenna design is used.

4 List of Measuring Equipment

Instrument	Brand Name	Model No.	Serial No.	Characteristics	Calibration Date	Test Date	Due Date	Remark
Loop Antenna	Rohde & Schwarz	HFH2-Z2	100488	9 kHz~30 MHz	May 13, 2022	Aug. 10, 2022~ Sep. 07, 2022	May 12, 2023	Radiation (03CH16-HY)
Preamplifier	EMEC	EM18G40G	060715	18GHz~40GHz	Dec. 24, 2021	Aug. 10, 2022~ Sep. 07, 2022	Dec. 23, 2022	Radiation (03CH16-HY)
SHF-EHF Horn Antenna	SCHWARZBECK	BBHA9170	00993	18GHz-40GHz	Nov. 30, 2021	Aug. 10, 2022~ Sep. 07, 2022	Nov. 29, 2022	Radiation (03CH16-HY)
Amplifier	SONOMA	310N	371607	9kHz~1GHz	Jul. 04, 2022	Aug. 10, 2022~ Sep. 07, 2022	Jul. 03, 2023	Radiation (03CH16-HY)
Bilog Antenna	TESEQ	CBL 6111D & 00802N1D01N-06	47020 & 06	30MHz~1GHz	Oct. 09, 2021	Aug. 10, 2022~ Sep. 07, 2022	Oct. 08, 2022	Radiation (03CH16-HY)
EMI Test Receiver	Keysight	N9038A(MXE)	MY57290111	3Hz~26.5GHz	Dec. 15, 2021	Aug. 10, 2022~ Sep. 07, 2022	Dec. 14, 2022	Radiation (03CH16-HY)
Horn Antenna	SCHWARZBECK	BBHA 9120 D	9120D-1522	1GHz~18GHz	Mar. 10, 2022	Aug. 10, 2022~ Sep. 07, 2022	Mar. 09, 2023	Radiation (03CH16-HY)
Preamplifier	Keysight	83017A	MY53270264	1GHz~26.5GHz	Dec. 09, 2021	Aug. 10, 2022~ Sep. 07, 2022	Dec. 08, 2022	Radiation (03CH16-HY)
Preamplifier	EMEC	EM1G18G	060812	1GHz~18GHz	Dec. 27, 2021	Aug. 10, 2022~ Sep. 07, 2022	Dec. 26, 2022	Radiation (03CH16-HY)
RF Cable	HUBER + SUHNER	SUCOFLEX 104	805935/4	N/A	Aug. 09, 2022	Aug. 10, 2022~ Sep. 07, 2022	Aug. 08, 2023	Radiation (03CH16-HY)
RF Cable	HUBER + SUHNER	SUCOFLEX 104	802434/4	N/A	Aug. 09, 2022	Aug. 10, 2022~ Sep. 07, 2022	Aug. 08, 2023	Radiation (03CH16-HY)
RF Cable	HUBER + SUHNER	SUCOFLEX 102	EC-A5-300-5757	N/A	Aug. 09, 2022	Aug. 10, 2022~ Sep. 07, 2022	Aug. 08, 2023	Radiation (03CH16-HY)
Software	Audix	E3 6.2009-8-24	RK-001136	N/A	N/A	Aug. 10, 2022~ Sep. 07, 2022	N/A	Radiation (03CH16-HY)
Controller	ChainTek	3000-1	N/A	Control Turn table & Ant Mast	N/A	Aug. 10, 2022~ Sep. 07, 2022	N/A	Radiation (03CH16-HY)
Antenna Mast	ChainTek	MBS-520-1	N/A	1m~4m	N/A	Aug. 10, 2022~ Sep. 07, 2022	N/A	Radiation (03CH16-HY)
Turn Table	ChainTek	T-200-S-1	N/A	0~360 Degree	N/A	Aug. 10, 2022~ Sep. 07, 2022	N/A	Radiation (03CH16-HY)

Instrument	Brand Name	Model No.	Serial No.	Characteristics	Calibration Date	Test Date	Due Date	Remark
AC Power Source	ChainTek	APC-1000W	N/A	N/A	N/A	Aug. 15, 2022	N/A	Conduction (CO05-HY)
EMI Test Receiver	Rohde & Schwarz	ESR3	102388	9kHz~3.6GHz	Dec. 01, 2021	Aug. 15, 2022	Nov. 30, 2022	Conduction (CO05-HY)
Hygrometer	Testo	608-H1	34913912	N/A	Nov. 17, 2021	Aug. 15, 2022	Nov. 16, 2022	Conduction (CO05-HY)
LISN	Rohde & Schwarz	ENV216	100080	9kHz~30MHz	Dec. 03, 2021	Aug. 15, 2022	Dec. 02, 2022	Conduction (CO05-HY)
Software	Rohde & Schwarz	EMC32	N/A	N/A	N/A	Aug. 15, 2022	N/A	Conduction (CO05-HY)
Pulse Limiter	SCHWARZBECK	VTSD 9561-F N	00691	N/A	Aug. 01, 2022	Aug. 15, 2022	Jul. 31, 2023	Conduction (CO05-HY)
LISN Cable	MVE	RG-400	260260	N/A	Dec. 30, 2021	Aug. 15, 2022	Dec. 29, 2022	Conduction (CO05-HY)
Hygrometer	TECPEL	DTM-303A	TP201996	N/A	Nov. 16. 2021	Aug. 08, 2022~ Oct. 11, 2022	Nov. 15. 2022	Conducted (TH05-HY)
Power Sensor	DARE	RPR3006W	15I00041SNO10 (NO:248)	10MHz~6GHz	Dec. 29, 2021	Aug. 08, 2022~ Oct. 11, 2022	Dec. 28, 2022	Conducted (TH05-HY)
Signal Analyzer	Rohde & Schwarz	FSV40	101905	10Hz - 40GHz	Aug. 03, 2022	Aug. 08, 2022~ Oct. 11, 2022	Aug. 02, 2023	Conducted (TH05-HY)

5 Uncertainty of Evaluation

Uncertainty of Conducted Emission Measurement (150kHz ~ 30MHz)

Measuring Uncertainty for a Level of Confidence of 95% (U = 2Uc(y))	3.1 dB

Uncertainty of Radiated Emission Measurement (30 MHz ~ 1000 MHz)

Measuring Uncertainty for a Level of Confidence of 95% (U = 2Uc(y))	5.8 dB

Uncertainty of Radiated Emission Measurement (1000 MHz ~ 18000 MHz)

Measuring Uncertainty for a Level of Confidence of 95% (U = 2Uc(y))	5.2 dB

Uncertainty of Radiated Emission Measurement (18000 MHz ~ 40000 MHz)

Measuring Uncertainty for a Level of Confidence of 95% (U = 2Uc(y))	5.8 dB

<CDD Mode>

Appendix A. Test Result of Conducted Test Items

Test Engineer:	Ching Chen	Temperature:	21~25	°C
Test Date:	2022/08/08-2022/10/11	Relative Humidity:	51~54	%

Report Number : FR271554C

TEST RESULTS DATA
6dB and 99% Occupied Bandwidth

2.4GHz Band MIMO										
Mod.	Data Rate	NTx	CH.	Freq. (MHz)	99% Occupied BW (MHz)		6dB BW (MHz)		6dB BW Limit (MHz)	Pass/Fail
					Ant9	Ant8	Ant9	Ant8		
11b	1Mbps	2	1	2412	13.74	13.69	8.08	7.64	0.50	Pass
11b	1Mbps	2	6	2437	14.29	14.04	8.60	8.10	0.50	Pass
11b	1Mbps	2	11	2462	14.04	14.04	8.10	8.10	0.50	Pass
11g	6Mbps	2	1	2412	17.23	17.18	16.00	15.98	0.50	Pass
11g	6Mbps	2	6	2437	18.33	18.83	16.36	16.34	0.50	Pass
11g	6Mbps	2	11	2462	17.28	17.18	16.38	16.38	0.50	Pass

Report Number : FR271554C

TEST RESULTS DATA
Average Output Power

2.4GHz Band MIMO																
Mod.	Data Rate	NTx	CH.	Freq. (MHz)	Average Conducted Power (dBm)			Conducted Power Limit (dBm)		DG (dBi)		EIRP Power (dBm)		EIRP Power Limit (dBm)		Pass /Fail
					Ant9	Ant8	SUM	Ant9	Ant8	Ant9	Ant8	Ant9	Ant8	Ant9	Ant8	
11b	1Mbps	2	1	2412	20.50	20.20	23.36	30.00		1.65		25.01		36.00		Pass
11b	1Mbps	2	6	2437	20.00	19.90	22.96	30.00		1.65		24.61		36.00		Pass
11b	1Mbps	2	11	2462	20.00	20.00	23.01	30.00		1.65		24.66		36.00		Pass
11g	6Mbps	2	1	2412	17.90	17.80	20.86	30.00		1.65		22.51		36.00		Pass
11g	6Mbps	2	6	2437	18.90	19.10	22.01	30.00		1.65		23.66		36.00		Pass
11g	6Mbps	2	11	2462	16.90	16.60	19.76	30.00		1.65		21.41		36.00		Pass
HT20	MCS0	2	1	2412	17.60	17.50	20.56	30.00		1.65		22.21		36.00		Pass
HT20	MCS0	2	6	2437	18.00	18.10	21.06	30.00		1.65		22.71		36.00		Pass
HT20	MCS0	2	11	2462	16.10	16.10	19.11	30.00		1.65		20.76		36.00		Pass
HT40	MCS0	2	3	2422	18.00	18.10	21.06	30.00		1.65		22.71		36.00		Pass
HT40	MCS0	2	6	2437	17.50	17.60	20.56	30.00		1.65		22.21		36.00		Pass
HT40	MCS0	2	9	2452	17.50	17.30	20.41	30.00		1.65		22.06		36.00		Pass
VHT20	MCS0	2	1	2412	17.60	17.50	20.56	30.00		1.65		22.21		36.00		Pass
VHT20	MCS0	2	6	2437	18.40	18.50	21.46	30.00		1.65		23.11		36.00		Pass
VHT20	MCS0	2	11	2462	16.10	16.10	19.11	30.00		1.65		20.76		36.00		Pass
VHT40	MCS0	2	3	2422	18.00	18.10	21.06	30.00		1.65		22.71		36.00		Pass
VHT40	MCS0	2	6	2437	17.50	17.60	20.56	30.00		1.65		22.21		36.00		Pass
VHT40	MCS0	2	9	2452	17.50	17.30	20.41	30.00		1.65		22.06		36.00		Pass

Note: Measured power (dBm) has offset with cable loss.

Report Number : FR271554C

TEST RESULTS DATA
Peak Power Spectral Density

2.4GHz Band MIMO												
Mod.	Data Rate	NTx	CH.	Freq. (MHz)	Peak PSD (dBm/3kHz)			DG (dBi)		Peak PSD Limit (dBm/3kHz)		Pass/Fail
					Ant9	Ant8	Worse + 3.01	Ant9	Ant8	Ant9	Ant8	
11b	1Mbps	2	1	2412	-1.33	-1.61	1.68	3.61		8.00		Pass
11b	1Mbps	2	6	2437	-1.50	-1.71	1.51	3.61		8.00		Pass
11b	1Mbps	2	11	2462	-2.52	-2.84	0.49	3.61		8.00		Pass
11g	6Mbps	2	1	2412	-8.21	-8.73	-5.20	3.61		8.00		Pass
11g	6Mbps	2	6	2437	-7.91	-7.59	-4.58	3.61		8.00		Pass
11g	6Mbps	2	11	2462	-9.62	-9.27	-6.26	3.61		8.00		Pass

Measured power density (dBm) has offset with cable loss.

Report Number : FR271554C

TEST RESULTS DATA
6dB and 99% Occupied Bandwidth

2.4GHz Band MIMO											
Mod.	Data Rate	NTx	CH.	Freq. (MHz)	RU Config.	99% Occupied BW (MHz)		6dB BW (MHz)		6dB BW Limit (MHz)	Pass/Fail
						Ant9	Ant8	Ant9	Ant8		
HE20	MCS0	2	1	2412	Full	19.43	19.38	18.65	18.53	0.50	Pass
HE20	MCS0	2	6	2437	Full	19.78	19.78	18.80	18.98	0.50	Pass
HE20	MCS0	2	11	2462	Full	19.38	19.33	18.35	18.88	0.50	Pass
HE40	MCS0	2	3	2422	Full	38.06	37.96	37.20	37.84	0.50	Pass
HE40	MCS0	2	6	2437	Full	38.16	38.06	37.88	38.00	0.50	Pass
HE40	MCS0	2	9	2452	Full	37.86	37.96	37.00	36.92	0.50	Pass

Report Number : FR271554C

TEST RESULTS DATA
Average Output Power

2.4GHz Band MIMO																		
Mod.	Data Rate	NTx	CH.	Freq. (MHz)	RU Config.	Average Conducted Power (dBm)			Conducted Power Limit (dBm)		DG (dBi)		EIRP Power (dBm)		EIRP Power Limit (dBm)		Pass /Fail
						Ant9	Ant8	SUM	Ant9	Ant8	Ant9	Ant8	Ant9	Ant8	Ant9	Ant8	
HE20	MCS0	2	1	2412	Full	17.70	17.60	20.66	30.00		1.65		22.31		36.00		Pass
HE20	MCS0	2	1	2412	26/0	8.40	7.80	11.12	30.00		1.65		12.77		36.00		Pass
HE20	MCS0	2	1	2412	52/37	10.40	10.00	13.21	30.00		1.65		14.86		36.00		Pass
HE20	MCS0	2	1	2412	106/53	13.30	13.20	16.26	30.00		1.65		17.91		36.00		Pass
HE20	MCS0	2	6	2437	Full	18.50	18.60	21.56	30.00		1.65		23.21		36.00		Pass
HE20	MCS0	2	6	2437	26/4	9.60	9.60	12.61	30.00		1.65		14.26		36.00		Pass
HE20	MCS0	2	6	2437	52/38	11.10	11.80	14.47	30.00		1.65		16.12		36.00		Pass
HE20	MCS0	2	6	2437	106/53	14.70	14.60	17.66	30.00		1.65		19.31		36.00		Pass
HE20	MCS0	2	11	2462	Full	16.20	16.20	19.21	30.00		1.65		20.86		36.00		Pass
HE20	MCS0	2	11	2462	26/8	7.40	7.40	10.41	30.00		1.65		12.06		36.00		Pass
HE20	MCS0	2	11	2462	52/40	9.60	9.80	12.71	30.00		1.65		14.36		36.00		Pass
HE20	MCS0	2	11	2462	106/54	12.40	12.60	15.51	30.00		1.65		17.16		36.00		Pass
HE40	MCS0	2	3	2422	Full	18.10	18.20	21.16	30.00		1.65		22.81		36.00		Pass
HE40	MCS0	2	3	2422	242/61	15.80	16.00	18.91	30.00		1.65		20.56		36.00		Pass
HE40	MCS0	2	6	2437	Full	17.60	17.70	20.66	30.00		1.65		22.31		36.00		Pass
HE40	MCS0	2	6	2437	242/61	15.30	15.30	18.31	30.00		1.65		19.96		36.00		Pass
HE40	MCS0	2	9	2452	Full	17.60	17.40	20.51	30.00		1.65		22.16		36.00		Pass
HE40	MCS0	2	9	2452	242/62	14.10	14.20	17.16	30.00		1.65		18.81		36.00		Pass

Note: Measured power (dBm) has offset with cable loss.

Report Number : FR271554C

TEST RESULTS DATA
Peak Power Spectral Density

2.4GHz Band MIMO													
Mod.	Data Rate	NTx	CH.	Freq. (MHz)	RU Config.	Peak PSD (dBm/3kHz)			DG (dBi)		Peak PSD Limit (dBm/3kHz)		Pass/Fail
						Ant9	Ant8	Worse + 3.01	Ant9	Ant8	Ant9	Ant8	
HE20	MCS0	2	1	2412	Full	-9.26	-8.87	-5.86	3.61		8.00		Pass
HE20	MCS0	2	1	2412	26/0	-9.04	-9.95	-6.03	3.61		8.00		Pass
HE20	MCS0	2	1	2412	52/37	-9.03	-9.50	-6.02	3.61		8.00		Pass
HE20	MCS0	2	1	2412	106/53	-9.40	-9.12	-6.11	3.61		8.00		Pass
HE20	MCS0	2	6	2437	Full	-7.78	-8.01	-4.77	3.61		8.00		Pass
HE20	MCS0	2	6	2437	26/4	-7.82	-8.05	-4.81	3.61		8.00		Pass
HE20	MCS0	2	6	2437	52/38	-8.31	-8.08	-5.07	3.61		8.00		Pass
HE20	MCS0	2	6	2437	106/53	-7.86	-8.33	-4.85	3.61		8.00		Pass
HE20	MCS0	2	11	2462	Full	-9.90	-10.20	-6.89	3.61		8.00		Pass
HE20	MCS0	2	11	2462	26/8	-10.39	-10.32	-7.31	3.61		8.00		Pass
HE20	MCS0	2	11	2462	52/40	-10.13	-10.00	-6.99	3.61		8.00		Pass
HE20	MCS0	2	11	2462	106/54	-9.91	-10.18	-6.90	3.61		8.00		Pass
HE40	MCS0	2	3	2422	Full	-10.22	-10.40	-7.21	3.61		8.00		Pass
HE40	MCS0	2	3	2422	242/61	-10.53	-10.56	-7.52	3.61		8.00		Pass
HE40	MCS0	2	6	2437	Full	-11.09	-10.52	-7.51	3.61		8.00		Pass
HE40	MCS0	2	6	2437	242/61	-11.14	-10.97	-7.96	3.61		8.00		Pass
HE40	MCS0	2	9	2452	Full	-11.47	-11.40	-8.39	3.61		8.00		Pass
HE40	MCS0	2	9	2452	242/62	-11.80	-11.63	-8.62	3.61		8.00		Pass

Measured power density (dBm) has offset with cable loss.

<TXBF Mode>

Appendix A. Test Result of Conducted Test Items

Test Engineer:	Ching Chen	Temperature:	21~25	°C
Test Date:	2022/09/06-2022/09/30	Relative Humidity:	51~54	%

Report Number : FR271554C

TEST RESULTS DATA
6dB and 99% Occupied Bandwidth

2.4GHz Band MIMO											
Mod.	Data Rate	NTX	CH.	Freq. (MHz)	RU Config.	99% Occupied BW (MHz)		6dB BW (MHz)		6dB BW Limit (MHz)	Pass/Fail
						Ant9	Ant8	Ant9	Ant8		
HE20	MCS0	2	1	2412	Full	19.78	19.78	18.55	19.00	0.50	Pass
HE20	MCS0	2	6	2437	Full	20.63	21.08	19.15	19.13	0.50	Pass
HE20	MCS0	2	11	2462	Full	20.18	20.18	19.05	19.10	0.50	Pass
HE40	MCS0	2	3	2422	Full	38.46	38.36	37.96	38.24	0.50	Pass
HE40	MCS0	2	6	2437	Full	38.36	38.46	37.96	37.04	0.50	Pass
HE40	MCS0	2	9	2452	Full	38.56	38.46	38.20	38.08	0.50	Pass

Report Number : FR271554C

TEST RESULTS DATA
Average Output Power

2.4GHz Band MIMO																		
Mod.	Data Rate	NTX	CH.	Freq. (MHz)	RU Config.	Average Conducted Power (dBm)			Conducted Power Limit (dBm)		DG (dBi)		EIRP Power (dBm)		EIRP Power Limit (dBm)		Pass /Fail
						Ant9	Ant8	SUM	Ant9	Ant8	Ant9	Ant8	Ant9	Ant8	Ant9	Ant8	
HE20	MCS0	2	1	2412	Full	16.50	16.80	19.66	30.00		3.61		23.27		36.00		Pass
HE20	MCS0	2	6	2437	Full	18.60	18.50	21.56	30.00		3.61		25.17		36.00		Pass
HE20	MCS0	2	11	2462	Full	19.70	19.80	22.76	30.00		3.61		26.37		36.00		Pass
HE40	MCS0	2	3	2422	Full	17.10	17.30	20.21	30.00		3.61		23.82		36.00		Pass
HE40	MCS0	2	6	2437	Full	19.10	19.10	22.11	30.00		3.61		25.72		36.00		Pass
HE40	MCS0	2	9	2452	Full	17.00	17.00	20.01	30.00		3.61		23.62		36.00		Pass

Note: Measured power (dBm) has offset with cable loss.

Report Number : FR271554C

TEST RESULTS DATA
Peak Power Spectral Density

2.4GHz Band MIMO													
Mod.	Data Rate	NTX	CH.	Freq. (MHz)	RU Config.	Peak PSD (dBm/3kHz)			DG (dBi)		Peak PSD Limit (dBm/3kHz)		Pass/Fail
						Ant9	Ant8	Worse + 3.01	Ant9	Ant8	Ant9	Ant8	
HE20	MCS0	2	1	2412	Full	-10.50	-9.68	-6.67	3.61		8.00		Pass
HE20	MCS0	2	6	2437	Full	-8.26	-8.25	-5.24	3.61		8.00		Pass
HE20	MCS0	2	11	2462	Full	-7.10	-7.55	-4.09	3.61		8.00		Pass
HE40	MCS0	2	3	2422	Full	-13.60	-12.64	-9.63	3.61		8.00		Pass
HE40	MCS0	2	6	2437	Full	-10.67	-9.37	-6.36	3.61		8.00		Pass
HE40	MCS0	2	9	2452	Full	-13.01	-11.69	-8.68	3.61		8.00		Pass

Measured power density (dBm) has offset with cable loss.

Appendix B. AC Conducted Emission Test Results

Test Engineer :	Tom Lee	**Temperature :**	23~26℃
		Relative Humidity :	45~55%

EUT Information

Report NO :	271554
Test Mode :	Mode 1
Test Voltage :	120Vac/60Hz
Phase :	Line

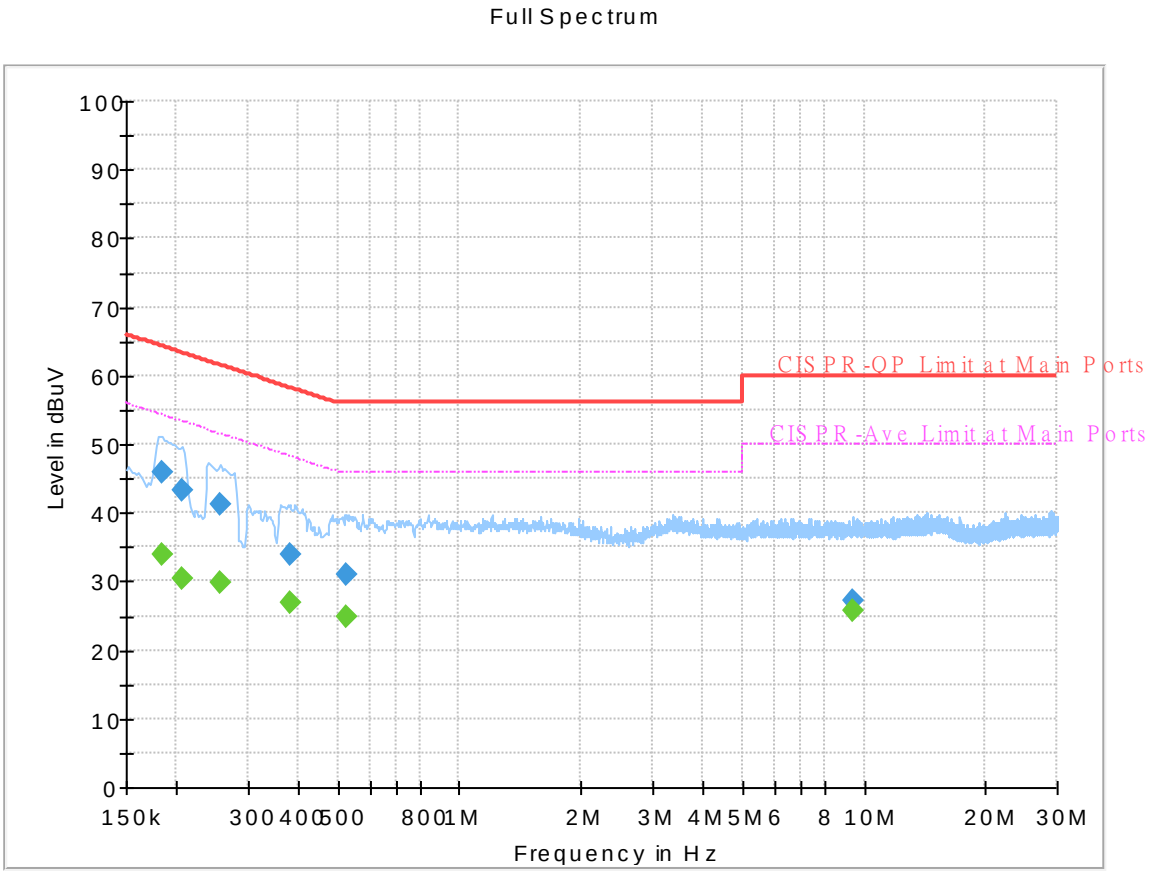

Final_Result

Frequency (MHz)	QuasiPeak (dBuV)	CAverage (dBuV)	Limit (dBuV)	Margin (dB)	Line	Filter	Corr. (dB)
0.183750	---	33.99	54.31	20.32	L1	OFF	19.8
0.183750	46.02	---	64.31	18.29	L1	OFF	19.8
0.206250	---	30.33	53.36	23.03	L1	OFF	19.8
0.206250	43.31	---	63.36	20.05	L1	OFF	19.8
0.255750	---	29.94	51.57	21.63	L1	OFF	19.8
0.255750	41.36	---	61.57	20.21	L1	OFF	19.8
0.381750	---	26.90	48.24	21.34	L1	OFF	19.8
0.381750	34.02	---	58.24	24.22	L1	OFF	19.8
0.525750	---	24.89	46.00	21.11	L1	OFF	19.8
0.525750	31.03	---	56.00	24.97	L1	OFF	19.8
9.429000	---	25.81	50.00	24.19	L1	OFF	20.2
9.429000	27.26	---	60.00	32.74	L1	OFF	20.2

EUT Information

Report NO :	271554
Test Mode :	Mode 1
Test Voltage :	120Vac/60Hz
Phase :	Neutral

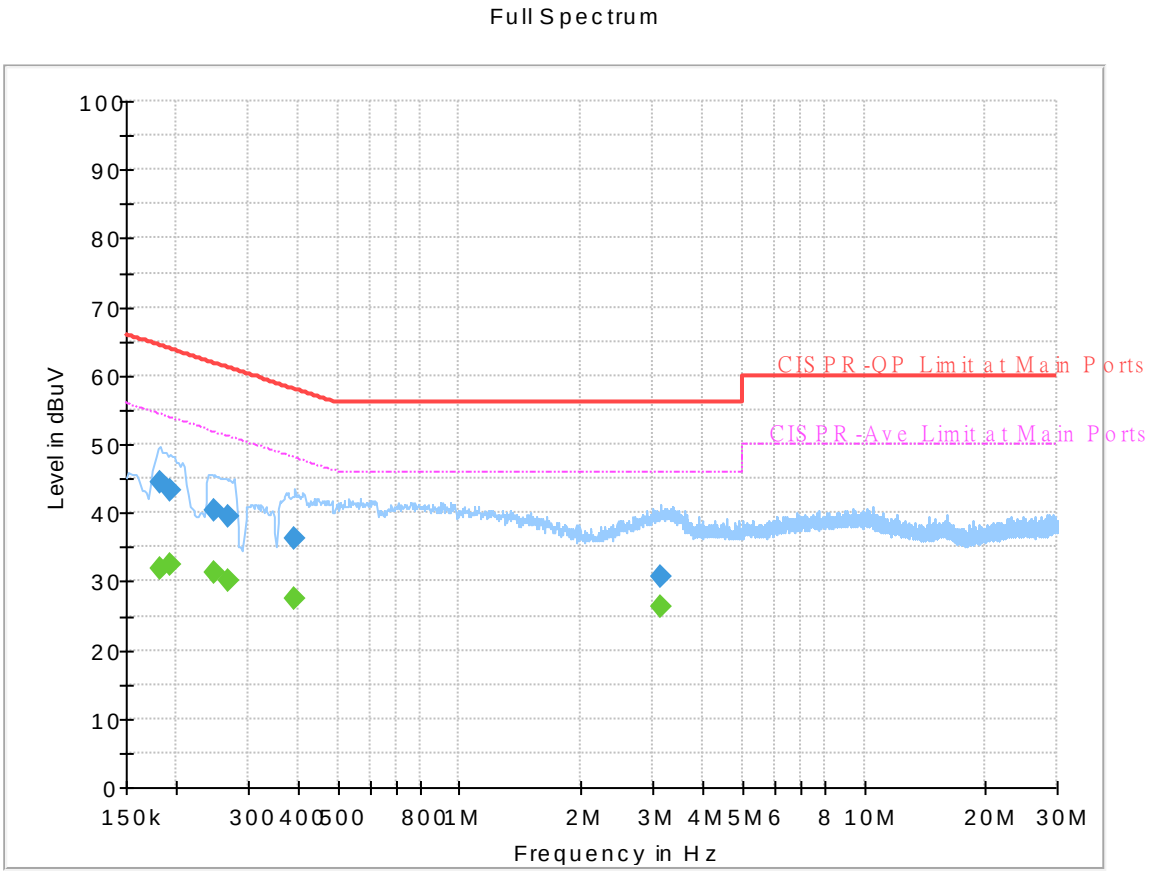

Final_Result

Frequency (MHz)	QuasiPeak (dBuV)	CAverage (dBuV)	Limit (dBuV)	Margin (dB)	Line	Filter	Corr. (dB)
0.181500	---	31.85	54.42	22.57	N	OFF	19.8
0.181500	44.44	---	64.42	19.98	N	OFF	19.8
0.192750	---	32.38	53.92	21.54	N	OFF	19.8
0.192750	43.23	---	63.92	20.69	N	OFF	19.8
0.249000	---	31.32	51.79	20.47	N	OFF	19.8
0.249000	40.34	---	61.79	21.45	N	OFF	19.8
0.269250	---	30.08	51.14	21.06	N	OFF	19.8
0.269250	39.52	---	61.14	21.62	N	OFF	19.8
0.390750	---	27.36	48.05	20.69	N	OFF	19.8
0.390750	36.14	---	58.05	21.91	N	OFF	19.8
3.144750	---	26.31	46.00	19.69	N	OFF	20.0
3.144750	30.64	---	56.00	25.36	N	OFF	20.0

Appendix C. Radiated Spurious Emission

Test Engineer :	Andy Yang, Karl Hou and Steven Wu	**Temperature :**	18~23°C
		Relative Humidity :	50~65%

<CDD Mode>

<Sample 1>

2.4GHz 2400~2483.5MHz

WIFI 802.11b (Band Edge @ 3m)

WIFI	Note	Frequency	Level	Margin	Limit	Read	Antenna	Path	Preamp	Ant	Table	Peak	Pol.
Ant. 9+8		(MHz)	(dBμV/m)	(dB)	Line (dBμV/m)	Level (dBμV)	Factor (dB/m)	Loss (dB)	Factor (dB)	Pos (cm)	Pos (deg)	Avg. (P/A)	(H/V)
802.11b CH 01 2412MHz		2388.645	55.27	-18.73	74	40.63	27.35	17.36	30.07	134	299	P	H
		2390	44.3	-9.7	54	29.65	27.36	17.36	30.07	134	299	A	H
	*	2412	116.49	-	-	101.69	27.47	17.4	30.07	134	299	P	H
	*	2412	113.5	-	-	98.7	27.47	17.4	30.07	134	299	A	H
													H
													H
		2366.07	55.03	-18.97	74	40.54	27.26	17.31	30.08	112	24	P	V
		2388.12	43.67	-10.33	54	29.03	27.35	17.36	30.07	112	24	A	V
	*	2412	113.2	-	-	98.4	27.47	17.4	30.07	112	24	P	V
	*	2412	110.12	-	-	95.32	27.47	17.4	30.07	112	24	A	V
													V
													V
802.11b CH 06 2437MHz		2364.6	56.01	-17.99	74	41.52	27.26	17.31	30.08	108	301	P	H
		2388.54	43.56	-10.44	54	28.92	27.35	17.36	30.07	108	301	A	H
	*	2437	116.96	-	-	101.96	27.62	17.44	30.06	108	301	P	H
	*	2437	113.81	-	-	98.81	27.62	17.44	30.06	108	301	A	H
		2487.82	56.63	-17.37	74	41.31	27.85	17.51	30.04	108	301	P	H
		2484.39	44.54	-9.46	54	29.23	27.84	17.51	30.04	108	301	A	H
		2367.82	55.13	-18.87	74	40.63	27.27	17.31	30.08	107	24	P	V
		2386.58	43.35	-10.65	54	28.72	27.35	17.35	30.07	107	24	A	V
	*	2437	112.28	-	-	97.28	27.62	17.44	30.06	107	24	P	V
	*	2437	109.04	-	-	94.04	27.62	17.44	30.06	107	24	A	V
		2495.45	56.52	-17.48	74	41.16	27.88	17.52	30.04	107	24	P	V
		2496.92	44.36	-9.64	54	28.98	27.89	17.53	30.04	107	24	A	V

802.11b CH 11 2462MHz	*	2462	111.49	-	-	96.32	27.75	17.47	30.05	100	358	P	V
	*	2462	108.35	-	-	93.18	27.75	17.47	30.05	100	358	A	V
		2492.48	56.25	-17.75	74	40.9	27.87	17.52	30.04	100	358	P	V
		2483.52	44.43	-9.57	54	29.13	27.83	17.51	30.04	100	358	A	V
													H
													H
	*	2462	115.85	-	-	100.68	27.75	17.47	30.05	129	312	P	H
	*	2462	112.69	-	-	97.52	27.75	17.47	30.05	129	312	A	H
		2485.4	56.46	-17.54	74	41.15	27.84	17.51	30.04	129	312	P	H
		2483.6	44.84	-9.16	54	29.54	27.83	17.51	30.04	129	312	A	H
													V
													V
Remark	1. No other spurious found. 2. All results are PASS against Peak and Average limit line.												

2.4GHz 2400~2483.5MHz

WIFI 802.11b (Harmonic @ 3m)

WIFI Ant. 9+8	Note	Frequency (MHz)	Level (dBμV/m)	Margin (dB)	Limit Line (dBμV/m)	Read Level (dBμV)	Antenna Factor (dB/m)	Path Loss (dB)	Preamp Factor (dB)	Ant Pos (cm)	Table Pos (deg)	Peak Avg. (P/A)	Pol. (H/V)
802.11b CH 01 2412MHz		4824	45.52	-28.48	74	67.92	32.44	11.32	66.16	-	-	P	H
													H
													H
													H
													H
													H
													H
													H
													H
													H
													H
													H
		4824	49.31	-24.69	74	71.71	32.44	11.32	66.16	100	8	P	V
		4824	46.16	-7.84	54	68.56	32.44	11.32	66.16	100	8	A	V
													V
													V
													V
													V
													V
													V
													V
													V
													V
													V

WIFI Ant. 9+8	Note	Frequency (MHz)	Level (dBμV/m)	Margin (dB)	Limit Line (dBμV/m)	Read Level (dBμV)	Antenna Factor (dB/m)	Path Loss (dB)	Preamp Factor (dB)	Ant Pos (cm)	Table Pos (deg)	Peak Avg. (P/A)	Pol. (H/V)
802.11b CH 06 2437MHz		4874	42.25	-31.75	74	64.32	32.7	11.35	66.12	-	-	P	H
		7311	47.67	-26.33	74	62.76	37.13	13.5	65.72	-	-	P	H
													H
													H
													H
													H
													H
													H
													H
													H
													H
													H
		4874	45.64	-28.36	74	67.71	32.7	11.35	66.12	-	-	P	V
		7311	45.47	-28.53	74	60.56	37.13	13.5	65.72	-	-	P	V
													V
													V
													V
													V
													V
													V
													V
													V
													V
													V

WIFI Ant. 9+8	Note	Frequency (MHz)	Level (dBμV/m)	Margin (dB)	Limit Line (dBμV/m)	Read Level (dBμV)	Antenna Factor (dB/m)	Path Loss (dB)	Preamp Factor (dB)	Ant Pos (cm)	Table Pos (deg)	Peak Avg. (P/A)	Pol. (H/V)
802.11b CH 11 2462MHz		4924	43.32	-30.68	74	65.08	32.94	11.38	66.08	-	-	P	H
		7386	45.75	-28.25	74	61.36	36.76	13.39	65.76	-	-	P	H
													H
													H
													H
													H
													H
													H
													H
													H
													H
													H
		4924	45.12	-28.88	74	66.88	32.94	11.38	66.08	-	-	P	V
		7386	45.4	-28.6	74	61.01	36.76	13.39	65.76	-	-	P	V
													V
													V
													V
													V
													V
													V
													V
													V
													V
													V
Remark	1. No other spurious found. 2. All results are PASS against Peak and Average limit line. 3. The emission position marked as "-" means no suspected emission found with sufficient margin against limit line or noise floor only.												

2.4GHz 2400~2483.5MHz

WIFI 802.11g (Band Edge @ 3m)

WIFI Ant. 9+8	Note	Frequency (MHz)	Level (dBμV/m)	Margin (dB)	Limit Line (dBμV/m)	Read Level (dBμV)	Antenna Factor (dB/m)	Path Loss (dB)	Preamp Factor (dB)	Ant Pos (cm)	Table Pos (deg)	Peak Avg. (P/A)	Pol. (H/V)
802.11g CH 01 2412MHz		2389.905	63.08	-10.92	74	48.43	27.36	17.36	30.07	131	330	P	H
		2389.8	51.09	-2.91	54	36.44	27.36	17.36	30.07	131	330	A	H
	*	2412	113.75	-	-	98.95	27.47	17.4	30.07	131	330	P	H
	*	2412	106.19	-	-	91.39	27.47	17.4	30.07	131	330	A	H
													H
													H
		2389.695	60.76	-13.24	74	46.11	27.36	17.36	30.07	341	9	P	V
		2389.905	49.15	-4.85	54	34.5	27.36	17.36	30.07	341	9	A	V
	*	2412	110.42	-	-	95.62	27.47	17.4	30.07	341	9	P	V
	*	2412	103.17	-	-	88.37	27.47	17.4	30.07	341	9	A	V
													V
													V
802.11g CH 06 2437MHz		2336.46	55.4	-18.6	74	41.04	27.2	17.25	30.09	107	300	P	H
		2389.94	44.28	-9.72	54	29.63	27.36	17.36	30.07	107	300	A	H
	*	2437	115.71	-	-	100.71	27.62	17.44	30.06	107	300	P	H
	*	2437	108.22	-	-	93.22	27.62	17.44	30.06	107	300	A	H
		2491.74	55.71	-18.29	74	40.36	27.87	17.52	30.04	107	300	P	H
		2483.9	45.67	-8.33	54	30.36	27.84	17.51	30.04	107	300	A	H
		2376.5	55.41	-18.59	74	40.85	27.31	17.33	30.08	367	13	P	V
		2387.42	44.29	-9.71	54	29.66	27.35	17.35	30.07	367	13	A	V
	*	2437	113.1	-	-	98.1	27.62	17.44	30.06	367	13	P	V
	*	2437	105.59	-	-	90.59	27.62	17.44	30.06	367	13	A	V
		2489.29	56.58	-17.42	74	41.25	27.86	17.51	30.04	367	13	P	V
		2485.65	45.34	-8.66	54	30.03	27.84	17.51	30.04	367	13	A	V

802.11g CH 11 2462MHz	*	2462	113.29	-	-	98.12	27.75	17.47	30.05	100	292	P	H
	*	2462	105.48	-	-	90.31	27.75	17.47	30.05	100	292	A	H
		2483.64	64.06	-9.94	74	48.76	27.83	17.51	30.04	100	292	P	H
		2484	52.17	-1.83	54	36.86	27.84	17.51	30.04	100	292	A	H
													H
													H
	*	2462	107.79	-	-	92.62	27.75	17.47	30.05	116	234	P	V
	*	2462	100.27	-	-	85.1	27.75	17.47	30.05	116	234	A	V
		2483.52	60.08	-13.92	74	44.78	27.83	17.51	30.04	116	234	P	V
		2483.52	49.8	-4.2	54	34.5	27.83	17.51	30.04	116	234	A	V
													V
													V
Remark	1. No other spurious found. 2. All results are PASS against Peak and Average limit line.												

2.4GHz 2400~2483.5MHz

WIFI 802.11g (Harmonic @ 3m)

WIFI Ant. 9+8	Note	Frequency (MHz)	Level (dBμV/m)	Margin (dB)	Limit Line (dBμV/m)	Read Level (dBμV)	Antenna Factor (dB/m)	Path Loss (dB)	Preamp Factor (dB)	Ant Pos (cm)	Table Pos (deg)	Peak Avg. (P/A)	Pol. (H/V)
802.11g CH 01 2412MHz		4824	41.81	-32.19	74	64.21	32.44	11.32	66.16	-	-	P	H
													H
													H
													H
													H
													H
													H
													H
													H
													H
													H
													H
		4824	46.88	-27.12	74	69.28	32.44	11.32	66.16	-	-	P	V
													V
													V
													V
													V
													V
													V
													V
													V
													V
													V
													V

WIFI Ant. 9+8	Note	Frequency (MHz)	Level (dBμV/m)	Margin (dB)	Limit Line (dBμV/m)	Read Level (dBμV)	Antenna Factor (dB/m)	Path Loss (dB)	Preamp Factor (dB)	Ant Pos (cm)	Table Pos (deg)	Peak Avg. (P/A)	Pol. (H/V)
		4874	41.26	-32.74	74	63.33	32.7	11.35	66.12	-	-	P	H
		7311	45.14	-28.86	74	60.23	37.13	13.5	65.72	-	-	P	H
													H
													H
													H
													H
													H
													H
													H
													H
													H
802.11g CH 06 2437MHz													H
		4874	43.53	-30.47	74	65.6	32.7	11.35	66.12	-	-	P	V
		7311	46.39	-27.61	74	61.48	37.13	13.5	65.72	-	-	P	V
													V
													V
													V
													V
													V
													V
													V
													V
													V
													V

WIFI Ant. 9+8	Note	Frequency (MHz)	Level (dBμV/m)	Margin (dB)	Limit Line (dBμV/m)	Read Level (dBμV)	Antenna Factor (dB/m)	Path Loss (dB)	Preamp Factor (dB)	Ant Pos (cm)	Table Pos (deg)	Peak Avg. (P/A)	Pol. (H/V)
802.11g CH 11 2462MHz		4924	42.04	-31.96	74	63.8	32.94	11.38	66.08	-	-	P	H
		7386	43.74	-30.26	74	59.35	36.76	13.39	65.76	-	-	P	H
													H
													H
													H
													H
													H
													H
													H
													H
													H
													H
		4924	42.79	-31.21	74	64.55	32.94	11.38	66.08	-	-	P	V
		7386	44.07	-29.93	74	59.68	36.76	13.39	65.76	-	-	P	V
													V
													V
													V
													V
													V
													V
													V
													V
													V
													V
Remark	1. No other spurious found. 2. All results are PASS against Peak and Average limit line. 3. The emission position marked as "-" means no suspected emission found with sufficient margin against limit line or noise floor only.												

2.4GHz 2400~2483.5MHz

WIFI 802.11ax HE20 Full (Band Edge @ 3m)

WIFI Ant. 9+8	Note	Frequency (MHz)	Level (dBμV/m)	Margin (dB)	Limit Line (dBμV/m)	Read Level (dBμV)	Antenna Factor (dB/m)	Path Loss (dB)	Preamp Factor (dB)	Ant Pos (cm)	Table Pos (deg)	Peak Avg. (P/A)	Pol. (H/V)
802.11ax HE20 Full CH 01 2412MHz		2389.275	66.18	-7.82	74	51.53	27.36	17.36	30.07	122	12	P	H
		2390	50.64	-3.36	54	35.99	27.36	17.36	30.07	122	12	A	H
	*	2412	111.05	-	-	96.25	27.47	17.4	30.07	122	12	P	H
	*	2412	102.66	-	-	87.86	27.47	17.4	30.07	122	12	A	H
													H
													H
		2389.905	65.96	-8.04	74	51.31	27.36	17.36	30.07	100	246	P	V
		2390	50.09	-3.91	54	35.44	27.36	17.36	30.07	100	246	A	V
	*	2412	107.62	-	-	92.82	27.47	17.4	30.07	100	246	P	V
	*	2412	99.31	-	-	84.51	27.47	17.4	30.07	100	246	A	V
													V
													V
802.11ax HE20 Full CH 06 2437MHz		2389.38	60.11	-13.89	74	45.46	27.36	17.36	30.07	105	300	P	H
		2389.8	47.27	-6.73	54	32.62	27.36	17.36	30.07	105	300	A	H
	*	2437	115.96	-	-	100.96	27.62	17.44	30.06	105	300	P	H
	*	2437	108.09	-	-	93.09	27.62	17.44	30.06	105	300	A	H
		2483.9	71.65	-2.35	74	56.34	27.84	17.51	30.04	105	300	P	H
		2483.48	56.6	-93.4	150	41.3	27.83	17.51	30.04	105	300	A	H
		2389.66	60.72	-13.28	74	46.07	27.36	17.36	30.07	367	13	P	V
		2389.94	47.26	-6.74	54	32.61	27.36	17.36	30.07	367	13	A	V
	*	2437	114.38	-	-	99.38	27.62	17.44	30.06	367	13	P	V
	*	2437	105.27	-	-	90.27	27.62	17.44	30.06	367	13	A	V
		2484.95	64.83	-9.17	74	49.52	27.84	17.51	30.04	367	13	P	V
		2483.5	49.88	-4.12	54	34.58	27.83	17.51	30.04	367	13	A	V

WIFI Ant. 9+8	Note	Frequency (MHz)	Level (dBμV/m)	Margin (dB)	Limit Line (dBμV/m)	Read Level (dBμV)	Antenna Factor (dB/m)	Path Loss (dB)	Preamp Factor (dB)	Ant Pos (cm)	Table Pos (deg)	Peak Avg. (P/A)	Pol. (H/V)
802.11ax HE20 Full CH 11 2462MHz	*	2462	113.05	-	-	97.88	27.75	17.47	30.05	100	280	P	H
	*	2462	105.01	-	-	89.84	27.75	17.47	30.05	100	280	A	H
		2484.56	65.7	-8.3	74	50.39	27.84	17.51	30.04	100	280	P	H
		2483.96	52.68	-1.32	54	37.37	27.84	17.51	30.04	100	280	A	H
													H
													H
	*	2462	109.59	-	-	94.42	27.75	17.47	30.05	116	238	P	V
	*	2462	99.93	-	-	84.76	27.75	17.47	30.05	116	238	A	V
		2484.24	62.85	-11.15	74	47.54	27.84	17.51	30.04	116	238	P	V
		2483.6	50.88	-3.12	54	35.58	27.83	17.51	30.04	116	238	A	V
													V
													V
Remark	1. No other spurious found. 2. All results are PASS against Peak and Average limit line.												

2.4GHz 2400~2483.5MHz

WIFI 802.11 ax HE20 Full (Harmonic @ 3m)

WIFI Ant. 9+8	Note	Frequency (MHz)	Level (dBμV/m)	Margin (dB)	Limit Line (dBμV/m)	Read Level (dBμV)	Antenna Factor (dB/m)	Path Loss (dB)	Preamp Factor (dB)	Ant Pos (cm)	Table Pos (deg)	Peak Avg. (P/A)	Pol. (H/V)
		4824	40.95	-33.05	74	63.35	32.44	11.32	66.16	-	-	P	H
													H
													H
													H
													H
													H
													H
													H
													H
													H
802.11ax													H
HE20 Full													H
CH 01		4824	43.21	-30.79	74	65.61	32.44	11.32	66.16	-	-	P	V
2412MHz													V
													V
													V
													V
													V
													V
													V
													V
													V
													V
													V

WIFI Ant. 9+8	Note	Frequency (MHz)	Level (dBμV/m)	Margin (dB)	Limit Line (dBμV/m)	Read Level (dBμV)	Antenna Factor (dB/m)	Path Loss (dB)	Preamp Factor (dB)	Ant Pos (cm)	Table Pos (deg)	Peak Avg. (P/A)	Pol. (H/V)
		4874	40.37	-33.63	74	62.44	32.7	11.35	66.12	-	-	P	H
		7311	45.19	-28.81	74	60.28	37.13	13.5	65.72	-	-	P	H
													H
													H
													H
													H
													H
													H
													H
													H
802.11ax													H
HE20 Full													H
CH 06		4874	40.57	-33.43	74	62.64	32.7	11.35	66.12	-	-	P	V
2437MHz		7311	44.64	-29.36	74	59.73	37.13	13.5	65.72	-	-	P	V
													V
													V
													V
													V
													V
													V
													V
													V
													V
													V

WIFI Ant. 9+8	Note	Frequency (MHz)	Level (dBμV/m)	Margin (dB)	Limit Line (dBμV/m)	Read Level (dBμV)	Antenna Factor (dB/m)	Path Loss (dB)	Preamp Factor (dB)	Ant Pos (cm)	Table Pos (deg)	Peak Avg. (P/A)	Pol. (H/V)
		4924	41.56	-32.44	74	63.32	32.94	11.38	66.08	-	-	P	H
		7386	46.14	-27.86	74	61.75	36.76	13.39	65.76	-	-	P	H
													H
													H
													H
													H
													H
													H
													H
													H
802.11ax													H
HE20 Full													H
CH 11		4924	43.36	-30.64	74	65.12	32.94	11.38	66.08	-	-	P	V
2462MHz		7386	46.54	-27.46	74	62.15	36.76	13.39	65.76	-	-	P	V
													V
													V
													V
													V
													V
													V
													V
													V
													V
													V

Remark

1. No other spurious found.
2. All results are PASS against Peak and Average limit line.
3. The emission position marked as "-" means no suspected emission found with sufficient margin against limit line or noise floor only.

2.4GHz 2400~2483.5MHz

WIFI 802.11ax HE20 Partial 106 (Band Edge @ 3m)

WIFI Ant. 9+8	Note	Frequency (MHz)	Level (dBμV/m)	Margin (dB)	Limit Line (dBμV/m)	Read Level (dBμV)	Antenna Factor (dB/m)	Path Loss (dB)	Preamp Factor (dB)	Ant Pos (cm)	Table Pos (deg)	Peak Avg. (P/A)	Pol. (H/V)
802.11ax HE20 Partial 106/53 CH 01 2412MHz		2389.8	64.26	-9.74	74	49.61	27.36	17.36	30.07	368	305	P	H
		2390	47.71	-6.29	54	33.06	27.36	17.36	30.07	368	305	A	H
	*	2412	118.69	-	-	103.89	27.47	17.4	30.07	368	305	P	H
	*	2412	109.97	-	-	95.17	27.47	17.4	30.07	368	305	A	H
													H
													H
		2389.905	63.01	-10.99	74	48.36	27.36	17.36	30.07	100	9	P	V
		2390	46.79	-7.21	54	32.14	27.36	17.36	30.07	100	9	A	V
	*	2412	114.7	-	-	99.9	27.47	17.4	30.07	100	9	P	V
	*	2412	106.68	-	-	91.88	27.47	17.4	30.07	100	9	A	V
													V
													V
802.11ax HE20 Partial 106/54 CH 11 2462MHz	*	2462	116.9	-	-	101.73	27.75	17.47	30.05	182	320	P	H
	*	2462	109.38	-	-	94.21	27.75	17.47	30.05	182	320	A	H
		2483.64	66.64	-7.36	74	51.34	27.83	17.51	30.04	182	320	P	H
		2483.52	47.98	-6.02	54	32.68	27.83	17.51	30.04	182	320	A	H
													H
													H
	*	2462	115.97	-	-	100.8	27.75	17.47	30.05	400	9	P	V
	*	2462	107.34	-	-	92.17	27.75	17.47	30.05	400	9	A	V
		2483.52	67.87	-6.13	74	52.57	27.83	17.51	30.04	400	9	P	V
		2483.52	49	-5	54	33.7	27.83	17.51	30.04	400	9	A	V
													V
													V
Remark	1. No other spurious found. 2. All results are PASS against Peak and Average limit line.												

2.4GHz 2400~2483.5MHz

WIFI 802.11ax HE40 Full (Band Edge @ 3m)

WIFI Ant. 9+8	Note	Frequency (MHz)	Level (dBμV/m)	Margin (dB)	Limit Line (dBμV/m)	Read Level (dBμV)	Antenna Factor (dB/m)	Path Loss (dB)	Preamp Factor (dB)	Ant Pos (cm)	Table Pos (deg)	Peak Avg. (P/A)	Pol. (H/V)
802.11ax HE40 Full CH 03 2422MHz		2389.94	65.07	-8.93	74	50.42	27.36	17.36	30.07	100	284	P	H
		2389.94	51.51	-2.49	54	36.86	27.36	17.36	30.07	100	284	A	H
	*	2422	111.85	-	-	96.97	27.53	17.41	30.06	100	284	P	H
	*	2422	102.5	-	-	87.62	27.53	17.41	30.06	100	284	A	H
		2484.32	68.54	-5.46	74	53.23	27.84	17.51	30.04	100	284	P	H
		2483.5	52.48	-1.52	54	37.18	27.83	17.51	30.04	100	284	A	H
		2389.8	61.36	-12.64	74	46.71	27.36	17.36	30.07	118	239	P	V
		2389.94	48.99	-5.01	54	34.34	27.36	17.36	30.07	118	239	A	V
	*	2422	105.58	-	-	90.7	27.53	17.41	30.06	118	239	P	V
	*	2422	97.39	-	-	82.51	27.53	17.41	30.06	118	239	A	V
		2484.11	64.28	-9.72	74	48.97	27.84	17.51	30.04	118	239	P	V
		2483.5	49.99	-4.01	54	34.69	27.83	17.51	30.04	118	239	A	V
802.11ax HE40 Full CH 06 2437MHz		2389.8	58.34	-15.66	74	43.69	27.36	17.36	30.07	362	294	P	H
		2389.94	46.97	-7.03	54	32.32	27.36	17.36	30.07	362	294	A	H
	*	2437	113.75	-	-	98.76	27.62	17.43	30.06	362	294	P	H
	*	2437	104.16	-	-	89.17	27.62	17.43	30.06	362	294	A	H
		2483.62	62.23	-11.77	74	46.93	27.83	17.51	30.04	362	294	P	H
		2483.5	51.76	-2.24	54	36.46	27.83	17.51	30.04	362	294	A	H
		2389.8	62.87	-11.13	74	48.22	27.36	17.36	30.07	366	10	P	V
		2389.94	48.33	-5.67	54	33.68	27.36	17.36	30.07	366	10	A	V
	*	2437	109.65	-	-	94.63	27.64	17.44	30.06	366	10	P	V
	*	2437	101.3	-	-	86.29	27.63	17.44	30.06	366	10	A	V
		2484.81	64.53	-9.47	74	49.22	27.84	17.51	30.04	366	10	P	V
		2483.5	50.48	-3.52	54	35.18	27.83	17.51	30.04	366	10	A	V

WIFI Ant. 9+8	Note	Frequency (MHz)	Level (dBμV/m)	Margin (dB)	Limit Line (dBμV/m)	Read Level (dBμV)	Antenna Factor (dB/m)	Path Loss (dB)	Preamp Factor (dB)	Ant Pos (cm)	Table Pos (deg)	Peak Avg. (P/A)	Pol. (H/V)
802.11ax HE40 Full CH 09 2452MHz		2352.56	57.05	-16.95	74	42.64	27.21	17.28	30.08	100	305	P	H
		2389.94	43.93	-10.07	54	29.28	27.36	17.36	30.07	100	305	A	H
	*	2452	112.73	-	-	97.61	27.71	17.46	30.05	100	305	P	H
	*	2452	103.96	-	-	88.84	27.71	17.46	30.05	100	305	A	H
		2485.72	68.98	-5.02	74	53.67	27.84	17.51	30.04	100	305	P	H
		2485.79	52.47	-1.53	54	37.16	27.84	17.51	30.04	100	305	A	H
		2388.82	56.22	-17.78	74	41.57	27.36	17.36	30.07	400	10	P	V
		2389.94	43.77	-10.23	54	29.12	27.36	17.36	30.07	400	10	A	V
	*	2452	111.06	-	-	95.94	27.71	17.46	30.05	400	10	P	V
	*	2452	100.97	-	-	85.85	27.71	17.46	30.05	400	10	A	V
		2483.55	63.93	-10.07	74	48.63	27.83	17.51	30.04	400	10	P	V
		2483.5	50.4	-3.6	54	35.1	27.83	17.51	30.04	400	10	A	V
Remark	1. No other spurious found. 2. All results are PASS against Peak and Average limit line.												

2.4GHz 2400~2483.5MHz

WIFI 802.11 ax HE40 Full (Harmonic @ 3m)

WIFI Ant. 9+8	Note	Frequency (MHz)	Level (dBμV/m)	Margin (dB)	Limit Line (dBμV/m)	Read Level (dBμV)	Antenna Factor (dB/m)	Path Loss (dB)	Preamp Factor (dB)	Ant Pos (cm)	Table Pos (deg)	Peak Avg. (P/A)	Pol. (H/V)
		4844	40.53	-33.47	74	62.78	32.56	11.33	66.14	-	-	P	H
		7266	45.83	-28.17	74	60.75	37.2	13.57	65.69	-	-	P	H
													H
													H
													H
													H
													H
													H
													H
													H
802.11ax													H
HE40 Full													H
CH 03		4844	41.96	-32.04	74	64.21	32.56	11.33	66.14	-	-	P	V
2422MHz		7266	46.67	-27.33	74	61.59	37.2	13.57	65.69	-	-	P	V
													V
													V
													V
													V
													V
													V
													V
													V
													V
													V

WIFI Ant. 9+8	Note	Frequency (MHz)	Level (dBμV/m)	Margin (dB)	Limit Line (dBμV/m)	Read Level (dBμV)	Antenna Factor (dB/m)	Path Loss (dB)	Preamp Factor (dB)	Ant Pos (cm)	Table Pos (deg)	Peak Avg. (P/A)	Pol. (H/V)
		4874	40.84	-33.16	74	62.91	32.7	11.35	66.12	-	-	P	H
		7311	45.11	-28.89	74	60.2	37.13	13.5	65.72	-	-	P	H
													H
													H
													H
													H
													H
													H
													H
													H
802.11ax													H
HE40 Full													H
CH 06		4874	41.48	-32.52	74	63.55	32.7	11.35	66.12	-	-	P	V
2437MHz		7311	45.49	-28.51	74	60.58	37.13	13.5	65.72	-	-	P	V
													V
													V
													V
													V
													V
													V
													V
													V
													V
													V

WIFI Ant. 9+8	Note	Frequency (MHz)	Level (dBμV/m)	Margin (dB)	Limit Line (dBμV/m)	Read Level (dBμV)	Antenna Factor (dB/m)	Path Loss (dB)	Preamp Factor (dB)	Ant Pos (cm)	Table Pos (deg)	Peak Avg. (P/A)	Pol. (H/V)
		4904	41	-33	74	62.92	32.82	11.36	66.1	-	-	P	H
		7356	45.46	-28.54	74	60.88	36.88	13.44	65.74	-	-	P	H
													H
													H
													H
													H
													H
													H
													H
													H
802.11ax													H
HE40 Full													H
CH 09		4904	40.87	-33.13	74	62.79	32.82	11.36	66.1	-	-	P	V
2452MHz		7356	46.32	-27.68	74	61.74	36.88	13.44	65.74	-	-	P	V
													V
													V
													V
													V
													V
													V
													V
													V
													V
													V

Remark

1. No other spurious found.
2. All results are PASS against Peak and Average limit line.
3. The emission position marked as "-" means no suspected emission found with sufficient margin against limit line or noise floor only.

2.4GHz 2400~2483.5MHz

WIFI 802.11ax HE40 Partial 242 (Band Edge @ 3m)

WIFI Ant. 9+8	Note	Frequency (MHz)	Level (dBμV/m)	Margin (dB)	Limit Line (dBμV/m)	Read Level (dBμV)	Antenna Factor (dB/m)	Path Loss (dB)	Preamp Factor (dB)	Ant Pos (cm)	Table Pos (deg)	Peak Avg. (P/A)	Pol. (H/V)
802.11ax HE40 Partial 242/61 CH 03 2422MHz		2388.4	71.09	-2.91	74	56.45	27.35	17.36	30.07	368	314	P	H
		2389.94	49.06	-4.94	54	34.41	27.36	17.36	30.07	368	314	A	H
	*	2422	115	-	-	100.12	27.53	17.41	30.06	368	314	P	H
	*	2422	106.32	-	-	91.44	27.53	17.41	30.06	368	314	A	H
		2484.67	58.86	-15.14	74	43.55	27.84	17.51	30.04	368	314	P	H
		2485.02	44.55	-9.45	54	29.24	27.84	17.51	30.04	368	314	A	H
		2389.94	65.87	-8.13	74	51.22	27.36	17.36	30.07	101	11	P	V
		2389.94	50.51	-3.49	54	35.86	27.36	17.36	30.07	101	11	A	V
	*	2422	111.11	-	-	96.23	27.53	17.41	30.06	101	11	P	V
	*	2422	101.94	-	-	87.06	27.53	17.41	30.06	101	11	A	V
		2484.11	58.95	-15.05	74	43.64	27.84	17.51	30.04	101	11	P	V
		2484.04	44.52	-9.48	54	29.21	27.84	17.51	30.04	101	11	A	V
802.11ax HE40 Partial 242/62 CH 09 2452MHz		2389.24	57.28	-16.72	74	42.63	27.36	17.36	30.07	163	331	P	H
		2389.66	43.69	-10.31	54	29.04	27.36	17.36	30.07	163	331	A	H
	*	2452	112.84	-	-	97.72	27.71	17.46	30.05	163	331	P	H
	*	2452	105.4	-	-	90.28	27.71	17.46	30.05	163	331	A	H
		2486	69.37	-4.63	74	54.06	27.84	17.51	30.04	163	331	P	H
		2483.5	52.24	-1.76	54	36.94	27.83	17.51	30.04	163	331	A	H
		2368.52	56.65	-17.35	74	42.15	27.27	17.31	30.08	100	28	P	V
		2389.94	43.58	-10.42	54	28.93	27.36	17.36	30.07	100	28	A	V
	*	2452	111.49	-	-	96.37	27.71	17.46	30.05	100	28	P	V
	*	2452	103.2	-	-	88.08	27.71	17.46	30.05	100	28	A	V
		2484.67	71.86	-2.14	74	56.55	27.84	17.51	30.04	100	28	P	V
		2484.67	51.47	-2.53	54	36.16	27.84	17.51	30.04	100	28	A	V
Remark	1. No other spurious found. 2. All results are PASS against Peak and Average limit line.												

2.4GHz 2400~2483.5MHz

WIFI 802.11ax HE40 Partial 242 (Harmonic @ 3m)

WIFI Ant. 9+8	Note	Frequency (MHz)	Level (dBμV/m)	Margin (dB)	Limit Line (dBμV/m)	Read Level (dBμV)	Antenna Factor (dB/m)	Path Loss (dB)	Preamp Factor (dB)	Ant Pos (cm)	Table Pos (deg)	Peak Avg. (P/A)	Pol. (H/V)
		4844	40.13	-33.87	74	62.38	32.56	11.33	66.14	-	-	P	H
		7266	45.61	-28.39	74	60.53	37.2	13.57	65.69	-	-	P	H
													H
													H
													H
													H
													H
													H
													H
802.11ax													H
HE40													H
Partial													H
242/61		4844	41.2	-32.8	74	63.45	32.56	11.33	66.14	-	-	P	V
CH 03		7266	45.73	-28.27	74	60.65	37.2	13.57	65.69	-	-	P	V
2422MHz													V
													V
													V
													V
													V
													V
													V
													V
													V
													V

WIFI Ant. 9+8	Note	Frequency (MHz)	Level (dBμV/m)	Margin (dB)	Limit Line (dBμV/m)	Read Level (dBμV)	Antenna Factor (dB/m)	Path Loss (dB)	Preamp Factor (dB)	Ant Pos (cm)	Table Pos (deg)	Peak Avg. (P/A)	Pol. (H/V)
		4904	40.18	-33.82	74	62.1	32.82	11.36	66.1	-	-	P	H
		7356	44.45	-29.55	74	59.87	36.88	13.44	65.74	-	-	P	H
													H
													H
													H
													H
													H
													H
													H
802.11ax													H
HE40													H
Partial													H
242/62		4904	42.51	-31.49	74	64.43	32.82	11.36	66.1	-	-	P	V
CH 09		7356	44.8	-29.2	74	60.22	36.88	13.44	65.74	-	-	P	V
2452MHz													V
													V
													V
													V
													V
													V
													V
													V
													V
													V

Remark

1. No other spurious found.
2. All results are PASS against Peak and Average limit line.
3. The emission position marked as "-" means no suspected emission found with sufficient margin against limit line or noise floor only.

Emission below 1GHz

2.4GHz WIFI 802.11ax HE20 (LF)

WIFI Ant.	Note	Frequency	Level	Margin	Limit Line	Read Level	Antenna Factor	Path Loss	Preamp Factor	Ant Pos	Table Pos	Peak Avg.	Pol.
9+8		(MHz)	(dBμV/m)	(dB)	(dBμV/m)	(dBμV)	(dB/m)	(dB)	(dB)	(cm)	(deg)	(P/A)	(H/V)
2.4GHz 802.11ax HE20 LF		77.53	29.38	-10.62	40	47.17	13.19	1.31	32.29	-	-	P	H
		96.93	32.2	-11.3	43.5	47.39	15.54	1.52	32.25	-	-	P	H
		158.04	30.97	-12.53	43.5	44.57	16.76	1.93	32.29	-	-	P	H
		459.71	24.58	-21.42	46	30.33	23.42	3.32	32.49	-	-	P	H
		816.67	30.5	-15.5	46	30.33	28.03	4.45	32.31	-	-	P	H
		958.29	33.63	-12.37	46	29.23	30.83	4.83	31.26	-	-	P	H
													H
													H
													H
													H
													H
													H
		38.73	30.16	-9.84	40	41.52	20.15	0.73	32.24	-	-	P	V
		95.96	34.12	-9.38	43.5	49.45	15.41	1.51	32.25	-	-	P	V
		180.35	27.79	-15.71	43.5	42.95	15.05	2.11	32.32	-	-	P	V
		492.69	26.15	-19.85	46	31.38	23.91	3.4	32.54	-	-	P	V
		778.84	30.8	-15.2	46	30.79	28.09	4.34	32.42	-	-	P	V
		941.8	33.46	-12.54	46	29.79	30.29	4.78	31.4	-	-	P	V
													V
													V
													V
													V
													V
													V
Remark	1. No other spurious found. 2. All results are PASS against limit line. 3. The emission position marked as “-” means no suspected emission found and emission level has at least 6dB margin against limit or emission is noise floor only.												

<Sample 2>

2.4GHz 2400~2483.5MHz

WIFI 802.11ax HE20 Full (Band Edge @ 3m)

WIFI Ant.	Note	Frequency	Level	Margin	Limit Line	Read Level	Antenna Factor	Path Loss	Preamp Factor	Ant Pos	Table Pos	Peak Avg.	Pol.
9+8		(MHz)	(dBμV/m)	(dB)	(dBμV/m)	(dBμV)	(dB/m)	(dB)	(dB)	(cm)	(deg)	(P/A)	(H/V)
802.11ax HE20 Full CH 11 2462MHz	*	2462	113.78	-	-	98.61	27.75	17.47	30.05	136	329	P	H
	*	2462	103.13	-	-	87.96	27.75	17.47	30.05	136	329	A	H
		2484.12	64.79	-9.21	74	49.48	27.84	17.51	30.04	136	329	P	H
		2483.52	52.58	-1.42	54	37.28	27.83	17.51	30.04	136	329	A	H
													H
													H
	*	2462	111.32	-	-	96.15	27.75	17.47	30.05	399	26	P	V
	*	2462	100.84	-	-	85.67	27.75	17.47	30.05	399	26	A	V
		2484.52	63.57	-10.43	74	48.26	27.84	17.51	30.04	399	26	P	V
		2483.6	50.91	-3.09	54	35.61	27.83	17.51	30.04	399	26	A	V
													V
													V
Remark	1. No other spurious found. 2. All results are PASS against Peak and Average limit line.												

2.4GHz 2400~2483.5MHz

WIFI 802.11 ax HE20 Full (Harmonic @ 3m)

WIFI Ant. 9+8	Note	Frequency (MHz)	Level (dBμV/m)	Margin (dB)	Limit Line (dBμV/m)	Read Level (dBμV)	Antenna Factor (dB/m)	Path Loss (dB)	Preamp Factor (dB)	Ant Pos (cm)	Table Pos (deg)	Peak Avg. (P/A)	Pol. (H/V)
		4924	41.84	-32.16	74	63.6	32.94	11.38	66.08	-	-	P	H
		7386	44.01	-29.99	74	59.62	36.76	13.39	65.76	-	-	P	H
													H
													H
													H
													H
													H
													H
													H
													H
802.11ax													H
HE20 Full													H
CH 11		4924	41.09	-32.91	74	62.85	32.94	11.38	66.08	-	-	P	V
2462MHz		7386	44.21	-29.79	74	59.82	36.76	13.39	65.76	-	-	P	V
													V
													V
													V
													V
													V
													V
													V
													V
													V
													V

Remark

1. No other spurious found.
2. All results are PASS against Peak and Average limit line.
3. The emission position marked as "-" means no suspected emission found with sufficient margin against limit line or noise floor only.

<TXBF Mode>

<Sample 1>

2.4GHz 2400~2483.5MHz

WIFI 802.11ax HE20 Full (Band Edge @ 3m)

WIFI Ant.	Note	Frequency	Level	Margin	Limit Line	Read Level	Antenna Factor	Path Loss	Preamp Factor	Ant Pos	Table Pos	Peak Avg.	Pol.
9+8		(MHz)	(dBμV/m)	(dB)	(dBμV/m)	(dBμV)	(dB/m)	(dB)	(dB)	(cm)	(deg)	(P/A)	(H/V)
802.11ax HE20 Full CH 01 2412MHz		2390	62.57	-11.43	74	47.92	27.36	17.36	30.07	100	331	P	H
		2390	49.77	-4.23	54	35.12	27.36	17.36	30.07	100	331	A	H
	*	2412	111.59	-	-	96.79	27.47	17.4	30.07	100	331	P	H
	*	2412	101.4	-	-	86.6	27.47	17.4	30.07	100	331	A	H
													H
													H
		2389.17	60.78	-13.22	74	46.13	27.36	17.36	30.07	300	5	P	V
		2390	48.66	-5.34	54	34.01	27.36	17.36	30.07	300	5	A	V
	*	2412	107.96	-	-	93.16	27.47	17.4	30.07	300	5	P	V
	*	2412	98.47	-	-	83.67	27.47	17.4	30.07	300	5	A	V
													V
													V
802.11ax HE20 Full CH 06 2437MHz		2365.44	55.19	-18.81	74	40.7	27.26	17.31	30.08	108	300	P	H
		2389.94	43.9	-10.1	54	29.25	27.36	17.36	30.07	108	300	A	H
	*	2437	112.21	-	-	97.21	27.62	17.44	30.06	108	300	P	H
	*	2437	102.91	-	-	87.91	27.62	17.44	30.06	108	300	A	H
		2484.32	56.42	-17.58	74	41.11	27.84	17.51	30.04	108	300	P	H
		2483.5	45.66	-8.34	54	30.36	27.83	17.51	30.04	108	300	A	H
		2372.3	55.25	-18.75	74	40.72	27.29	17.32	30.08	363	9	P	V
		2389.24	44.21	-9.79	54	29.56	27.36	17.36	30.07	363	9	A	V
	*	2437	110.99	-	-	95.99	27.62	17.44	30.06	363	9	P	V
	*	2437	99.03	-	-	84.03	27.62	17.44	30.06	363	9	A	V
		2499.02	55.86	-18.14	74	40.47	27.9	17.53	30.04	363	9	P	V
		2483.5	44.96	-9.04	54	29.66	27.83	17.51	30.04	363	9	A	V

WIFI Ant. 9+8	Note	Frequency (MHz)	Level (dBμV/m)	Margin (dB)	Limit Line (dBμV/m)	Read Level (dBμV)	Antenna Factor (dB/m)	Path Loss (dB)	Preamp Factor (dB)	Ant Pos (cm)	Table Pos (deg)	Peak Avg. (P/A)	Pol. (H/V)
	*	2462	112.68	-	-	97.51	27.75	17.47	30.05	100	302	P	H
	*	2462	102.19	-	-	87.02	27.75	17.47	30.05	100	302	A	H
		2483.6	59.96	-14.04	74	44.66	27.83	17.51	30.04	100	302	P	H
		2483.52	50.14	-3.86	54	34.84	27.83	17.51	30.04	100	302	A	H
802.11ax													H
HE20 Full													H
CH 11	*	2462	108.46	-	-	93.29	27.75	17.47	30.05	350	36	P	V
2462MHz	*	2462	102.03	-	-	86.86	27.75	17.47	30.05	350	36	A	V
		2483.64	61.05	-12.95	74	45.75	27.83	17.51	30.04	350	36	P	V
		2483.56	48.51	-5.49	54	33.21	27.83	17.51	30.04	350	36	A	V
													V
													V
Remark	1. No other spurious found. 2. All results are PASS against Peak and Average limit line.												

2.4GHz 2400~2483.5MHz

WIFI 802.11 ax HE20 Full (Harmonic @ 3m)

WIFI Ant. 9+8	Note	Frequency (MHz)	Level (dBμV/m)	Margin (dB)	Limit Line (dBμV/m)	Read Level (dBμV)	Antenna Factor (dB/m)	Path Loss (dB)	Preamp Factor (dB)	Ant Pos (cm)	Table Pos (deg)	Peak Avg. (P/A)	Pol. (H/V)
		4824	40.9	-33.1	74	63.3	32.44	11.32	66.16	-	-	P	H
													H
													H
													H
													H
													H
													H
													H
													H
													H
802.11ax													H
HE20 Full													H
CH 01		4824	43.38	-30.62	74	65.78	32.44	11.32	66.16	-	-	P	V
2412MHz													V
													V
													V
													V
													V
													V
													V
													V
													V
													V
													V

WIFI Ant. 9+8	Note	Frequency (MHz)	Level (dBµV/m)	Margin (dB)	Limit Line (dBµV/m)	Read Level (dBµV)	Antenna Factor (dB/m)	Path Loss (dB)	Preamp Factor (dB)	Ant Pos (cm)	Table Pos (deg)	Peak Avg. (P/A)	Pol. (H/V)
		4874	40.97	-33.03	74	63.04	32.7	11.35	66.12	-	-	P	H
		7311	44.8	-29.2	74	59.89	37.13	13.5	65.72	-	-	P	H
													H
													H
													H
													H
													H
													H
													H
													H
802.11ax													H
HE20 Full													H
CH 06		4874	41	-33	74	63.07	32.7	11.35	66.12	-	-	P	V
2437MHz		7311	47.29	-26.71	74	62.38	37.13	13.5	65.72	-	-	P	V
													V
													V
													V
													V
													V
													V
													V
													V
													V
													V

WIFI Ant. 9+8	Note	Frequency (MHz)	Level (dBμV/m)	Margin (dB)	Limit Line (dBμV/m)	Read Level (dBμV)	Antenna Factor (dB/m)	Path Loss (dB)	Preamp Factor (dB)	Ant Pos (cm)	Table Pos (deg)	Peak Avg. (P/A)	Pol. (H/V)
		4924	44.09	-29.91	74	65.85	32.94	11.38	66.08	-	-	P	H
		7386	44.45	-29.55	74	60.06	36.76	13.39	65.76	-	-	P	H
													H
													H
													H
													H
													H
													H
													H
													H
802.11ax													H
HE20 Full													H
CH 11		4924	43.03	-30.97	74	64.79	32.94	11.38	66.08	-	-	P	V
2462MHz		7386	44.22	-29.78	74	59.83	36.76	13.39	65.76	-	-	P	V
													V
													V
													V
													V
													V
													V
													V
													V
													V
													V

Remark

1. No other spurious found.
2. All results are PASS against Peak and Average limit line.
3. The emission position marked as "-" means no suspected emission found with sufficient margin against limit line or noise floor only.

2.4GHz 2400~2483.5MHz

WIFI 802.11ax HE40 Full (Band Edge @ 3m)

WIFI Ant. 9+8	Note	Frequency (MHz)	Level (dBμV/m)	Margin (dB)	Limit Line (dBμV/m)	Read Level (dBμV)	Antenna Factor (dB/m)	Path Loss (dB)	Preamp Factor (dB)	Ant Pos (cm)	Table Pos (deg)	Peak Avg. (P/A)	Pol. (H/V)
802.11ax HE40 Full CH 03 2422MHz		2389.94	63.59	-10.41	74	48.94	27.36	17.36	30.07	140	307	P	H
		2389.94	51.74	-2.26	54	37.09	27.36	17.36	30.07	140	307	A	H
	*	2422	108.63	-	-	93.75	27.53	17.41	30.06	140	307	P	H
	*	2422	99.06	-	-	84.18	27.53	17.41	30.06	140	307	A	H
		2484.6	57.08	-16.92	74	41.77	27.84	17.51	30.04	140	307	P	H
		2483.55	46.08	-7.92	54	30.78	27.83	17.51	30.04	140	307	A	H
		2388.26	58.97	-15.03	74	44.33	27.35	17.36	30.07	100	2	P	V
		2389.94	48.71	-5.29	54	34.06	27.36	17.36	30.07	100	2	A	V
	*	2422	106.36	-	-	91.48	27.53	17.41	30.06	100	2	P	V
	*	2422	96	-	-	81.12	27.53	17.41	30.06	100	2	A	V
		2484.32	56.81	-17.19	74	41.5	27.84	17.51	30.04	100	2	P	V
		2484.18	45.74	-8.26	54	30.43	27.84	17.51	30.04	100	2	A	V
802.11ax HE40 Full CH 06 2437MHz		2389.38	57.15	-16.85	74	42.5	27.36	17.36	30.07	100	299	P	H
		2389.94	46.21	-7.79	54	31.56	27.36	17.36	30.07	100	299	A	H
	*	2437	109.22	-	-	94.22	27.62	17.44	30.06	100	299	P	H
	*	2437	99.82	-	-	84.82	27.62	17.44	30.06	100	299	A	H
		2484.67	63.19	-10.81	74	47.88	27.84	17.51	30.04	100	299	P	H
		2483.55	51.76	-2.24	54	36.46	27.83	17.51	30.04	100	299	A	H
		2389.52	58.29	-15.71	74	43.64	27.36	17.36	30.07	100	165	P	V
		2389.94	46.95	-7.05	54	32.3	27.36	17.36	30.07	100	165	A	V
	*	2437	109.11	-	-	94.11	27.62	17.44	30.06	100	165	P	V
	*	2437	94.67	-	-	79.67	27.62	17.44	30.06	100	165	A	V
		2484.32	63.8	-10.2	74	48.49	27.84	17.51	30.04	100	165	P	V
		2483.9	50.33	-3.67	54	35.02	27.84	17.51	30.04	100	165	A	V

WIFI Ant. 9+8	Note	Frequency (MHz)	Level (dBμV/m)	Margin (dB)	Limit Line (dBμV/m)	Read Level (dBμV)	Antenna Factor (dB/m)	Path Loss (dB)	Preamp Factor (dB)	Ant Pos (cm)	Table Pos (deg)	Peak Avg. (P/A)	Pol. (H/V)
802.11ax HE40 Full CH 09 2452MHz		2376.64	54.41	-19.59	74	39.85	27.31	7.41	30.08	100	296	P	H
		2388.12	43.64	-10.36	54	29	27.35	7.44	30.07	100	296	A	H
	*	2452	108.09	-	-	92.97	27.71	7.54	30.05	100	296	P	H
	*	2452	98.01	-	-	82.89	27.71	7.54	30.05	100	296	A	H
		2484.11	66.62	-7.38	74	51.31	27.84	7.59	30.04	100	296	P	H
		2483.5	52.56	-1.44	54	37.26	27.83	7.59	30.04	100	296	A	H
		2363.34	55.65	-18.35	74	41.18	27.25	7.38	30.08	100	9	P	V
		2387.56	43.69	-10.31	54	29.06	27.35	7.43	30.07	100	9	A	V
	*	2452	106.85	-	-	91.73	27.71	7.54	30.05	100	9	P	V
	*	2452	96.05	-	-	80.93	27.71	7.54	30.05	100	9	A	V
		2484.32	63.58	-10.42	74	48.27	27.84	7.59	30.04	100	9	P	V
		2483.5	49.15	-4.85	54	33.85	27.83	7.59	30.04	100	9	A	V
Remark	1. No other spurious found. 2. All results are PASS against Peak and Average limit line.												

2.4GHz 2400~2483.5MHz

WIFI 802.11 ax HE40 Full (Harmonic @ 3m)

WIFI Ant. 9+8	Note	Frequency (MHz)	Level (dBμV/m)	Margin (dB)	Limit Line (dBμV/m)	Read Level (dBμV)	Antenna Factor (dB/m)	Path Loss (dB)	Preamp Factor (dB)	Ant Pos (cm)	Table Pos (deg)	Peak Avg. (P/A)	Pol. (H/V)
		4844	40.98	-33.02	74	63.23	32.56	11.33	66.14	-	-	P	H
		7266	45.51	-28.49	74	60.43	37.2	13.57	65.69	-	-	P	H
													H
													H
													H
													H
													H
													H
													H
													H
802.11ax													H
HE40 Full													H
CH 03		4844	41.38	-32.62	74	63.63	32.56	11.33	66.14	-	-	P	V
2422MHz		7266	45.47	-28.53	74	60.39	37.2	13.57	65.69	-	-	P	V
													V
													V
													V
													V
													V
													V
													V
													V
													V
													V

WIFI Ant. 9+8	Note	Frequency (MHz)	Level (dBµV/m)	Margin (dB)	Limit Line (dBµV/m)	Read Level (dBµV)	Antenna Factor (dB/m)	Path Loss (dB)	Preamp Factor (dB)	Ant Pos (cm)	Table Pos (deg)	Peak Avg. (P/A)	Pol. (H/V)
		4874	40.29	-33.71	74	62.36	32.7	11.35	66.12	-	-	P	H
		7311	44.9	-29.1	74	59.99	37.13	13.5	65.72	-	-	P	H
													H
													H
													H
													H
													H
													H
													H
													H
802.11ax													H
HE40 Full													H
CH 06		4874	39.89	-34.11	74	61.96	32.7	11.35	66.12	-	-	P	V
2437MHz		7311	44.64	-29.36	74	59.73	37.13	13.5	65.72	-	-	P	V
													V
													V
													V
													V
													V
													V
													V
													V
													V
													V

WIFI Ant. 9+8	Note	Frequency (MHz)	Level (dBμV/m)	Margin (dB)	Limit Line (dBμV/m)	Read Level (dBμV)	Antenna Factor (dB/m)	Path Loss (dB)	Preamp Factor (dB)	Ant Pos (cm)	Table Pos (deg)	Peak Avg. (P/A)	Pol. (H/V)
		4904	42.31	-31.69	74	64.23	32.82	11.36	66.1	-	-	P	H
		7356	45.75	-28.25	74	61.17	36.88	13.44	65.74	-	-	P	H
													H
													H
													H
													H
													H
													H
													H
													H
802.11ax													H
HE40 Full													H
CH 09		4904	41.03	-32.97	74	62.95	32.82	11.36	66.1	-	-	P	V
2452MHz		7356	44.48	-29.52	74	59.9	36.88	13.44	65.74	-	-	P	V
													V
													V
													V
													V
													V
													V
													V
													V
													V
													V
Remark	1. No other spurious found. 2. All results are PASS against Peak and Average limit line. 3. The emission position marked as "-" means no suspected emission found with sufficient margin against limit line or noise floor only.												

Note symbol

*	**Fundamental Frequency** which can be ignored. However, the level of any unwanted emissions shall not exceed the level of the fundamental frequency.
!	Test result is **Margin limit** line.
P/A	**P**eak or **A**verage
H/V	**H**orizontal or **V**ertical

A calculation example for radiated spurious emission is shown as below:

WIFI	Note	Frequency	Level	Margin	Limit	Read	Antenna	Path	Preamp	Ant	Table	Peak	Pol.
Ant.					Line	Level	Factor	Loss	Factor	Pos	Pos	Avg.	
9+8		(MHz)	(dBμV/m)	(dB)	(dBμV/m)	(dBμV)	(dB/m)	(dB)	(dB)	(cm)	(deg)	(P/A)	(H/V)
802.11b CH 01 2412MHz		2390	55.45	-18.55	74	54.51	32.22	4.58	35.86	103	308	P	H
		2390	43.54	-10.46	54	42.6	32.22	4.58	35.86	103	308	A	H

1. Path Loss(dB) = Cable loss(dB) + Filter loss(dB) + Attenuator loss(dB)
2. Level(dBμV/m) =

Antenna Factor(dB/m) + Path Loss(dB) + Read Level(dBμV) - Preamp Factor(dB)

3. Margin (dB) = Level(dBμV/m) – Limit Line(dBμV/m)

For Peak Limit @ 2390MHz:

1. Level(dBμV/m)

= Antenna Factor(dB/m) + Path Loss(dB) + Read Level(dBμV) - Preamp Factor(dB)

= 32.22(dB/m) + 4.58(dB) + 54.51(dBμV) – 35.86 (dB)

= 55.45 (dBμV/m)

2. Margin (dB)

= Level(dBμV/m) – Limit Line(dBμV/m)

= 55.45(dBμV/m) – 74(dBμV/m)

= -18.55(dB)

For Average Limit @ 2390MHz:

1. Level(dBμV/m)

= Antenna Factor(dB/m) + Path Loss(dB) + Read Level(dBμV) - Preamp Factor(dB)

= 32.22(dB/m) + 4.58(dB) + 42.6(dBμV) – 35.86 (dB)

= 43.54 (dBμV/m)

2. Margin (dB)

= Level(dBμV/m) – Limit Line(dBμV/m)

= 43.54(dBμV/m) – 54(dBμV/m)

= -10.46(dB)

Both peak and average measured complies with the limit line, so test result is “PASS”.

Appendix D. Radiated Spurious Emission Plots

Test Engineer :	Andy Yang, Karl Hou and Steven Wu	**Temperature :**	18~23°C
		Relative Humidity :	50~65%

Note symbol

-L	**Low channel location**
-R	**High channel location**

<CDD Mode> <Sample 1>

2.4GHz 2400~2483.5MHz

WIFI 802.11b (Band Edge @ 3m)

WIFI	2.4GHz 2400~2483.5MHz Band Edge @ 3m	
ANT	802.11b CH01 2412MHz	
9+8	Horizontal	Fundamental
Peak	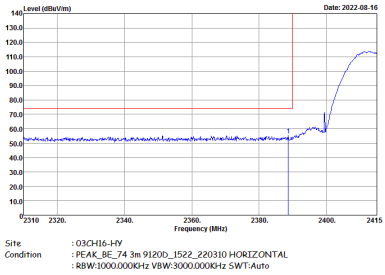	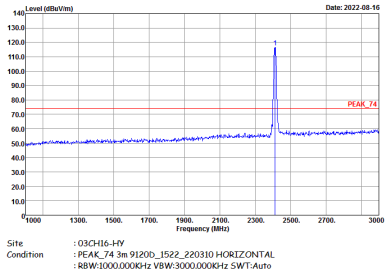
Avg.	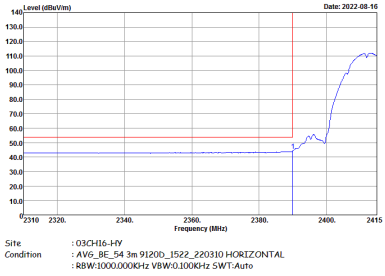	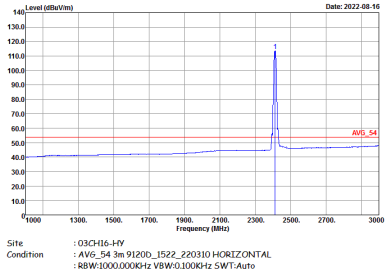

WIFI	2.4GHz 2400~2483.5MHz Band Edge @ 3m	
ANT	802.11b CH01 2412MHz	
9+8	Vertical	Fundamental
Peak	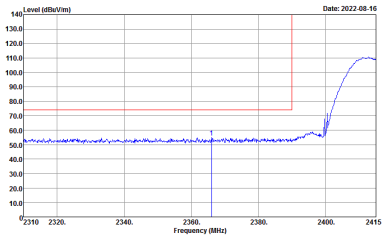	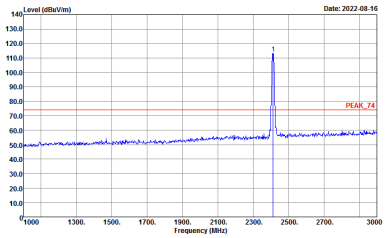
Avg.	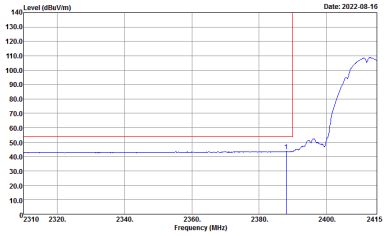	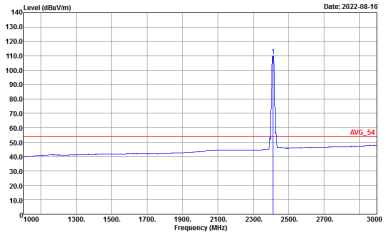

WIFI	2.4GHz 2400~2483.5MHz Band Edge @ 3m	
ANT	802.11b CH06 2437MHz - L	
9+8	Horizontal	Fundamental
Peak	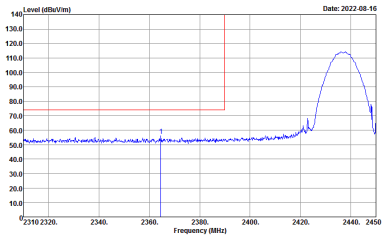	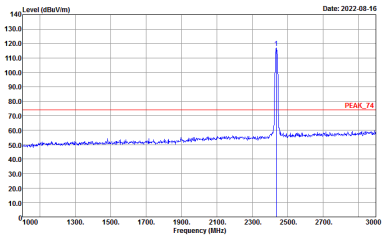
Avg.	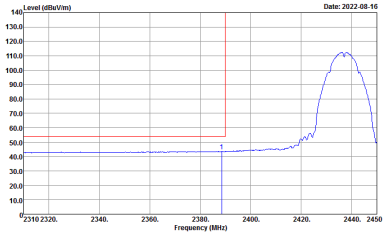	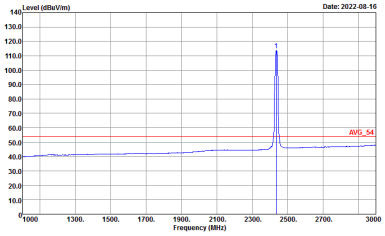

WIFI	2.4GHz 2400~2483.5MHz Band Edge @ 3m	
ANT	802.11b CH06 2437MHz - R	
9+8	Horizontal	Fundamental
Peak	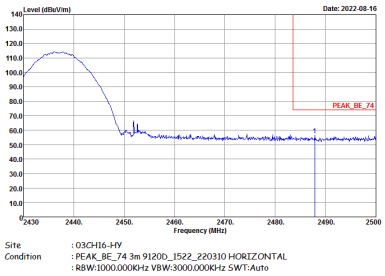	Left blank
Avg.	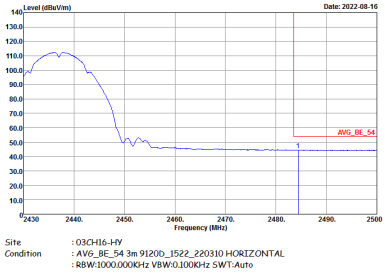	Left blank

WIFI	2.4GHz 2400~2483.5MHz Band Edge @ 3m	
ANT	802.11b CH06 2437MHz - L	
9+8	Vertical	Fundamental
Peak	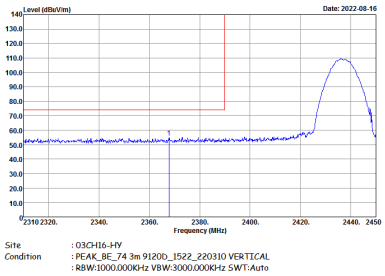	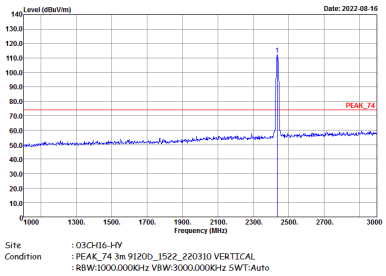
Avg.	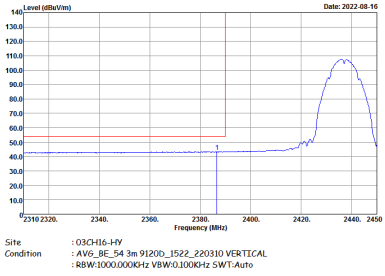	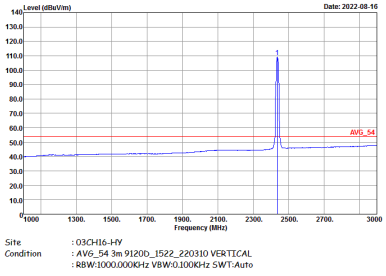

WIFI	2.4GHz 2400~2483.5MHz Band Edge @ 3m	
ANT	802.11b CH06 2437MHz - R	
9+8	Vertical	Fundamental
Peak	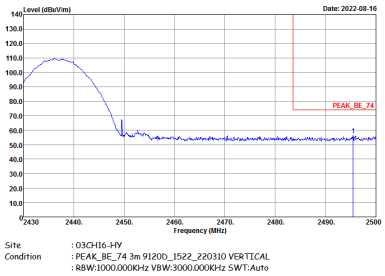	Left blank
Avg.	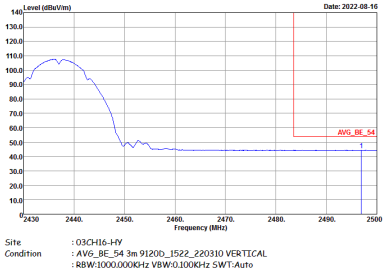	Left blank

WIFI	2.4GHz 2400~2483.5MHz Band Edge @ 3m	
ANT	802.11b CH11 2462MHz	
9+8	Horizontal	Fundamental
Peak	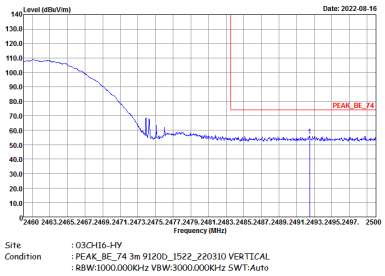	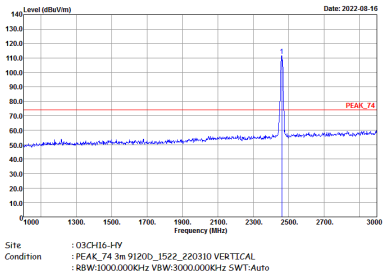
Avg.	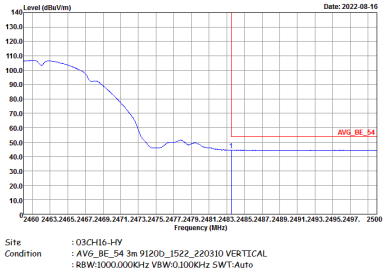	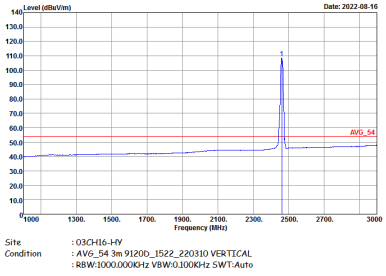

WIFI	2.4GHz 2400~2483.5MHz Band Edge @ 3m	
ANT	802.11b CH11 2462MHz	
9+8	Vertical	Fundamental
Peak	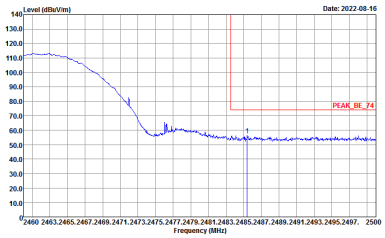	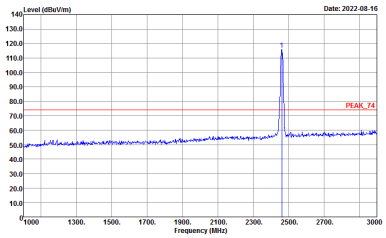
Avg.	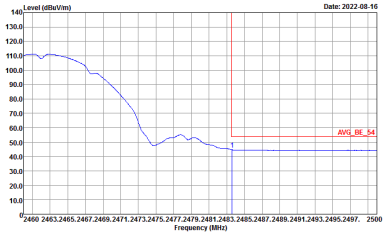	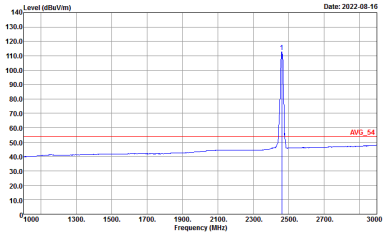

2.4GHz 2400~2483.5MHz

WIFI 802.11g (Band Edge @ 3m)

WIFI	2.4GHz 2400~2483.5MHz Band Edge @ 3m	
ANT	802.11g CH01 2412MHz	
9+8	Horizontal	Fundamental
Peak	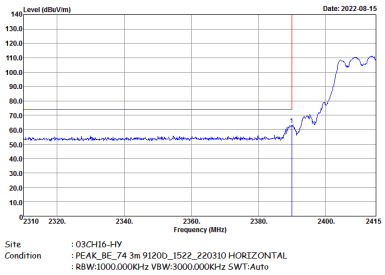	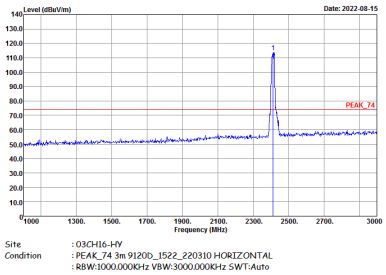
Avg.	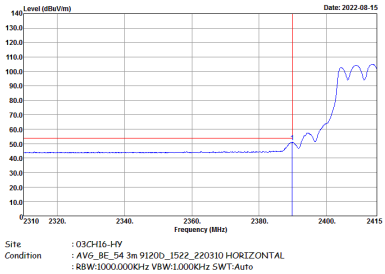	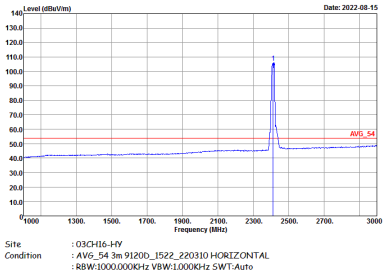

WIFI	2.4GHz 2400~2483.5MHz Band Edge @ 3m	
ANT	802.11g CH01 2412MHz	
9+8	Vertical	Fundamental
Peak	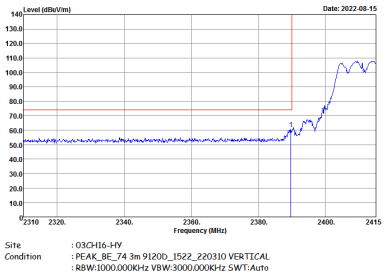	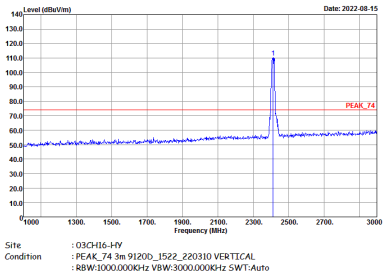
Avg.	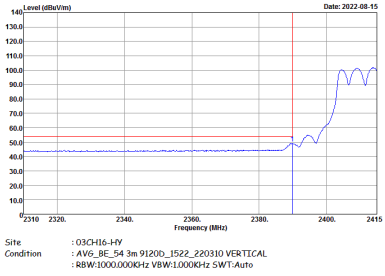	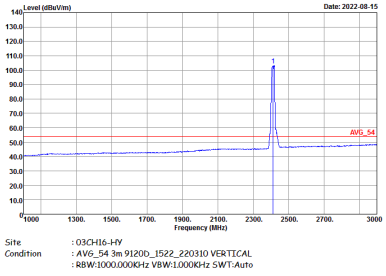

WIFI	2.4GHz 2400~2483.5MHz Band Edge @ 3m	
ANT	802.11g CH06 2437MHz - L	
9+8	Horizontal	Fundamental
Peak	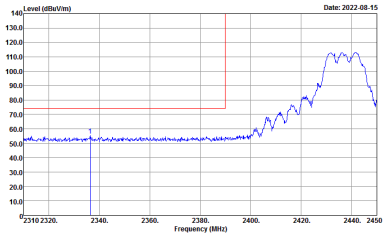	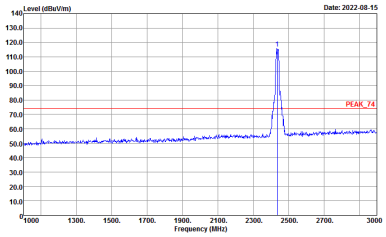
Avg.	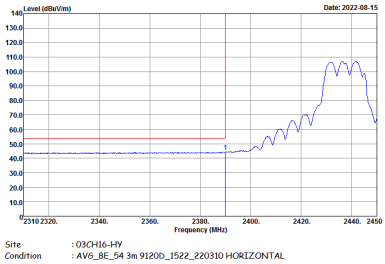	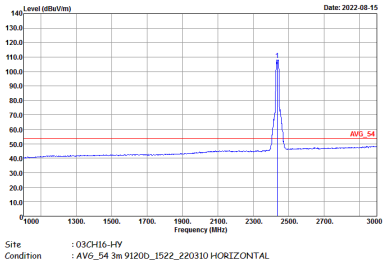

WIFI	2.4GHz 2400~2483.5MHz Band Edge @ 3m	
ANT	802.11g CH06 2437MHz - R	
9+8	Horizontal	Fundamental
Peak	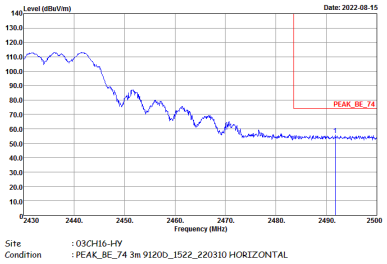	Left blank
Avg.	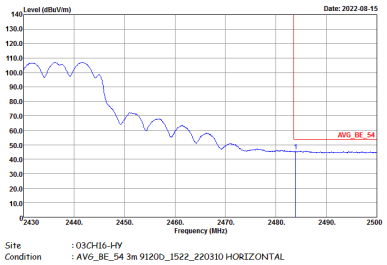	Left blank

WIFI	2.4GHz 2400~2483.5MHz Band Edge @ 3m	
ANT	802.11g CH06 2437MHz - L	
9+8	Vertical	Fundamental
Peak	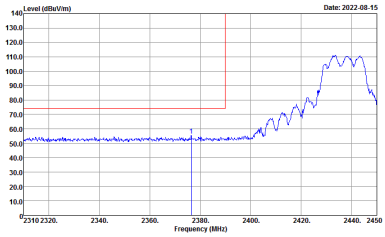	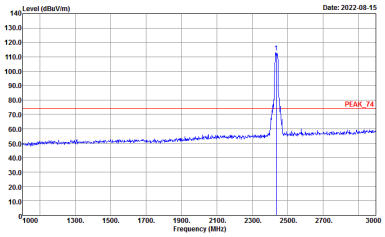
Avg.	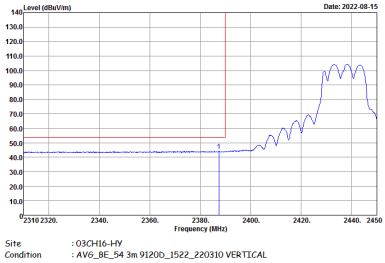	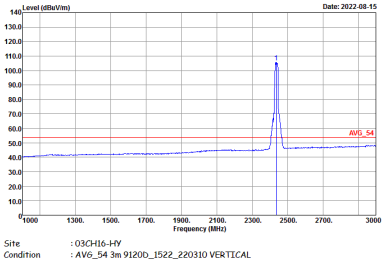

WIFI	2.4GHz 2400~2483.5MHz Band Edge @ 3m	
ANT	802.11g CH06 2437MHz - R	
9+8	Vertical	Fundamental
Peak	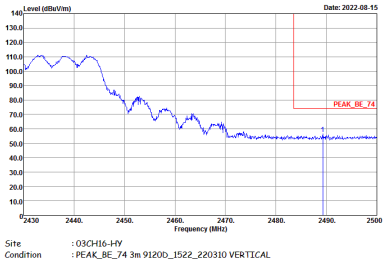	Left Blank
Avg.	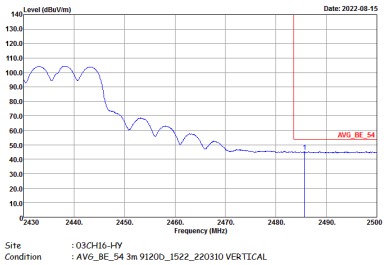	Left Blank

WIFI	2.4GHz 2400~2483.5MHz Band Edge @ 3m	
ANT	802.11g CH11 2462MHz	
9+8	Horizontal	Fundamental
Peak	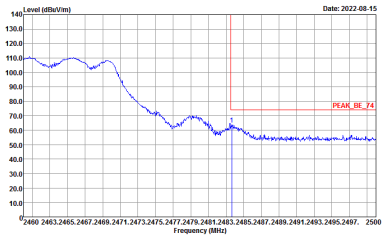	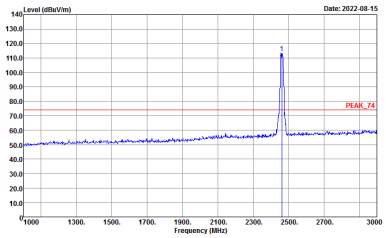
Avg.	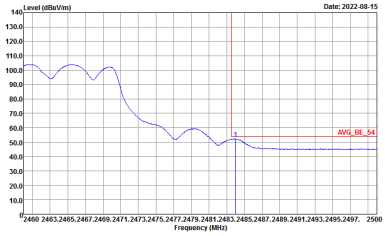	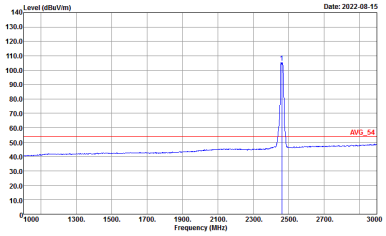

WIFI	2.4GHz 2400~2483.5MHz Band Edge @ 3m	
ANT	802.11g CH11 2462MHz	
9+8	Vertical	Fundamental
Peak	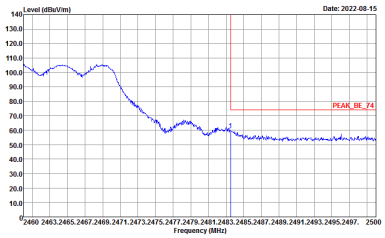	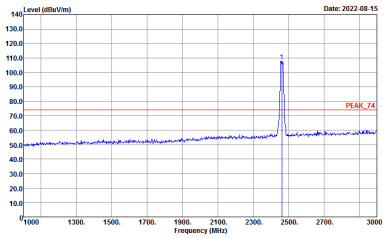
Avg.	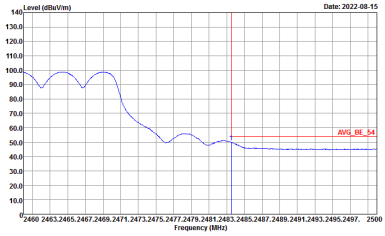	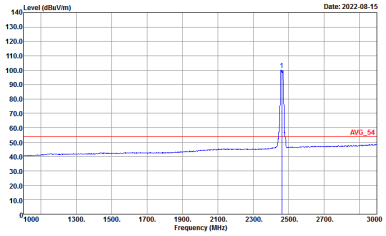

2.4GHz 2400~2483.5MHz

WIFI 802.11ax HE20 Full (Band Edge @ 3m)

WIFI	2.4GHz 2400~2483.5MHz Band Edge @ 3m	
ANT	802.11ax HE20 Full CH01 2412MHz	
9+8	Horizontal	Fundamental
Peak	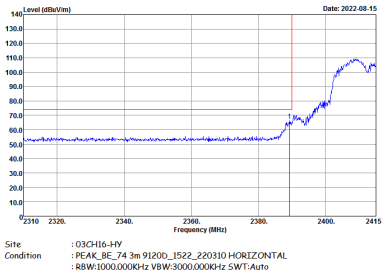	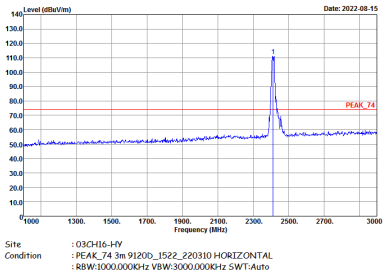
Avg.	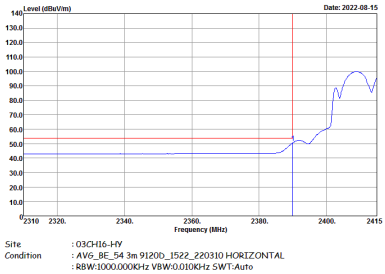	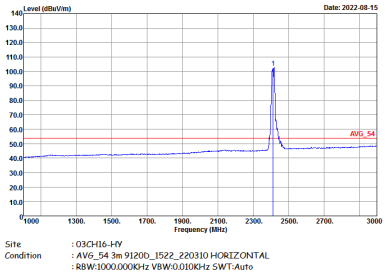

WIFI	2.4GHz 2400~2483.5MHz Band Edge @ 3m	
ANT	802.11ax HE20 Full CH01 2412MHz	
9+8	Vertical	Fundamental
Peak	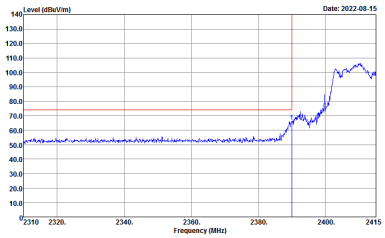	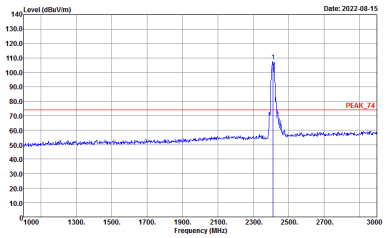
Avg.	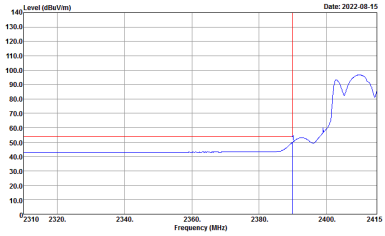	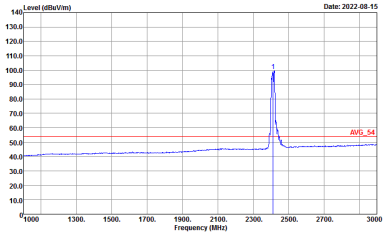

WIFI	2.4GHz 2400~2483.5MHz Band Edge @ 3m	
ANT	802.11ax HE20 Full CH06 2437MHz - L	
9+8	Horizontal	Fundamental
Peak	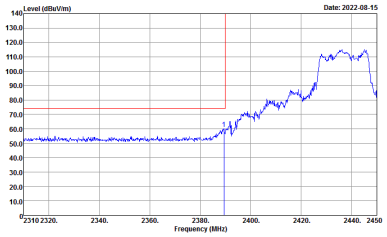	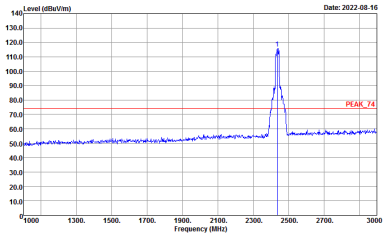
Avg.	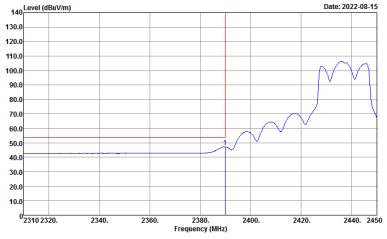	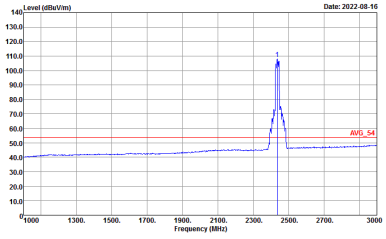

WIFI	2.4GHz 2400~2483.5MHz Band Edge @ 3m	
ANT	802.11ax HE20 Full CH06 2437MHz - R	
9+8	Horizontal	Fundamental
Peak	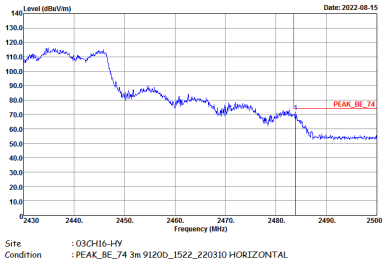	Left blank
Avg.	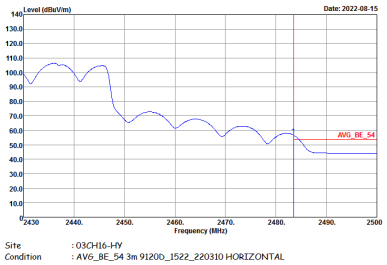	Left blank

WIFI	2.4GHz 2400~2483.5MHz Band Edge @ 3m	
ANT	802.11ax HE20 Full CH06 2437MHz - L	
9+8	Vertical	Fundamental
Peak	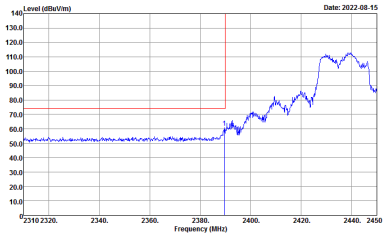	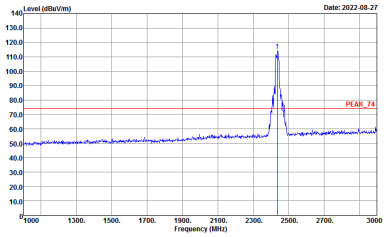
Avg.	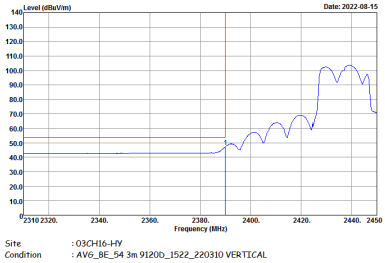	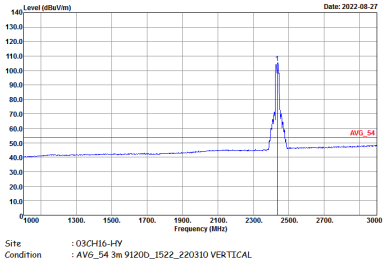

WIFI	2.4GHz 2400~2483.5MHz Band Edge @ 3m	
ANT	802.11ax HE20 Full CH06 2437MHz - R	
9+8	Vertical	Fundamental
Peak	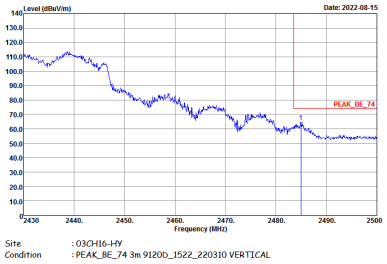	Left blank
Avg.	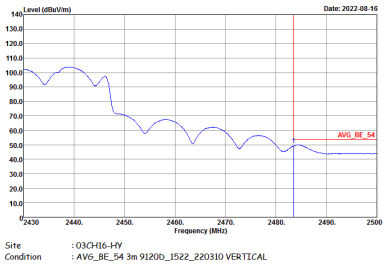	Left blank

WIFI	2.4GHz 2400~2483.5MHz Band Edge @ 3m	
ANT	802.11ax HE20 Full CH11 2462MHz	
9+8	Horizontal	Fundamental
Peak	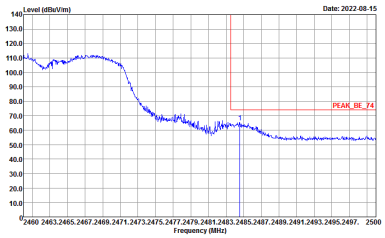	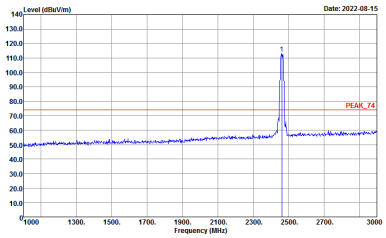
Avg.	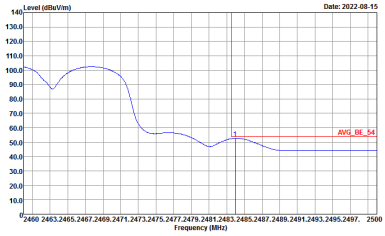	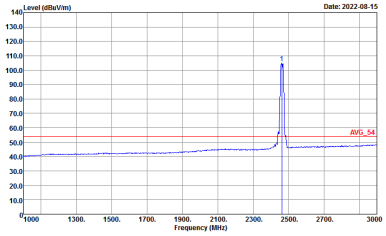

WIFI	2.4GHz 2400~2483.5MHz Band Edge @ 3m	
ANT	802.11ax HE20 Full CH11 2462MHz	
9+8	Vertical	Fundamental
Peak	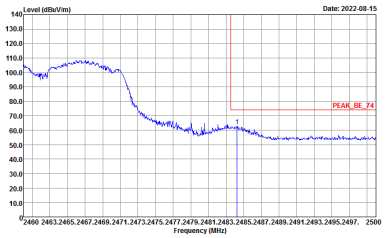	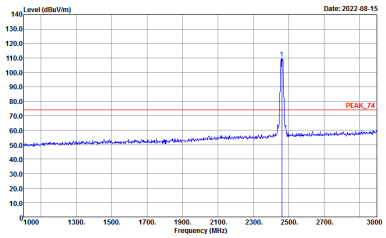
Avg.	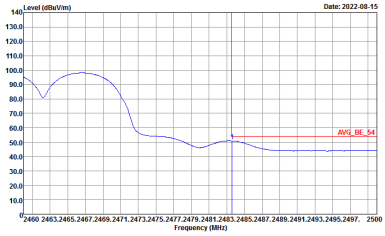	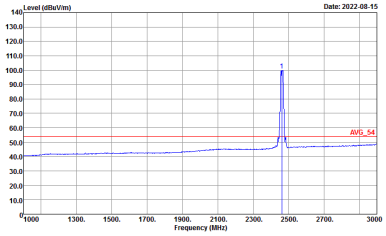

2.4GHz 2400~2483.5MHz

WIFI 802.11ax HE20 Partial 106 (Band Edge @ 3m)

WIFI	2.4GHz 2400~2483.5MHz Band Edge @ 3m	
ANT	802.11ax HE20 Partial 106/53 CH01 2412MHz	
9+8	Horizontal	Fundamental
Peak	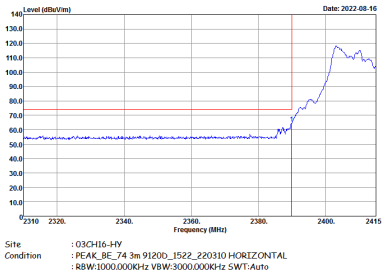	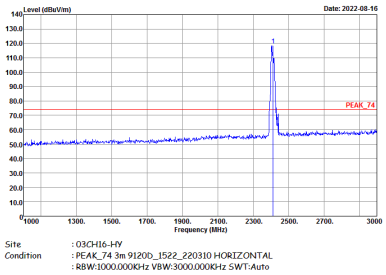
Avg.	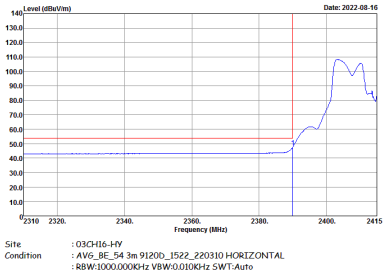	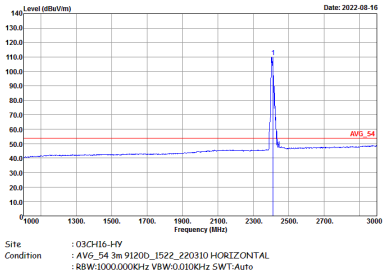

WIFI	2.4GHz 2400~2483.5MHz Band Edge @ 3m	
ANT	802.11ax HE20 Partial 106/53 CH01 2412MHz	
9+8	Vertical	Fundamental
Peak	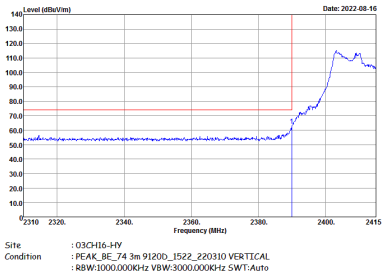	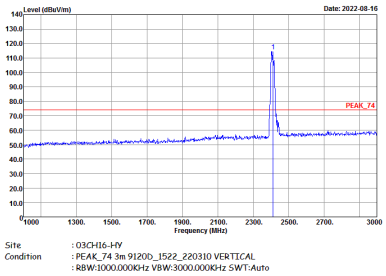
Avg.	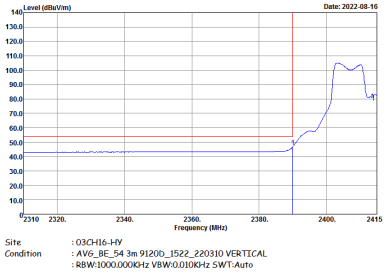	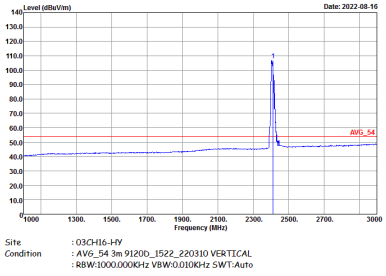

WIFI	2.4GHz 2400~2483.5MHz Band Edge @ 3m	
ANT	802.11ax HE20 Partial 106/54 CH11 2462MHz	
9+8	Horizontal	Fundamental
Peak	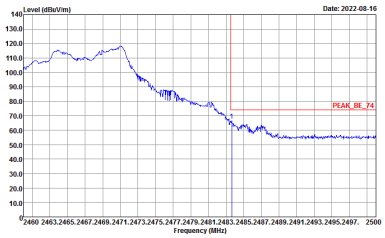	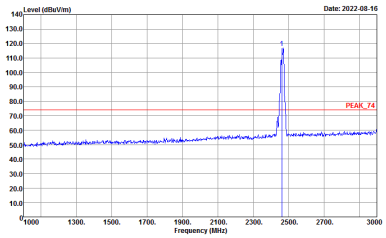
Avg.	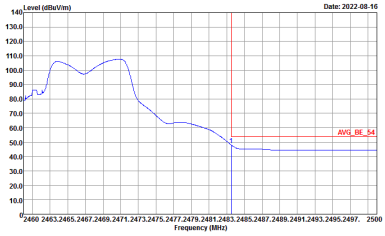	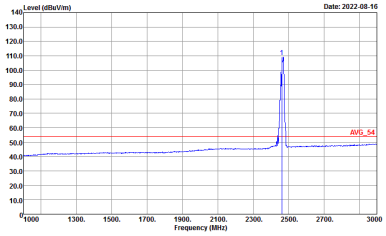

WIFI	2.4GHz 2400~2483.5MHz Band Edge @ 3m	
ANT	802.11ax HE20 Partial 106/54 CH11 2462MHz	
9+8	Vertical	Fundamental
Peak	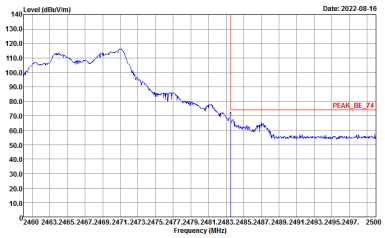	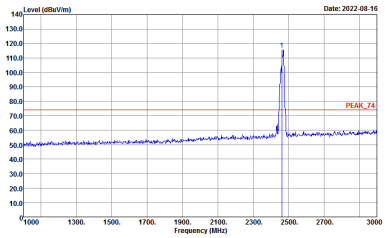
Avg.	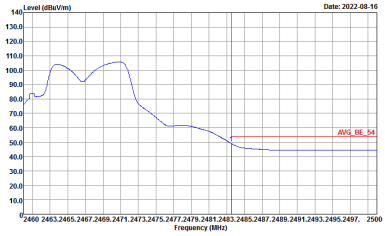	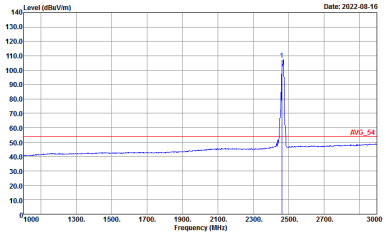

2.4GHz 2400~2483.5MHz

WIFI 802.11ax HE40 Full (Band Edge @ 3m)

WIFI	2.4GHz 2400~2483.5MHz Band Edge @ 3m	
ANT	802.11ax HE40 Full CH03 2422MHz - L	
9+8	Horizontal	Fundamental
Peak	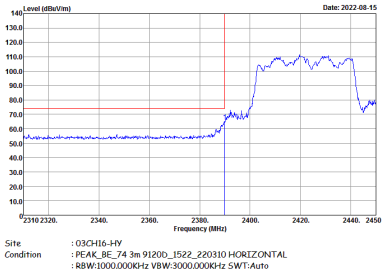	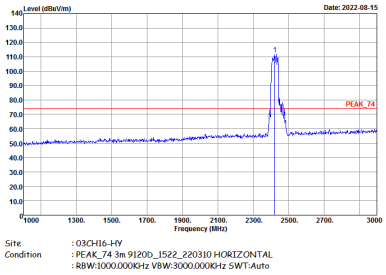
Avg.	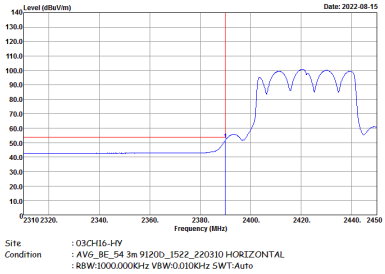	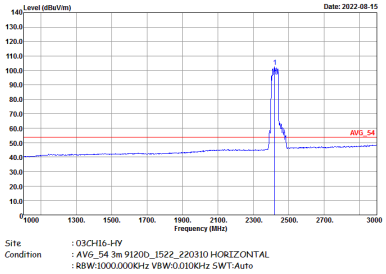

WIFI	2.4GHz 2400~2483.5MHz Band Edge @ 3m	
ANT	802.11ax HE40 Full CH03 2422MHz - R	
9+8	Horizontal	Fundamental
Peak	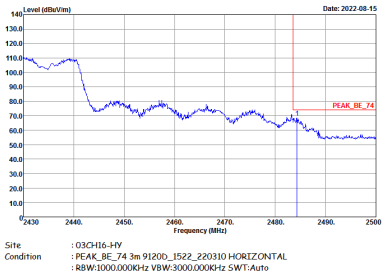	Left blank
Avg.	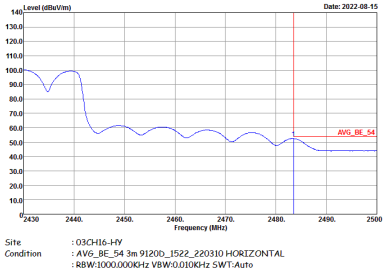	Left blank

WIFI	2.4GHz 2400~2483.5MHz Band Edge @ 3m	
ANT	802.11ax HE40 Full CH03 2422MHz - L	
9+8	Vertical	Fundamental
Peak	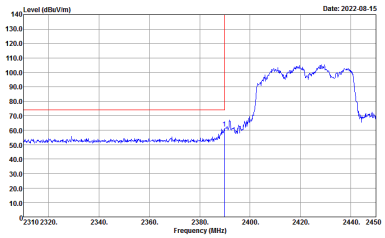	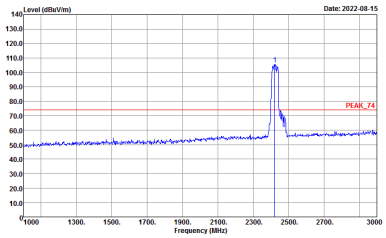
Avg.	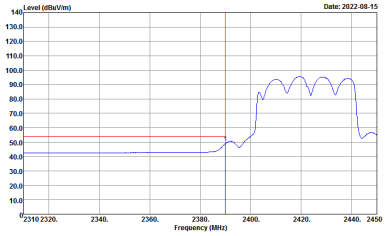	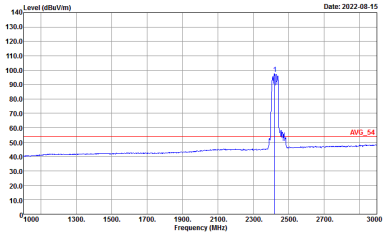

WIFI	2.4GHz 2400~2483.5MHz Band Edge @ 3m	
ANT	802.11ax HE40 Full CH03 2422MHz - R	
9+8	Vertical	Fundamental
Peak	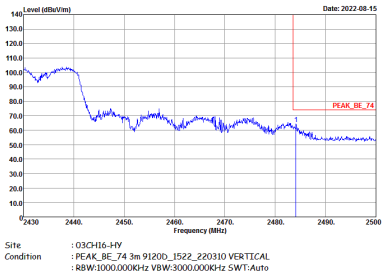	Left blank
Avg.	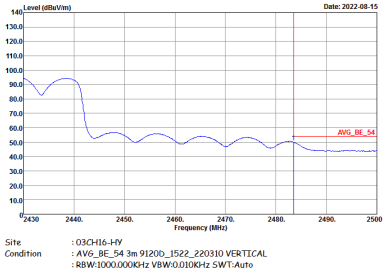	Left blank

WIFI	2.4GHz 2400~2483.5MHz Band Edge @ 3m	
ANT	802.11ax HE40 Full CH06 2437MHz - L	
9+8	Horizontal	Fundamental
Peak	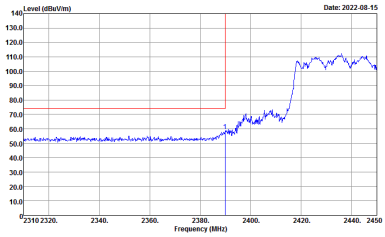	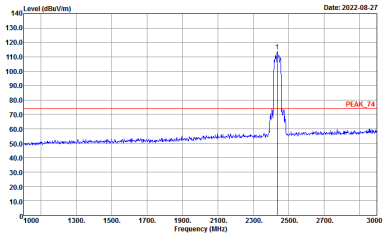
Avg.	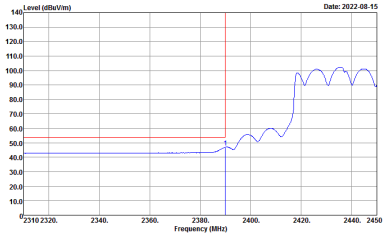	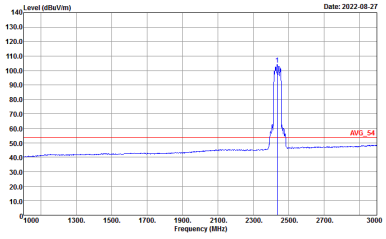

WIFI	2.4GHz 2400~2483.5MHz Band Edge @ 3m	
ANT	802.11ax HE40 Full CH06 2437MHz - R	
9+8	Horizontal	Fundamental
Peak	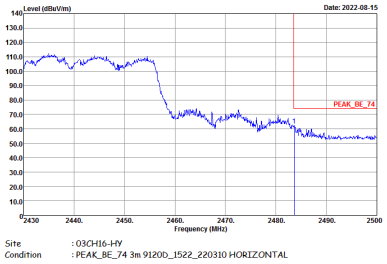	Left blank
Avg.	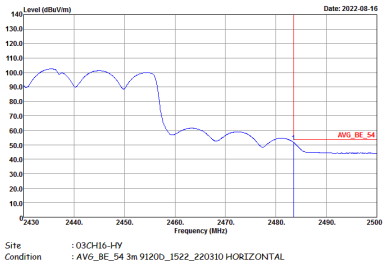	Left blank

WIFI	2.4GHz 2400~2483.5MHz Band Edge @ 3m	
ANT	802.11ax HE40 Full CH06 2437MHz - L	
9+8	Vertical	Fundamental
Peak	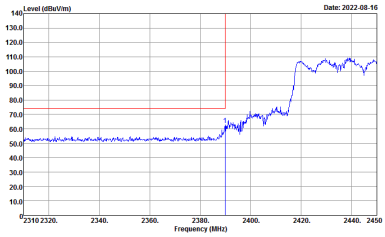	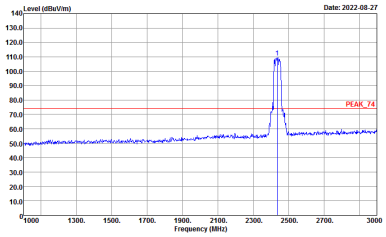
Avg.	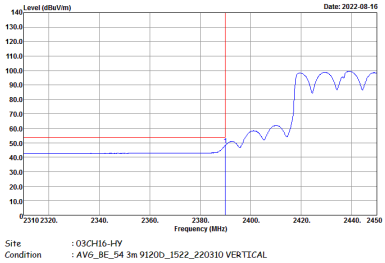	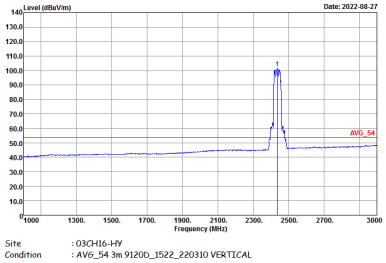

WIFI	2.4GHz 2400~2483.5MHz Band Edge @ 3m	
ANT	802.11ax HE40 Full CH06 2437MHz - R	
9+8	Vertical	Fundamental
Peak	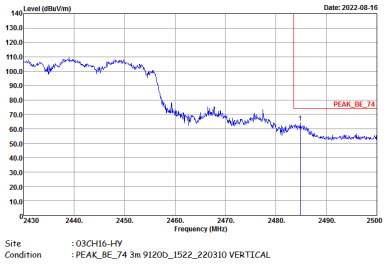	Left blank
Avg.	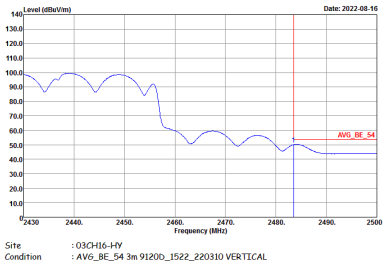	Left blank

WIFI	2.4GHz 2400~2483.5MHz Band Edge @ 3m	
ANT	802.11ax HE40 Full CH09 2452MHz - L	
9+8	Horizontal	Fundamental
Peak	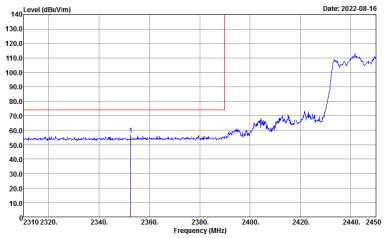	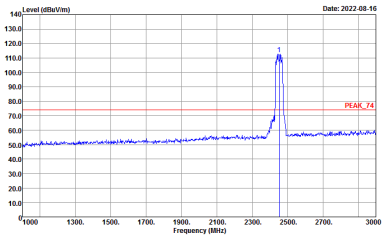
Avg.	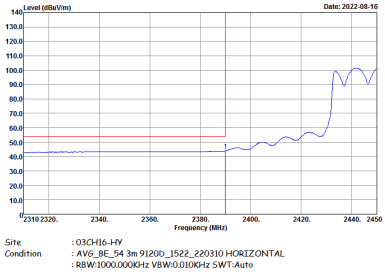	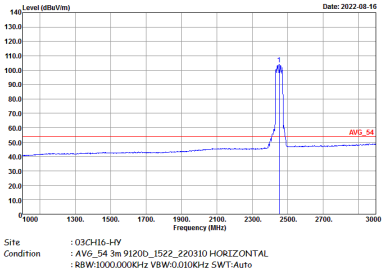

WIFI	2.4GHz 2400~2483.5MHz Band Edge @ 3m	
ANT	802.11ax HE40 Full CH09 2452MHz - R	
9+8	Horizontal	Fundamental
Peak	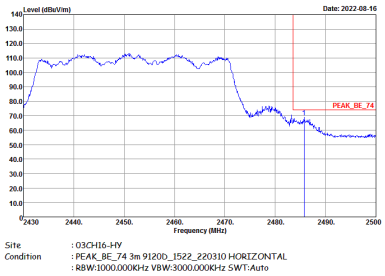	Left blank
Avg.	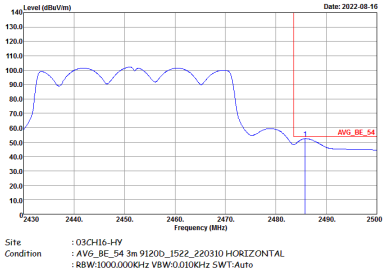	Left blank

WIFI	2.4GHz 2400~2483.5MHz Band Edge @ 3m	
ANT	802.11ax HE40 Full CH09 2452MHz - L	
9+8	Vertical	Fundamental
Peak	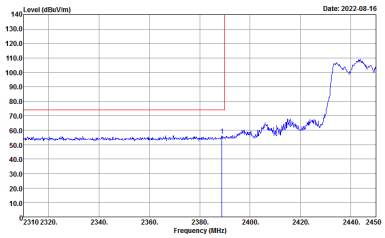	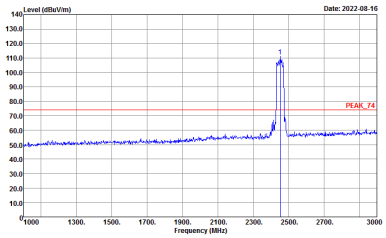
Avg.	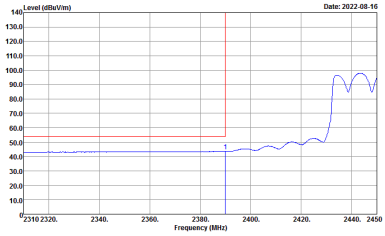	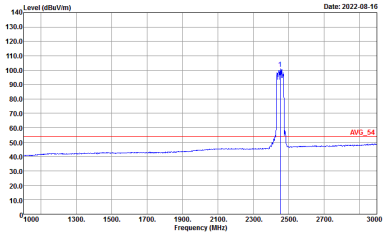

WIFI	2.4GHz 2400~2483.5MHz Band Edge @ 3m	
ANT	802.11ax HE40 Full CH09 2452MHz - R	
9+8	Vertical	Fundamental
Peak	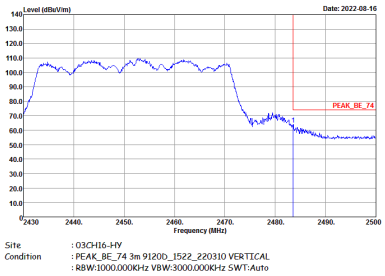	Left blank
Avg.	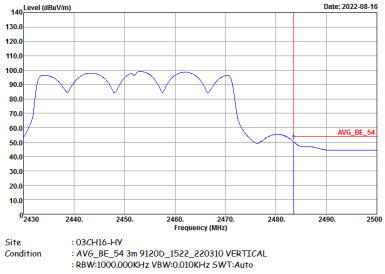	Left blank

2.4GHz 2400~2483.5MHz

WIFI 802.11ax HE40 Partial 242 (Band Edge @ 3m)

WIFI	2.4GHz 2400~2483.5MHz Band Edge @ 3m	
ANT	802.11ax HE40 Partial 242/61 CH03 2422MHz - L	
9+8	Horizontal	Fundamental
Peak	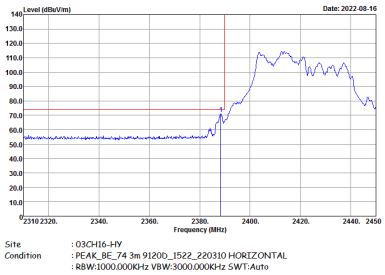	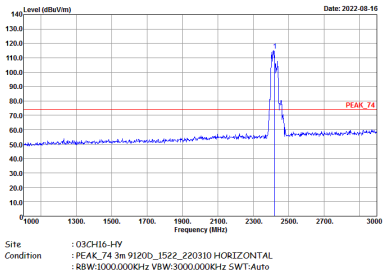
Avg.	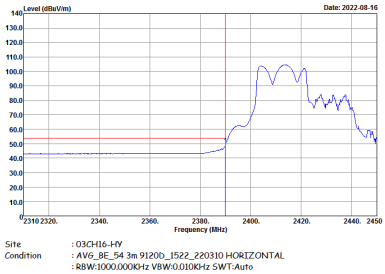	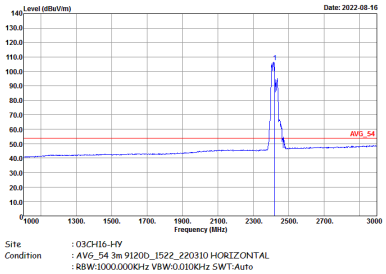

WIFI	2.4GHz 2400~2483.5MHz Band Edge @ 3m	
ANT	802.11ax HE40 Partial 242/61 CH03 2422MHz - R	
9+8	Horizontal	Fundamental
Peak	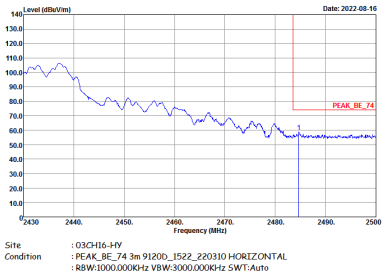	Left blank
Avg.	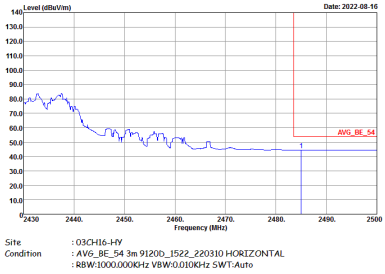	Left blank

WIFI	2.4GHz 2400~2483.5MHz Band Edge @ 3m	
ANT	802.11ax HE40 Partial 242/61 CH03 2422MHz - L	
9+8	Vertical	Fundamental
Peak	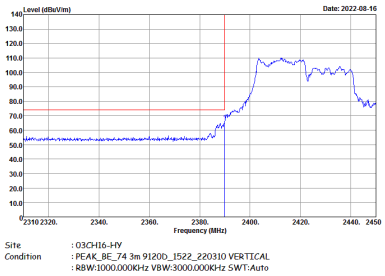	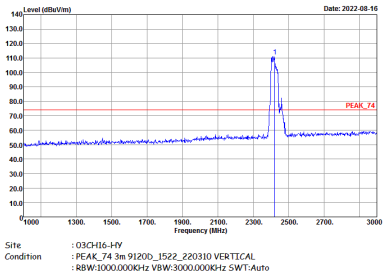
Avg.	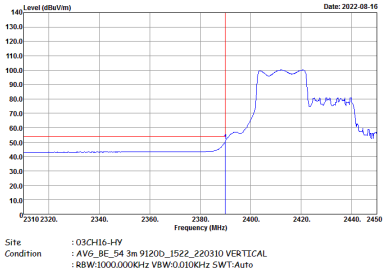	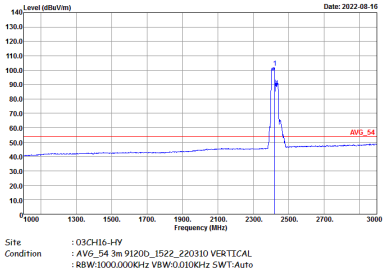

WIFI	2.4GHz 2400~2483.5MHz Band Edge @ 3m	
ANT	802.11ax HE40 Partial 242/61 CH03 2422MHz - R	
9+8	Vertical	Fundamental
Peak	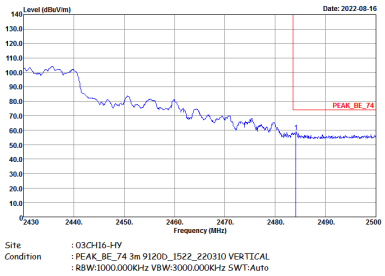	Left blank
Avg.	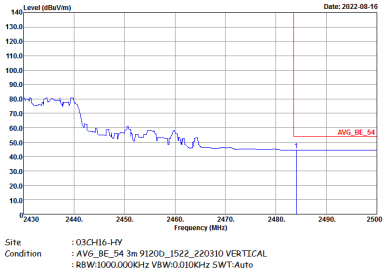	Left blank

WIFI	2.4GHz 2400~2483.5MHz Band Edge @ 3m	
ANT	802.11ax HE40 Partial 242/62 CH09 2452MHz - L	
9+8	Horizontal	Fundamental
Peak	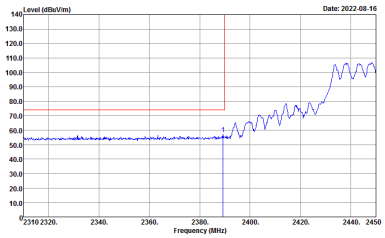	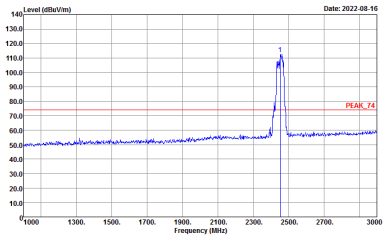
Avg.	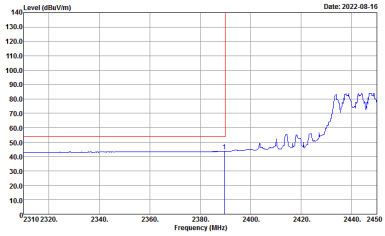	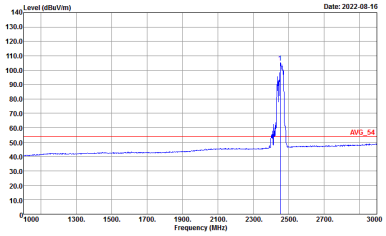

WIFI	2.4GHz 2400~2483.5MHz Band Edge @ 3m	
ANT	802.11ax HE40 Partial 242/62 CH09 2452MHz - R	
9+8	Horizontal	Fundamental
Peak	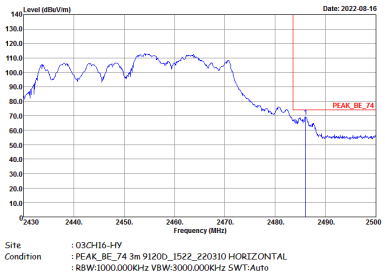	Left blank
Avg.	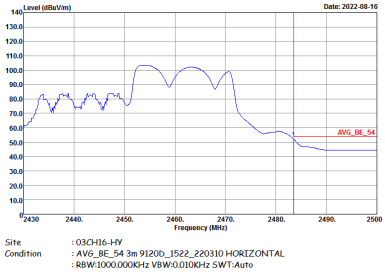	Left blank

WIFI	2.4GHz 2400~2483.5MHz Band Edge @ 3m	
ANT	802.11ax HE40 Partial 242/62 CH09 2452MHz - L	
9+8	Vertical	Fundamental
Peak	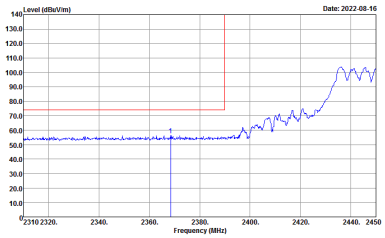	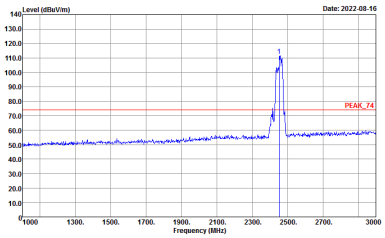
Avg.	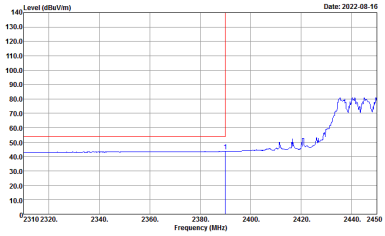	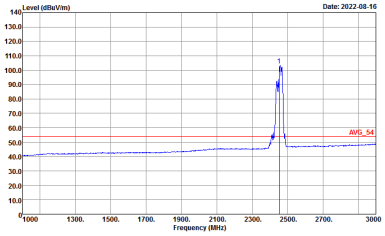

WIFI	2.4GHz 2400~2483.5MHz Band Edge @ 3m	
ANT	802.11ax HE40 Partial 242/62 CH09 2452MHz - R	
9+8	Vertical	Fundamental
Peak	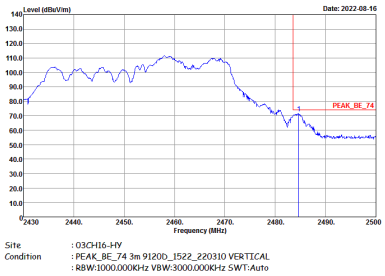	Left blank
Avg.	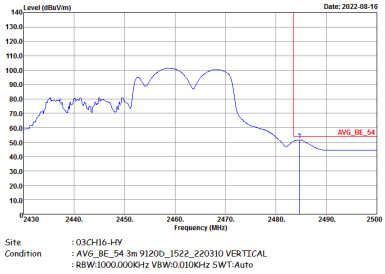	Left blank

2.4GHz 2400~2483.5MHz

WIFI 802.11b (Harmonic @ 3m)

WIFI	2.4GHz 2400~2483.5MHz Harmonic @ 3m	
ANT	802.11b CH01 2412MHz	
9+8	Horizontal	Vertical
Peak Avg.	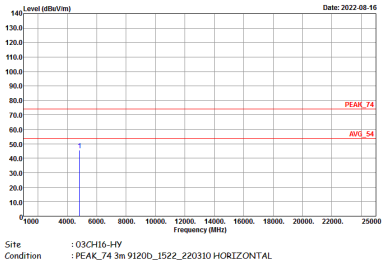	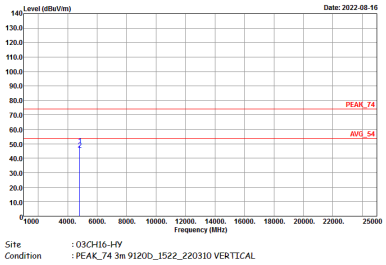

WIFI	2.4GHz 2400~2483.5MHz Harmonic @ 3m	
ANT	802.11b CH06 2437MHz	
9+8	Horizontal	Vertical
Peak Avg.	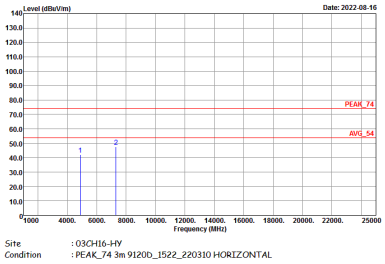	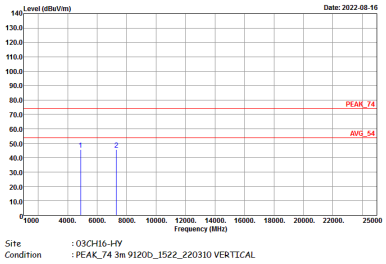

WIFI	2.4GHz 2400~2483.5MHz Harmonic @ 3m	
ANT	802.11b CH11 2462MHz	
9+8	Horizontal	Vertical
Peak Avg.	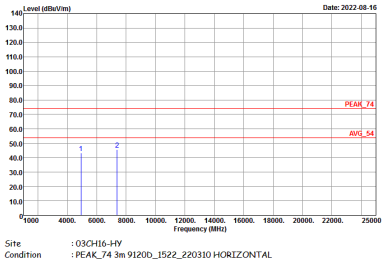	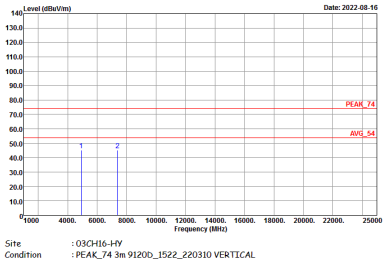

2.4GHz 2400~2483.5MHz

WIFI 802.11g (Harmonic @ 3m)

WIFI	2.4GHz 2400~2483.5MHz Harmonic @ 3m	
ANT	802.11g CH01 2412MHz	
9+8	Horizontal	Vertical
Peak Avg.	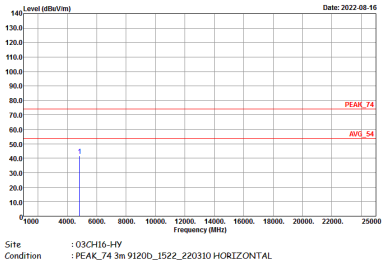	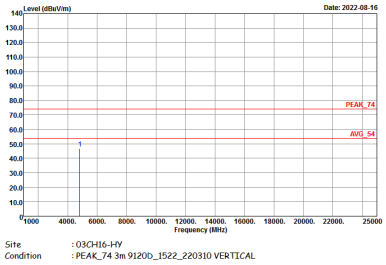

WIFI	2.4GHz 2400~2483.5MHz Harmonic @ 3m	
ANT	802.11g CH06 2437MHz	
9+8	Horizontal	Vertical
Peak Avg.	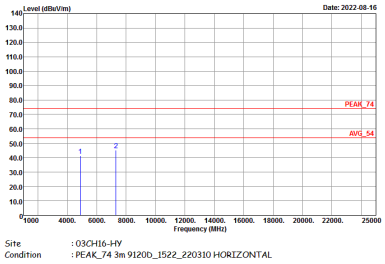	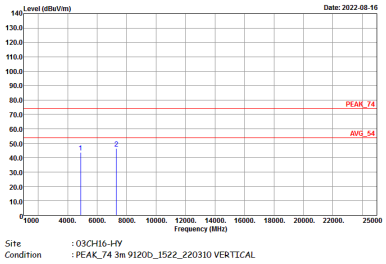

WIFI	2.4GHz 2400~2483.5MHz Harmonic @ 3m	
ANT	802.11g CH11 2462MHz	
9+8	Horizontal	Vertical
Peak Avg.	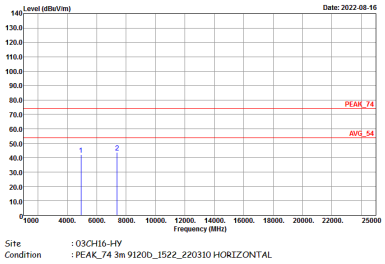	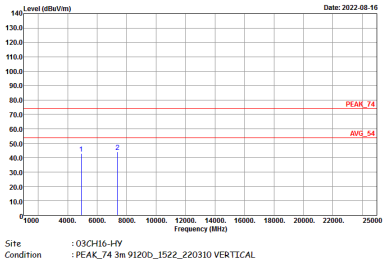

2.4GHz 2400~2483.5MHz

WIFI 802.11 ax HE20 Full (Harmonic @ 3m)

WIFI	2.4GHz 2400~2483.5MHz Harmonic @ 3m	
ANT	802.11 ax HE20 Full CH01 2412MHz	
9+8	Horizontal	Vertical
Peak Avg.	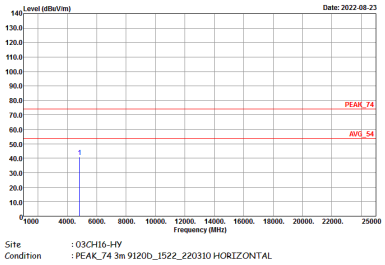	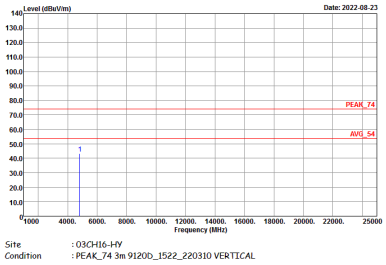

WIFI	2.4GHz 2400~2483.5MHz Harmonic @ 3m	
ANT	802.11 ax HE20 Full CH06 2437MHz	
9+8	Horizontal	Vertical
Peak Avg.	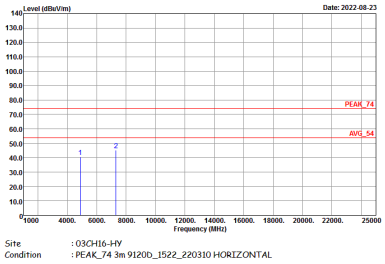	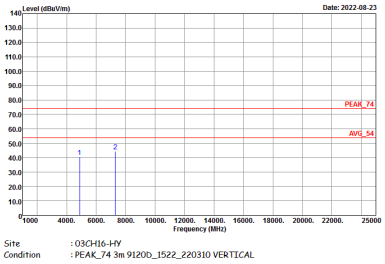

WIFI	2.4GHz 2400~2483.5MHz Harmonic @ 3m	
ANT	802.11 ax HE20 Full CH11 2462MHz	
9+8	Horizontal	Vertical
Peak Avg.	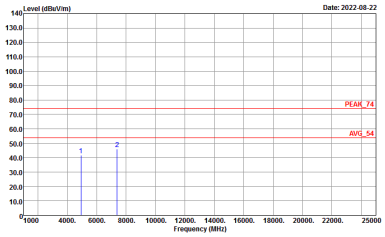	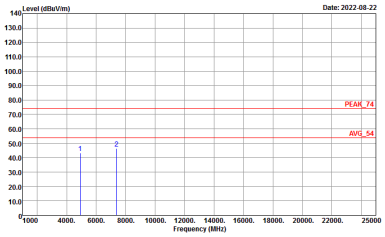

2.4GHz 2400~2483.5MHz

WIFI 802.11 ax HE40 Full (Harmonic @ 3m)

WIFI	2.4GHz 2400~2483.5MHz Harmonic @ 3m	
ANT	802.11 ax HE40 Full CH03 2422MHz	
9+8	Horizontal	Vertical
Peak Avg.	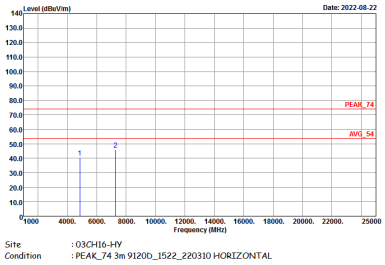	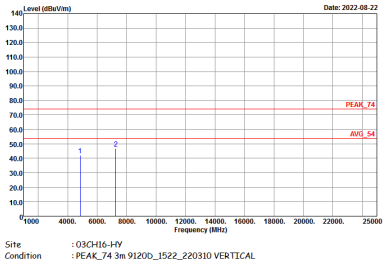

WIFI	2.4GHz 2400~2483.5MHz Harmonic @ 3m	
ANT	802.11 ax HE40 Full CH06 2437MHz	
9+8	Horizontal	Vertical
Peak Avg.	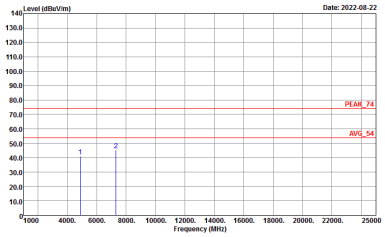	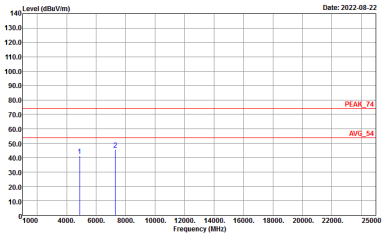

WIFI	2.4GHz 2400~2483.5MHz Harmonic @ 3m	
ANT	802.11 ax HE40 Full CH09 2452MHz	
9+8	Horizontal	Vertical
Peak Avg.	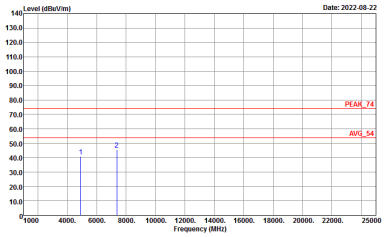	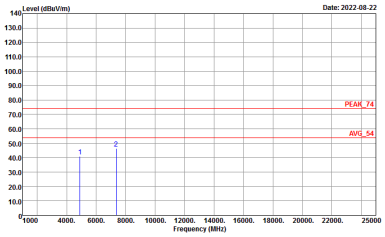

2.4GHz 2400~2483.5MHz

WIFI 802.11ax HE40 Partial 242 (Harmonic @ 3m)

WIFI	2.4GHz 2400~2483.5MHz Harmonic @ 3m	
ANT	802.11ax HE40 Partial 242/61 CH03 2422MHz	
9+8	Horizontal	Vertical
Peak Avg.	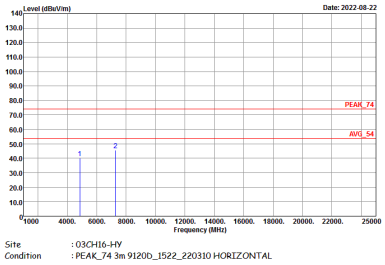	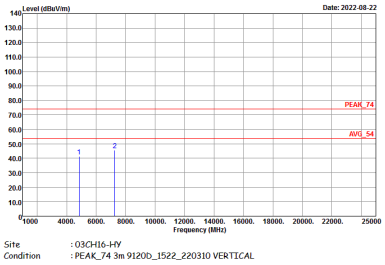

WIFI	2.4GHz 2400~2483.5MHz Harmonic @ 3m	
ANT	802.11ax HE40 Partial 242/62 CH09 2452MHz	
9+8	Horizontal	Vertical
Peak Avg.	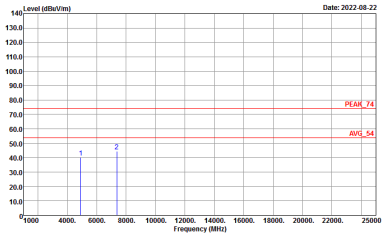	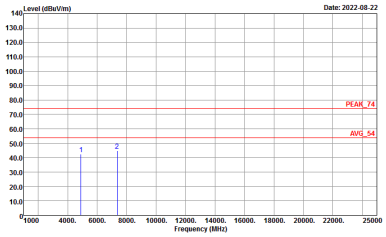

Emission above 18GHz

2.4GHz WIFI 802.11ax HE20 Full (LF)

WIFI	2.4GHz 2400~2483.5MHz	
ANT	802.11ax HE20 Full LF	
9+8	Horizontal	Vertical
QP / Peak	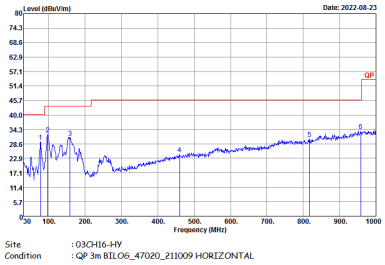	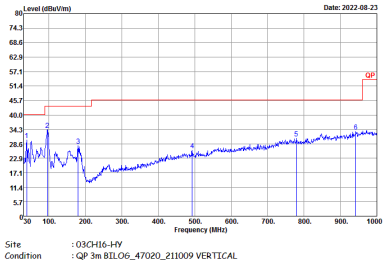

<Sample 2>

2.4GHz 2400~2483.5MHz

WIFI 802.11ax HE20 Full (Band Edge @ 3m)

WIFI	2.4GHz 2400~2483.5MHz Band Edge @ 3m	
ANT	802.11ax HE20 Full CH11 2462MHz	
9+8	Horizontal	Fundamental
Peak	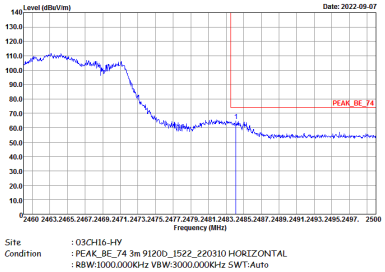	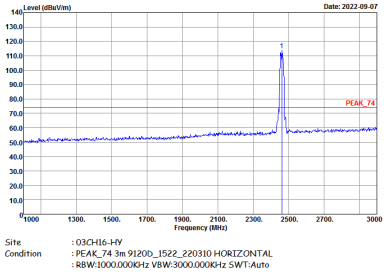
Avg.	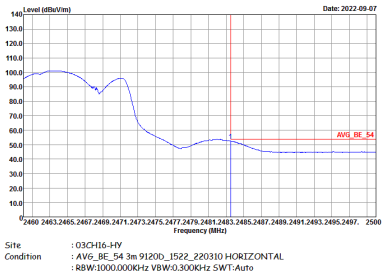	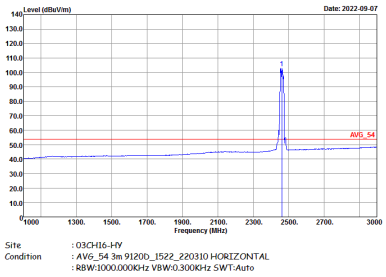

WIFI	2.4GHz 2400~2483.5MHz Band Edge @ 3m	
ANT	802.11ax HE20 Full CH11 2462MHz	
9+8	Vertical	Fundamental
Peak	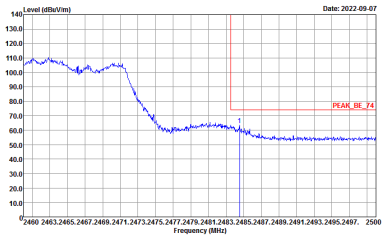	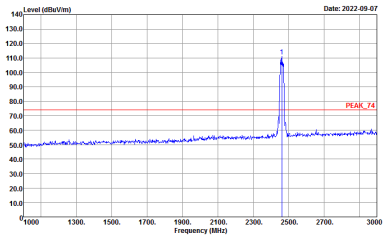
Avg.	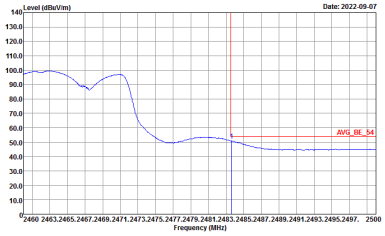	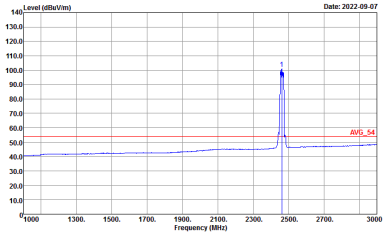

2.4GHz 2400~2483.5MHz

WIFI 802.11 ax HE20 Full (Harmonic @ 3m)

WIFI	2.4GHz 2400~2483.5MHz Harmonic @ 3m	
ANT	802.11 ax HE20 Full CH11 2462MHz	
9+8	Horizontal	Vertical
Peak Avg.	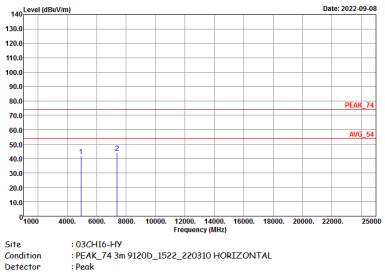	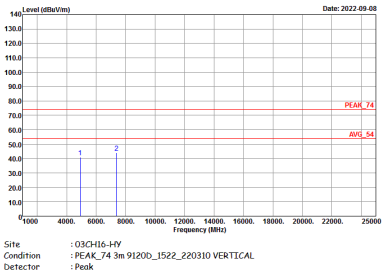

<TXBF Mode> <Sample 1>

2.4GHz 2400~2483.5MHz

WIFI 802.11ax HE20 Full (Band Edge @ 3m)

WIFI	2.4GHz 2400~2483.5MHz Band Edge @ 3m	
ANT	802.11ax HE20 Full CH01 2412MHz	
9+8	Horizontal	Fundamental
Peak	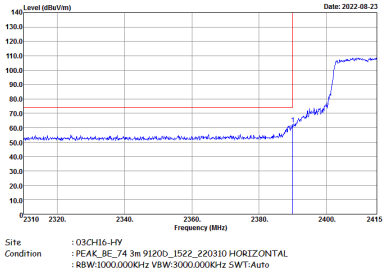	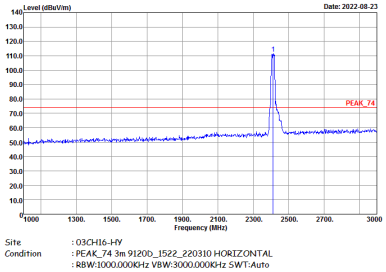
Avg.	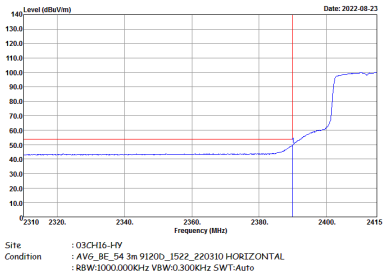	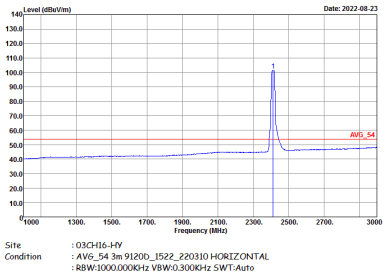

WIFI	2.4GHz 2400~2483.5MHz Band Edge @ 3m	
ANT	802.11ax HE20 Full CH01 2412MHz	
9+8	Vertical	Fundamental
Peak	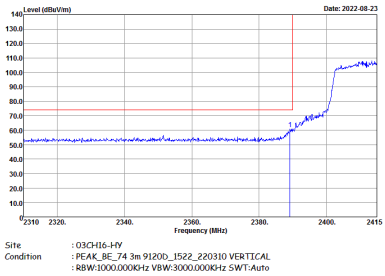	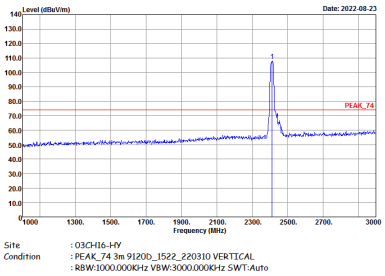
Avg.	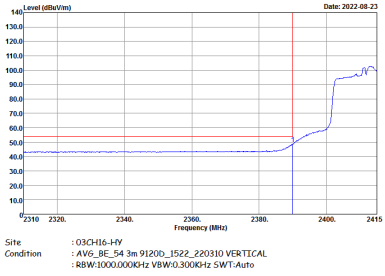	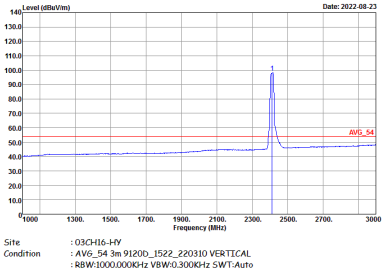

WIFI	2.4GHz 2400~2483.5MHz Band Edge @ 3m	
ANT	802.11ax HE20 Full CH06 2437MHz - L	
9+8	Horizontal	Fundamental
Peak	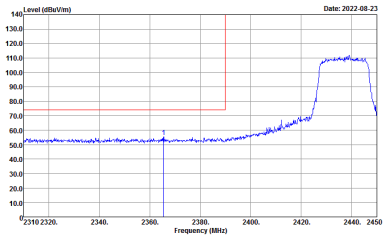	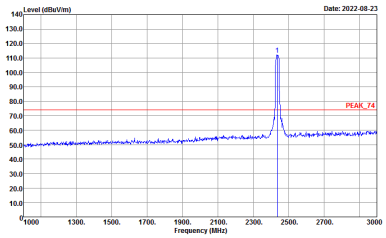
Avg.	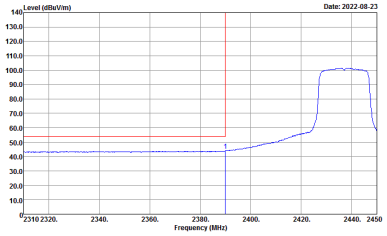	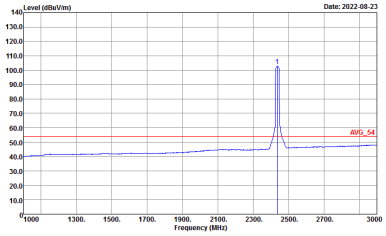

WIFI	2.4GHz 2400~2483.5MHz Band Edge @ 3m	
ANT	802.11ax HE20 Full CH06 2437MHz - R	
9+8	Horizontal	Fundamental
Peak	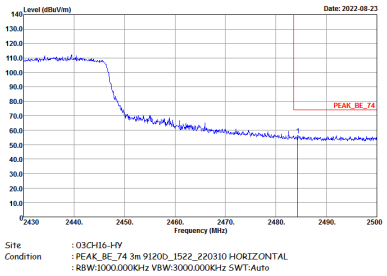	Left blank
Avg.	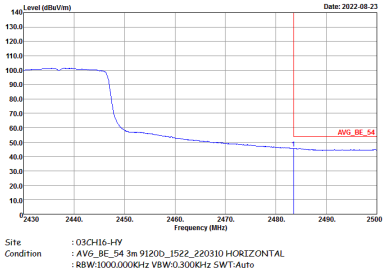	Left blank

WIFI	2.4GHz 2400~2483.5MHz Band Edge @ 3m	
ANT	802.11ax HE20 Full CH06 2437MHz - L	
9+8	Vertical	Fundamental
Peak	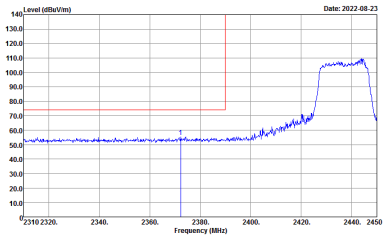	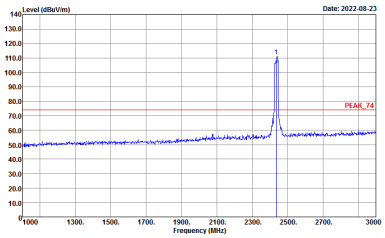
Avg.	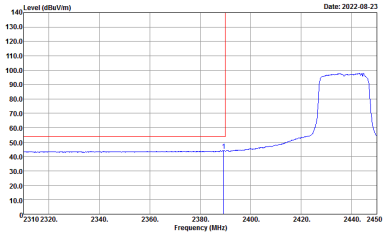	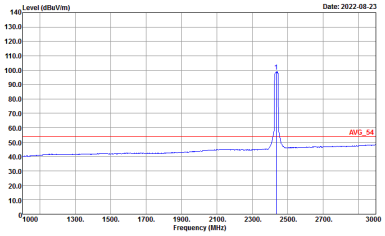

WIFI	2.4GHz 2400~2483.5MHz Band Edge @ 3m	
ANT	802.11ax HE20 Full CH06 2437MHz - R	
9+8	Vertical	Fundamental
Peak	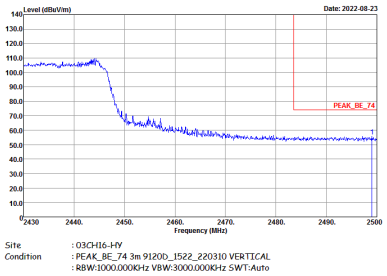	Left blank
Avg.	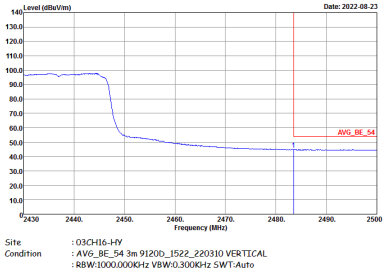	Left blank

WIFI	2.4GHz 2400~2483.5MHz Band Edge @ 3m	
ANT	802.11ax HE20 Full CH11 2462MHz	
9+8	Horizontal	Fundamental
Peak	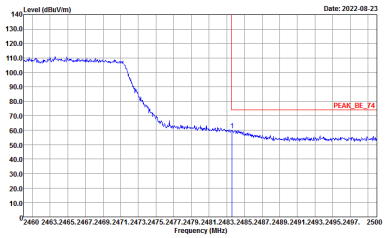	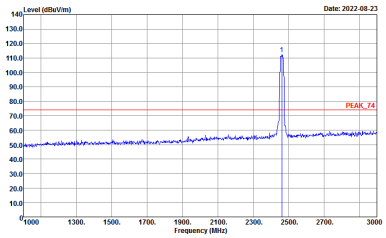
Avg.	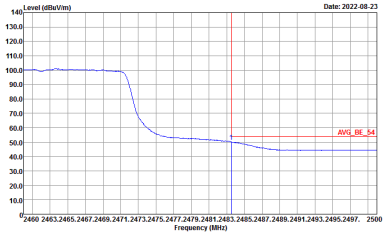	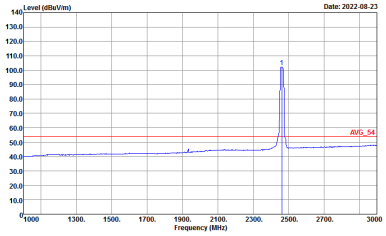

WIFI	2.4GHz 2400~2483.5MHz Band Edge @ 3m	
ANT	802.11ax HE20 Full CH11 2462MHz	
9+8	Vertical	Fundamental
Peak	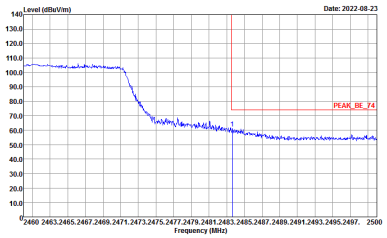	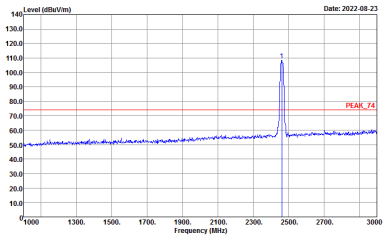
Avg.	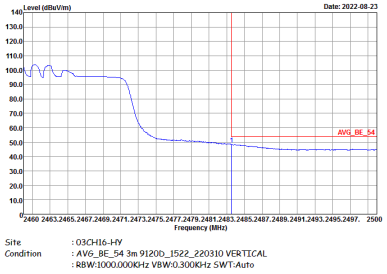	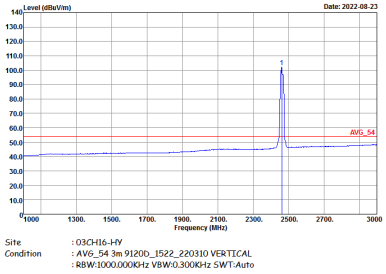

2.4GHz 2400~2483.5MHz

WIFI 802.11ax HE40 Full (Band Edge @ 3m)

WIFI	2.4GHz 2400~2483.5MHz Band Edge @ 3m	
ANT	802.11ax HE40 Full CH03 2422MHz - L	
9+8	Horizontal	Fundamental
Peak	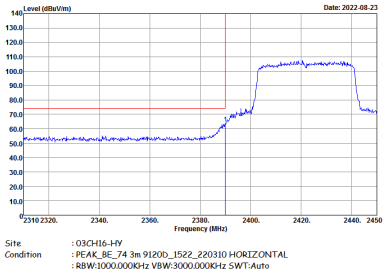	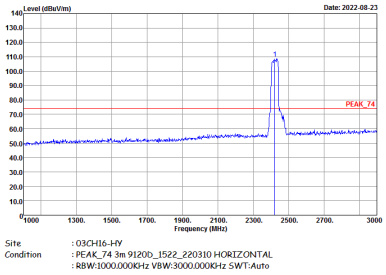
Avg.	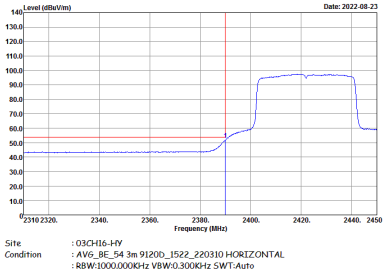	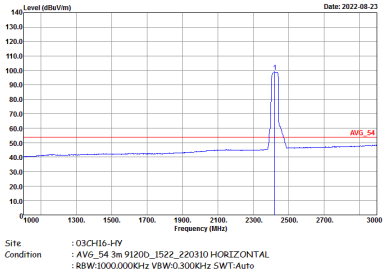

WIFI	2.4GHz 2400~2483.5MHz Band Edge @ 3m	
ANT	802.11ax HE40 Full CH03 2422MHz - R	
9+8	Horizontal	Fundamental
Peak	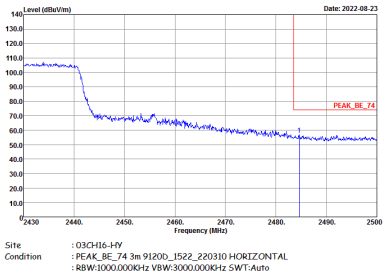	Left blank
Avg.	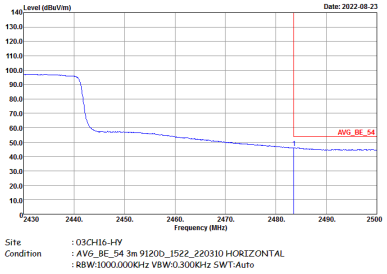	Left blank

WIFI	2.4GHz 2400~2483.5MHz Band Edge @ 3m	
ANT	802.11ax HE40 Full CH03 2422MHz - L	
9+8	Vertical	Fundamental
Peak	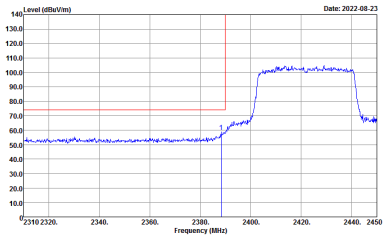	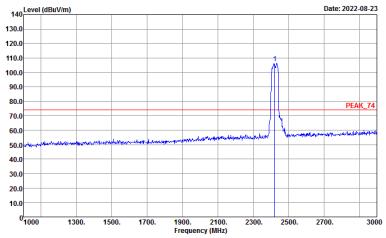
Avg.	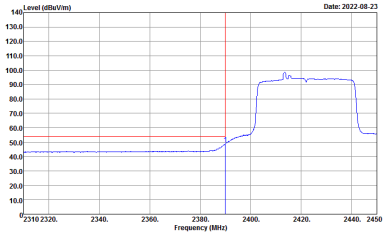	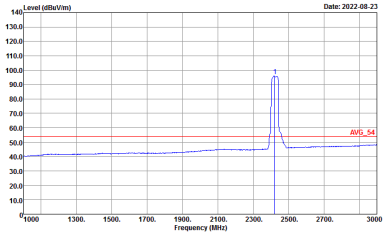

WIFI	2.4GHz 2400~2483.5MHz Band Edge @ 3m	
ANT	802.11ax HE40 Full CH03 2422MHz - R	
9+8	Vertical	Fundamental
Peak	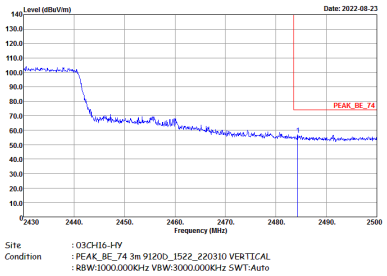	Left blank
Avg.	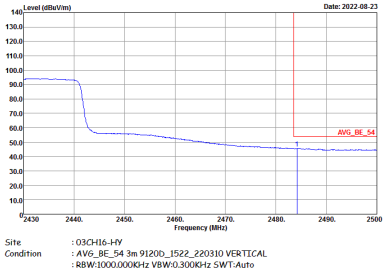	Left blank

WIFI	2.4GHz 2400~2483.5MHz Band Edge @ 3m	
ANT	802.11ax HE40 Full CH06 2437MHz - L	
9+8	Horizontal	Fundamental
Peak	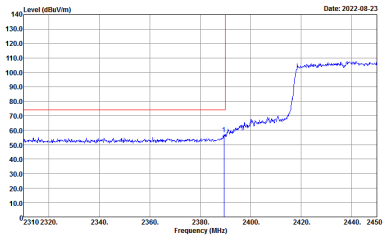	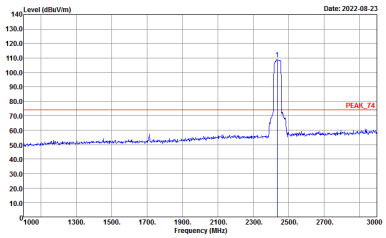
Avg.	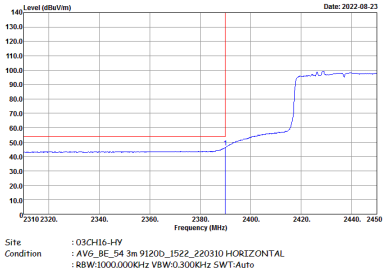	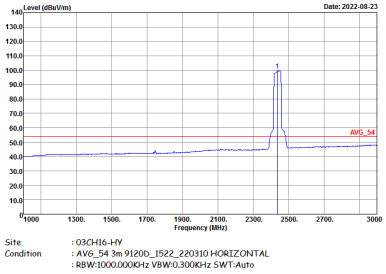

WIFI	2.4GHz 2400~2483.5MHz Band Edge @ 3m	
ANT	802.11ax HE40 Full CH06 2437MHz - R	
9+8	Horizontal	Fundamental
Peak	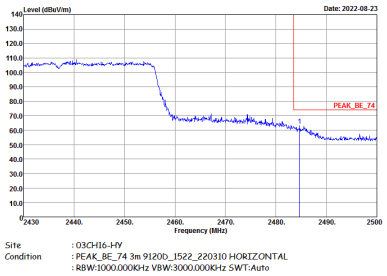	Left blank
Avg.	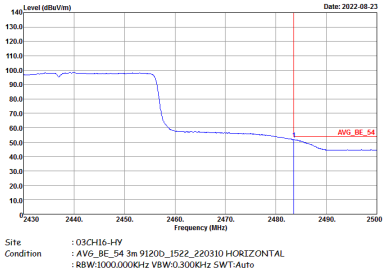	Left blank

WIFI	2.4GHz 2400~2483.5MHz Band Edge @ 3m	
ANT	802.11ax HE40 Full CH06 2437MHz - L	
9+8	Vertical	Fundamental
Peak	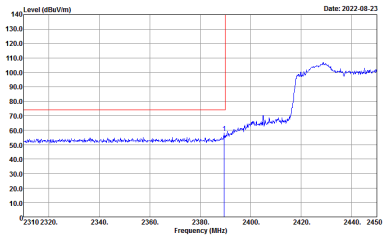	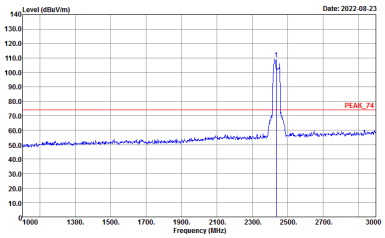
Avg.	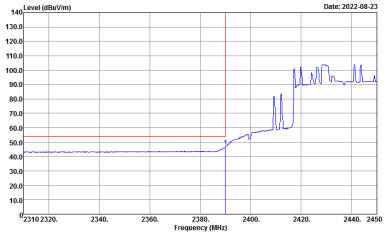	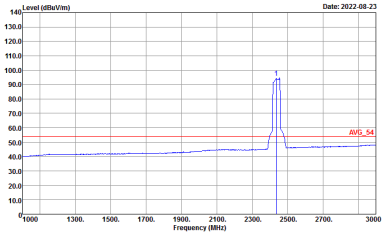

WIFI	2.4GHz 2400~2483.5MHz Band Edge @ 3m	
ANT	802.11ax HE40 Full CH06 2437MHz - R	
9+8	Vertical	Fundamental
Peak	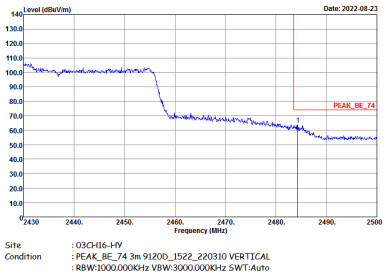	Left blank
Avg.	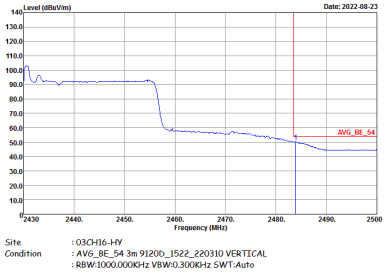	Left blank

WIFI	2.4GHz 2400~2483.5MHz Band Edge @ 3m	
ANT	802.11ax HE40 Full CH09 2452MHz - L	
9+8	Horizontal	Fundamental
Peak	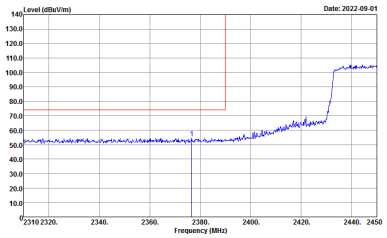	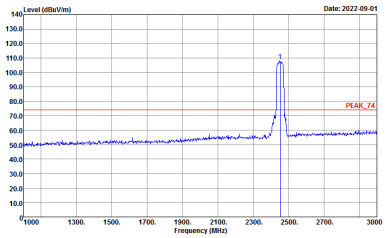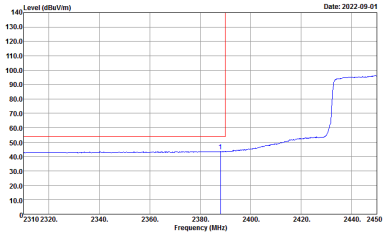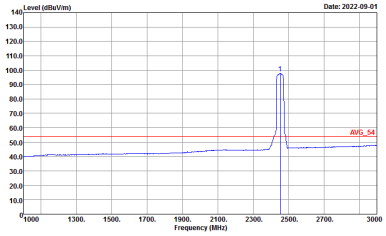
Avg.