FR1 n77 / 70MHz / DFT-S OFDM / 256QAM

Lowest Band Edge / Full RB

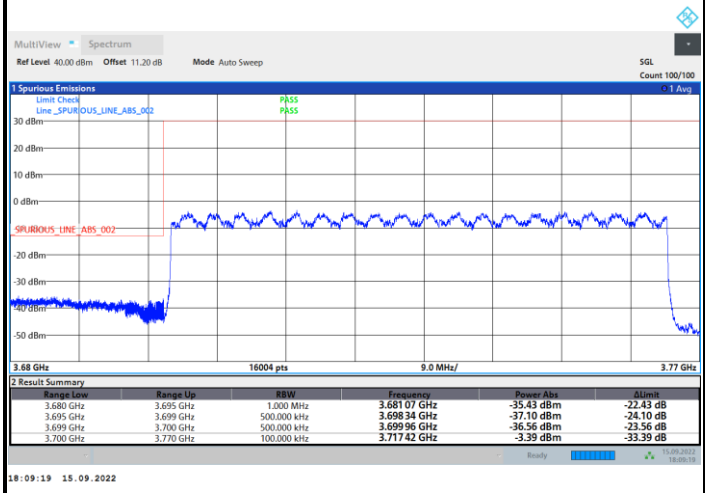

Highest Band Edge / Full RB

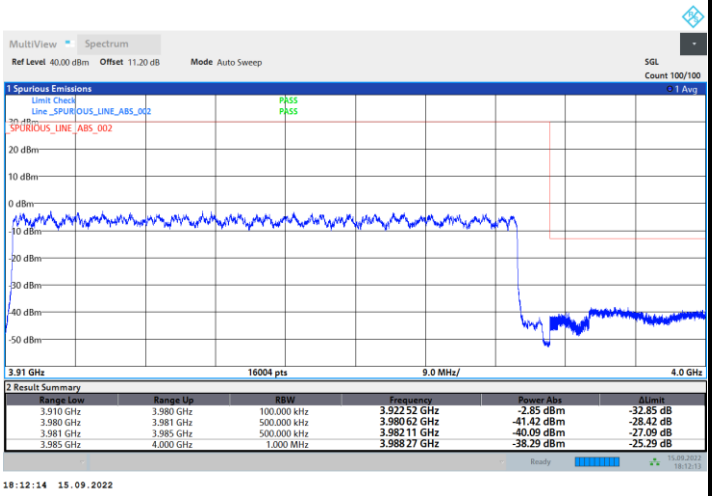

FR1 n77 / 70MHz / CP OFDM / QPSK / Full RB

Lowest Band Edge

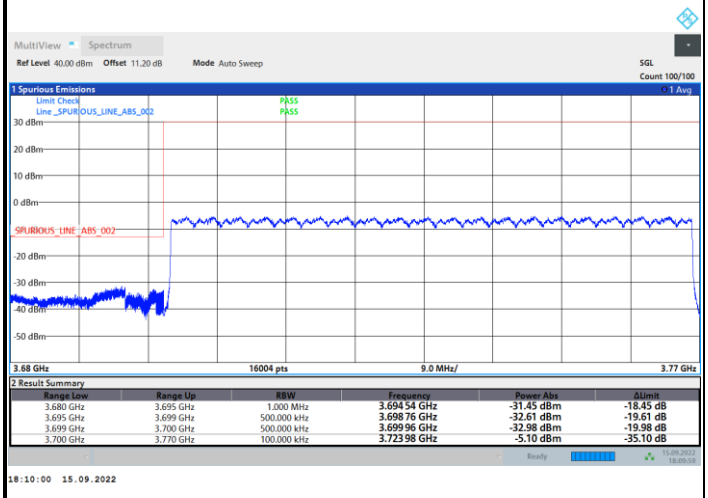

Highest Band Edge

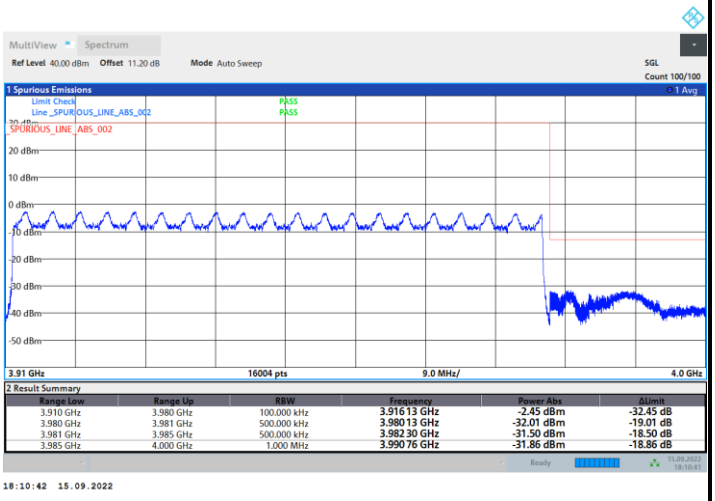

FR1 n77 / 80MHz / DFT-S OFDM / PI/2 BPSK	
Lowest Band Edge / Full RB	**Highest Band Edge / Full RB**
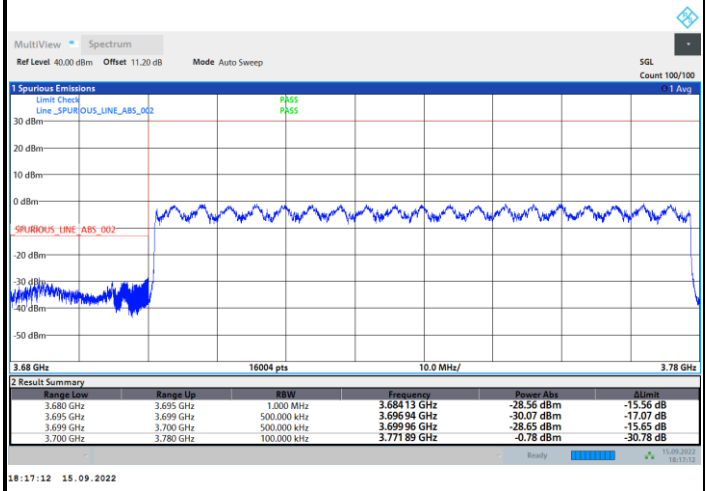	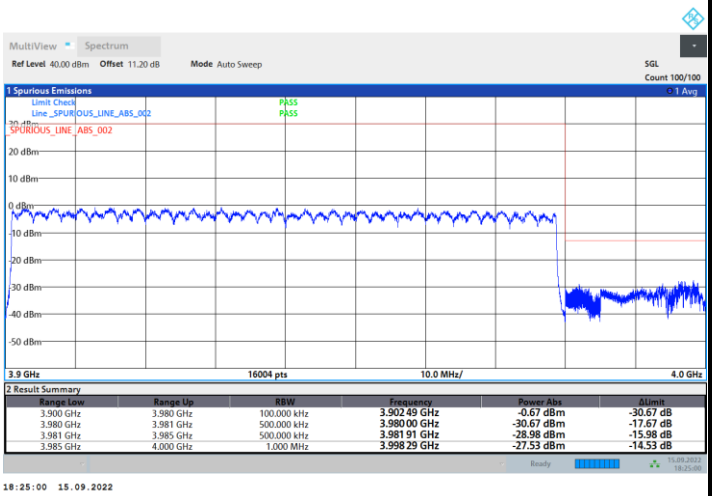

FR1 n77 / 80MHz / DFT-S OFDM / QPSK	
Lowest Band Edge / Full RB	**Highest Band Edge / Full RB**
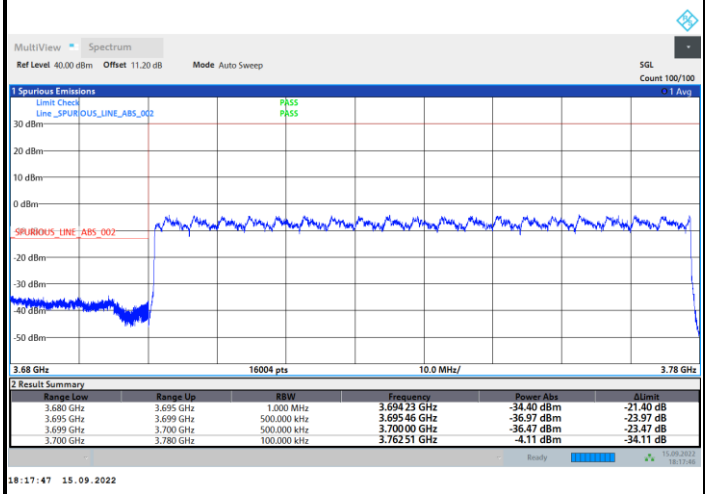	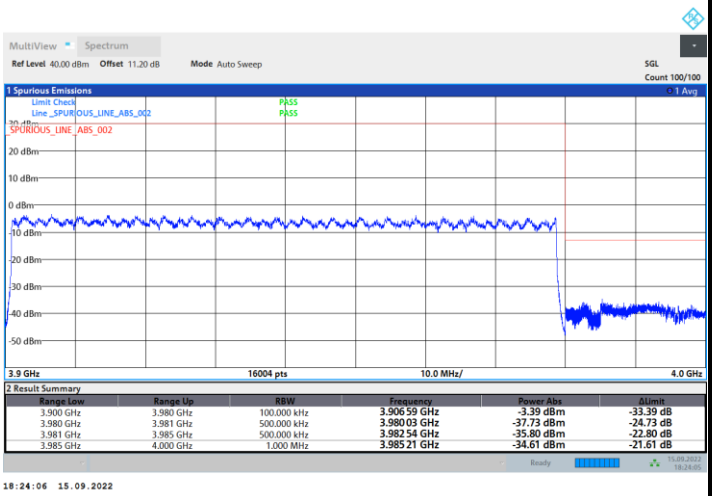

FR1 n77 / 80MHz / DFT-S OFDM / 16QAM	
Lowest Band Edge / Full RB	**Highest Band Edge / Full RB**
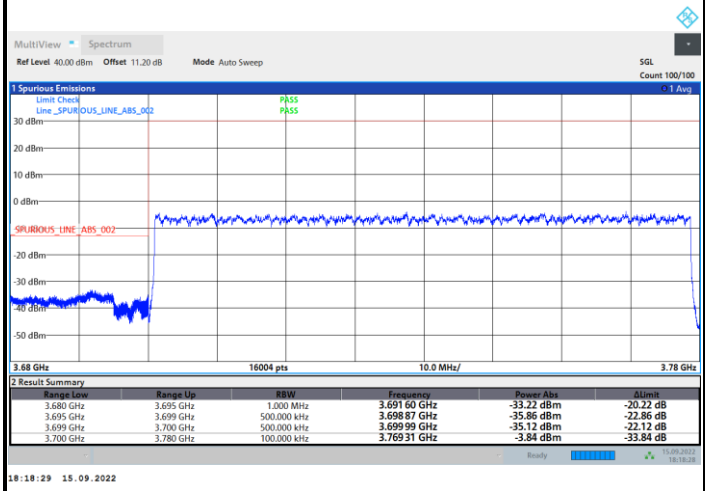	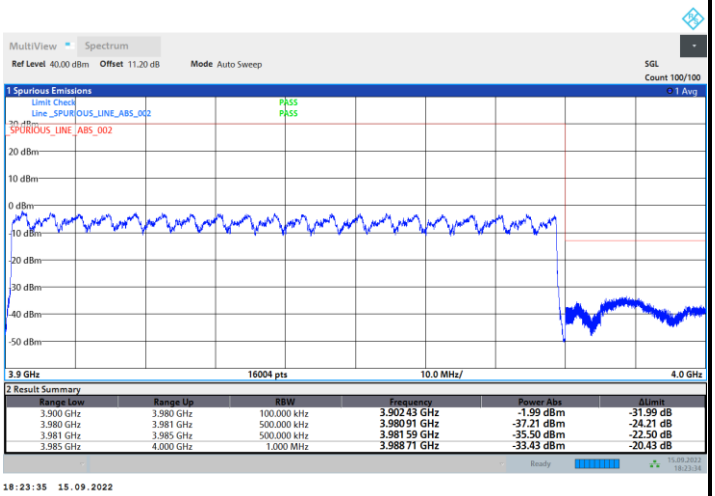

FR1 n77 / 80MHz / DFT-S OFDM / 64QAM	
Lowest Band Edge / Full RB	**Highest Band Edge / Full RB**
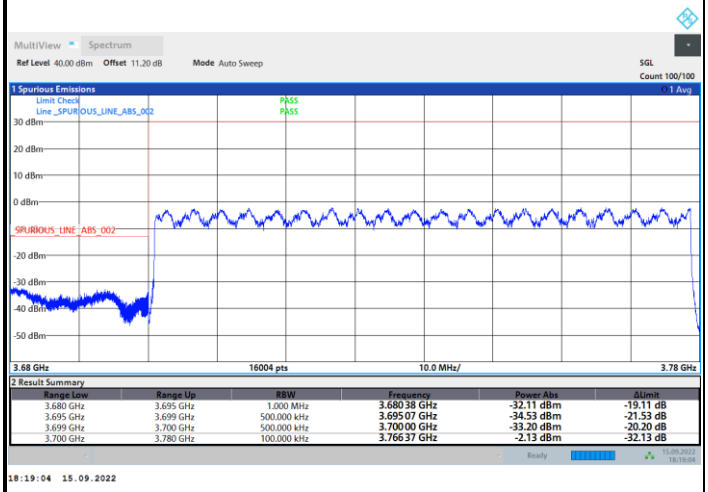	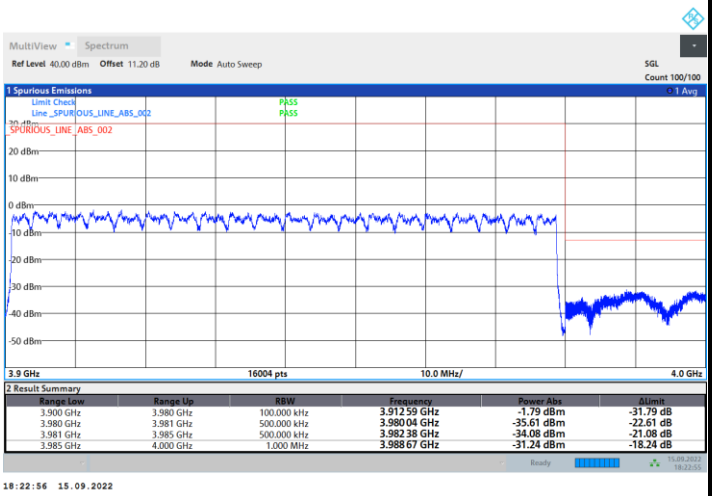

FR1 n77 / 80MHz / DFT-S OFDM / 256QAM

Lowest Band Edge / Full RB

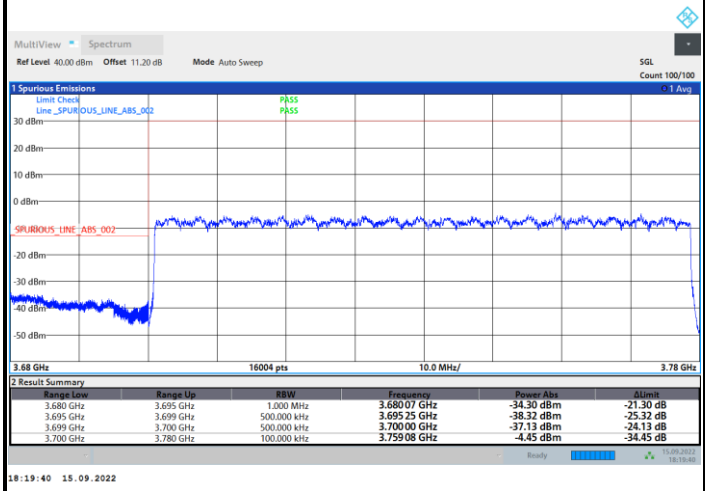

Highest Band Edge / Full RB

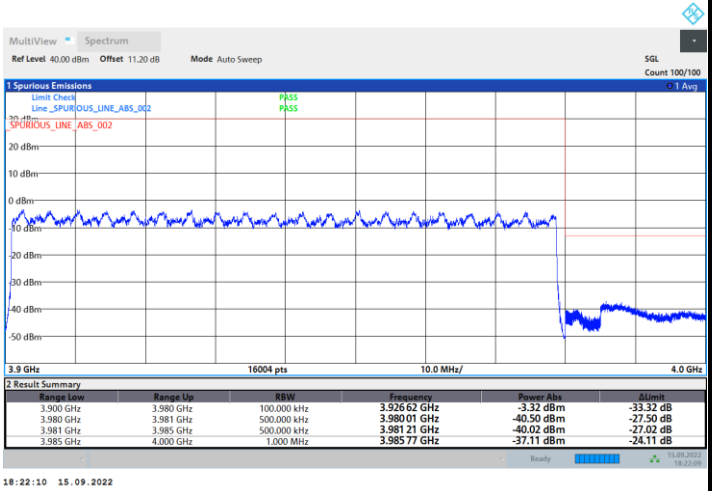

FR1 n77 / 80MHz / CP OFDM / QPSK / Full RB

Lowest Band Edge

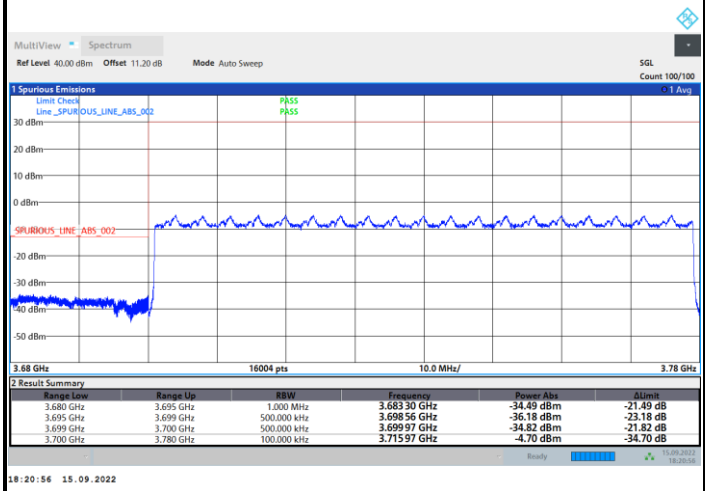

Highest Band Edge

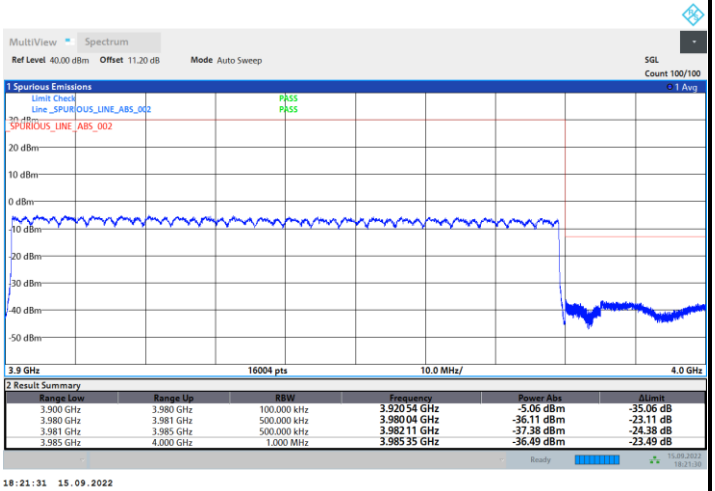

FR1 n77 / 90MHz / DFT-S OFDM / PI/2 BPSK

Lowest Band Edge / Full RB

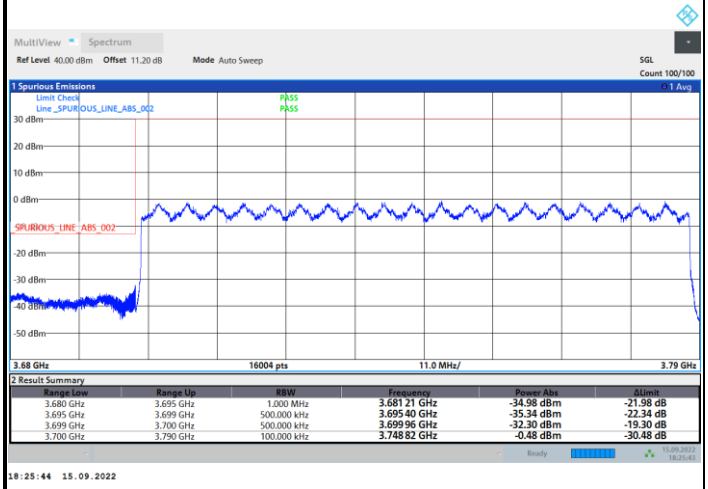

Highest Band Edge / Full RB

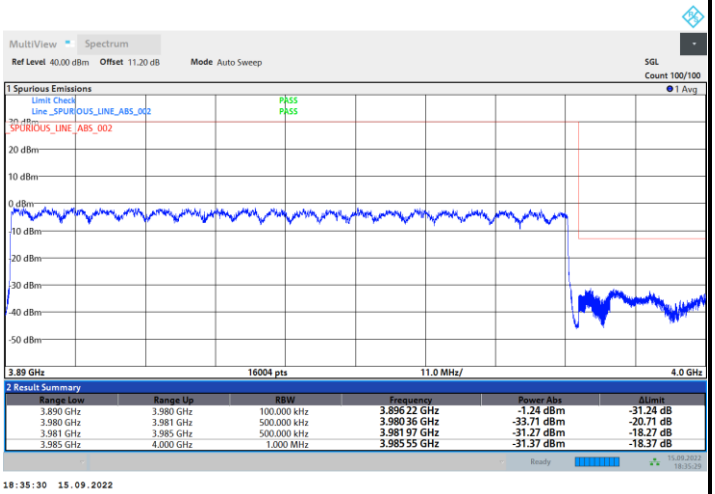

FR1 n77 / 90MHz / DFT-S OFDM / QPSK

Lowest Band Edge / Full RB

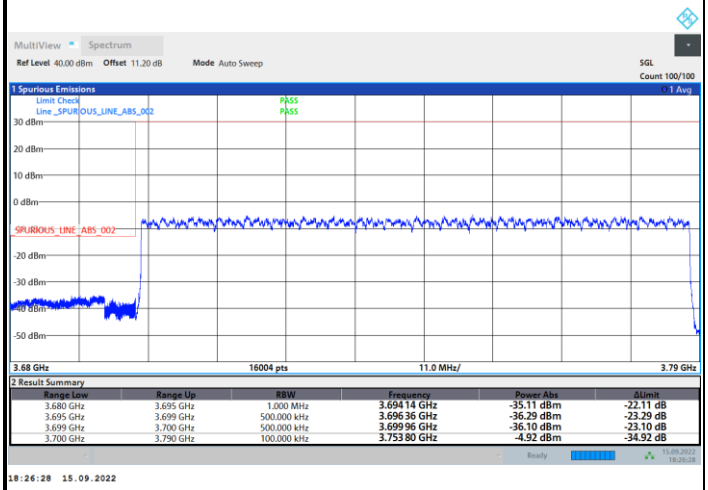

Highest Band Edge / Full RB

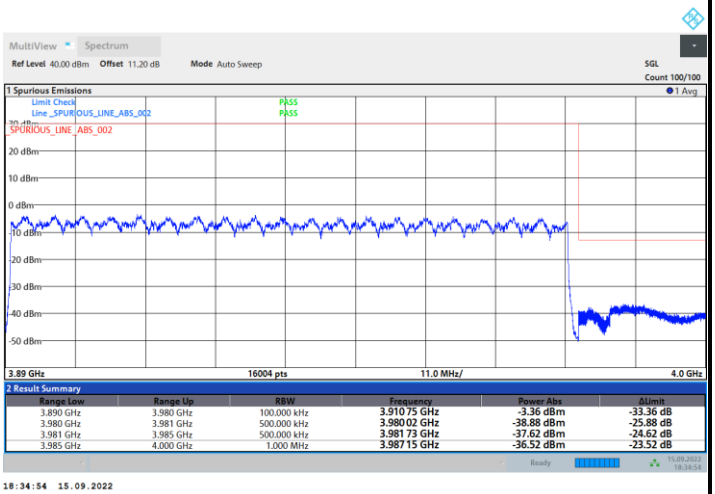

FR1 n77 / 90MHz / DFT-S OFDM / 16QAM	
Lowest Band Edge / Full RB	**Highest Band Edge / Full RB**
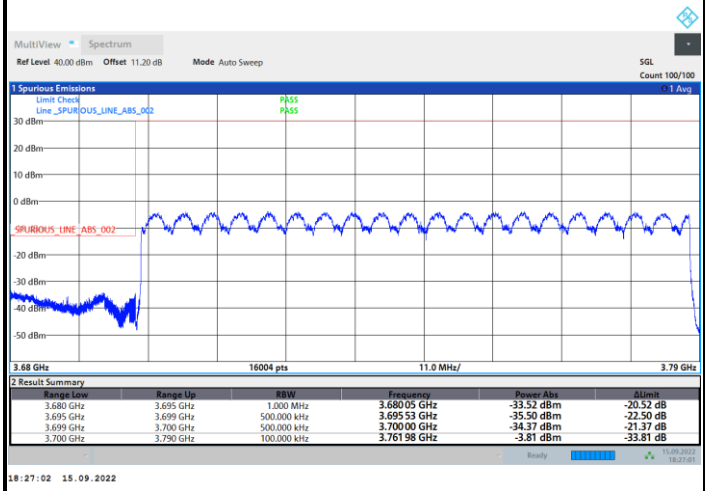	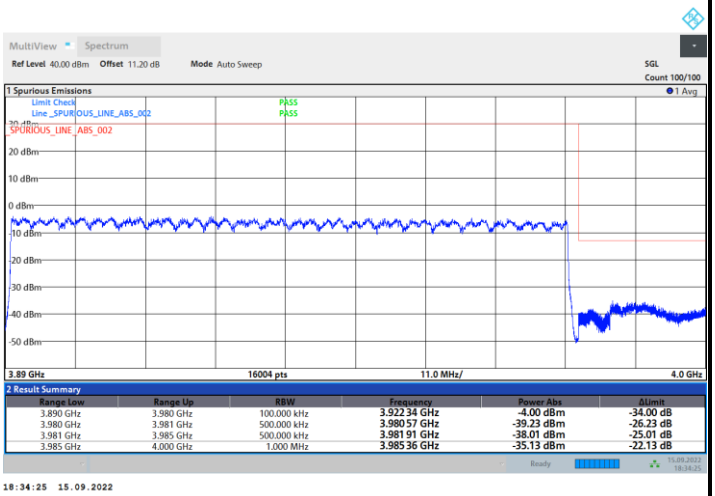

FR1 n77 / 90MHz / DFT-S OFDM / 64QAM	
Lowest Band Edge / Full RB	**Highest Band Edge / Full RB**
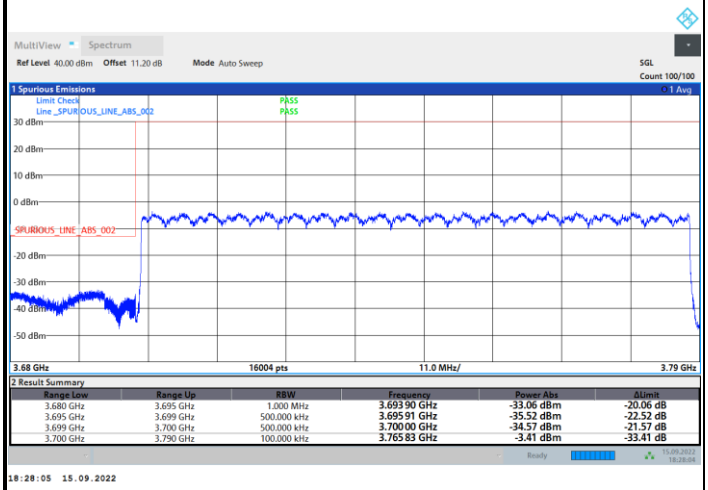	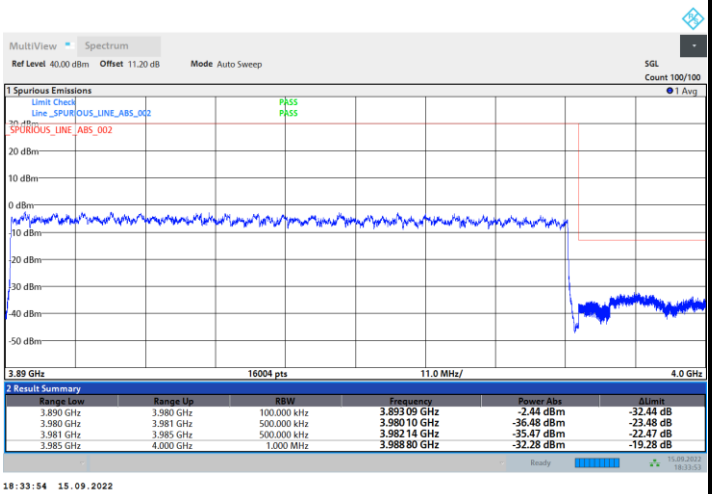

FR1 n77 / 90MHz / DFT-S OFDM / 256QAM

Lowest Band Edge / Full RB

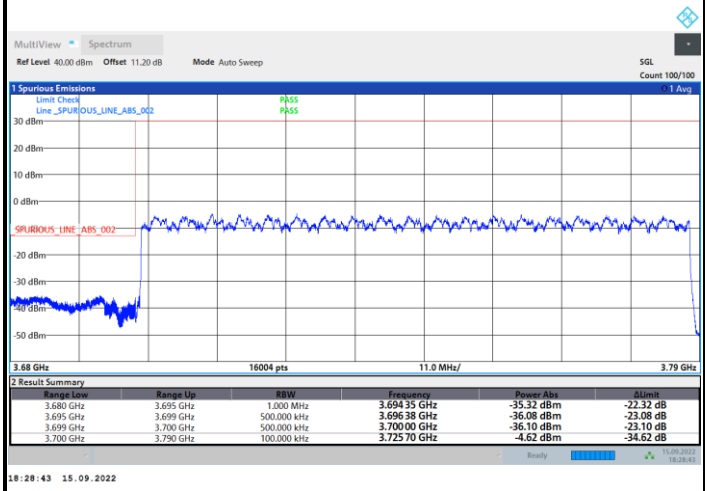

Highest Band Edge / Full RB

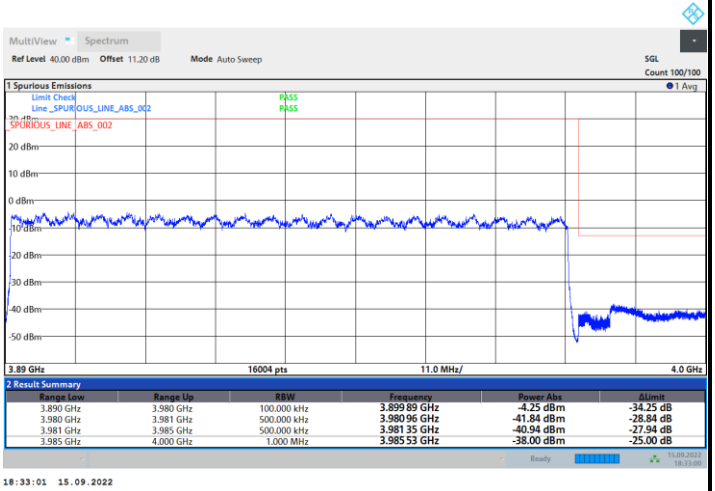

FR1 n77 / 90MHz / CP OFDM / QPSK / Full RB

Lowest Band Edge

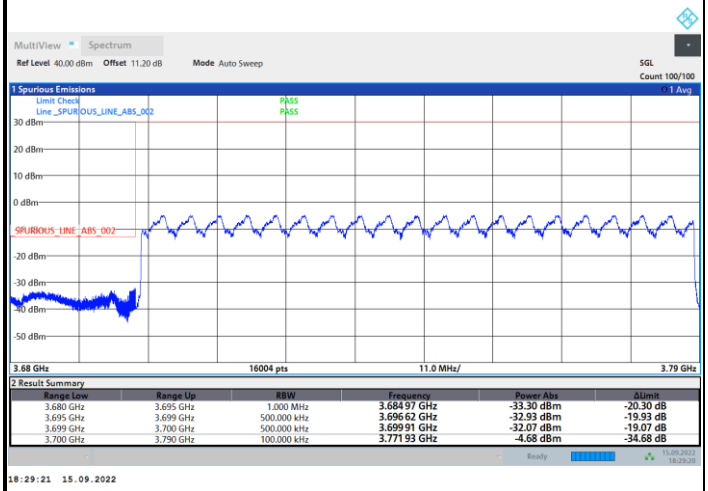

Highest Band Edge

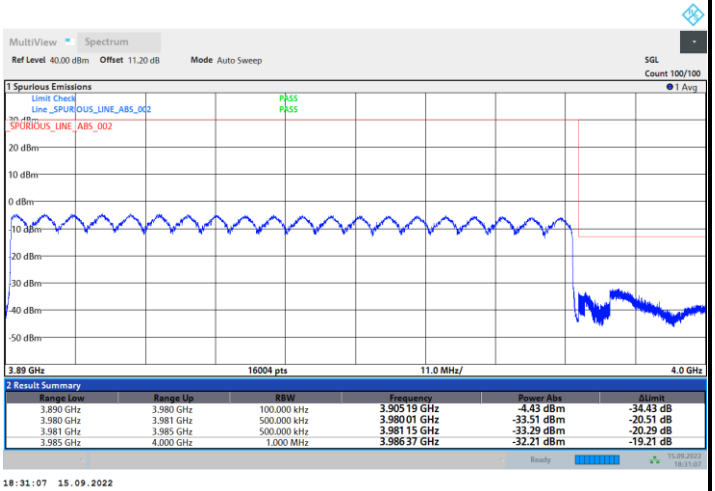

FR1 n77 / 100MHz / DFT-S OFDM / PI/2 BPSK

Lowest Band Edge / Full RB

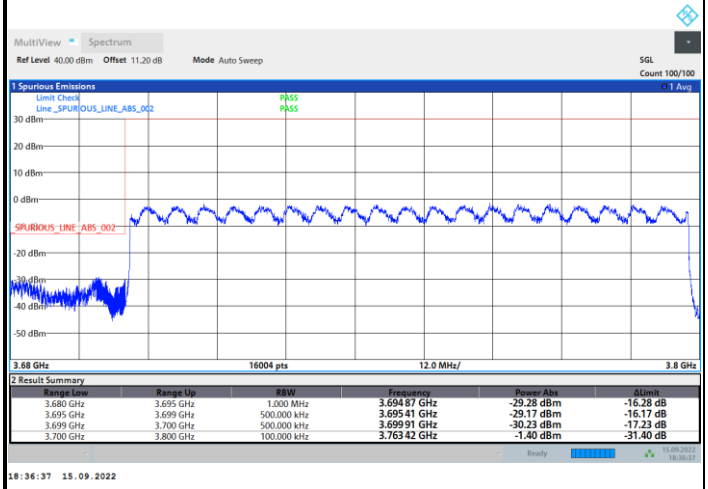

Highest Band Edge / Full RB

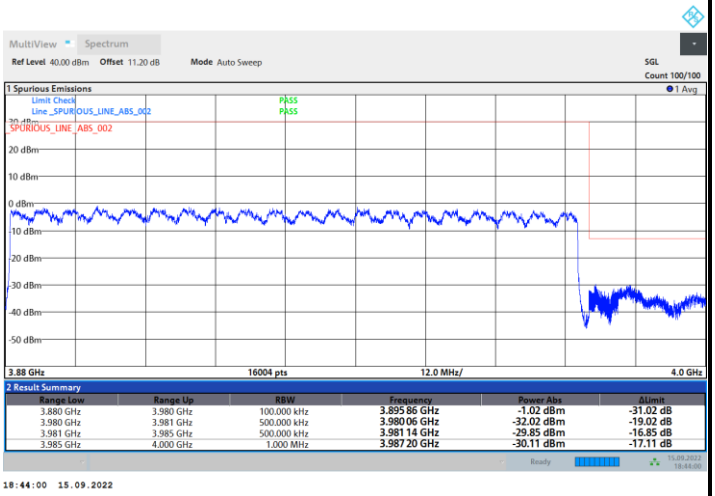

FR1 n77 / 100MHz / DFT-S OFDM / QPSK

Lowest Band Edge / Full RB

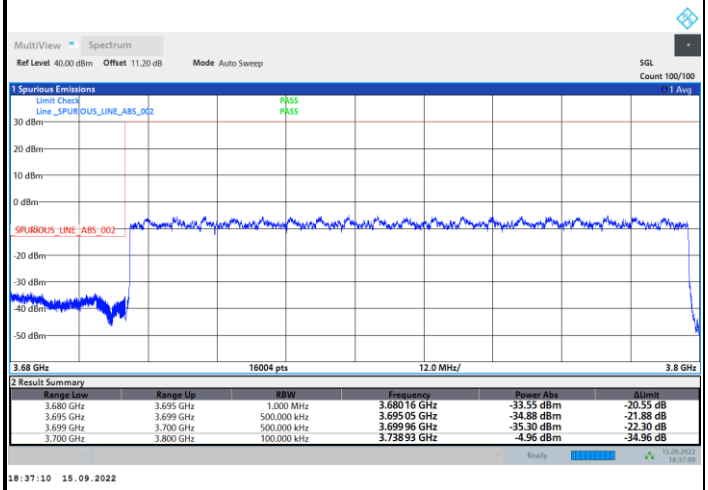

Highest Band Edge / Full RB

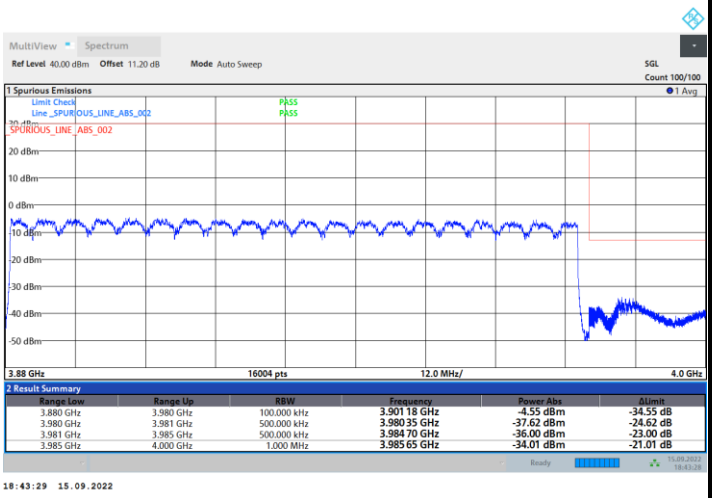

FR1 n77 / 100MHz / DFT-S OFDM / 16QAM

Lowest Band Edge / Full RB

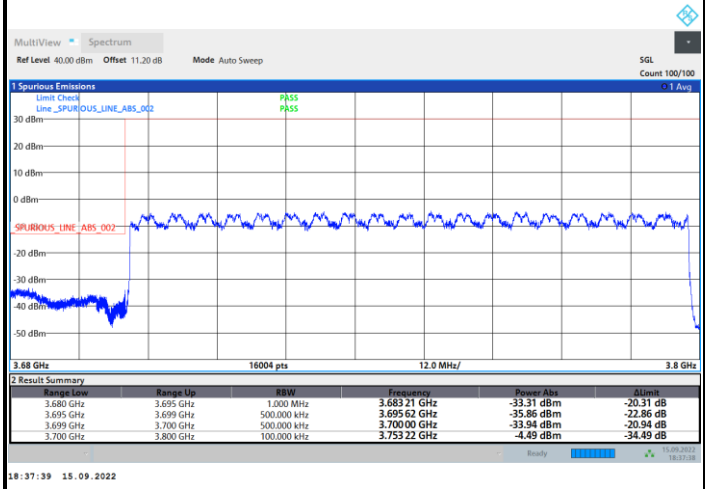

Highest Band Edge / Full RB

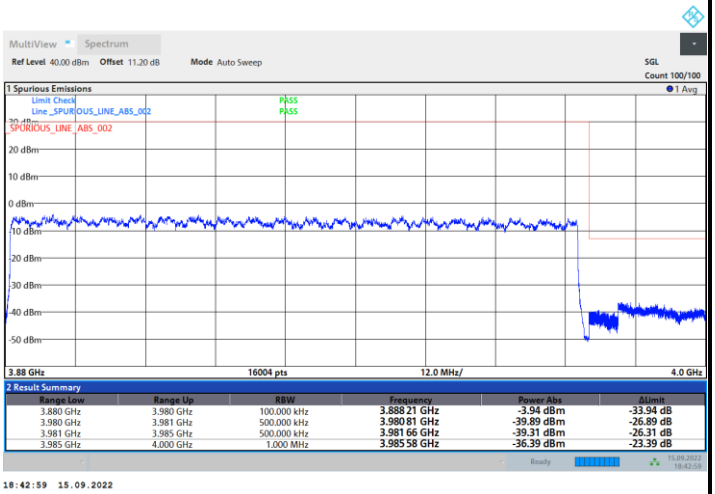

FR1 n77 / 100MHz / DFT-S OFDM / 64QAM

Lowest Band Edge / Full RB

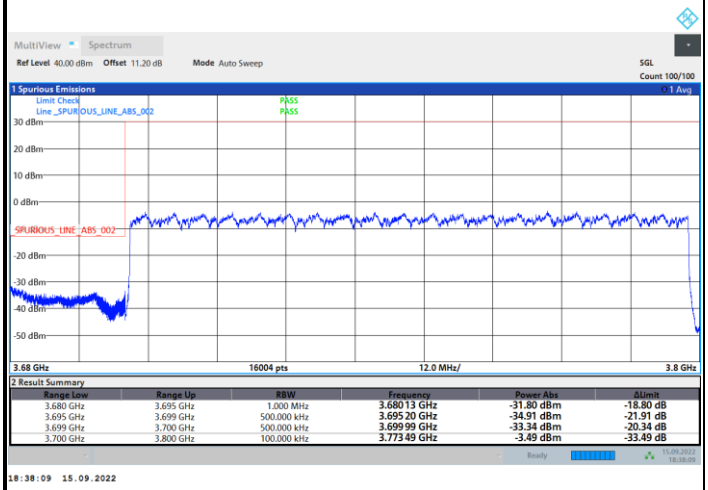

Highest Band Edge / Full RB

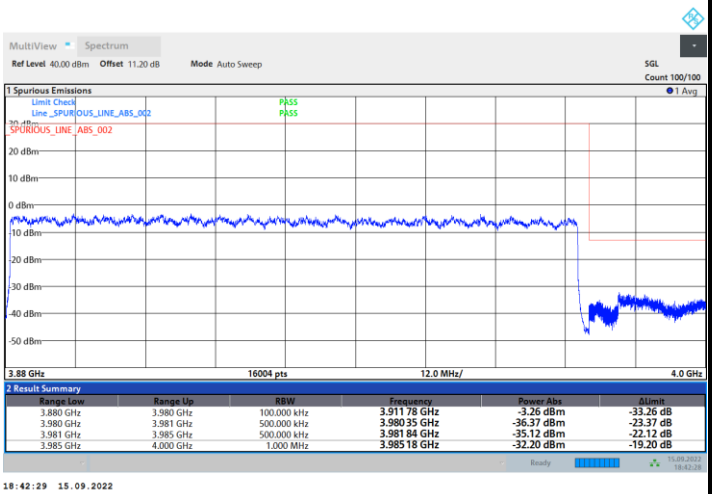

FR1 n77 / 100MHz / DFT-S OFDM / 256QAM

Lowest Band Edge / Full RB

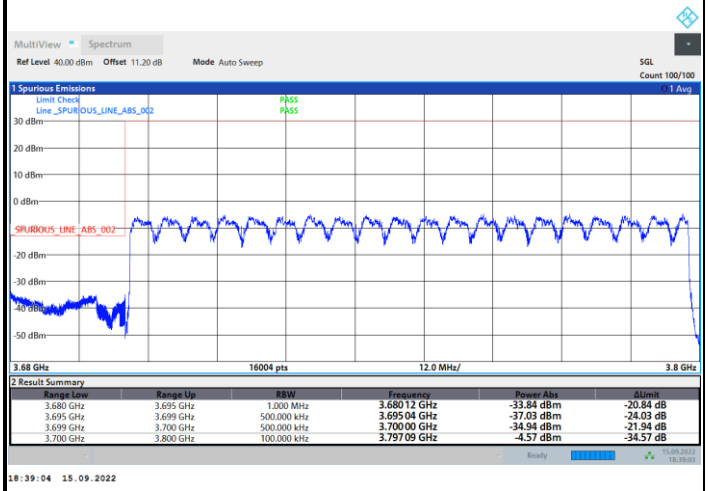

Highest Band Edge / Full RB

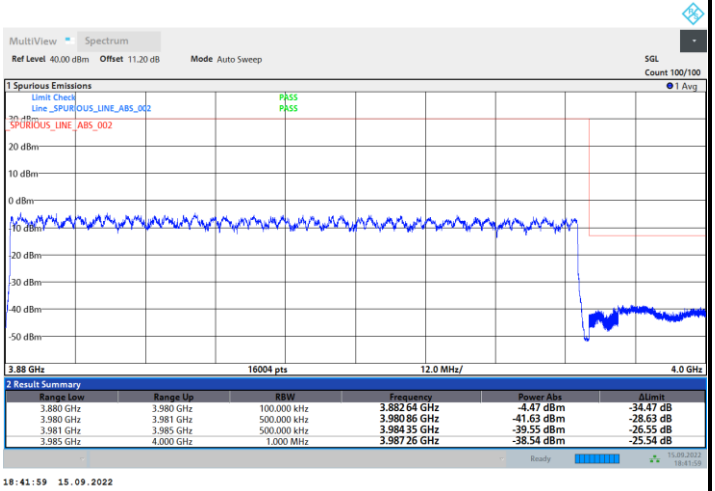

FR1 n77 / 100MHz / CP OFDM / QPSK / Full RB

Lowest Band Edge

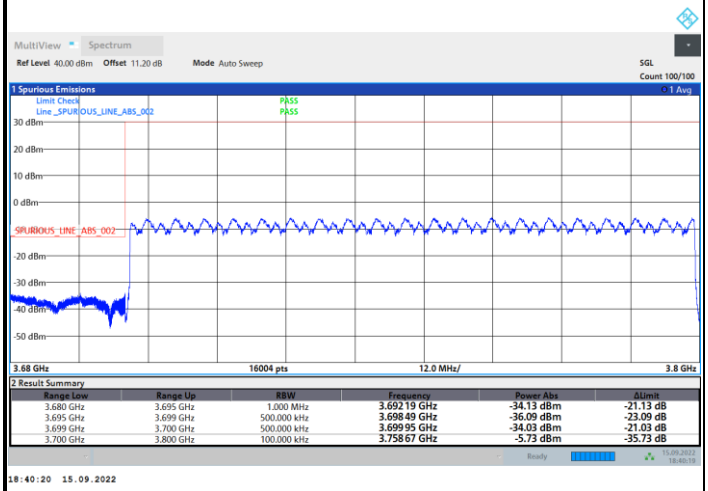

Highest Band Edge

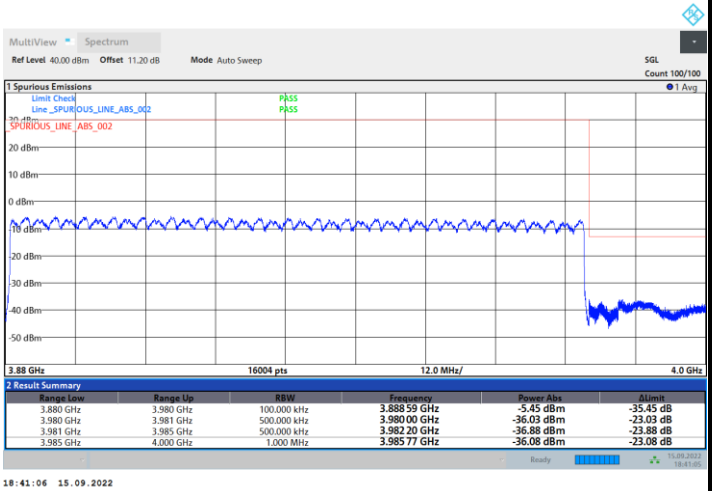

Conducted Spurious Emission

FR1 n77 / 20MHz / DFT-S OFDM / QPSK / 1RB1

Lowest Channel

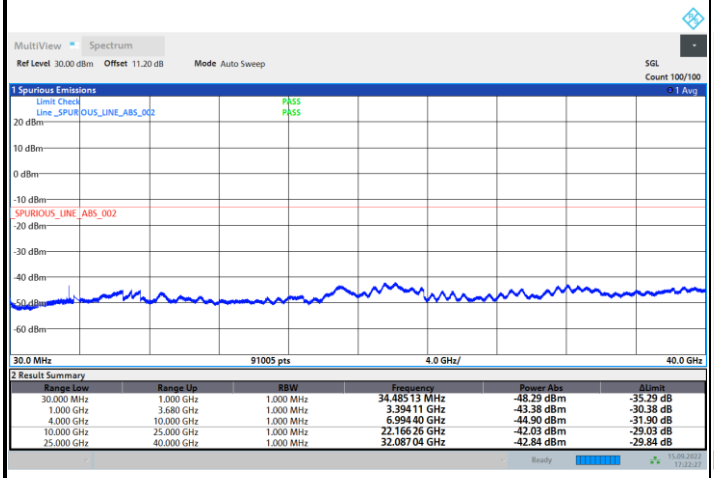

Middle Channel

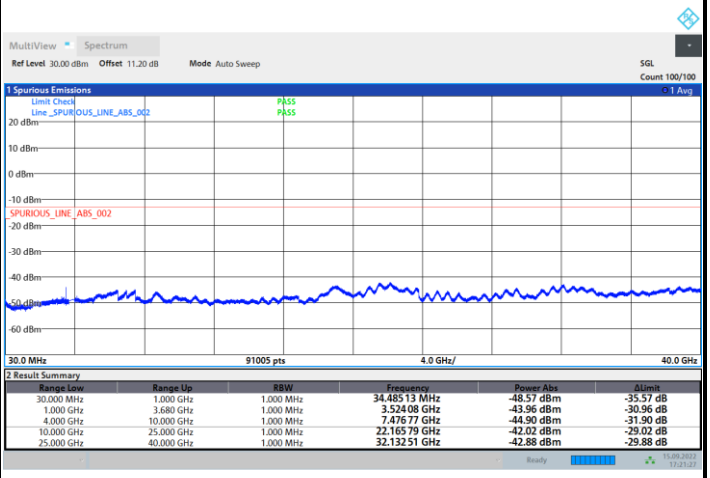

Highest Channel

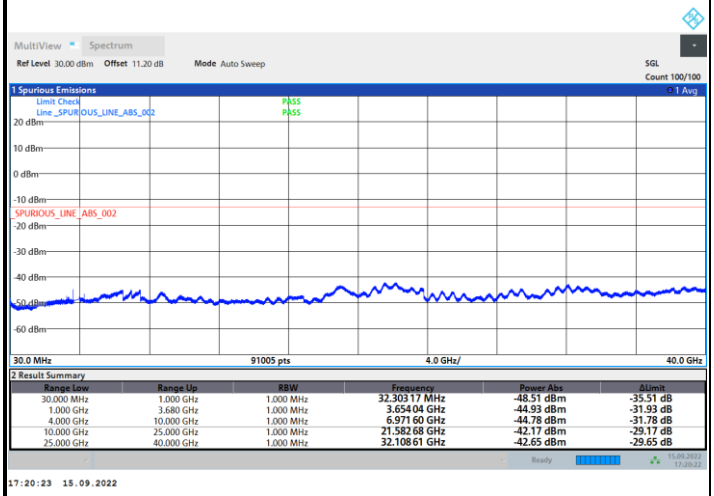

Frequency Stability

Test Conditions		FR1 n77 (BPSK) / Middle Channel	Limit
Temperature (°C)	Voltage (Volt)	BW 20MHz	Note 2.
		Deviation (ppm)	Result
50	Normal Voltage	0.0053	PASS
40	Normal Voltage	0.0019	
30	Normal Voltage	0.0037	
20(Ref.)	Normal Voltage	0.0000	
10	Normal Voltage	0.0001	
0	Normal Voltage	0.0035	
-10	Normal Voltage	0.0015	
-20	Normal Voltage	0.0012	
-30	Normal Voltage	0.0062	
20	Maximum Voltage	0.0001	
20	Normal Voltage	0.0000	
20	Battery End Point	0.0029	

Note:

1. Normal Voltage = 4.05 V.；Battery End Point (BEP) = 3.85 V.；Maximum Voltage = 4.35 V.
2. The frequency fundamental emissions stay within the authorized frequency block.

Appendix B. Test Results of Radiated Test

<Ant. 11>

5G NR n77

5G NR n77 / 100MHz / PI/2 BPSK									
Channel	Frequency (MHz)	EIRP (dBm)	Limit (dBm)	Margin (dB)	SPA Reading (dBm)	S.G. Power (dBm)	TX Cable loss (dB)	TX Antenna Gain (dBi)	Polarization (H/V)
Lowest	7401	-40.75	-13	-27.75	-71.65	-48.06	1.94	11.40	H
	11103	-35.68	-13	-22.68	-72.81	-41.91	2.24	10.62	H
	14808	-28.80	-13	-15.80	-71.72	-36.84	2.58	12.78	H
	18506	-59.82	-13	-46.82	-71.7	-72.02	3.24	17.59	H
	22207	-59.94	-13	-46.94	-75.67	-73.13	3.52	18.86	H
	25908	-55.35	-13	-42.35	-74.17	-68.36	3.92	19.08	H
	7401	-40.35	-13	-27.35	-71.35	-47.66	1.94	11.40	V
	11103	-35.73	-13	-22.73	-72.81	-41.96	2.24	10.62	V
	14808	-27.75	-13	-14.75	-71.78	-35.79	2.58	12.78	V
	18506	-58.03	-13	-45.03	-69.69	-70.23	3.24	17.59	V
	22207	-57.02	-13	-44.02	-72.35	-70.21	3.52	18.86	V
	25908	-54.81	-13	-41.81	-73.32	-67.82	3.92	19.08	V
Middle	7584	-41.84	-13	-28.84	-72.36	-49.33	1.89	11.54	H
	11375	-35.26	-13	-22.26	-72.68	-41.71	2.35	10.95	H
	15168	-29.20	-13	-16.20	-71.46	-38.39	2.60	13.94	H
	18956	-61.42	-13	-48.42	-72.99	-73.16	3.26	17.14	H
	22747	-57.29	-13	-44.29	-73.82	-70.29	3.55	18.70	H
	26538	-54.38	-13	-41.38	-74.07	-66.95	3.93	18.65	H
	7584	-41.79	-13	-28.79	-72.48	-49.28	1.89	11.54	V
	11375	-35.14	-13	-22.14	-72.63	-41.59	2.35	10.95	V
	15168	-28.20	-13	-15.20	-71.54	-37.39	2.60	13.94	V
	18956	-58.01	-13	-45.01	-69.35	-69.75	3.26	17.14	V
	22747	-53.65	-13	-40.65	-69.8	-66.65	3.55	18.70	V
	26538	-56.60	-13	-43.60	-75.91	-69.17	3.93	18.65	V

Highest	7763	-41.19	-13	-28.19	-71.98	-48.84	1.88	11.68	H
	11643	-34.29	-13	-21.29	-72.44	-41.29	2.46	11.61	H
	15528	-30.06	-13	-17.06	-71.14	-40.69	2.70	15.48	H
	19406	-58.79	-13	-45.79	-71.1	-70.84	3.23	17.42	H
	23287	-55.34	-13	-42.34	-72.45	-68.21	3.63	18.66	H
	27168	-51.44	-13	-38.44	-72.01	-64.73	3.93	19.37	H
	7763	-40.97	-13	-27.97	-72.03	-48.62	1.88	11.68	V
	11643	-34.13	-13	-21.13	-72.19	-41.13	2.46	11.61	V
	15528	-29.36	-13	-16.36	-70.71	-39.99	2.70	15.48	V
	19406	-56.54	-13	-43.54	-68.59	-68.59	3.23	17.42	V
	23287	-55.98	-13	-42.98	-72.76	-68.85	3.63	18.66	V
	27168	-48.85	-13	-35.85	-69.06	-62.14	3.93	19.37	V

Remark: Spurious emissions within 30-1000MHz were found more than 20dB below limit line.

5G NR n78

5G NR n78 / 100MHz / PI/2 BPSK									
Channel	Frequency (MHz)	EIRP (dBm)	Limit (dBm)	Margin (dB)	SPA Reading (dBm)	S.G. Power (dBm)	TX Cable loss (dB)	TX Antenna Gain (dBi)	Polarization (H/V)
Middle	7402	-41.31	-13	-28.31	-72.22	-48.62	1.94	11.40	H
	11103	-35.61	-13	-22.61	-72.74	-41.84	2.24	10.62	H
	14808	-28.92	-13	-15.92	-71.83	-36.96	2.58	12.78	H
	18506	-62.55	-13	-49.55	-74.43	-74.75	3.24	17.59	H
	22207	-60.96	-13	-47.96	-76.69	-74.15	3.52	18.86	H
	25908	-58.66	-13	-45.66	-77.48	-71.67	3.92	19.08	H
	7402	-41.15	-13	-28.15	-72.15	-48.46	1.94	11.40	V
	11103	-35.60	-13	-22.60	-72.68	-41.83	2.24	10.62	V
	14808	-27.84	-13	-14.84	-71.87	-35.88	2.58	12.78	V
	18506	-62.89	-13	-49.89	-74.55	-75.09	3.24	17.59	V
	22207	-61.08	-13	-48.08	-76.41	-74.27	3.52	18.86	V
	25908	-59.05	-13	-46.05	-77.56	-72.06	3.92	19.08	V

Remark: Spurious emissions within 30-1000MHz were found more than 20dB below limit line.

<Ant. 2 + Ant. 12>

EN-DC 66A-n77A

EN-DC 66A-n77A / 100MHz / PI/2 BPSK									
Channel	Frequency (MHz)	EIRP (dBm)	Limit (dBm)	Margin (dB)	SPA Reading (dBm)	S.G. Power (dBm)	TX Cable loss (dB)	TX Antenna Gain (dBi)	Polarization (H/V)
Lowest	7402	-40.97	-13	-27.97	-71.87	-48.28	1.94	11.40	H
	11103	-35.73	-13	-22.73	-72.86	-41.96	2.24	10.62	H
	14805	-28.09	-13	-15.09	-71.01	-36.13	2.58	12.77	H
	18506	-61.21	-13	-48.21	-73.09	-73.41	3.24	17.59	H
	22207	-60.71	-13	-47.71	-76.44	-73.90	3.52	18.86	H
	25909	-55.71	-13	-42.71	-74.53	-68.72	3.92	19.08	H
	7402	-40.84	-13	-27.84	-71.84	-48.15	1.94	11.40	V
	11103	-35.87	-13	-22.87	-72.95	-42.10	2.24	10.62	V
	14805	-27.38	-13	-14.38	-71.41	-35.42	2.58	12.77	V
	18506	-62.42	-13	-49.42	-74.08	-74.62	3.24	17.59	V
	22207	-60.99	-13	-47.99	-76.32	-74.18	3.52	18.86	V
	25909	-53.70	-13	-40.70	-72.21	-66.71	3.92	19.08	V
Middle	7582	-41.64	-13	-28.64	-72.16	-49.12	1.90	11.53	H
	11373	-34.32	-13	-21.32	-71.74	-40.77	2.35	10.95	H
	15165	-29.09	-13	-16.09	-71.35	-38.26	2.60	13.93	H
	18956	-62.01	-13	-49.01	-73.58	-73.75	3.26	17.14	H
	22747	-59.41	-13	-46.41	-75.94	-72.41	3.55	18.70	H
	26538	-51.06	-13	-38.06	-70.75	-63.63	3.93	18.65	H
	7582	-41.55	-13	-28.55	-72.24	-49.03	1.90	11.53	V
	11373	-32.36	-13	-19.36	-69.85	-38.81	2.35	10.95	V
	15165	-27.60	-13	-14.60	-70.94	-36.77	2.60	13.93	V
	18956	-64.79	-13	-51.79	-76.13	-76.53	3.26	17.14	V
	22747	-60.84	-13	-47.84	-76.99	-73.84	3.55	18.70	V
	26538	-51.87	-13	-38.87	-71.18	-64.44	3.93	18.65	V

Highest	7763	-41.21	-13	-28.21	-72	-48.86	1.88	11.68	H
	11644	-33.74	-13	-20.74	-71.89	-40.75	2.46	11.62	H
	15525	-29.79	-13	-16.79	-70.87	-40.41	2.70	15.47	H
	19406	-62.87	-13	-49.87	-75.18	-74.92	3.23	17.42	H
	23287	-58.44	-13	-45.44	-75.55	-71.31	3.63	18.66	H
	27168	-49.94	-13	-36.94	-70.51	-63.23	3.93	19.37	H
	7763	-40.60	-13	-27.60	-71.66	-48.25	1.88	11.68	V
	11644	-33.97	-13	-20.97	-72.03	-40.98	2.46	11.62	V
	15525	-29.76	-13	-16.76	-71.11	-40.38	2.70	15.47	V
	19406	-63.29	-13	-50.29	-75.34	-75.34	3.23	17.42	V
	23287	-59.94	-13	-46.94	-76.72	-72.81	3.63	18.66	V
	27168	-56.32	-13	-43.32	-76.53	-69.61	3.93	19.37	V

Remark: Spurious emissions within 30-1000MHz were found more than 20dB below limit line.

EN-DC 66A-n78A

EN-DC 66A-n78A / 100MHz / PI/2 BPSK									
Channel	Frequency (MHz)	EIRP (dBm)	Limit (dBm)	Margin (dB)	SPA Reading (dBm)	S.G. Power (dBm)	TX Cable loss (dB)	TX Antenna Gain (dBi)	Polarization (H/V)
Middle	7402	-41.23	-13	-28.23	-72.14	-48.54	1.94	11.40	H
	11103	-35.96	-13	-22.96	-73.09	-42.19	2.24	10.62	H
	14808	-28.79	-13	-15.79	-71.7	-36.83	2.58	12.78	H
	18506	-59.80	-13	-46.80	-71.68	-72.00	3.24	17.59	H
	22207	-60.79	-13	-47.79	-76.52	-73.98	3.52	18.86	H
	25908	-56.10	-13	-43.10	-74.93	-69.11	3.92	19.08	H
	7402	-40.90	-13	-27.90	-71.9	-48.21	1.94	11.40	V
	11103	-35.65	-13	-22.65	-72.73	-41.88	2.24	10.62	V
	14808	-27.97	-13	-14.97	-72	-36.01	2.58	12.78	V
	18506	-60.60	-13	-47.60	-72.26	-72.80	3.24	17.59	V
	22207	-61.40	-13	-48.40	-76.73	-74.59	3.52	18.86	V
	25908	-55.48	-13	-42.48	-74.01	-68.49	3.92	19.08	V

Remark: Spurious emissions within 30-1000MHz were found more than 20dB below limit line.