FCC RADIO TEST REPORT

FCC ID	:	**UZ7TC78B1**
Equipment	:	**Touch Computer**
Brand Name	:	**Zebra**
Model Name	:	**TC78B1**
Applicant	:	**Zebra Technologies Corporation 1 Zebra Plaza, Holtsville, NY 11742**
Manufacturer	:	**Zebra Technologies Corporation 1 Zebra Plaza, Holtsville, NY 11742**
Standard	:	**FCC 47 CFR Part 2, 22(H), 24(E), 27**

The product was received on Aug. 12, 2022 and testing was performed from Sep. 16, 2022 to Oct. 13, 2022. We, Sporton International Inc. EMC & Wireless Communications Laboratory, would like to declare that the tested sample has been evaluated in accordance with the test procedures given in ANSI / TIA-603-E and has been in compliance with the applicable technical standards.

The test results in this report apply exclusively to the tested model / sample. Without written approval from Sporton International Inc. EMC & Wireless Communications Laboratory, the test report shall not be reproduced except in full.

Louis Wu

Approved by: Louis Wu

Sporton International Inc. EMC & Wireless Communications Laboratory
No. 52, Huaya 1st Rd., Guishan Dist., Taoyuan City 333, Taiwan (R.O.C.)

Table of Contents

History of this test report **3**
Summary of Test Result **4**
1 General Description **6**
1.1 Product Feature of Equipment Under Test 6
1.2 Product Specification of Equipment Under Test 7
1.3 Modification of EUT 8
1.4 Testing Location 9
1.5 Applicable Standards 9
2 Test Configuration of Equipment Under Test **10**
2.1 Test Mode 10
2.2 Connection Diagram of Test System 15
2.3 Support Unit used in test configuration and system 15
2.4 Measurement Results Explanation Example 15
2.5 Frequency List of Low/Middle/High Channels 16
3 Conducted Test Items **27**
3.1 Measuring Instruments 27
3.2 Conducted Output Power and ERP/EIRP 28
3.3 Peak-to-Average Ratio 29
3.4 Occupied Bandwidth 30
3.5 Conducted Band Edge 31
3.6 Conducted Spurious Emission 33
3.7 Frequency Stability 34
4 Radiated Test Items **35**
4.1 Measuring Instruments 35
4.2 Radiated Spurious Emission Measurement 37
5 List of Measuring Equipment **38**
6 Uncertainty of Evaluation **40**
Appendix A. Test Results of Conducted Test
Appendix B. Test Results of Radiated Test
Appendix C. Test Setup Photographs

History of this test report

Report No.	Version	Description	Issue Date
FG271545B	01	Initial issue of report	Oct. 21, 2022

Summary of Test Result

Report Clause	Ref Std. Clause	Test Items	Result (PASS/FAIL)	Remark
3.2	§2.1046	Conducted Output Power	Reporting only	-
	§22.913 (a)(5)	Effective Radiated Power (Band 5)	Pass	
	§27.50 (c)(10)	Effective Radiated Power (Band 17) (Band 71)		
	§24.232 (c) §27.50 (h)(2)	Equivalent Isotropic Radiated Power (Band 2) (Band 7) (Band 38) (Band 41)		
	§27.50 (d)(4)	Equivalent Isotropic Radiated Power (Band 4) (Band 66)		
3.3	§24.232 (d) §27.50 (d)(5)	Peak-to-Average Ratio	Pass	-
3.4	§2.1049	Occupied Bandwidth	Reporting only	-
3.5	§2.1051 §22.917 (a) §24.238 (a) §27.53 (g) §27.53 (h)	Conducted Band Edge Measurement (Band 2) (Band 4) (Band 5) (Band 17) (Band 66) (Band 71)	Pass	-
	§2.1051 §27.53 (m)(4)	Conducted Band Edge Measurement (Band 7) (Band 38) (Band 41)		
3.6	§2.1051 §22.917 (a) §24.238 (a) §27.53 (g) §27.53 (h)	Conducted Spurious Emission (Band 2) (Band 4) (Band 5) (Band 17) (Band 66) (Band 71)	Pass	-
	§2.1051 §27.53 (m)(4)	Conducted Spurious Emission (Band 7) (Band 38) (Band 41)		
3.7	§2.1055 §22.355 §24.235 §27.54	Frequency Stability Temperature & Voltage	Pass	-

Report Clause	Ref Std. Clause	Test Items	Result (PASS/FAIL)	Remark
4.2	§2.1053 §22.917 (a) §24.238 (a) §27.53 (g) §27.53 (h)	Radiated Spurious Emission (Band 2) (Band 4) (Band 5) (Band 17) (Band 66) (Band 71)	Pass	10.95 dB under the limit at 10136.000 MHz
	§2.1051 §27.53 (m)(4)	Radiated Spurious Emission (Band 7) (Band 38) (Band 41)		

Declaration of Conformity:

1. The test results (PASS/FAIL) with all measurement uncertainty excluded are presented in accordance with the regulation limits or requirements declared by manufacturers.
   It's means measurement values may risk exceeding the limit of regulation standards, if measurement uncertainty is include in test results.
2. The measurement uncertainty please refer to report "Uncertainty of Evaluation".

Comments and Explanations:

The product specifications of the EUT presented in the report are declared by the manufacturer who shall take full responsibility for the authenticity.

Reviewed by: Wei Chen

Report Producer: Michelle Chen

1 General Description

1.1 Product Feature of Equipment Under Test

Product Feature	
Equipment	Touch Computer
Brand Name	Zebra
Model Name	TC78B1
FCC ID	UZ7TC78B1
Sample 1	SE5500 + Premium config
Sample 2	SE4770 + Base config
Sample 3	SE5500 + Base config
EUT supports Radios application	GSM/EGPRS/WCDMA/HSPA/LTE/5G NR/NFC/GNSS WLAN 11a/b/g/n HT20/HT40 WLAN 11ac VHT20/VHT40/VHT80/VHT160 WLAN 11ax HE20/HE40/HE80/HE160 Bluetooth BR/EDR/LE
HW Version	EV2
SW Version	athena_A11_userdebug_GMS_RelKey_2022-07-14-1733_product_SE
MFD	11JUN22
DUT Stage	Identical Prototype

Remark: The above EUT's information was declared by manufacturer.

Specification of Accessories				
Adapter	**Brand Name**	Zebra	**Part Number**	PWR-WUA5V12W0US
Battery 1X	**Brand Name**	Zebra	**Part Number**	BT-000442-0020
Battery 1.5X	**Brand Name**	Zebra	**Part Number**	BT-000442-0820
Wireless Battery	**Brand Name**	Zebra	**Part Number**	BT-000442-002A
USB TYPE A to TYPE C cable	**Brand Name**	Zebra	**Part Number**	CBL-TC5X-USBC2A-01
USB TYPE C to 3.5mm audio connector	**Brand Name**	Zebra	**Part Number**	ADP-USBC-35MM1-01
3.5mm Earphone	**Brand Name**	Zebra	**Part Number**	HDST-35MM-PTVP-01
USB TYPE C Earphone	**Brand Name**	Zebra	**Part Number**	HPST-USBC-PTT1-01
Trigger Handle	**Brand Name**	Zebra	**Part Number**	TRG-NGTC5-ELEC-01
Soft Holster	**Brand Name**	Zebra	**Part Number**	SG-NGTC5TC7-HLSTR-01
TC53/TC58 RUGGED BOOT	**Brand Name**	Zebra	**Part Number**	SG-NGTC5EXO1-01

1.2 Product Specification of Equipment Under Test

Product Specification is subject to this standard	
Tx Frequency	LTE Band 2: 1850.7 MHz ~ 1909.3 MHz LTE Band 4: 1710.7 MHz ~ 1754.3 MHz LTE Band 5: 824.7 MHz ~ 848.3 MHz LTE Band 7: 2502.5 MHz ~ 2567.5 MHz LTE Band 17: 706.5 MHz ~ 713.5 MHz LTE Band 38: 2572.5MHz ~ 2617.5MHz LTE Band 41: 2498.5 MHz ~ 2687.5 MHz LTE Band 66: 1710.7 MHz ~ 1779.3 MHz LTE Band 71: 665.5 MHz ~ 695.5 MHz
Rx Frequency	LTE Band 2: 1930.7 MHz ~ 1989.3 MHz LTE Band 4: 2110.7 MHz ~ 2154.3 MHz LTE Band 5: 869.7 MHz ~ 893.3 MHz LTE Band 7: 2622.5 MHz ~ 2687.5 MHz LTE Band 17: 736.5 MHz ~ 743.5 MHz LTE Band 38: 2572.5MHz ~ 2617.5MHz LTE Band 41: 2498.5 MHz ~ 2687.5 MHz LTE Band 66: 2110.7 MHz ~ 2199.3 MHz LTE Band 71: 619.5 MHz ~ 649.5 MHz
Bandwidth	LTE Band 2: 1.4MHz / 3MHz / 5MHz / 10MHz / 15MHz / 20MHz LTE Band 4: 1.4MHz / 3MHz / 5MHz / 10MHz / 15MHz / 20MHz LTE Band 5: 1.4MHz / 3MHz / 5MHz / 10MHz LTE Band 7: 5MHz / 10MHz / 15MHz / 20MHz LTE Band 17 : 5MHz / 10MHz LTE Band 38: 5MHz / 10MHz / 15MHz / 20MHz LTE Band 41: 5MHz / 10MHz / 15MHz / 20MHz LTE Band 66: 1.4MHz / 3MHz / 5MHz / 10MHz / 15MHz / 20MHz LTE Band 71: 5MHz / 10MHz / 15MHz / 20MHz
Maximum Output Power to Antenna	LTE Band 2 : 24.06 dBm LTE Band 4 : 24.63 dBm LTE Band 5 : 23.85 dBm LTE Band 5B : 25.88 dBm LTE Band 7 : 22.75 dBm LTE Band 7C : 24.81 dBm LTE Band 17 : 23.53 dBm LTE Band 38 : 23.38 dBm LTE Band 38C : 24.89 dBm LTE Band 41 : 23.51 dBm LTE Band 41 : 25.12 dBm for HPUE LTE Band 41C : 25.42 dBm for HPUE LTE Band 66 : 24.39 dBm LTE Band 66B : 24.73 dBm LTE Band 66C : 24.15 dBm LTE Band 71 : 23.73 dBm
Antenna Type	PIFA Antenna

Product Specification is subject to this standard	
Antenna Gain	**<Ant. 0>** LTE Band 17: 0.14 dBi LTE Band 71: -0.05 dBi **<Ant. 1>** LTE Band 5: -9.05 dBi LTE Band 7: -5.38 dBi LTE Band 17: -8.93 dBi LTE Band 38: -5.97 dBi LTE Band 41: -5.38 dBi LTE Band 71: -7.72 dBi **<Ant. 2>** LTE Band 2: -0.87 dBi LTE Band 4: 1.94 dBi LTE Band 66: 2.29 dBi **<Ant. 4>** LTE Band 5: -3.03 dBi LTE Band 66: 1.18 dBi **<Ant. 6>** LTE Band 7: -0.39 dBi LTE Band 38: -0.10 dBi LTE Band 41: -0.10 dBi **<Ant. 7>** LTE Band 2: -7.76 dBi LTE Band 7: -4.90 dBi LTE Band 38: -5.84 dBi LTE Band 41: -4.90 dBi **<Ant. 12>** LTE Band 7: 1.03 dBi LTE Band 38: 1.00 dBi LTE Band 41: 1.46 dBi
Type of Modulation	QPSK / 16QAM / 64QAM / 256QAM

Remark: The above EUT's information was declared by manufacturer. Please refer to Comments and Explanations in report summary.

1.3 Modification of EUT

No modifications made to the EUT during the testing.

1.4 Testing Location

Test Site	Sporton International Inc. EMC & Wireless Communications Laboratory
Test Site Location	No.52, Huaya 1st Rd., Guishan Dist., Taoyuan City 333, Taiwan (R.O.C.) TEL: +886-3-327-3456 FAX: +886-3-328-4978
Test Site No.	**Sporton Site No.**
	TH03-HY
Test Engineer	George Chen
Temperature (℃)	22.5~25.0
Relative Humidity (%)	48~56

Test Site	Sporton International Inc. Wensan Laboratory
Test Site Location	No.58, Aly. 75, Ln. 564, Wenhua 3rd, Rd., Guishan Dist., Taoyuan City 333010, Taiwan (R.O.C.) TEL: +886-3-327-0868 FAX: +886-3-327-0855
Test Site No.	**Sporton Site No.**
	03CH12-HY (TAF Code: 3786)
Test Engineer	Jack Cheng, Tim Lee and Wilson Wu
Temperature (℃)	20~25
Relative Humidity (%)	50~60
Remark	The Radiated Spurious Emission test item subcontracted to Sporton International Inc. Wensan Laboratory.

Note: The test site complies with ANSI C63.4 2014 requirement.

FCC Designation No.: TW1190 and TW3786

1.5 Applicable Standards

According to the specifications of the manufacturer, the EUT must comply with the requirements of the following standards:

- ANSI C63.26-2015
- ANSI / TIA-603-E
- FCC 47 CFR Part 2, 22(H), 24(E), 27
- FCC KDB 971168 D01 Power Meas. License Digital Systems v03r01
- FCC KDB 412172 D01 Determining ERP and EIRP v01r01
- FCC KDB 414788 D01 Radiated Test Site v01r01.

Remark:

1. All the test items were validated and recorded in accordance with the standards without any modification during the testing.
2. This EUT has also been tested and complied with the requirements of FCC Part 15, Subpart B, recorded in a separate test report.
3. The TAF code is not including all the FCC KDB listed without accreditation.

2 Test Configuration of Equipment Under Test

2.1 Test Mode

Antenna port conducted and radiated test items listed below are performed according to KDB 971168 D01 Power Meas. License Digital Systems v03r01 with maximum output power.

For radiated measurement, the measured emission level of the EUT was maximized by rotating the EUT on a turntable, adjusting the orientation of the EUT and EUT antenna in three orthogonal axis (X: flat, Y: portrait, Z: landscape), and adjusting the measurement antenna orientation, following C63.26 exploratory test procedures and only the worst case emissions were reported in this report..

Test Items	Band	Bandwidth (MHz)						Modulation				RB #			Test Channel		
		1.4	3	5	10	15	20	QPSK	16QAM	64QAM	256 QAM	1	Half	Full	L	M	H
Max. Output Power	2	v	v	v	v	v	v	v	v	v	v	v	v	v	v	v	v
	4	v	v	v	v	v	v	v	v	v	v	v	v	v	v	v	v
	5	v	v	v	v	-	-	v	v	v	v	v	v	v	v	v	v
	7	-	-	v	v	v	v	v	v	v	v	v	v	v	v	v	v
	17	-	-	v	v	-	-	v	v	v	v	v	v	v	v	v	v
	38	-	-	v	v	v	v	v	v	v	v	v	v	v	v	v	v
	41	-	-	v	v	v	v	v	v	v	v	v	v	v	v	v	v
	66	v	v	v	v	v	v	v	v	v	v	v	v	v	v	v	v
	71	-	-	v	v	v	v	v	v	v	v	v	v	v	v	v	v
Peak-to-Average Ratio	2						v	v	v	v	v			v		v	
	4						v	v	v	v	v			v		v	
	5				v	-	-	v	v	v	v			v		v	
	7	-	-				v	v	v	v	v			v		v	
	17	-	-		v	-	-	v	v	v	v			v		v	
	38	-	-				v	v	v	v	v			v		v	
	41	-	-				v	v	v	v	v			v		v	
	66						v	v	v	v	v			v		v	
	71	-	-				v	v	v	v	v			v		v	

Test Items	Band	Bandwidth (MHz)						Modulation				RB #			Test Channel		
		1.4	3	5	10	15	20	QPSK	16QAM	64QAM	256 QAM	1	Half	Full	L	M	H
26dB and 99% Bandwidth	2	v	v	v	v	v	v	v	v	v	v			v		v	
	4	v	v	v	v	v	v	v	v	v	v			v		v	
	5	v	v	v	v	-	-	v	v	v	v			v		v	
	7	-	-	v	v	v	v	v	v	v	v			v		v	
	17	-	-	v	v	-	-	v	v	v	v			v		v	
	38	-	-	v	v	v	v	v	v	v	v			v		v	
	41	-	-	v	v	v	v	v	v	v	v			v		v	
	66	v	v	v	v	v	v	v	v	v	v			v		v	
	71	-	-	v	v	v	v	v	v	v	v			v		v	
Conducted Band Edge	2	v	v	v	v	v	v	v	v	v	v	v		v	v		v
	4	v	v	v	v	v	v	v	v	v	v	v		v	v		v
	5	v	v	v	v	-	-	v	v	v	v	v		v	v		v
	7	-	-	v	v	v	v	v	v	v	v	v		v	v		v
	17	-	-	v	v	-	-	v	v	v	v	v		v	v		v
	38	-	-	v	v	v	v	v	v	v	v	v		v	v		v
	41	-	-	v	v	v	v	v	v	v	v	v		v	v		v
	66	v	v	v	v	v	v	v	v	v	v	v		v	v		v
	71	-	-	v	v	v	v	v	v	v	v	v		v	v		v
Conducted Spurious Emission	2	v	v	v	v	v	v	v				v			v	v	v
	4	v	v	v	v	v	v	v				v			v	v	v
	5	v	v	v	v	-	-	v				v			v	v	v
	7	-	-	v	v	v	v	v				v			v	v	v
	17	-	-	v	v	-	-	v				v			v	v	v
	38	-	-	v	v	v	v	v				v			v	v	v
	41	-	-	v	v	v	v	v				v			v	v	v
	66	v	v	v	v	v	v	v				v			v	v	v
	71	-	-	v	v	v	v	v				v			v	v	v

Test Items	Band	Bandwidth (MHz)						Modulation				RB #			Test Channel		
		1.4	3	5	10	15	20	QPSK	16QAM	64QAM	256 QAM	1	Half	Full	L	M	H
Frequency Stability	2				v			v						v		v	
	4				v			v						v		v	
	5				v	-	-	v						v		v	
	7	-	-		v			v						v		v	
	17	-	-		v	-	-	v						v		v	
	38	-	-		v			v						v		v	
	41	-	-		v			v						v		v	
	66				v			v						v		v	
	71	-	-		v			v						v		v	
E.R.P / E.I.R.P	2	v	v	v	v	v	v	v	v	v	v	Max. Power					
	4	v	v	v	v	v	v	v	v	v	v						
	5	v	v	v	v	-	-	v	v	v	v						
	7	-	-	v	v	v	v	v	v	v	v						
	17	-	-	v	v	-	-	v	v	v	v						
	38	-	-	v	v	v	v	v	v	v	v						
	41	-	-	v	v	v	v	v	v	v	v						
	66	v	v	v	v	v	v	v	v	v	v						
	71	-	-	v	v	v	v	v	v	v	v						
Radiated Spurious Emission	2	Worst Case													v	v	v
	4	Covered by Band 66															
	5	Worst Case													v	v	v
	7	Worst Case													v	v	v
	17	Worst Case													v	v	v
	38	Covered by Band 41															
	41	Worst Case													v	v	v
	66	Worst Case													v	v	v
	71	Worst Case													v	v	v

Remark

1. The mark "**v** " means that this configuration is chosen for testing
2. The mark "-" means that this bandwidth is not supported.
3. The device is investigated from 30MHz to 10 times of fundamental signal for radiated spurious emission test under different RB size/offset and modulations in exploratory test. Subsequently, only the worst case emissions are reported.
4. All the radiated test cases were performed with Battery 1X and Sample 1.
5. Wider operating range bandwidth covers narrower one when the power is higher or the same.

Test Items	Band	Bandwidth (MHz)					Modulation				RB #			Test Channel		
		3+5	5+3	5+10	10+5	10+10	QPSK	16QAM	64QAM	256QAM	1	Half	Full	L	M	H
Max. Output Power	5_CA	v	v	v	v	v	v	v	v	v	v		v	v	v	v
26dB and 99% Bandwidth	5_CA	v	v	v	v	v	v	v	v	v			v		v	
Conducted Band Edge	5_CA	v	v	v	v	v	v	v	v	v	v		v	v		v
Conducted Spurious Emission	5_CA	v	v	v	v	v	v				v			v	v	v
E.R.P.	5_CA	v	v	v	v	v	v	v	v	v	Max. Power					
Radiated Spurious Emission	5_CA	Worst Case												v	v	v
Remark	1. The mark "**v** " means that this configuration is chosen for testing 2. The mark "-" means that this bandwidth is not supported. 3. The device is investigated from 30MHz to 10 times of fundamental signal for radiated spurious emission test under different RB size/offset and modulations in exploratory test. Subsequently, only the worst case emissions are reported. 4. All the radiated test cases were performed with Battery 1X and Sample 1.															

Test Items	Band	Bandwidth (MHz)						Modulation				RB #			Test Channel		
		5+5	5+10	10+5	5+15	15+5	10+10	QPSK	16QAM	64QAM	256QAM	1	Half	Full	L	M	H
Max. Output Power	66B_CA	v	v	v	v	v	v	v	v	v	v	v		v	v	v	v
26dB and 99% Bandwidth	66B_CA	v	v	v	v	v	v	v	v	v	v			v		v	
Conducted Band Edge	66B_CA	v	v	v	v	v	v	v	v	v	v	v		v	v		v
Conducted Spurious Emission	66B_CA	v	v	v	v	v	v	v				v			v	v	v
E.I.R.P.	66B_CA	v	v	v	v	v	v	v	v	v	v	Max. Power					
Remark	1. The mark "**v** " means that this configuration is chosen for testing 2. The mark "-" means that this bandwidth is not supported. 3. The device is investigated from 30MHz to 10 times of fundamental signal for radiated spurious emission test under different RB size/offset and modulations in exploratory test. Subsequently, only the worst case emissions are reported. 4. All the radiated test cases were performed with Battery 1X and Sample 1.																

Test Items	Band	Bandwidth (MHz)										Modulation				RB #			Test Channel		
		20+20	20+15	15+20	20+10	10+20	20+5	5+20	15+15	15+10	10+15	QPSK	16QAM	64QAM	256QAM	1	Half	Full	L	M	H
Max. Output Power	7C_CA	v	v	v	v	v	-	-	v	v	-	v	v	v	v	v		v	v	v	v
	38C_CA	v	-	-	-	-	-	-	v	-	-	v	v	v	v	v		v	v	v	v
	41C_CA	v	v	v	v	v	v	v	v	v	v	v	v	v	v	v		v	v	v	v
	66C_CA	v	v	v	v	v	v	v	v	v	v	v	v	v	v	v		v	v	v	v
26dB and 99% Bandwidth	7_CA	v	v	v	v	v	-	-	v	v	-	v	v	v	v			v		v	
	38_CA	v	-	-	-	-	-	-	v	-	-	v	v	v	v			v		v	
	41_CA	v	v	v	v	v	v	v	v	v	v	v	v	v	v			v		v	
	66C_CA	v	v	v	v	v	v	v	v	v	v	v	v	v	v			v		v	
Conducted Band Edge	7_CA	v	v	v	v	v	-	-	v	v	-	v	v	v	v	v		v	v		v
	38_CA	v	-	-	-	-	-	-	v	-	-	v	v	v	v	v		v	v		v
	41_CA	v	v	v	v	v	v	v	v	v	v	v	v	v	v	v		v	v		v
	66C_CA	v	v	v	v	v	v	v	v	v	v	v	v	v	v	v		v	v		v
Conducted Spurious Emission	7_CA	v	v	v	v	v	-	-	v	v	-	v				v			v	v	v
	38_CA	v	-	-	-	-	-	-	v	-	-	v				v			v	v	v
	41_CA	v	v	v	v	v	v	v	v	v	v	v				v			v	v	v
	66C_CA	v	v	v	v	v	v	v	v	v	v	v				v			v	v	v
E.I.R.P.	7_CA	v	v	v	v	v	-	-	v	v	-	v	v	v	v	Max. Power					
	38_CA	v	-	-	-	-	-	-	v	-	-	v	v	v	v						
	41_CA	v	v	v	v	v	v	v	v	v	v	v	v	v	v						
	66C_CA	v	v	v	v	v	v	v	v	v	v	v	v	v	v						
Radiated Spurious Emission	7_CA	Worst Case																	v	v	v
	38_CA	Worst Case																	v	v	v
Remark	1. The mark "**v** " means that this configuration is chosen for testing 2. The mark "-" means that this bandwidth is not supported. 3. The device is investigated from 30MHz to 10 times of fundamental signal for radiated spurious emission test under different RB size/offset and modulations in exploratory test. Subsequently, only the worst case emissions are reported. 4. All the radiated test cases were performed with Battery 1X and Sample 1.																				

2.2 Connection Diagram of Test System

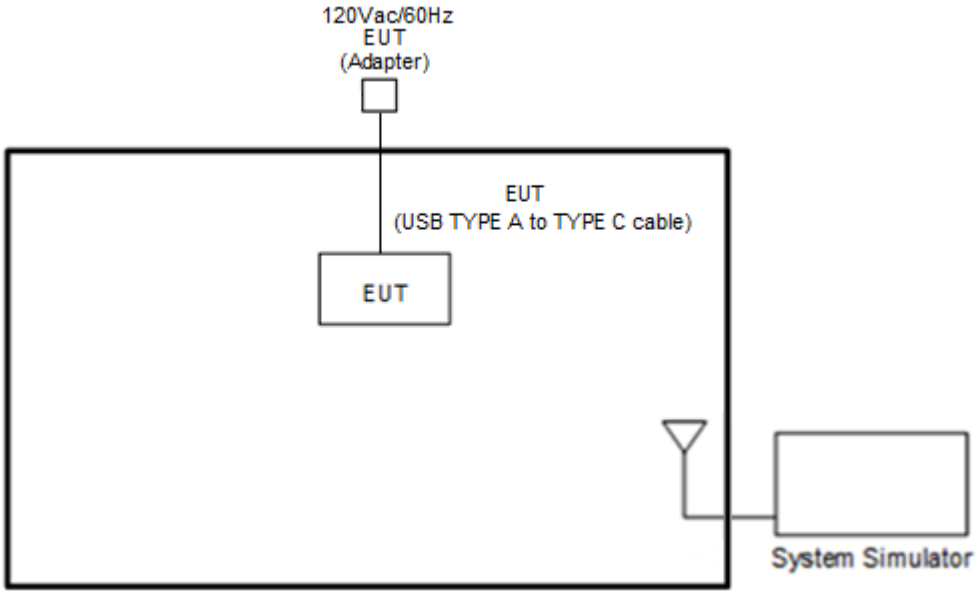

2.3 Support Unit used in test configuration and system

Item	Equipment	Brand Name	Model No.	FCC ID	Data Cable	Power Cord
1.	System Simulator	Anritsu	MT8821C	N/A	N/A	Unshielded, 1.8 m
2.	System Simulator	Anritsu	MT8000A	N/A	N/A	Unshielded, 1.8 m

2.4 Measurement Results Explanation Example

For all conducted test items:

The offset level is set in the spectrum analyzer to compensate the RF cable loss and attenuator factor between EUT conducted output port and spectrum analyzer. With the offset compensation, the spectrum analyzer reading level is exactly the EUT RF output level.

The spectrum analyzer offset is derived from RF cable loss and attenuator factor.

Offset = RF cable loss + attenuator factor.

Following shows an offset computation example with cable loss 4.2 dB and 10dB attenuator.

Example :

Offset(dB) = RF cable loss(dB) + attenuator factor(dB).

= 4.2 + 10 = 14.2 (dB)

2.5 Frequency List of Low/Middle/High Channels

LTE Band 2 Channel and Frequency List				
BW [MHz]	**Channel/Frequency(MHz)**	**Lowest**	**Middle**	**Highest**
20	Channel	18700	18900	19100
	Frequency	1860	1880	1900
15	Channel	18675	18900	19125
	Frequency	1857.5	1880	1902.5
10	Channel	18650	18900	19150
	Frequency	1855	1880	1905
5	Channel	18625	18900	19175
	Frequency	1852.5	1880	1907.5
3	Channel	18615	18900	19185
	Frequency	1851.5	1880	1908.5
1.4	Channel	18607	18900	19193
	Frequency	1850.7	1880	1909.3

LTE Band 4 Channel and Frequency List				
BW [MHz]	**Channel/Frequency(MHz)**	**Lowest**	**Middle**	**Highest**
20	Channel	20050	20175	20300
	Frequency	1720	1732.5	1745
15	Channel	20025	20175	20325
	Frequency	1717.5	1732.5	1747.5
10	Channel	20000	20175	20350
	Frequency	1715	1732.5	1750
5	Channel	19975	20175	20375
	Frequency	1712.5	1732.5	1752.5
3	Channel	19965	20175	20385
	Frequency	1711.5	1732.5	1753.5
1.4	Channel	19957	20175	20393
	Frequency	1710.7	1732.5	1754.3

LTE Band 5 Channel and Frequency List				
BW [MHz]	Channel/Frequency(MHz)	Lowest	Middle	Highest
10	Channel	20450	20525	20600
	Frequency	829	836.5	844
5	Channel	20425	20525	20625
	Frequency	826.5	836.5	846.5
3	Channel	20415	20525	20635
	Frequency	825.5	836.5	847.5
1.4	Channel	20407	20525	20643
	Frequency	824.7	836.5	848.3

LTE Band 7 Channel and Frequency List				
BW [MHz]	Channel/Frequency(MHz)	Lowest	Middle	Highest
20	Channel	20850	21100	21350
	Frequency	2510	2535	2560
15	Channel	20825	21100	21375
	Frequency	2507.5	2535	2562.5
10	Channel	20800	21100	21400
	Frequency	2505	2535	2565
5	Channel	20775	21100	21425
	Frequency	2502.5	2535	2567.5

LTE Band 17 Channel and Frequency List				
BW [MHz]	Channel/Frequency(MHz)	Lowest	Middle	Highest
10	Channel	23780	23790	23800
	Frequency	709	710	711
5	Channel	23755	23790	23825
	Frequency	706.5	710	713.5

LTE Band 38 Channel and Frequency List				
BW [MHz]	Channel/Frequency(MHz)	Lowest	Middle	Highest
20	Channel	37850	38000	38150
	Frequency	2580.0	2595.0	2610.0
15	Channel	37825	38000	38175
	Frequency	2577.5	2595.0	2612.5
10	Channel	37800	38000	38200
	Frequency	2575.0	2595.0	2615.0
5	Channel	37775	38000	38225
	Frequency	2572.5	2595.0	2617.5

LTE Band 41 Channel and Frequency List				
BW [MHz]	Channel/Frequency(MHz)	Lowest	Middle	Highest
20	Channel	39750	40620	41490
	Frequency	2506.0	2593.0	2680.0
15	Channel	39725	40620	41515
	Frequency	2503.5	2593.0	2682.5
10	Channel	39700	40620	41540
	Frequency	2501.0	2593.0	2685.0
5	Channel	39675	40620	41565
	Frequency	2498.5	2593.0	2687.5

LTE Band 66 Channel and Frequency List				
BW [MHz]	Channel/Frequency(MHz)	Lowest	Middle	Highest
20	Channel	132072	132322	132572
	Frequency	1720	1745	1770
15	Channel	132047	132322	132597
	Frequency	1717.5	1745	1772.5
10	Channel	132022	132322	132622
	Frequency	1715	1745	1775
5	Channel	131997	132322	132647
	Frequency	1712.5	1745	1777.5
3	Channel	131987	132322	132657
	Frequency	1711.5	1745	1778.5
1.4	Channel	131979	132322	132665
	Frequency	1710.7	1745	1779.3

LTE Band 71 Channel and Frequency List				
BW [MHz]	Channel/Frequency(MHz)	Lowest	Middle	Highest
20	Channel	133222	133297	133372
	Frequency	673.0	680.5	688.0
15	Channel	133197	133297	133397
	Frequency	670.5	680.5	690.5
10	Channel	133172	133297	133422
	Frequency	668.0	680.5	693.0
5	Channel	133147	133297	133447
	Frequency	665.5	680.5	695.5

LTE Band 5B Channel and Frequency List_CA					
BW [MHz]	Channel/Frequency(MHz)		Lowest	Middle	Highest
3 + 5	PCC	Channel	20416	20501	20586
		Frequency	825.6	834.1	842.6
	SCC	Channel	20455	20540	20575
		Frequency	829.5	838	841.5
5 + 3	PCC	Channel	20425	20510	20595
		Frequency	826.5	835	843.5
	SCC	Channel	20464	20549	20634
		Frequency	830.4	838.9	847.4
5 + 10	PCC	Channel	20428	20478	20528
		Frequency	826.8	831.8	836.8
	SCC	Channel	20500	20550	20600
		Frequency	834.0	839.0	844.0
10 + 5	PCC	Channel	20450	20500	20550
		Frequency	829.0	834.0	839.0
	SCC	Channel	20522	20572	20622
		Frequency	836.2	841.2	846.2
10 + 10	PCC	Channel	20450	20476	20501
		Frequency	829.0	831.6	834.1
	SCC	Channel	20549	20575	20600
		Frequency	838.9	841.5	844.0

LTE Band 7C Channel and Frequency List_CA					
BW [MHz]	Channel/Frequency(MHz)		Lowest	Middle	Highest
20 + 20	PCC	Channel	20850	21001	21152
		Frequency	2510.0	2525.1	2540.2
	SCC	Channel	21048	21199	21350
		Frequency	2529.8	2544.9	2560.0
20 + 15	PCC	Channel	20850	21026	21201
		Frequency	2510.0	2527.6	2545.1
	SCC	Channel	21021	21197	21372
		Frequency	2527.1	2544.7	2562.2
15 + 20	PCC	Channel	20828	21003	21179
		Frequency	2507.8	2525.3	2542.9
	SCC	Channel	20999	21174	21350
		Frequency	2524.9	2542.4	2560.0
20 + 10	PCC	Channel	20850	21051	21251
		Frequency	2510.0	2530.1	2550.1
	SCC	Channel	20994	21195	21395
		Frequency	2524.4	2544.5	2564.5
10 + 20	PCC	Channel	20805	21006	21206
		Frequency	2505.5	2525.6	2545.6
	SCC	Channel	20949	21150	21350
		Frequency	2519.9	2540.0	2560.0
15 + 15	PCC	Channel	20825	21025	21225
		Frequency	2507.5	2527.5	2547.5
	SCC	Channel	20975	21175	21375
		Frequency	2522.5	2542.5	2562.5
15 + 10	PCC	Channel	20825	21051	21277
		Frequency	2507.5	2530.1	2552.7
	SCC	Channel	20945	21171	21397
		Frequency	2519.5	2542.1	2564.7

LTE Band 38C Channel and Frequency List					
BW [MHz]	Channel/Frequency(MHz)		Lowest	Middle	Highest
20 + 20	PCC	Channel	37850	37901	37952
		Frequency	2580.0	2585.1	2590.2
	SCC	Channel	38048	38099	38150
		Frequency	2599.8	2604.9	2610.0
15+ 15	PCC	Channel	37825	37925	38025
		Frequency	2577.5	2587.5	2597.5
	SCC	Channel	37975	38075	38175
		Frequency	2592.5	2602.5	2612.5

LTE Band 41C Channel and Frequency List					
BW [MHz]	Channel/Frequency(MHz)		Lowest	Middle	Highest
20 + 20	PCC	Channel	39750	40521	41292
		Frequency	2506.0	2583.1	2660.2
	SCC	Channel	39948	40719	41490
		Frequency	2525.8	2602.9	2680.0
20 + 15	PCC	Channel	39750	40546	41341
		Frequency	2506.0	2585.6	2665.1
	SCC	Channel	39921	40717	41512
		Frequency	2523.1	2602.7	2682.2
15 + 20	PCC	Channel	39728	40523	41319
		Frequency	2503.8	2593.3	2662.9
	SCC	Channel	39899	40694	41490
		Frequency	2520.9	2600.4	2680.0
20 + 10	PCC	Channel	39750	40571	41391
		Frequency	2506.0	2588.1	2670.1
	SCC	Channel	39894	40715	41535
		Frequency	2520.4	2602.5	2684.5
10 + 20	PCC	Channel	39705	40526	41346
		Frequency	2501.5	2583.6	2665.6
	SCC	Channel	39849	40670	41490
		Frequency	2515.9	2598.0	2680.0

LTE Band 41C Channel and Frequency List					
20 + 5	PCC	Channel	39750	40595	41440
		Frequency	2506.0	2590.5	2675.0
	SCC	Channel	39867	40712	41557
		Frequency	2517.7	2602.2	2686.7
5 + 20	PCC	Channel	39683	40528	41373
		Frequency	2499.3	2583.8	2668.3
	SCC	Channel	39800	40645	41490
		Frequency	2511.0	2595.5	2680.0
15 + 15	PCC	Channel	39725	40545	41365
		Frequency	2503.5	2585.5	2667.5
	SCC	Channel	39875	40695	41515
		Frequency	2518.5	2600.5	2682.5
10 + 15	PCC	Channel	39703	40549	41395
		Frequency	2501.3	2585.9	2670.5
	SCC	Channel	39823	40669	41515
		Frequency	2513.3	2597.9	2682.5
15 + 10	PCC	Channel	39725	40571	41417
		Frequency	2503.5	2588.1	2672.7
	SCC	Channel	39845	40691	41537
		Frequency	2515.5	2600.1	2684.7

LTE Band 66B Channel and Frequency List_CA					
BW [MHz]	Channel/Frequency(MHz)		Lowest	Middle	Highest
5 + 5	PCC	Channel	131997	132398	132599
		Frequency	1712.5	1752.6	1772.7
	SCC	Channel	132045	133346	132647
		Frequency	1717.3	1757.4	1777.5
5 + 10	PCC	Channel	132000	132375	132550
		Frequency	1712.8	1750.3	1767.8
	SCC	Channel	132072	133347	132622
		Frequency	1720.0	1757.5	1775.0
10 + 5	PCC	Channel	132022	132397	132572
		Frequency	1715.0	1752.5	1770.0
	SCC	Channel	132094	133369	132644
		Frequency	1722.2	1759.7	1777.2
5 + 15	PCC	Channel	132002	132353	132504
		Frequency	1713.0	1748.1	1763.2
	SCC	Channel	132095	133346	132597
		Frequency	1722.3	1757.4	1772.5
15 + 5	PCC	Channel	132047	132398	132549
		Frequency	1717.5	1752.6	1767.7
	SCC	Channel	132140	133391	132642
		Frequency	1726.8	1761.9	1777.0
10 + 10	PCC	Channel	132022	132373	135523
		Frequency	1715.0	1750.1	1765.1
	SCC	Channel	132121	133372	132622
		Frequency	1724.9	1760.0	1775.0

LTE Band 66C Channel and Frequency List_CA					
BW [MHz]	Channel/Frequency(MHz)		Lowest	Middle	Highest
10 + 15	PCC	Channel	132025	132351	132477
		Frequency	1715.3	1747.9	1760.5
	SCC	Channel	132145	133371	132597
		Frequency	1727.3	1759.9	1772.5
15 + 10	PCC	Channel	132047	132373	132499
		Frequency	1717.5	1750.1	1762.7
	SCC	Channel	132167	133393	132619
		Frequency	1729.5	1761.1	1774.7
10 + 20	PCC	Channel	132027	132328	132428
		Frequency	1715.5	1745.6	1755.6
	SCC	Channel	131171	133372	132572
		Frequency	1729.9	1760.0	1770.0
20 + 10	PCC	Channel	132072	132373	132473
		Frequency	1720.0	1750.1	1760.1
	SCC	Channel	132216	133417	132617
		Frequency	1734.4	1764.5	1774.5
15 + 15	PCC	Channel	132047	132347	132447
		Frequency	1717.5	1747.5	1757.5
	SCC	Channel	132197	133397	132597
		Frequency	1732.5	1762.5	1772.5
15 + 20	PCC	Channel	132050	132325	132401
		Frequency	1717.8	1745.3	1752.9
	SCC	Channel	132221	133396	132572
		Frequency	1734.9	1762.4	1770.0
20 + 15	PCC	Channel	132072	132348	132423
		Frequency	1720.0	1747.6	1755.1
	SCC	Channel	132243	133419	132594
		Frequency	1737.1	1764.7	1772.2
20 + 5	PCC	Channel	132072	132397	132522
		Frequency	1720.0	1752.5	1765.0
	SCC	Channel	132189	133414	132639
		Frequency	1731.7	1764.2	1776.7

LTE Band 66C Channel and Frequency List_CA					
5 + 20	PCC	Channel	132005	132330	132455
		Frequency	1713.3	1745.8	1758.3
	SCC	Channel	132122	132447	132572
		Frequency	1725.0	1757.5	1770.0
20 + 20	PCC	Channel	132072	132323	132374
		Frequency	1720.0	1745.1	1750.2
	SCC	Channel	132270	133421	132572
		Frequency	1739.8	1764.9	1770.0

3 Conducted Test Items

3.1 Measuring Instruments

See list of measuring instruments of this test report.

3.1.1 Test Setup

3.1.2 Conducted Output Power



3.1.3 Peak-to-Average Ratio, Occupied Bandwidth ,Conducted Band-Edge and Conducted Spurious Emission

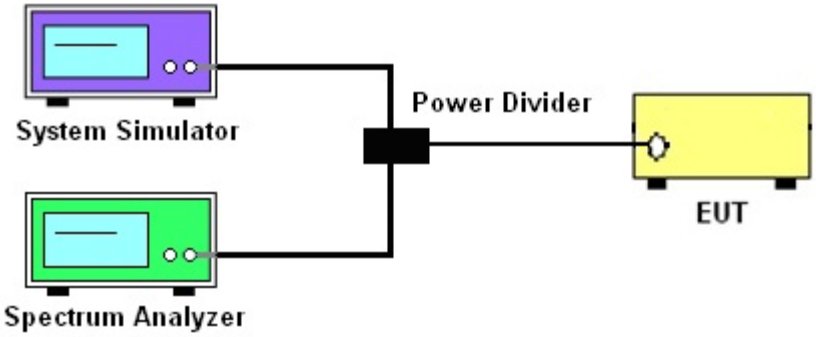

3.1.4 Frequency Stability

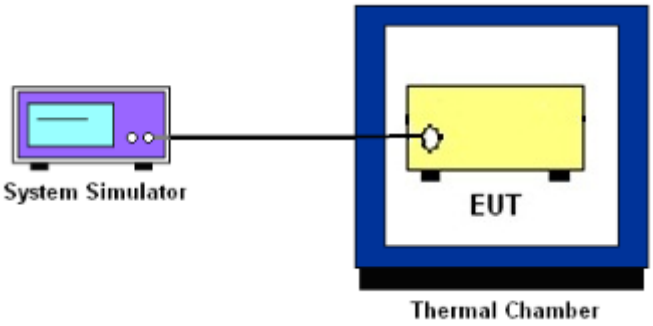

3.1.5 Test Result of Conducted Test

Please refer to Appendix A.

3.2 Conducted Output Power and ERP/EIRP

3.2.1 Description of the Conducted Output Power Measurement and ERP/EIRP Measurement

A system simulator was used to establish communication with the EUT. Its parameters were set to force the EUT transmitting at maximum output power. The measured power in the radio frequency on the transmitter output terminals shall be reported.

The ERP of mobile transmitters must not exceed 7 Watts for LTE Band 5

The ERP of mobile transmitters must not exceed 3 Watts for LTE Band 17 and and Band 71

The EIRP of mobile transmitters must not exceed 2 Watts for LTE Band 2 and Band 7 and Band 38 and Band 41

The EIRP of mobile transmitters must not exceed 1 Watts for LTE Band 4 and Band 66

According to KDB 412172 D01 Power Approach,

EIRP = $P_T + G_T – L_C$, ERP = EIRP -2.15, where

P_T = transmitter output power in dBm

G_T = gain of the transmitting antenna in dBi

L_C = signal attenuation in the connecting cable between the transmitter and antenna in dB

3.2.2 Test Procedures

1. The transmitter output port was connected to the system simulator.
2. Set EUT at maximum power through the system simulator.
3. Select lowest, middle, and highest channels for each band and different modulation.
4. Measure and record the power level from the system simulator.

3.3 Peak-to-Average Ratio

3.3.1 Description of the PAR Measurement

Power Complementary Cumulative Distribution Function (CCDF) curves provide a means for characterizing the power peaks of a digitally modulated signal on a statistical basis. A CCDF curve depicts the probability of the peak signal amplitude exceeding the average power level. Most contemporary measurement instrumentation include the capability to produce CCDF curves for an input signal provided that the instrument's resolution bandwidth can be set wide enough to accommodate the entire input signal bandwidth. In measuring transmissions in this band using an average power technique, the peak-to-average ratio (PAR) of the transmission may not exceed 13 dB.

3.3.2 Test Procedures

The testing follows ANSI C63.26-2015 Section 5.2.6

1. The EUT was connected to spectrum and system simulator via a power divider.
2. Set the CCDF (Complementary Cumulative Distribution Function) option in spectrum analyzer.
3. The highest RF powers were measured and recorded the maximum PAPR level associated with a probability of 0.1 %.
4. Record the deviation as Peak to Average Ratio.

3.4 Occupied Bandwidth

3.4.1 Description of Occupied Bandwidth Measurement

The occupied bandwidth is the width of a frequency band such that, below the lower and above the upper frequency limits, the mean powers emitted are each equal to a specified percentage 0.5% of the total mean transmitted power.

The 26 dB emission bandwidth is defined as the frequency range between two points, one above and one below the carrier frequency, at which the spectral density of the emission is attenuated 26 dB below the maximum in-band spectral density of the modulated signal. Spectral density (power per unit bandwidth) is to be measured with a detector of resolution bandwidth equal to approximately 1.0% of the emission bandwidth.

3.4.2 Test Procedures

The testing follows ANSI C63.26-2015 Section 5.4.3 (26dB) and Section 5.4.4 (99OB)

1. The EUT was connected to spectrum analyzer and system simulator via a power divider.
2. The spectrum analyzer center frequency is set to the nominal EUT channel center frequency. The span range for the spectrum analyzer shall be between two and five times the anticipated OBW.
3. The nominal resolution bandwidth (RBW) shall be in the range of 1 to 5 % of the anticipated OBW, and the VBW shall be at least 3 times the RBW.
4. Set the detection mode to peak, and the trace mode to max hold.
5. Determine the reference value: Set the EUT to transmit a modulated signal. Allow the trace to stabilize. Set the spectrum analyzer marker to the highest level of the displayed trace.
   (this is the reference value)
6. Determine the “-26 dB down amplitude” as equal to (Reference Value – X).
7. Place two markers, one at the lowest and the other at the highest frequency of the envelope of the spectral display such that each marker is at or slightly below the “–X dB down amplitude” determined in step 6. If a marker is below this “-X dB down amplitude” value it shall be placed as close as possible to this value. The OBW is the positive frequency difference between the two markers.
8. Use the 99 % power bandwidth function of the spectrum analyzer and report the measured bandwidth.

3.5 Conducted Band Edge

3.5.1 Description of Conducted Band Edge Measurement

22.917(a)

For operations in the 824 – 849 MHz band, the FCC limit is 43 + 10log10(P[Watts]) dB below the transmitter power P(Watts) in a 100kHz bandwidth. However, in the 1MHz bands immediately outside and adjacent to the licensee's frequency block, a resolution bandwidth of at least one percent of the emission bandwidth of the fundamental emission of the transmitter may be employed.

24.238 (a)

For operations in the 1850-1910 and 1930-1990 MHz band, the FCC limit is 43 + 10log10(P[Watts]) dB below the transmitter power P(Watts) in a 1MHz bandwidth. However, in the 1 MHz bands immediately outside and adjacent to the frequency block a resolution bandwidth of at least one percent of the emission bandwidth of the fundamental emission of the transmitter may be employed.

27.53 (g)

For operations in the 600MHz band and 698-746 MHz band, the FCC limit is 43 + 10log10(P[Watts]) dB below the transmitter power P(Watts) in a 100 kHz bandwidth. However, in the 100 kilohertz bands immediately outside and adjacent to a licensee's frequency block, a resolution bandwidth of at least 30 kHz may be employed.

27.53 (h)

For operations in the 1710 – 1755 MHz band, 1755-1780 MHz, the FCC limit is 43 + 10log10(P[Watts]) dB below the transmitter power P(Watts) in a 1 MHz bandwidth. However, in the 1MHz bands immediately outside and adjacent to the licensee's frequency block, a resolution bandwidth of at least one percent of the emission bandwidth of the fundamental emission of the transmitter may be employed.

27.53(m)(4)

For mobile digital stations, the attenuation factor shall be not less than 40 + 10 log (P) dB on all frequencies between the channel edge and 5 megahertz from the channel edge, 43 + 10 log (P) dB on all frequencies between 5 megahertz and X megahertz from the channel edge, and 55 + 10 log (P) dB on all frequencies more than X megahertz from the channel edge, where X is the greater of 6 megahertz or the actual emission bandwidth as defined in paragraph (m)(6) of this section. In addition, the attenuation factor shall not be less that 43 + 10 log (P) dB on all frequencies between 2490.5 MHz and 2496 MHz and 55 + 10 log (P) dB at or below 2490.5 MHz. Mobile Satellite Service licensees operating on frequencies below 2495 MHz may also submit a documented interference complaint against BRS licensees operating on channel BRS Channel 1 on the same terms and conditions as adjacent channel BRS or EBS licensees.

3.5.2 Test Procedures

The testing follows FCC KDB 971168 D01 v03r01 Section 6.1.

1. The EUT was connected to spectrum analyzer and system simulator via a power divider.
2. The band edges of low and high channels for the highest RF powers were measured.
3. Set RBW >= 1% EBW in the 1MHz band immediately outside and adjacent to the band edge.
4. Beyond the 1 MHz band from the band edge, RBW=1MHz was used.
5. Set spectrum analyzer with RMS detector.
6. The RF fundamental frequency should be excluded against the limit line in the operating frequency band.
7. Checked that all the results comply with the emission limit line.

   The limit line is derived from 43 + 10log(P)dB below the transmitter power P(Watts)

   For LTE Band 7, 38, 41

   The other 40 dB, and 55 dB have additionally applied same calculation above.

3.6 Conducted Spurious Emission

3.6.1 Description of Conducted Spurious Emission Measurement

The power of any emission outside of the authorized operating frequency ranges must be lower than the transmitter power (P) by a factor of at least 43 + 10 log (P) dB.

For LTE Band 7, 38, 41

The power of any emission outside of the authorized operating frequency ranges must be lower than the transmitter power (P) by a factor of at least 55 + 10 log (P) dB.

It is measured by means of a calibrated spectrum analyzer and scanned from 30 MHz up to a frequency including its 10th harmonic.

3.6.2 Test Procedures

The testing follows FCC KDB 971168 D01 v03r01 Section 6.1.

1. The EUT was connected to spectrum analyzer and system simulator via a power divider.
2. The RF output of EUT was connected to the spectrum analyzer by RF cable and attenuator. The path loss was compensated to the results for each measurement.
3. The middle channel for the highest RF power within the transmitting frequency was measured.
4. The conducted spurious emission for the whole frequency range was taken.
5. Make the measurement with the spectrum analyzer's RBW = 1MHz, VBW = 3MHz.
6. Set spectrum analyzer with RMS detector.
7. Taking the record of maximum spurious emission.
8. The RF fundamental frequency should be excluded against the limit line in the operating frequency band.
9. The limit line is derived from 43 + 10log(P)dB below the transmitter power P(Watts)

   For LTE Band 7, 38, 41

   The limit line is derived from 55 + 10log(P)dB below the transmitter power P(Watts)

3.7 Frequency Stability

3.7.1 Description of Frequency Stability Measurement

22.355

The frequency stability shall be measured by variation of ambient temperature and variation of primary supply voltage to ensure that the fundamental emission stays within the authorized frequency block. The frequency stability of the transmitter shall be maintained within ±0.00025% (±2.5ppm) of the center frequency.

24.235 & 27.54

The frequency stability shall be sufficient to ensure that the fundamental emission stays within the authorized frequency block.

3.7.2 Test Procedures for Temperature Variation

The testing follows FCC KDB 971168 D01 v03r01 Section 9.0.

1. The EUT was set up in the thermal chamber and connected with the system simulator.
2. With power OFF, the temperature was decreased to -30°C and the EUT was stabilized before testing. Power was applied and the maximum change in frequency was recorded within one minute.
3. With power OFF, the temperature was raised in 10°C step up to 50°C. The EUT was stabilized at each step for at least half an hour. Power was applied and the maximum frequency change was recorded within one minute.

3.7.3 Test Procedures for Voltage Variation

The testing follows FCC KDB 971168 D01 v03r01 Section 9.0.

1. The EUT was placed in a temperature chamber at 20±5° C and connected with the system simulator.
2. The power supply voltage to the EUT was varied from 85% to 115% of the nominal value measured at the input to the EUT.
3. The variation in frequency was measured for the worst case.

4 Radiated Test Items

4.1 Measuring Instruments

See list of measuring instruments of this test report.

4.1.1 Test Setup

For radiated test below 30MHz

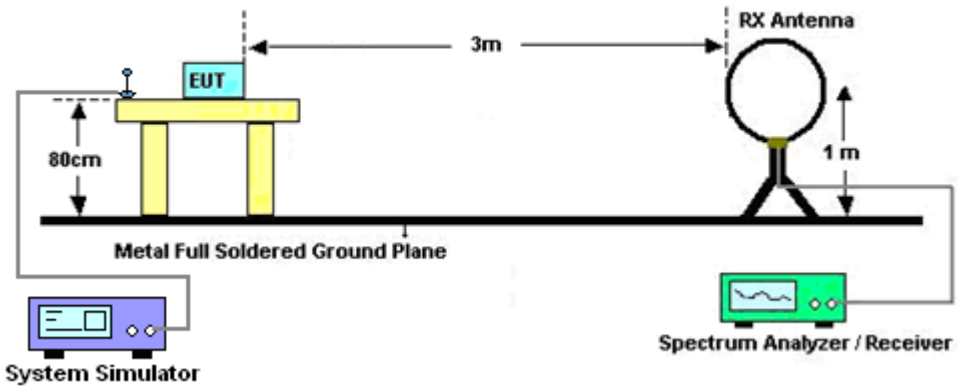

For radiated test from 30MHz to 1GHz

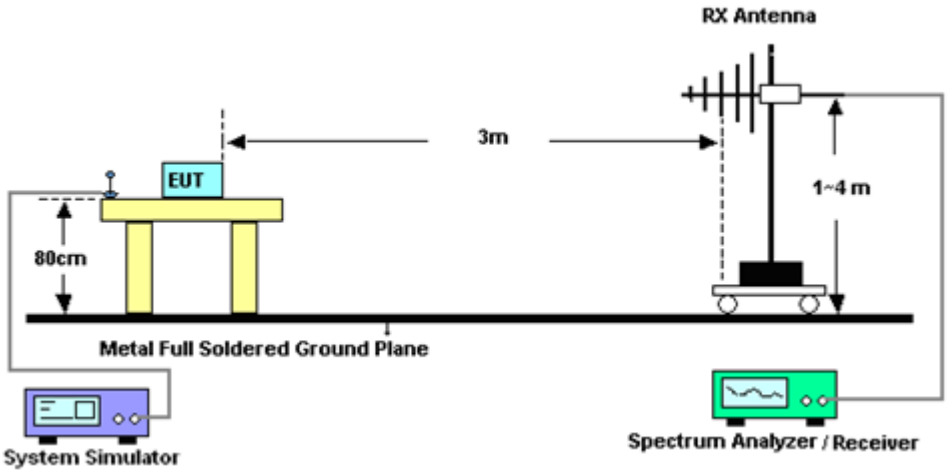

For radiated test from 1GHz to 18GHz

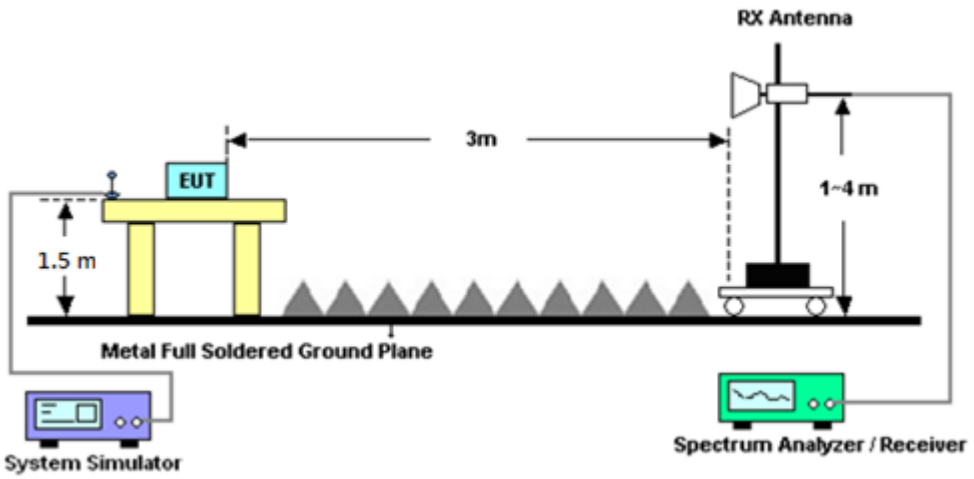

For radiated test above 18GHz

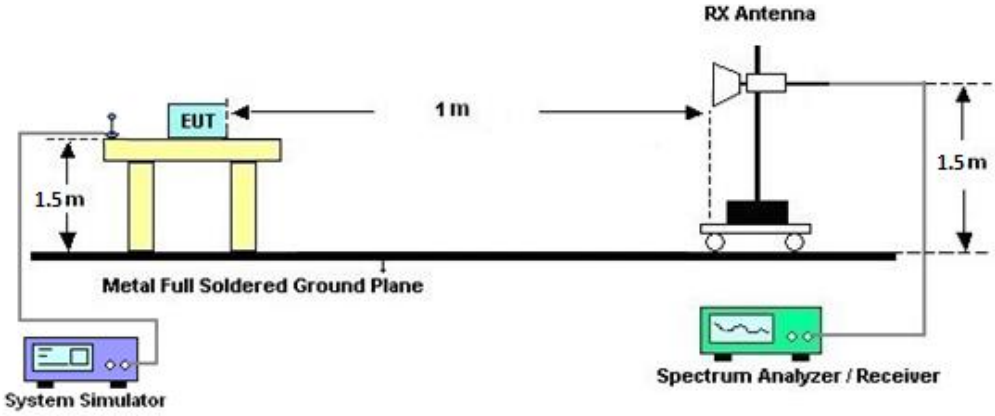

4.1.2 Test Result of Radiated Test

Please refer to Appendix B.

Note:

The low frequency, which started from 9 kHz to 30MHz, was pre-scanned and the result which was 20dB lower than the limit line was not reported.

There is adequate comparison measurement of both open-field test site and alternative test site - semi-Anechoic chamber according to 414788 D01 Radiated Test Site v01r01, and the result came out very similar.

4.2 Radiated Spurious Emission Measurement

4.2.1 Description of Radiated Spurious Emission Measurement

The radiated spurious emission was measured by substitution method according to ANSI / TIA-603-E. The power of any emission outside of the authorized operating frequency ranges must be attenuated below the transmitter power (P) by a factor of at least 43 + 10 log (P) dB.

For LTE Band 7, 38, 41

The power of any emission outside of the authorized operating frequency ranges must be attenuated below the transmitter power (P) by a factor of at least 55 + 10 log (P) dB.

The spectrum is scanned from 30 MHz up to a frequency including its 10th harmonic.

4.2.2 Test Procedures

The testing follows FCC KDB 971168 D01 v03r01 Section 7 and ANSI / TIA-603-E Section 2.2.12.

1. The EUT was placed on a turntable with 0.8 meter for frequency below 1GHz and 1.5 meter for frequency above 1GHz respectively above ground.
2. The EUT was set 3 meters from the receiving antenna, which was mounted on the antenna tower.
3. The table was rotated 360 degrees to determine the position of the highest spurious emission.
4. The height of the receiving antenna is varied between one meter and four meters to search the maximum spurious emission for both horizontal and vertical polarizations.
5. Make the measurement with the spectrum analyzer's RBW = 1MHz, VBW = 3MHz, taking the record of maximum spurious emission.
6. A horn antenna was substituted in place of the EUT and was driven by a signal generator.
7. Tune the output power of signal generator to the same emission level with EUT maximum spurious emission.
8. Taking the record of output power at antenna port.
9. Repeat step 7 to step 8 for another polarization.
10. The RF fundamental frequency should be excluded against the limit line in the operating frequency band.

    The limit line is derived from 43 + 10log(P)dB below the transmitter power P(Watts)

    For LTE Band 7, 38, 41

    The limit line is derived from 55 + 10log(P)dB below the transmitter power P(Watts)

    EIRP (dBm) = S.G. Power – Tx Cable Loss + Tx Antenna Gain

    ERP (dBm) = EIRP - 2.15

5 List of Measuring Equipment

Instrument	Brand Name	Model No.	Serial No.	Characteristics	Calibration Date	Test Date	Due Date	Remark
Radio Communication Analyzer	Anritsu	MT8821C	6262025280	LTE FDD/TDD LTE-2CC DLCA/ULCA	Oct. 29, 2021	Sep. 16, 2022~ Oct. 13, 2022	Oct. 28, 2022	Conducted (TH03-HY)
Spectrum Analyzer	Rohde & Schwarz	FSV40	101908	10Hz~40GHz	Oct. 01, 2021	Sep. 16, 2022~ Sep. 25, 2022	Sep. 30, 2022	Conducted (TH03-HY)
Spectrum Analyzer	Rohde & Schwarz	FSV40	101908	10Hz~40GHz	Sep. 27, 2022	Sep. 28, 2022~ Oct. 13, 2022	Sep. 26, 2023	Conducted (TH03-HY)
Thermal Chamber	ESPEC	SH-641	92013720	-40℃ ~90℃	Sep. 07, 2022	Sep. 16, 2022~ Oct. 13, 2022	Sep. 06, 2023	Conducted (TH03-HY)
DC Power Supply	GW Instek	GPP-2323	GES906037	0V~64V；0A~6A	Jan. 06, 2022	Sep. 16, 2022~ Oct. 13, 2022	Jan. 05, 2023	Conducted (TH03-HY)
Coupler	Warison	20dB 25W SMA Directional Coupler	#B	1-18GHz	Jan. 07, 2022	Sep. 16, 2022~ Oct. 13, 2022	Jan. 06, 2023	Conducted (TH03-HY)
Loop Antenna	Rohde & Schwarz	HFH2-Z2	100488	9 kHz~30 MHz	May 13, 2022	Sep. 24, 2022~ Sep. 29, 2022	May 12, 2023	Radiation (03CH12-HY)
Horn Antenna	SCHWARZBECK	BBHA 9120 D	9120D-1328	1GHz~18GHz	Dec. 03, 2021	Sep. 24, 2022~ Sep. 29, 2022	Dec. 02, 2022	Radiation (03CH12-HY)
Bilog Antenna	TESEQ	CBL 6111D & 00800N1D01 N-06	40103 & 07	30MHz~1GHz	Apr. 24, 2022	Sep. 24, 2022~ Sep. 29, 2022	Apr. 23, 2023	Radiation (03CH12-HY)
Bilog Antenna	TESEQ	CBL 6111D & N-6-06	35414 & AT-N0602	30MHz~1GHz	Oct. 09, 2021	Sep. 24, 2022~ Sep. 29, 2022	Oct. 08, 2022	Radiation (03CH12-HY)
Horn Antenna	SCHWARZBECK	BBHA 9120 D	9120D-1212	1GHz~18GHz	Mar. 10, 2022	Sep. 24, 2022~ Sep. 29, 2022	Mar. 09, 2023	Radiation (03CH12-HY)
SHF-EHF Horn Antenna	SCHWARZBECK	BBHA 9170	BBHA9170251	18GHz~40GHz	Nov. 30, 2021	Sep. 24, 2022~ Sep. 29, 2022	Nov. 29, 2022	Radiation (03CH12-HY)
SHF-EHF Horn Antenna	SCHWARZBECK	BBHA 9170	BBHA9170576	18GHz~40GHz	May 14, 2022	Sep. 24, 2022~ Sep. 29, 2022	May 13, 2023	Radiation (03CH12-HY)
Preamplifier	COM-POWER	PA-103	161075	10MHz~1GHz	Mar. 23, 2022	Sep. 24, 2022~ Sep. 29, 2022	Mar. 22, 2023	Radiation (03CH12-HY)
Preamplifier	Aglient	8449B	3008A02375	1GHz~26.5GHz	May 24, 2022	Sep. 24, 2022~ Sep. 29, 2022	May 23, 2023	Radiation (03CH12-HY)
Preamplifier	E-INSTRUMENT TECH LTD.	ERA-100M-18 G-56-01-A70	EC1900249	1GHz-18GHz	Dec. 22, 2021	Sep. 24, 2022~ Sep. 29, 2022	Dec. 21, 2022	Radiation (03CH12-HY)
Preamplifier	E-INSTRUMENT TECH LTD.	ERA-100M-18 G-56-01-A70	EC1900269	1GHz-18GHz	Dec. 27, 2021	Sep. 24, 2022~ Sep. 29, 2022	Dec. 26, 2022	Radiation (03CH12-HY)
Preamplifier	EMEC	EM18G40G	060715	18GHz~40GHz	Dec. 24, 2021	Sep. 24, 2022~ Sep. 29, 2022	Dec. 23, 2022	Radiation (03CH12-HY)
Spectrum Analyzer	Keysight	N9010A	MY53470118	10Hz~44GHz	Jan. 12, 2022	Sep. 24, 2022~ Sep. 29, 2022	Jan. 11, 2023	Radiation (03CH12-HY)
RF Cable	HUBER + SUHNER	SUCOFLEX 104	MY9837/4PE	9kHz~30MHz	Mar. 10, 2022	Sep. 24, 2022~ Sep. 29, 2022	Mar. 09, 2023	Radiation (03CH12-HY)
RF Cable	HUBER + SUHNER	SUCOFLEX 126E	0058/126E	30MHz~18GHz	Dec. 10, 2021	Sep. 24, 2022~ Sep. 29, 2022	Dec. 09, 2022	Radiation (03CH12-HY)
RF Cable	HUBER + SUHNER	SUCOFLEX 102	505134/2	30MHz~40GHz	Feb. 21, 2022	Sep. 24, 2022~ Sep. 29, 2022	Feb. 20, 2023	Radiation (03CH12-HY)
RF Cable	HUBER + SUHNER	SUCOFLEX 102	803953/2	30MHz~40GHz	Mar. 08, 2022	Sep. 24, 2022~ Sep. 29, 2022	Mar. 07, 2023	Radiation (03CH12-HY)

Instrument	Brand Name	Model No.	Serial No.	Characteristics	Calibration Date	Test Date	Due Date	Remark
Filter	Wainwright	WHKX12-1080-1200-15000-60SS	SN1	1.2GHz High Pass Filter	Mar. 15, 2022	Sep. 24, 2022~ Sep. 29, 2022	Mar. 14, 2023	Radiation (03CH12-HY)
Filter	Wainwright	WHKX12-2700-3000-18000-60ST	SN2	3GHz High Pass Filter	Jul. 11, 2022	Sep. 24, 2022~ Sep. 29, 2022	Jul. 10, 2023	Radiation (03CH12-HY)
Filter	Wainwright	WHKX8-5872.5-6750-18000-40ST	SN2	6.75GHz High Pass Filter	Mar. 15, 2022	Sep. 24, 2022~ Sep. 29, 2022	Mar. 14, 2023	Radiation (03CH12-HY)
Hygrometer	TECPEL	DTM-303B	TP140325	N/A	Nov. 26, 2021	Sep. 24, 2022~ Sep. 29, 2022	Nov. 25, 2022	Radiation (03CH12-HY)
Controller	EMEC	EM1000	N/A	Control Turn table & Ant Mast	N/A	Sep. 24, 2022~ Sep. 29, 2022	N/A	Radiation (03CH12-HY)
Antenna Mast	EMEC	AM-BS-4500-B	N/A	1m~4m	N/A	Sep. 24, 2022~ Sep. 29, 2022	N/A	Radiation (03CH12-HY)
Turn Table	EMEC	TT2000	N/A	0~360 Degree	N/A	Sep. 24, 2022~ Sep. 29, 2022	N/A	Radiation (03CH12-HY)
Software	Audix	E3 6.2009-8-24	RK-000989	N/A	N/A	Sep. 24, 2022~ Sep. 29, 2022	N/A	Radiation (03CH12-HY)

6 Uncertainty of Evaluation

Uncertainty of Radiated Emission Measurement (30 MHz ~ 1000 MHz)

Measuring Uncertainty for a Level of Confidence of 95% (U = 2Uc(y))	3.31 dB

Uncertainty of Radiated Emission Measurement (1 GHz ~ 18 GHz)

Measuring Uncertainty for a Level of Confidence of 95% (U = 2Uc(y))	3.25 dB

Uncertainty of Radiated Emission Measurement (18 GHz ~ 40 GHz)

Measuring Uncertainty for a Level of Confidence of 95% (U = 2Uc(y))	3.81 dB

Appendix A. Test Results of Conducted Test

Conducted Output Power(Average power & ERP/EIRP)

LTE Band 2 Maximum Average Power [dBm] (GT - LC = -0.87 dB)								
BW [MHz]	RB Size	RB Offset	Mod	Lowest	Middle	Highest	EIRP (dBm)	EIRP (W)
20	1	0	QPSK	24.05	24.06	24.02	23.19	0.2084
20	1	49		23.98	23.99	24.01		
20	1	99		23.91	23.97	24.02		
20	50	0		22.30	22.31	22.30		
20	50	24		22.26	22.20	22.24		
20	50	50		22.23	22.25	22.28		
20	100	0		22.26	22.27	22.25		
20	1	0	16-QAM	23.40	23.38	23.41	22.62	0.1828
20	1	49		23.32	23.34	23.38		
20	1	99		23.30	23.37	23.49		
20	50	0		21.25	21.26	21.26		
20	50	24		21.30	21.22	21.27		
20	50	50		21.26	21.26	21.30		
20	100	0		21.27	21.24	21.27		
20	1	0	64-QAM	22.30	22.21	22.26	21.51	0.1416
20	1	49		22.20	22.22	22.23		
20	1	99		22.25	22.20	22.38		
20	50	0		21.13	21.11	21.14		
20	50	24		21.18	21.10	21.12		
20	50	50		21.14	21.13	21.16		
20	100	0		21.19	21.10	21.11		
20	1	0	256-QAM	20.11	20.14	20.16	19.33	0.0857
20	1	49		20.14	20.16	20.20		
20	1	99		20.15	20.19	20.04		
20	50	0		19.03	19.01	19.08		
20	50	24		19.13	19.01	19.12		
20	50	50		19.06	19.03	19.06		
20	100	0		19.09	19.09	19.08		
Limit	EIRP < 2W			Result			Pass	

LTE Band 2 Maximum Average Power [dBm] (GT - LC = -0.87 dB)								
BW [MHz]	RB Size	RB Offset	Mod	Lowest	Middle	Highest	EIRP (dBm)	EIRP (W)
15	1	0	QPSK	23.97	23.95	24.02	23.16	0.2070
15	1	37		23.90	23.89	24.03		
15	1	74		23.90	23.96	24.02		
15	36	0		22.47	22.49	22.52		
15	36	20		22.58	22.45	22.49		
15	36	39		22.53	22.51	22.56		
15	75	0		22.57	22.47	22.50		
15	1	0	16-QAM	23.40	23.33	23.34	22.54	0.1795
15	1	37		23.30	23.24	23.35		
15	1	74		23.22	23.34	23.41		
15	36	0		22.59	22.53	22.50		
15	36	20		22.60	22.46	22.54		
15	36	39		22.46	22.46	22.55		
15	75	0		22.55	22.50	22.65		
15	1	0	64-QAM	22.89	22.79	22.81	22.02	0.1592
15	1	37		22.76	22.76	22.79		
15	1	74		22.80	22.80	22.86		
15	36	0		21.37	21.34	21.31		
15	36	20		21.41	21.33	21.32		
15	36	39		21.35	21.34	21.47		
15	75	0		21.43	21.41	21.29		
15	1	0	256-QAM	20.10	20.15	20.05	19.28	0.0847
15	1	37		20.15	20.06	20.05		
15	1	74		20.07	20.14	20.12		
15	36	0		19.38	19.41	19.30		
15	36	20		19.11	18.92	19.05		
15	36	39		19.04	19.01	19.00		
15	75	0		19.08	19.00	19.06		
Limit	EIRP < 2W			Result			Pass	

LTE Band 2 Maximum Average Power [dBm] (GT - LC = -0.87 dB)								
BW [MHz]	RB Size	RB Offset	Mod	Lowest	Middle	Highest	EIRP (dBm)	EIRP (W)
10	1	0	QPSK	23.95	23.91	24.02	23.15	0.2065
10	1	25		23.85	23.84	23.97		
10	1	49		23.88	23.86	23.94		
10	25	0		22.42	22.44	22.45		
10	25	12		22.53	22.44	22.48		
10	25	25		22.50	22.47	22.48		
10	50	0		22.52	22.46	22.42		
10	1	0	16-QAM	23.34	23.27	23.33	22.52	0.1786
10	1	25		23.28	23.22	23.35		
10	1	49		23.20	23.28	23.39		
10	25	0		22.57	22.44	22.45		
10	25	12		22.50	22.42	22.54		
10	25	25		22.41	22.42	22.46		
10	50	0		22.48	22.45	22.55		
10	1	0	64-QAM	22.83	22.76	22.76	21.96	0.1570
10	1	25		22.69	22.72	22.76		
10	1	49		22.72	22.73	22.82		
10	25	0		21.37	21.33	21.22		
10	25	12		21.32	21.32	21.31		
10	25	25		21.31	21.31	21.37		
10	50	0		21.36	21.37	21.29		
10	1	0	256-QAM	20.14	20.15	20.15	19.28	0.0847
10	1	25		20.09	20.08	20.10		
10	1	49		20.07	20.13	20.05		
10	25	0		19.28	19.39	19.23		
10	25	12		19.01	18.84	18.96		
10	25	25		19.04	18.96	18.90		
10	50	0		18.99	18.91	19.00		
Limit	EIRP < 2W			Result			Pass	

LTE Band 2 Maximum Average Power [dBm] (GT - LC = -0.87 dB)								
BW [MHz]	RB Size	RB Offset	Mod	Lowest	Middle	Highest	EIRP (dBm)	EIRP (W)
5	1	0	QPSK	23.87	23.91	23.98	23.11	0.2046
5	1	12		23.75	23.79	23.93		
5	1	24		23.78	23.84	23.89		
5	12	0		22.40	22.34	22.42		
5	12	7		22.46	22.43	22.44		
5	12	13		22.40	22.47	22.47		
5	25	0		22.47	22.38	22.36		
5	1	0	16-QAM	23.28	23.27	23.33	22.50	0.1778
5	1	12		23.20	23.15	23.33		
5	1	24		23.18	23.23	23.37		
5	12	0		22.51	22.34	22.44		
5	12	7		22.48	22.39	22.47		
5	12	13		22.35	22.34	22.44		
5	25	0		22.40	22.40	22.48		
5	1	0	64-QAM	22.83	22.72	22.76	21.96	0.1570
5	1	12		22.69	22.65	22.76		
5	1	24		22.65	22.64	22.73		
5	12	0		21.30	21.30	21.14		
5	12	7		21.32	21.32	21.29		
5	12	13		21.29	21.27	21.35		
5	25	0		21.28	21.27	21.21		
5	1	0	256-QAM	20.10	20.15	20.08	19.28	0.0847
5	1	12		20.07	20.02	20.09		
5	1	24		20.00	20.11	19.97		
5	12	0		19.20	19.39	19.16		
5	12	7		19.00	18.79	18.88		
5	12	13		19.01	18.96	18.85		
5	25	0		18.92	18.87	19.00		
Limit	EIRP < 2W			Result			Pass	

LTE Band 2 Maximum Average Power [dBm] (GT - LC = -0.87 dB)								
BW [MHz]	RB Size	RB Offset	Mod	Lowest	Middle	Highest	EIRP (dBm)	EIRP (W)
3	1	0	QPSK	23.89	23.81	24.01	23.14	0.2061
3	1	8		23.83	23.78	23.88		
3	1	14		23.82	23.79	23.91		
3	8	0		22.37	22.34	22.45		
3	8	4		22.43	22.44	22.42		
3	8	7		22.49	22.46	22.47		
3	15	0		22.49	22.41	22.41		
3	1	0	16-QAM	23.29	23.26	23.26	22.51	0.1782
3	1	8		23.21	23.21	23.26		
3	1	14		23.16	23.20	23.38		
3	8	0		22.49	22.39	22.39		
3	8	4		22.50	22.33	22.44		
3	8	7		22.36	22.39	22.46		
3	15	0		22.41	22.37	22.52		
3	1	0	64-QAM	22.82	22.74	22.74	21.95	0.1567
3	1	8		22.65	22.62	22.70		
3	1	14		22.67	22.65	22.81		
3	8	0		21.32	21.28	21.19		
3	8	4		21.26	21.29	21.25		
3	8	7		21.29	21.27	21.29		
3	15	0		21.32	21.30	21.20		
3	1	0	256-QAM	20.08	20.14	20.07	19.27	0.0845
3	1	8		20.08	20.00	20.04		
3	1	14		20.03	20.10	20.05		
3	8	0		19.28	19.29	19.20		
3	8	4		18.98	18.75	18.90		
3	8	7		18.95	18.96	18.88		
3	15	0		18.99	18.87	18.99		
Limit	EIRP < 2W			Result			Pass	

LTE Band 2 Maximum Average Power [dBm] (GT - LC = -0.87 dB)								
BW [MHz]	RB Size	RB Offset	Mod	Lowest	Middle	Highest	EIRP (dBm)	EIRP (W)
1.4	1	0	QPSK	23.85	23.88	23.97	23.11	0.2046
1.4	1	3		23.78	23.84	23.95		
1.4	1	5		23.82	23.85	23.94		
1.4	3	0		23.91	23.84	23.98		
1.4	3	1		23.81	23.80	23.89		
1.4	3	3		23.85	23.85	23.94		
1.4	6	0		22.49	22.38	22.39		
1.4	1	0	16-QAM	23.26	23.23	23.30	22.50	0.1778
1.4	1	3		23.27	23.15	23.32		
1.4	1	5		23.16	23.20	23.37		
1.4	3	0		23.34	23.22	23.27		
1.4	3	1		23.26	23.18	23.26		
1.4	3	3		23.14	23.19	23.34		
1.4	6	0		22.46	22.42	22.54		
1.4	1	0	64-QAM	22.83	22.70	22.72	21.96	0.1570
1.4	1	3		22.59	22.72	22.74		
1.4	1	5		22.71	22.66	22.79		
1.4	3	0		22.74	22.70	22.71		
1.4	3	1		22.60	22.69	22.69		
1.4	3	3		22.71	22.68	22.80		
1.4	6	0		21.35	21.29	21.27		
1.4	1	0	256-QAM	20.04	20.07	20.15	19.28	0.0847
1.4	1	3		20.08	20.06	20.07		
1.4	1	5		20.06	20.09	19.98		
1.4	3	0		20.12	20.08	20.05		
1.4	3	1		20.05	20.04	20.05		
1.4	3	3		19.97	20.13	19.98		
1.4	6	0		18.97	18.84	18.96		
Limit	EIRP < 2W			Result			Pass	

LTE Band 4 Maximum Average Power [dBm] (GT - LC = 1.94 dB)								
BW [MHz]	RB Size	RB Offset	Mod	Lowest	Middle	Highest	EIRP (dBm)	EIRP (W)
20	1	0	QPSK	24.23	24.63	24.33	26.57	0.4539
20	1	49		24.08	24.19	24.19		
20	1	99		24.21	24.14	24.12		
20	50	0		22.26	22.31	22.30		
20	50	24		22.23	22.26	22.28		
20	50	50		22.22	22.29	22.29		
20	100	0		22.24	22.26	22.25		
20	1	0	16-QAM	23.52	23.47	23.73	25.67	0.3690
20	1	49		23.42	23.59	23.57		
20	1	99		23.65	23.53	23.63		
20	50	0		21.23	21.25	21.30		
20	50	24		21.49	21.25	21.36		
20	50	50		21.23	21.29	21.22		
20	100	0		21.24	21.24	21.26		
20	1	0	64-QAM	22.38	22.41	22.51	24.45	0.2786
20	1	49		22.32	22.39	22.45		
20	1	99		22.41	22.44	22.40		
20	50	0		21.22	21.28	21.30		
20	50	24		21.30	21.29	21.36		
20	50	50		21.25	21.30	21.30		
20	100	0		21.28	21.24	21.26		
20	1	0	256-QAM	19.92	20.16	20.01	22.10	0.1622
20	1	49		20.09	19.92	20.01		
20	1	99		20.02	20.05	19.88		
20	50	0		19.07	19.16	19.24		
20	50	24		19.14	19.11	19.19		
20	50	50		19.07	19.11	19.10		
20	100	0		19.17	19.19	19.04		
Limit	EIRP < 1W			Result			Pass	

LTE Band 4 Maximum Average Power [dBm] (GT - LC = 1.94 dB)								
BW [MHz]	RB Size	RB Offset	Mod	Lowest	Middle	Highest	EIRP (dBm)	EIRP (W)
15	1	0	QPSK	24.22	24.55	24.23	26.49	0.4457
15	1	37		24.02	24.17	24.13		
15	1	74		24.20	24.04	24.06		
15	36	0		22.33	22.29	22.22		
15	36	20		22.20	22.25	22.27		
15	36	39		22.38	22.27	22.27		
15	75	0		22.40	22.25	22.36		
15	1	0	16-QAM	23.43	23.40	23.72	25.66	0.3681
15	1	37		23.35	23.53	23.52		
15	1	74		23.59	23.51	23.60		
15	36	0		21.35	21.30	21.22		
15	36	20		21.42	21.28	21.28		
15	36	39		21.33	21.22	21.31		
15	75	0		21.37	21.35	21.20		
15	1	0	64-QAM	22.35	22.39	22.48	24.42	0.2767
15	1	37		22.28	22.29	22.41		
15	1	74		22.38	22.34	22.40		
15	36	0		21.20	21.25	21.23		
15	36	20		21.27	21.25	21.29		
15	36	39		21.18	21.30	21.22		
15	75	0		21.19	21.22	21.23		
15	1	0	256-QAM	20.01	20.20	20.09	22.14	0.1637
15	1	37		20.17	20.01	20.10		
15	1	74		20.03	20.11	19.98		
15	36	0		19.08	19.18	19.24		
15	36	20		19.18	19.19	19.28		
15	36	39		19.13	19.15	19.17		
15	75	0		19.21	19.24	19.13		
Limit	EIRP < 1W			Result			Pass	

LTE Band 4 Maximum Average Power [dBm] (GT - LC = 1.94 dB)								
BW [MHz]	RB Size	RB Offset	Mod	Lowest	Middle	Highest	EIRP (dBm)	EIRP (W)
10	1	0	QPSK	24.21	24.52	24.16	26.46	0.4426
10	1	25		23.99	24.16	24.10		
10	1	49		24.13	23.95	23.96		
10	25	0		22.32	22.28	22.33		
10	25	12		22.33	22.21	22.40		
10	25	25		22.28	22.38	22.21		
10	50	0		22.38	22.24	22.32		
10	1	0	16-QAM	23.37	23.38	23.68	25.62	0.3648
10	1	25		23.26	23.45	23.49		
10	1	49		23.51	23.41	23.57		
10	25	0		21.32	21.25	21.34		
10	25	12		21.37	21.24	21.20		
10	25	25		21.28	21.34	21.31		
10	50	0		21.35	21.32	21.38		
10	1	0	64-QAM	22.29	22.29	22.42	24.36	0.2729
10	1	25		22.26	22.27	22.40		
10	1	49		22.33	22.28	22.32		
10	25	0		21.12	21.25	21.16		
10	25	12		21.18	21.24	21.22		
10	25	25		21.13	21.23	21.13		
10	50	0		21.09	21.16	21.23		
10	1	0	256-QAM	19.91	20.19	20.00	22.13	0.1633
10	1	25		20.15	19.97	20.01		
10	1	49		19.93	20.05	19.89		
10	25	0		19.03	19.11	19.19		
10	25	12		19.13	19.19	19.24		
10	25	25		19.04	19.07	19.10		
10	50	0		19.14	19.21	19.09		
Limit	EIRP < 1W			Result			Pass	

LTE Band 4 Maximum Average Power [dBm] (GT - LC = 1.94 dB)								
BW [MHz]	RB Size	RB Offset	Mod	Lowest	Middle	Highest	EIRP (dBm)	EIRP (W)
5	1	0	QPSK	24.17	24.47	24.16	26.41	0.4375
5	1	12		23.96	24.14	24.01		
5	1	24		24.04	23.86	23.92		
5	12	0		22.30	22.28	22.26		
5	12	7		22.33	22.44	22.31		
5	12	13		22.27	22.38	22.43		
5	25	0		22.38	22.46	22.30		
5	1	0	16-QAM	23.36	23.36	23.58	25.52	0.3565
5	1	12		23.22	23.35	23.44		
5	1	24		23.46	23.35	23.47		
5	12	0		21.24	21.39	21.28		
5	12	7		21.29	21.22	21.44		
5	12	13		21.21	21.29	21.31		
5	25	0		21.31	21.25	21.28		
5	1	0	64-QAM	22.27	22.24	22.35	24.29	0.2685
5	1	12		22.20	22.17	22.32		
5	1	24		22.33	22.21	22.23		
5	12	0		21.11	21.22	21.07		
5	12	7		21.15	21.20	21.19		
5	12	13		21.08	21.19	21.13		
5	25	0		21.08	21.12	21.15		
5	1	0	256-QAM	19.85	20.15	20.00	22.09	0.1618
5	1	12		20.08	19.89	20.00		
5	1	24		19.90	19.99	19.86		
5	12	0		19.01	19.08	19.18		
5	12	7		19.04	19.16	19.20		
5	12	13		19.00	19.01	19.06		
5	25	0		19.13	19.14	19.09		
Limit	EIRP < 1W			Result			Pass	

LTE Band 4 Maximum Average Power [dBm] (GT - LC = 1.94 dB)								
BW [MHz]	RB Size	RB Offset	Mod	Lowest	Middle	Highest	EIRP (dBm)	EIRP (W)
3	1	0	QPSK	24.08	24.39	24.13	26.33	0.4295
3	1	8		23.96	24.09	23.92		
3	1	14		24.00	23.86	23.83		
3	8	0		22.20	22.26	22.20		
3	8	4		22.28	22.39	22.31		
3	8	7		22.24	22.29	22.33		
3	15	0		22.38	22.41	22.27		
3	1	0	16-QAM	23.34	23.28	23.53	25.47	0.3524
3	1	8		23.18	23.35	23.38		
3	1	14		23.40	23.32	23.44		
3	8	0		21.21	21.29	21.20		
3	8	4		21.29	21.36	21.44		
3	8	7		21.38	21.22	21.27		
3	15	0		21.25	21.24	21.39		
3	1	0	64-QAM	22.26	22.18	22.26	24.25	0.2661
3	1	8		22.18	22.17	22.23		
3	1	14		22.31	22.12	22.13		
3	8	0		21.01	21.13	21.05		
3	8	4		21.05	21.11	21.18		
3	8	7		21.05	21.09	21.04		
3	15	0		21.02	21.08	21.09		
3	1	0	256-QAM	19.79	20.14	19.94	22.08	0.1614
3	1	8		20.00	19.81	19.96		
3	1	14		19.83	19.95	19.83		
3	8	0		18.99	19.05	19.11		
3	8	4		19.03	19.14	19.15		
3	8	7		19.00	19.00	18.96		
3	15	0		19.10	19.05	19.05		
Limit	EIRP < 1W			Result			Pass	

LTE Band 4 Maximum Average Power [dBm] (GT - LC = 1.94 dB)								
BW [MHz]	RB Size	RB Offset	Mod	Lowest	Middle	Highest	EIRP (dBm)	EIRP (W)
1.4	1	0	QPSK	24.00	24.37	24.06	26.31	0.4276
1.4	1	3		23.87	24.02	23.82		
1.4	1	5		23.94	23.77	23.73		
1.4	3	0		24.08	24.34	24.07		
1.4	3	1		23.96	24.00	23.88		
1.4	3	3		24.00	23.85	23.73		
1.4	6	0		22.33	22.33	22.23		
1.4	1	0	16-QAM	23.28	23.23	23.45	25.40	0.3467
1.4	1	3		23.11	23.34	23.30		
1.4	1	5		23.33	23.25	23.36		
1.4	3	0		23.28	23.22	23.46		
1.4	3	1		23.14	23.31	23.34		
1.4	3	3		23.33	23.29	23.39		
1.4	6	0		21.25	21.33	21.39		
1.4	1	0	64-QAM	22.20	22.10	22.23	24.18	0.2618
1.4	1	3		22.13	22.14	22.18		
1.4	1	5		22.24	22.07	22.11		
1.4	3	0		22.18	22.09	22.16		
1.4	3	1		22.08	22.17	22.15		
1.4	3	3		22.24	22.06	22.05		
1.4	6	0		21.00	20.98	21.08		
1.4	1	0	256-QAM	19.72	20.11	19.84	22.05	0.1603
1.4	1	3		19.92	19.78	19.92		
1.4	1	5		19.73	19.93	19.74		
1.4	3	0		19.75	20.05	19.84		
1.4	3	1		19.98	19.77	19.96		
1.4	3	3		19.80	19.93	19.77		
1.4	6	0		19.08	18.98	18.95		
Limit	EIRP < 1W			Result			Pass	

LTE Band 5 Maximum Average Power [dBm] (GT - LC = -3.03 dB)								
BW [MHz]	RB Size	RB Offset	Mod	Lowest	Middle	Highest	ERP (dBm)	ERP (W)
10	1	0	QPSK	23.84	23.85	23.83	18.67	0.0736
10	1	25		23.77	23.79	23.81		
10	1	49		23.83	23.82	23.82		
10	25	0		22.94	22.95	22.90		
10	25	12		22.93	22.87	22.86		
10	25	25		22.92	22.91	22.89		
10	50	0		22.89	22.91	22.84		
10	1	0	16-QAM	22.85	23.19	23.16	18.01	0.0632
10	1	25		23.12	23.13	23.15		
10	1	49		23.17	23.12	23.13		
10	25	0		21.88	21.88	21.90		
10	25	12		21.96	21.89	21.90		
10	25	25		21.90	21.95	21.90		
10	50	0		21.95	21.88	21.89		
10	1	0	64-QAM	21.20	21.97	21.68	16.8	0.0479
10	1	25		21.77	21.96	21.52		
10	1	49		21.98	21.67	21.66		
10	25	0		20.50	20.93	20.48		
10	25	12		20.74	20.91	20.51		
10	25	25		20.94	20.92	20.65		
10	50	0		20.81	20.88	20.55		
10	1	0	256-QAM	19.32	20.09	19.88	14.95	0.0313
10	1	25		19.90	20.06	19.66		
10	1	49		20.13	19.80	19.80		
10	25	0		18.60	19.04	18.66		
10	25	12		18.88	19.09	18.63		
10	25	25		19.08	19.08	18.76		
10	50	0		18.92	19.08	18.68		
Limit	ERP < 7W			Result			Pass	

LTE Band 5 Maximum Average Power [dBm] (GT - LC = -3.03 dB)								
BW [MHz]	RB Size	RB Offset	Mod	Lowest	Middle	Highest	ERP (dBm)	ERP (W)
5	1	0	QPSK	23.76	23.77	23.83	18.65	0.0733
5	1	12		23.69	23.71	23.75		
5	1	24		23.75	23.81	23.78		
5	12	0		22.92	22.85	22.85		
5	12	7		22.88	22.79	22.77		
5	12	13		22.87	22.91	22.87		
5	25	0		22.89	22.79	22.78		
5	1	0	16-QAM	22.83	23.15	23.13	17.97	0.0627
5	1	12		23.03	23.12	23.06		
5	1	24		23.15	23.05	23.11		
5	12	0		21.85	21.86	21.84		
5	12	7		21.93	21.86	21.90		
5	12	13		21.83	21.90	21.84		
5	25	0		21.91	21.79	21.88		
5	1	0	64-QAM	21.66	21.90	21.65	16.8	0.0479
5	1	12		21.77	21.87	21.45		
5	1	24		21.98	21.61	21.56		
5	12	0		20.49	20.92	20.44		
5	12	7		20.68	20.84	20.43		
5	12	13		20.88	20.92	20.65		
5	25	0		20.79	20.80	20.46		
5	1	0	256-QAM	19.32	20.09	19.81	14.92	0.0310
5	1	12		19.83	19.98	19.58		
5	1	24		20.10	19.78	19.77		
5	12	0		18.54	18.96	18.63		
5	12	7		18.84	19.00	18.58		
5	12	13		18.98	19.06	18.67		
5	25	0		18.89	19.04	18.58		
Limit	ERP < 7W			Result			Pass	

LTE Band 5 Maximum Average Power [dBm] (GT - LC = -3.03 dB)								
BW [MHz]	RB Size	RB Offset	Mod	Lowest	Middle	Highest	ERP (dBm)	ERP (W)
3	1	0	QPSK	23.82	23.83	23.76	18.65	0.0733
3	1	8		23.69	23.79	23.80		
3	1	14		23.83	23.77	23.78		
3	8	0		22.87	22.89	22.85		
3	8	4		22.91	22.82	22.80		
3	8	7		22.88	22.87	22.80		
3	15	0		22.86	22.78	22.74		
3	1	0	16-QAM	22.84	23.19	23.13	18.01	0.0632
3	1	8		23.12	23.08	23.12		
3	1	14		23.12	23.05	23.08		
3	8	0		21.81	21.84	21.89		
3	8	4		21.94	21.83	21.82		
3	8	7		21.90	21.93	21.90		
3	15	0		21.90	21.82	21.80		
3	1	0	64-QAM	21.58	21.93	21.59	16.76	0.0474
3	1	8		21.73	21.94	21.46		
3	1	14		21.94	21.64	21.60		
3	8	0		20.46	20.92	20.41		
3	8	4		20.73	20.83	20.51		
3	8	7		20.93	20.85	20.63		
3	15	0		20.76	20.85	20.52		
3	1	0	256-QAM	19.28	19.99	19.82	14.86	0.0306
3	1	8		19.88	20.03	19.60		
3	1	14		20.04	19.71	19.79		
3	8	0		18.51	18.95	18.59		
3	8	4		18.88	19.01	18.53		
3	8	7		19.03	19.01	18.74		
3	15	0		18.83	19.03	18.60		
Limit	ERP < 7W			Result			Pass	

LTE Band 5 Maximum Average Power [dBm] (GT - LC = -3.03 dB)								
BW [MHz]	RB Size	RB Offset	Mod	Lowest	Middle	Highest	ERP (dBm)	ERP (W)
1.4	1	0	QPSK	23.83	23.77	23.83	18.65	0.0733
1.4	1	3		23.73	23.70	23.74		
1.4	1	5		23.81	23.81	23.82		
1.4	3	0		23.80	23.78	23.82		
1.4	3	1		23.76	23.78	23.78		
1.4	3	3		23.75	23.82	23.77		
1.4	6	0		22.86	22.86	22.80		
1.4	1	0	16-QAM	22.75	23.18	23.11	18	0.0631
1.4	1	3		23.02	23.10	23.08		
1.4	1	5		23.16	23.09	23.04		
1.4	3	0		22.82	23.16	23.12		
1.4	3	1		23.11	23.03	23.07		
1.4	3	3		23.13	23.08	23.13		
1.4	6	0		21.86	21.88	21.80		
1.4	1	0	64-QAM	21.58	21.87	21.59	16.77	0.0475
1.4	1	3		21.73	21.92	21.50		
1.4	1	5		21.95	21.60	21.59		
1.4	3	0		21.62	21.94	21.67		
1.4	3	1		21.68	21.94	21.44		
1.4	3	3		21.95	21.62	21.56		
1.4	6	0		20.81	20.85	20.45		
1.4	1	0	256-QAM	19.32	19.99	19.88	14.91	0.0310
1.4	1	3		19.88	19.97	19.62		
1.4	1	5		20.04	19.76	19.77		
1.4	3	0		19.29	20.09	19.82		
1.4	3	1		19.89	20.02	19.63		
1.4	3	3		20.03	19.78	19.72		
1.4	6	0		18.86	19.00	18.59		
Limit	ERP < 7W			Result			Pass	

LTE Band 7 Maximum Average Power [dBm] (GT - LC = -0.39 dB)								
BW [MHz]	RB Size	RB Offset	Mod	Lowest	Middle	Highest	EIRP (dBm)	EIRP (W)
20	1	0	QPSK	22.58	22.75	22.67	22.36	0.1722
20	1	49		22.36	22.71	22.30		
20	1	99		22.53	22.74	22.66		
20	50	0		21.19	21.31	21.19		
20	50	24		21.08	21.26	21.13		
20	50	50		21.04	21.30	21.06		
20	100	0		21.00	21.24	21.09		
20	1	0	16-QAM	21.93	21.89	21.84	21.75	0.1496
20	1	49		21.70	22.01	21.63		
20	1	99		21.90	22.14	21.95		
20	50	0		20.00	20.11	20.06		
20	50	24		20.01	20.29	20.05		
20	50	50		20.03	20.29	20.04		
20	100	0		20.02	20.24	20.07		
20	1	0	64-QAM	20.74	20.71	20.66	20.56	0.1138
20	1	49		20.55	20.91	20.59		
20	1	99		20.72	20.95	20.83		
20	50	0		19.68	19.80	19.57		
20	50	24		19.70	19.96	19.51		
20	50	50		19.60	20.01	19.62		
20	100	0		19.71	19.92	19.60		
20	1	0	256-QAM	18.85	18.89	18.77	18.61	0.0726
20	1	49		18.68	18.94	18.77		
20	1	99		18.88	18.83	19.00		
20	50	0		17.87	17.90	17.68		
20	50	24		17.87	18.06	17.61		
20	50	50		17.80	18.18	17.79		
20	100	0		17.84	18.10	17.74		
Limit	EIRP < 2W			Result			Pass	

LTE Band 7 Maximum Average Power [dBm] (GT - LC = -0.39 dB)								
BW [MHz]	RB Size	RB Offset	Mod	Lowest	Middle	Highest	EIRP (dBm)	EIRP (W)
15	1	0	QPSK	22.52	22.72	22.59	22.35	0.1718
15	1	37		22.34	22.68	22.25		
15	1	74		22.44	22.74	22.63		
15	36	0		21.23	21.24	21.15		
15	36	20		21.03	21.20	21.12		
15	36	39		21.04	21.27	21.34		
15	75	0		21.00	21.20	21.09		
15	1	0	16-QAM	21.84	21.81	21.81	21.69	0.1476
15	1	37		21.62	21.97	21.63		
15	1	74		21.83	22.08	21.85		
15	36	0		20.31	20.02	20.02		
15	36	20		20.33	20.24	20.44		
15	36	39		20.34	20.22	20.40		
15	75	0		20.36	20.15	20.37		
15	1	0	64-QAM	20.65	20.67	20.63	20.52	0.1127
15	1	37		20.46	20.90	20.53		
15	1	74		20.62	20.91	20.73		
15	36	0		19.63	19.74	19.56		
15	36	20		19.68	19.90	19.42		
15	36	39		19.56	19.99	19.59		
15	75	0		19.62	19.82	19.60		
15	1	0	256-QAM	18.76	18.88	18.74	18.58	0.0721
15	1	37		18.58	18.87	18.67		
15	1	74		18.82	18.76	18.97		
15	36	0		17.82	17.89	17.65		
15	36	20		17.80	18.00	17.61		
15	36	39		17.71	18.18	17.75		
15	75	0		17.79	18.00	17.65		
Limit	EIRP < 2W			Result			Pass	

LTE Band 7 Maximum Average Power [dBm] (GT - LC = -0.39 dB)								
BW [MHz]	RB Size	RB Offset	Mod	Lowest	Middle	Highest	EIRP (dBm)	EIRP (W)
10	1	0	QPSK	22.49	22.71	22.49	22.32	0.1706
10	1	25		22.24	22.63	22.25		
10	1	49		22.42	22.68	22.58		
10	25	0		21.17	21.21	21.06		
10	25	12		21.46	21.11	21.06		
10	25	25		21.44	21.18	21.34		
10	50	0		21.35	21.10	21.00		
10	1	0	16-QAM	21.78	21.77	21.80	21.60	0.1445
10	1	25		21.61	21.90	21.60		
10	1	49		21.82	21.99	21.77		
10	25	0		20.27	20.22	20.00		
10	25	12		20.33	20.17	20.37		
10	25	25		20.29	20.16	20.39		
10	50	0		20.31	20.08	20.31		
10	1	0	64-QAM	20.55	20.62	20.53	20.48	0.1117
10	1	25		20.40	20.87	20.51		
10	1	49		20.53	20.84	20.68		
10	25	0		19.57	19.68	19.50		
10	25	12		19.67	19.90	19.35		
10	25	25		19.51	19.93	19.59		
10	50	0		19.57	19.76	19.60		
10	1	0	256-QAM	18.66	18.81	18.67	18.50	0.0708
10	1	25		18.55	18.79	18.57		
10	1	49		18.79	18.72	18.89		
10	25	0		17.75	17.80	17.58		
10	25	12		17.73	17.97	17.54		
10	25	25		17.70	18.13	17.66		
10	50	0		17.74	17.97	17.64		
Limit	EIRP < 2W			Result			Pass	

LTE Band 7 Maximum Average Power [dBm] (GT - LC = -0.39 dB)								
BW [MHz]	RB Size	RB Offset	Mod	Lowest	Middle	Highest	EIRP (dBm)	EIRP (W)
5	1	0	QPSK	22.48	22.71	22.47	22.32	0.1706
5	1	12		22.17	22.53	22.18		
5	1	24		22.35	22.60	22.58		
5	12	0		21.10	21.13	21.29		
5	12	7		21.46	21.03	21.01		
5	12	13		21.39	21.17	21.32		
5	25	0		21.30	21.09	21.37		
5	1	0	16-QAM	21.77	21.73	21.74	21.58	0.1439
5	1	12		21.52	21.89	21.51		
5	1	24		21.75	21.97	21.73		
5	12	0		20.17	20.19	20.36		
5	12	7		20.26	20.12	20.33		
5	12	13		20.27	20.16	20.39		
5	25	0		20.21	20.28	20.26		
5	1	0	64-QAM	20.55	20.52	20.46	20.41	0.1099
5	1	12		20.36	20.80	20.41		
5	1	24		20.43	20.77	20.62		
5	12	0		19.53	19.60	19.49		
5	12	7		19.66	19.82	19.28		
5	12	13		19.50	19.90	19.51		
5	25	0		19.54	19.68	19.60		
5	1	0	256-QAM	18.62	18.73	18.65	18.45	0.0700
5	1	12		18.46	18.70	18.47		
5	1	24		18.72	18.72	18.84		
5	12	0		17.72	17.77	17.54		
5	12	7		17.63	17.95	17.47		
5	12	13		17.69	18.12	17.64		
5	25	0		17.68	17.87	17.62		
Limit	EIRP < 2W			Result			Pass	

LTE Band 17 Maximum Average Power [dBm] (GT - LC = 0.35 dB)								
BW [MHz]	RB Size	RB Offset	Mod	Lowest	Middle	Highest	ERP (dBm)	ERP (W)
10	1	0	QPSK	23.52	23.53	23.50	21.73	0.1489
10	1	25		23.51	23.46	23.45		
10	1	49		23.46	23.48	23.48		
10	25	0		22.56	22.68	22.62		
10	25	12		22.66	22.67	22.65		
10	25	25		22.66	22.62	22.59		
10	50	0		22.61	22.64	22.59		
10	1	0	16-QAM	22.95	22.80	22.82	21.16	0.1306
10	1	25		22.84	22.87	22.86		
10	1	49		22.96	22.93	22.92		
10	25	0		21.59	21.62	21.53		
10	25	12		21.77	21.71	21.66		
10	25	25		21.60	21.63	21.61		
10	50	0		21.66	21.58	21.56		
10	1	0	64-QAM	21.72	21.63	21.74	20.04	0.1009
10	1	25		21.73	21.66	21.71		
10	1	49		21.82	21.84	21.77		
10	25	0		20.64	20.65	20.65		
10	25	12		20.76	20.69	20.65		
10	25	25		20.69	20.65	20.64		
10	50	0		20.64	20.61	20.62		
10	1	0	256-QAM	18.89	18.86	18.84	17.14	0.0518
10	1	25		18.80	18.82	18.84		
10	1	49		18.74	18.71	18.82		
10	25	0		18.84	18.79	18.77		
10	25	12		18.94	18.85	18.76		
10	25	25		18.82	18.76	18.76		
10	50	0		18.78	18.73	18.79		
Limit	ERP < 3W			Result			Pass	

LTE Band 17 Maximum Average Power [dBm] (GT - LC = 0.35 dB)								
BW [MHz]	RB Size	RB Offset	Mod	Lowest	Middle	Highest	ERP (dBm)	ERP (W)
5	1	0	QPSK	23.48	23.44	23.43	21.71	0.1483
5	1	12		23.51	23.44	23.35		
5	1	24		23.41	23.47	23.38		
5	12	0		22.55	22.60	22.56		
5	12	7		22.75	22.59	22.56		
5	12	13		22.61	22.58	22.49		
5	25	0		22.68	22.56	22.59		
5	1	0	16-QAM	22.88	22.76	22.76	21.13	0.1297
5	1	12		22.81	22.79	22.84		
5	1	24		22.87	22.93	22.85		
5	12	0		21.52	21.58	21.47		
5	12	7		21.69	21.66	21.63		
5	12	13		21.53	21.56	21.60		
5	25	0		21.57	21.56	21.48		
5	1	0	64-QAM	21.62	21.54	21.72	19.97	0.0993
5	1	12		21.64	21.65	21.68		
5	1	24		21.75	21.77	21.68		
5	12	0		20.60	20.62	20.63		
5	12	7		20.70	20.66	20.57		
5	12	13		20.68	20.55	20.58		
5	25	0		20.56	20.60	20.53		
5	1	0	256-QAM	18.86	18.81	18.80	17.12	0.0515
5	1	12		18.74	18.81	18.84		
5	1	24		18.73	18.65	18.74		
5	12	0		18.84	18.79	18.75		
5	12	7		18.92	18.76	18.67		
5	12	13		18.77	18.66	18.69		
5	25	0		18.74	18.70	18.74		
Limit	ERP < 3W			Result			Pass	

LTE Band 38 Maximum Average Power [dBm] (GT - LC = -0.1 dB)								
BW [MHz]	RB Size	RB Offset	Mod	Lowest	Middle	Highest	EIRP (dBm)	EIRP (W)
20	1	0	QPSK	23.38	23.31	23.37	23.28	0.2128
20	1	49		23.23	23.28	23.33		
20	1	99		23.37	23.35	23.36		
20	50	0		22.46	22.43	22.45		
20	50	24		22.39	22.36	22.41		
20	50	50		22.39	22.41	22.44		
20	100	0		22.38	22.33	22.37		
20	1	0	16-QAM	22.37	22.41	22.46	22.42	0.1746
20	1	49		22.37	22.42	22.43		
20	1	99		22.46	22.49	22.52		
20	50	0		21.28	21.32	21.38		
20	50	24		21.40	21.38	21.44		
20	50	50		21.40	21.44	21.51		
20	100	0		21.39	21.36	21.41		
20	1	0	64-QAM	21.02	21.03	21.11	21.10	0.1288
20	1	49		21.05	21.09	21.13		
20	1	99		21.19	21.18	21.20		
20	50	0		20.30	20.37	20.42		
20	50	24		20.43	20.38	20.47		
20	50	50		20.44	20.46	20.51		
20	100	0		20.39	20.34	20.42		
20	1	0	256-QAM	19.15	19.23	19.21	19.27	0.0845
20	1	49		19.24	19.24	19.29		
20	1	99		19.30	19.37	19.31		
20	50	0		18.40	18.55	18.61		
20	50	24		18.59	18.50	18.65		
20	50	50		18.61	18.66	18.67		
20	100	0		18.49	18.47	18.60		
Limit	EIRP < 2W			Result			Pass	

LTE Band 38 Maximum Average Power [dBm] (GT - LC = -0.1 dB)								
BW [MHz]	RB Size	RB Offset	Mod	Lowest	Middle	Highest	EIRP (dBm)	EIRP (W)
15	1	0	QPSK	23.11	23.24	23.26	23.27	0.2123
15	1	37		23.22	23.21	23.26		
15	1	74		23.37	23.28	23.34		
15	36	0		22.25	22.27	22.31		
15	36	20		22.29	22.33	22.39		
15	36	39		22.29	22.36	22.47		
15	75	0		22.30	22.25	22.29		
15	1	0	16-QAM	22.37	22.32	22.39	22.40	0.1738
15	1	37		22.27	22.36	22.37		
15	1	74		22.42	22.48	22.50		
15	36	0		21.20	21.25	21.34		
15	36	20		21.34	21.32	21.42		
15	36	39		21.37	21.34	21.51		
15	75	0		21.33	21.26	21.31		
15	1	0	64-QAM	20.94	21.01	21.01	21.06	0.1276
15	1	37		20.97	21.07	21.07		
15	1	74		21.14	21.16	21.11		
15	36	0		20.22	20.29	20.32		
15	36	20		20.42	20.31	20.43		
15	36	39		20.36	20.42	20.48		
15	75	0		20.30	20.34	20.40		
15	1	0	256-QAM	19.13	19.18	19.21	19.21	0.0834
15	1	37		19.18	19.21	19.19		
15	1	74		19.25	19.31	19.23		
15	36	0		18.39	18.53	18.61		
15	36	20		18.54	18.42	18.57		
15	36	39		18.51	18.63	18.57		
15	75	0		18.42	18.43	18.53		
Limit	EIRP < 2W			Result			Pass	

LTE Band 38 Maximum Average Power [dBm] (GT - LC = -0.1 dB)								
BW [MHz]	RB Size	RB Offset	Mod	Lowest	Middle	Highest	EIRP (dBm)	EIRP (W)
10	1	0	QPSK	23.12	23.25	23.31	23.21	0.2094
10	1	25		23.16	23.25	23.28		
10	1	49		23.29	23.30	23.29		
10	25	0		22.20	22.30	22.35		
10	25	12		22.36	22.27	22.33		
10	25	25		22.30	22.43	22.47		
10	50	0		22.35	22.27	22.34		
10	1	0	16-QAM	22.32	22.33	22.44	22.39	0.1734
10	1	25		22.35	22.42	22.38		
10	1	49		22.46	22.49	22.49		
10	25	0		21.23	21.30	21.29		
10	25	12		21.34	21.36	21.34		
10	25	25		21.38	21.44	21.44		
10	50	0		21.35	21.26	21.34		
10	1	0	64-QAM	20.97	21.02	21.01	21.10	0.1288
10	1	25		21.05	21.01	21.12		
10	1	49		21.10	21.17	21.20		
10	25	0		20.24	20.31	20.32		
10	25	12		20.34	20.33	20.44		
10	25	25		20.37	20.44	20.44		
10	50	0		20.35	20.26	20.36		
10	1	0	256-QAM	19.12	19.17	19.17	19.23	0.0838
10	1	25		19.23	19.14	19.22		
10	1	49		19.28	19.33	19.24		
10	25	0		18.32	18.47	18.59		
10	25	12		18.57	18.40	18.65		
10	25	25		18.51	18.65	18.64		
10	50	0		18.49	18.42	18.55		
Limit	EIRP < 2W			Result			Pass	

LTE Band 38 Maximum Average Power [dBm] (GT - LC = -0.1 dB)								
BW [MHz]	RB Size	RB Offset	Mod	Lowest	Middle	Highest	EIRP (dBm)	EIRP (W)
5	1	0	QPSK	23.16	23.16	23.31	23.21	0.2094
5	1	12		23.22	23.24	23.31		
5	1	24		23.31	23.28	23.28		
5	12	0		22.27	22.29	22.34		
5	12	7		22.34	22.27	22.32		
5	12	13		22.32	22.34	22.43		
5	25	0		22.34	22.26	22.37		
5	1	0	16-QAM	22.30	22.38	22.40	22.38	0.1730
5	1	12		22.31	22.41	22.40		
5	1	24		22.41	22.48	22.43		
5	12	0		21.21	21.29	21.33		
5	12	7		21.31	21.30	21.38		
5	12	13		21.38	21.35	21.50		
5	25	0		21.31	21.30	21.35		
5	1	0	64-QAM	20.95	20.98	21.11	21.05	0.1274
5	1	12		21.00	20.99	21.13		
5	1	24		21.11	21.12	21.15		
5	12	0		20.23	20.29	20.33		
5	12	7		20.37	20.37	20.42		
5	12	13		20.40	20.40	20.47		
5	25	0		20.39	20.29	20.39		
5	1	0	256-QAM	19.14	19.20	19.16	19.25	0.0841
5	1	12		19.14	19.23	19.22		
5	1	24		19.28	19.35	19.24		
5	12	0		18.34	18.47	18.58		
5	12	7		18.53	18.41	18.58		
5	12	13		18.55	18.66	18.60		
5	25	0		18.39	18.39	18.51		
Limit	EIRP < 2W			Result			Pass	

LTE Band 41 Maximum Average Power [dBm] (GT - LC = -0.1 dB)								
BW [MHz]	RB Size	RB Offset	Mod	Lowest	Middle	Highest	EIRP (dBm)	EIRP (W)
20	1	0	QPSK	22.59	22.84	23.51	23.41	0.2193
20	1	49		22.59	22.72	23.41		
20	1	99		22.52	22.76	23.46		
20	50	0		21.61	21.74	22.50		
20	50	24		21.52	21.73	22.49		
20	50	50		21.53	21.74	22.42		
20	100	0		21.58	21.68	22.52		
20	1	0	16-QAM	21.24	21.32	21.47	21.40	0.1380
20	1	49		21.16	21.31	21.50		
20	1	99		21.16	21.25	21.49		
20	50	0		21.18	21.37	21.46		
20	50	24		21.12	21.25	21.38		
20	50	50		21.15	21.27	21.45		
20	100	0		21.09	21.25	21.41		
20	1	0	64-QAM	22.11	22.29	22.34	22.31	0.1702
20	1	49		22.09	22.32	22.34		
20	1	99		22.07	22.16	22.41		
20	50	0		21.01	21.20	21.45		
20	50	24		21.16	21.28	21.37		
20	50	50		21.06	21.11	21.35		
20	100	0		21.07	21.17	21.39		
20	1	0	256-QAM	18.61	18.76	19.05	18.96	0.0787
20	1	49		18.58	18.72	19.06		
20	1	99		18.73	18.92	19.02		
20	50	0		18.67	18.77	18.91		
20	50	24		18.68	18.78	19.01		
20	50	50		18.76	18.90	18.96		
20	100	0		18.63	18.78	18.99		
Limit	EIRP < 2W			Result			Pass	

LTE Band 41 Maximum Average Power [dBm] (GT - LC = -0.1 dB)								
BW [MHz]	RB Size	RB Offset	Mod	Lowest	Middle	Highest	EIRP (dBm)	EIRP (W)
15	1	0	QPSK	22.56	22.77	23.41	23.36	0.2168
15	1	37		22.54	22.72	23.41		
15	1	74		22.49	22.72	23.46		
15	36	0		21.61	21.69	22.46		
15	36	20		21.49	21.68	22.45		
15	36	39		21.45	21.65	22.41		
15	75	0		21.51	21.64	22.46		
15	1	0	16-QAM	21.21	21.25	21.37	21.39	0.1377
15	1	37		21.13	21.30	21.43		
15	1	74		21.15	21.18	21.49		
15	36	0		21.13	21.27	21.44		
15	36	20		21.04	21.17	21.35		
15	36	39		21.13	21.19	21.44		
15	75	0		21.08	21.25	21.31		
15	1	0	64-QAM	22.04	22.20	22.33	22.25	0.1679
15	1	37		22.05	22.29	22.28		
15	1	74		22.04	22.13	22.35		
15	36	0		21.01	21.12	21.44		
15	36	20		21.14	21.28	21.29		
15	36	39		21.06	21.08	21.31		
15	75	0		21.06	21.15	21.33		
15	1	0	256-QAM	18.52	18.71	18.96	18.94	0.0783
15	1	37		18.49	18.65	19.04		
15	1	74		18.67	18.83	18.98		
15	36	0		18.64	18.71	18.82		
15	36	20		18.58	18.77	18.91		
15	36	39		18.66	18.83	18.90		
15	75	0		18.55	18.75	18.91		
Limit	EIRP < 2W			Result			Pass	

LTE Band 41 Maximum Average Power [dBm] (GT - LC = -0.1 dB)								
BW [MHz]	RB Size	RB Offset	Mod	Lowest	Middle	Highest	EIRP (dBm)	EIRP (W)
10	1	0	QPSK	22.51	22.77	23.47	23.37	0.2173
10	1	25		22.52	22.66	23.39		
10	1	49		22.46	22.73	23.38		
10	25	0		21.51	21.67	22.41		
10	25	12		21.52	21.73	22.49		
10	25	25		21.46	21.73	22.34		
10	50	0		21.53	21.65	22.44		
10	1	0	16-QAM	21.15	21.22	21.44	21.34	0.1361
10	1	25		21.11	21.29	21.42		
10	1	49		21.11	21.20	21.44		
10	25	0		21.10	21.27	21.42		
10	25	12		21.10	21.24	21.29		
10	25	25		21.06	21.17	21.41		
10	50	0		21.07	21.15	21.35		
10	1	0	64-QAM	22.11	22.22	22.30	22.25	0.1679
10	1	25		22.07	22.22	22.27		
10	1	49		22.04	22.13	22.35		
10	25	0		20.92	21.17	21.45		
10	25	12		21.13	21.23	21.36		
10	25	25		20.97	21.04	21.31		
10	50	0		21.04	21.15	21.33		
10	1	0	256-QAM	18.51	18.68	18.96	18.92	0.0780
10	1	25		18.56	18.72	18.97		
10	1	49		18.71	18.86	19.02		
10	25	0		18.59	18.68	18.85		
10	25	12		18.59	18.77	18.93		
10	25	25		18.76	18.83	18.90		
10	50	0		18.61	18.75	18.96		
Limit	EIRP < 2W			Result			Pass	

LTE Band 41 Maximum Average Power [dBm] (GT - LC = -0.1 dB)								
BW [MHz]	RB Size	RB Offset	Mod	Lowest	Middle	Highest	EIRP (dBm)	EIRP (W)
5	1	0	QPSK	22.56	22.84	23.47	23.37	0.2173
5	1	12		22.53	22.71	23.36		
5	1	24		22.47	22.68	23.39		
5	12	0		21.57	21.64	22.49		
5	12	7		21.48	21.64	22.40		
5	12	13		21.49	21.69	22.34		
5	25	0		21.57	21.65	22.47		
5	1	0	16-QAM	21.15	21.26	21.40	21.37	0.1371
5	1	12		21.11	21.30	21.47		
5	1	24		21.08	21.15	21.44		
5	12	0		21.15	21.27	21.36		
5	12	7		21.05	21.23	21.37		
5	12	13		21.13	21.19	21.42		
5	25	0		21.07	21.17	21.41		
5	1	0	64-QAM	22.02	22.22	22.32	22.31	0.1702
5	1	12		22.03	22.26	22.27		
5	1	24		22.03	22.13	22.41		
5	12	0		21.01	21.18	21.43		
5	12	7		21.08	21.28	21.30		
5	12	13		21.03	21.04	21.30		
5	25	0		20.99	21.16	21.36		
5	1	0	256-QAM	18.61	18.75	18.97	18.89	0.0774
5	1	12		18.57	18.70	18.99		
5	1	24		18.73	18.82	18.94		
5	12	0		18.58	18.70	18.84		
5	12	7		18.64	18.77	18.94		
5	12	13		18.76	18.86	18.90		
5	25	0		18.58	18.71	18.95		
Limit	EIRP < 2W			Result			Pass	

LTE Band 41(HPUE) Maximum Average Power [dBm] (GT - LC = -0.1 dB)								
BW [MHz]	RB Size	RB Offset	Mod	Lowest	Middle	Highest	EIRP (dBm)	EIRP (W)
20	1	0	QPSK	24.96	24.95	25.12	25.02	0.3177
20	1	49		24.89	24.77	24.75		
20	1	99		24.94	24.82	24.66		
20	50	0		23.73	23.72	23.83		
20	50	24		23.65	23.73	23.78		
20	50	50		23.73	23.64	23.72		
20	100	0		23.70	23.76	23.90		
20	1	0	16-QAM	24.84	24.83	24.84	24.74	0.2979
20	1	49		24.76	24.70	24.69		
20	1	99		24.84	24.77	24.57		
20	50	0		23.58	23.66	23.75		
20	50	24		23.60	23.66	23.88		
20	50	50		23.56	23.68	23.83		
20	100	0		23.57	23.76	23.88		
20	1	0	64-QAM	22.95	23.88	23.48	23.78	0.2388
20	1	49		23.53	23.74	23.31		
20	1	99		23.64	23.77	23.21		
20	50	0		22.36	22.50	22.56		
20	50	24		22.46	22.45	22.39		
20	50	50		22.37	22.38	22.25		
20	100	0		22.37	22.28	22.44		
20	1	0	256-QAM	20.57	20.83	20.97	20.87	0.1222
20	1	49		20.60	20.77	20.78		
20	1	99		20.53	20.82	20.93		
20	50	0		20.64	20.68	20.83		
20	50	24		20.69	20.78	20.78		
20	50	50		20.66	20.75	20.89		
20	100	0		20.61	20.76	20.86		
Limit	EIRP < 2W			Result			Pass	

LTE Band 41(HPUE) Maximum Average Power [dBm] (GT - LC = -0.1 dB)								
BW [MHz]	RB Size	RB Offset	Mod	Lowest	Middle	Highest	EIRP (dBm)	EIRP (W)
15	1	0	QPSK	24.66	24.71	24.81	24.71	0.2958
15	1	37		24.64	24.53	24.51		
15	1	74		24.63	24.58	24.40		
15	36	0		23.52	23.42	23.54		
15	36	20		23.35	23.45	23.56		
15	36	39		23.43	23.36	23.50		
15	75	0		23.45	23.47	23.69		
15	1	0	16-QAM	24.57	24.56	24.53	24.52	0.2831
15	1	37		24.51	24.40	24.40		
15	1	74		24.62	24.56	24.27		
15	36	0		23.35	23.35	23.44		
15	36	20		23.29	23.35	23.64		
15	36	39		23.30	23.38	23.60		
15	75	0		23.27	23.52	23.57		
15	1	0	64-QAM	22.66	23.66	23.21	23.56	0.2270
15	1	37		23.22	23.47	23.04		
15	1	74		23.34	23.47	22.97		
15	36	0		22.10	22.23	22.34		
15	36	20		22.19	22.24	22.17		
15	36	39		22.14	22.12	21.96		
15	75	0		22.10	22.02	22.17		
15	1	0	256-QAM	20.27	20.60	20.72	20.62	0.1153
15	1	37		20.33	20.54	20.51		
15	1	74		20.30	20.60	20.70		
15	36	0		20.37	20.41	20.61		
15	36	20		20.39	20.52	20.48		
15	36	39		20.38	20.48	20.67		
15	75	0		20.38	20.48	20.57		
Limit	EIRP < 2W			Result			Pass	

LTE Band 41(HPUE) Maximum Average Power [dBm] (GT - LC = -0.1 dB)								
BW [MHz]	RB Size	RB Offset	Mod	Lowest	Middle	Highest	EIRP (dBm)	EIRP (W)
10	1	0	QPSK	24.72	24.65	24.87	24.77	0.2999
10	1	25		24.67	24.55	24.45		
10	1	49		24.67	24.60	24.40		
10	25	0		23.52	23.41	23.59		
10	25	12		23.35	23.45	23.55		
10	25	25		23.43	23.37	23.43		
10	50	0		23.42	23.53	23.64		
10	1	0	16-QAM	24.59	24.62	24.54	24.52	0.2831
10	1	25		24.53	24.48	24.39		
10	1	49		24.56	24.55	24.28		
10	25	0		23.37	23.39	23.49		
10	25	12		23.30	23.44	23.65		
10	25	25		23.26	23.38	23.53		
10	50	0		23.33	23.48	23.60		
10	1	0	64-QAM	22.69	23.62	23.27	23.52	0.2249
10	1	25		23.25	23.43	23.08		
10	1	49		23.33	23.56	22.92		
10	25	0		22.09	22.24	22.33		
10	25	12		22.20	22.17	22.09		
10	25	25		22.09	22.12	22.02		
10	50	0		22.10	21.98	22.14		
10	1	0	256-QAM	20.26	20.60	20.74	20.64	0.1159
10	1	25		20.38	20.49	20.56		
10	1	49		20.30	20.57	20.67		
10	25	0		20.43	20.39	20.53		
10	25	12		20.45	20.53	20.50		
10	25	25		20.43	20.44	20.61		
10	50	0		20.31	20.55	20.64		
Limit	EIRP < 2W			Result			Pass	

LTE Band 41(HPUE) Maximum Average Power [dBm] (GT - LC = -0.1 dB)								
BW [MHz]	RB Size	RB Offset	Mod	Lowest	Middle	Highest	EIRP (dBm)	EIRP (W)
5	1	0	QPSK	24.66	24.71	24.83	24.73	0.2972
5	1	12		24.60	24.55	24.45		
5	1	24		24.73	24.61	24.41		
5	12	0		23.52	23.45	23.55		
5	12	7		23.38	23.43	23.47		
5	12	13		23.43	23.37	23.41		
5	25	0		23.49	23.46	23.68		
5	1	0	16-QAM	24.56	24.60	24.56	24.50	0.2818
5	1	12		24.51	24.41	24.43		
5	1	24		24.60	24.49	24.28		
5	12	0		23.35	23.37	23.47		
5	12	7		23.34	23.37	23.63		
5	12	13		23.35	23.40	23.53		
5	25	0		23.34	23.49	23.60		
5	1	0	64-QAM	22.70	23.67	23.22	23.57	0.2275
5	1	12		23.25	23.52	23.10		
5	1	24		23.42	23.50	22.96		
5	12	0		22.14	22.22	22.34		
5	12	7		22.21	22.22	22.17		
5	12	13		22.13	22.17	21.96		
5	25	0		22.15	22.04	22.17		
5	1	0	256-QAM	20.29	20.53	20.71	20.61	0.1151
5	1	12		20.32	20.51	20.49		
5	1	24		20.32	20.61	20.64		
5	12	0		20.40	20.40	20.54		
5	12	7		20.41	20.54	20.49		
5	12	13		20.35	20.48	20.67		
5	25	0		20.39	20.51	20.58		
Limit	EIRP < 2W			Result			Pass	

LTE Band 66 Maximum Average Power [dBm] (GT - LC = 2.29 dB)								
BW [MHz]	RB Size	RB Offset	Mod	Lowest	Middle	Highest	EIRP (dBm)	EIRP (W)
20	1	0	QPSK	24.18	24.27	24.39	26.68	0.4656
20	1	49		24.13	24.23	24.30		
20	1	99		24.10	24.19	24.28		
20	50	0		22.21	22.27	22.34		
20	50	24		22.25	22.27	22.29		
20	50	50		22.24	22.31	22.33		
20	100	0		22.25	22.28	22.31		
20	1	0	16-QAM	23.51	23.72	23.73	26.02	0.3999
20	1	49		23.50	23.60	23.65		
20	1	99		23.53	23.50	23.68		
20	50	0		21.23	21.31	21.34		
20	50	24		21.26	21.29	21.32		
20	50	50		21.23	21.30	21.36		
20	100	0		21.26	21.29	21.35		
20	1	0	64-QAM	22.40	22.56	22.54	24.85	0.3055
20	1	49		22.32	22.12	22.54		
20	1	99		22.32	21.70	22.31		
20	50	0		21.24	21.33	21.36		
20	50	24		21.31	21.27	21.36		
20	50	50		21.26	21.04	21.40		
20	100	0		21.30	21.27	21.34		
20	1	0	256-QAM	19.41	19.45	19.56	21.87	0.1538
20	1	49		19.39	19.21	19.58		
20	1	99		19.49	19.44	19.52		
20	50	0		19.40	19.53	19.48		
20	50	24		19.42	19.40	19.48		
20	50	50		19.45	19.14	19.56		
20	100	0		19.48	19.38	19.50		
Limit	EIRP < 1W			Result			Pass	

LTE Band 66 Maximum Average Power [dBm] (GT - LC = 2.29 dB)								
BW [MHz]	RB Size	RB Offset	Mod	Lowest	Middle	Highest	EIRP (dBm)	EIRP (W)
15	1	0	QPSK	24.14	24.26	24.32	26.61	0.4581
15	1	37		24.10	24.17	24.22		
15	1	74		24.02	24.19	24.18		
15	36	0		22.37	22.21	22.24		
15	36	20		22.35	22.40	22.21		
15	36	39		22.28	22.31	22.24		
15	75	0		22.36	22.25	22.27		
15	1	0	16-QAM	23.46	23.63	23.68	25.97	0.3954
15	1	37		23.49	23.56	23.57		
15	1	74		23.43	23.46	23.59		
15	36	0		21.23	21.23	21.24		
15	36	20		21.25	21.24	21.27		
15	36	39		22.29	21.25	21.34		
15	75	0		21.26	21.29	21.29		
15	1	0	64-QAM	22.35	22.55	22.53	24.84	0.3048
15	1	37		22.27	22.05	22.47		
15	1	74		22.30	21.64	22.21		
15	36	0		21.20	21.32	21.29		
15	36	20		21.29	21.17	21.29		
15	36	39		21.24	21.03	21.33		
15	75	0		21.23	21.26	21.31		
15	1	0	256-QAM	19.31	19.36	19.49	21.82	0.1521
15	1	37		19.29	19.14	19.51		
15	1	74		19.48	19.38	19.47		
15	36	0		19.34	19.49	19.39		
15	36	20		19.35	19.37	19.42		
15	36	39		19.43	19.06	19.53		
15	75	0		19.46	19.34	19.45		
Limit	EIRP < 1W			Result			Pass	

LTE Band 66 Maximum Average Power [dBm] (GT - LC = 2.29 dB)								
BW [MHz]	RB Size	RB Offset	Mod	Lowest	Middle	Highest	EIRP (dBm)	EIRP (W)
10	1	0	QPSK	24.04	24.17	24.25	26.54	0.4508
10	1	25		24.10	24.11	24.12		
10	1	49		23.95	24.11	24.13		
10	25	0		22.36	22.46	22.22		
10	25	12		22.35	22.34	22.37		
10	25	25		22.21	22.30	22.24		
10	50	0		22.26	22.22	22.50		
10	1	0	16-QAM	23.37	23.62	23.66	25.95	0.3936
10	1	25		23.45	23.46	23.55		
10	1	49		23.40	23.42	23.50		
10	25	0		21.22	21.20	21.22		
10	25	12		21.25	21.38	21.26		
10	25	25		22.29	21.40	21.33		
10	50	0		21.22	21.26	21.21		
10	1	0	64-QAM	22.30	22.45	22.49	24.78	0.3006
10	1	25		22.24	21.99	22.47		
10	1	49		22.30	21.58	22.20		
10	25	0		21.17	21.26	21.29		
10	25	12		21.20	21.08	21.20		
10	25	25		21.16	21.00	21.32		
10	50	0		21.18	21.20	21.21		
10	1	0	256-QAM	19.31	19.28	19.44	21.79	0.1510
10	1	25		19.28	19.08	19.50		
10	1	49		19.38	19.38	19.37		
10	25	0		19.25	19.41	19.37		
10	25	12		19.28	19.33	19.35		
10	25	25		19.35	18.99	19.47		
10	50	0		19.46	19.30	19.37		
Limit	EIRP < 1W			Result			Pass	

LTE Band 66 Maximum Average Power [dBm] (GT - LC = 2.29 dB)								
BW [MHz]	RB Size	RB Offset	Mod	Lowest	Middle	Highest	EIRP (dBm)	EIRP (W)
5	1	0	QPSK	24.06	24.22	24.27	26.56	0.4529
5	1	12		24.05	24.07	24.15		
5	1	24		23.97	24.12	24.12		
5	12	0		22.33	22.21	22.22		
5	12	7		22.35	22.31	22.42		
5	12	13		22.25	22.29	22.20		
5	25	0		22.31	22.25	22.26		
5	1	0	16-QAM	23.42	23.53	23.60	25.89	0.3882
5	1	12		23.41	23.56	23.49		
5	1	24		23.42	23.45	23.57		
5	12	0		21.42	21.41	21.22		
5	12	7		21.39	21.47	21.34		
5	12	13		22.25	21.56	21.24		
5	25	0		21.36	21.22	21.21		
5	1	0	64-QAM	22.35	22.48	22.47	24.77	0.2999
5	1	12		22.20	22.02	22.47		
5	1	24		22.28	21.59	22.16		
5	12	0		21.19	21.25	21.23		
5	12	7		21.20	21.11	21.20		
5	12	13		21.21	20.98	21.24		
5	25	0		21.14	21.22	21.26		
5	1	0	256-QAM	19.30	19.30	19.48	21.80	0.1514
5	1	12		19.20	19.07	19.41		
5	1	24		19.44	19.37	19.37		
5	12	0		19.29	19.40	19.34		
5	12	7		19.35	19.31	19.36		
5	12	13		19.42	18.96	19.51		
5	25	0		19.38	19.29	19.35		
Limit	EIRP < 1W			Result			Pass	

LTE Band 66 Maximum Average Power [dBm] (GT - LC = 2.29 dB)								
BW [MHz]	RB Size	RB Offset	Mod	Lowest	Middle	Highest	EIRP (dBm)	EIRP (W)
3	1	0	QPSK	24.05	24.15	24.18	26.47	0.4436
3	1	8		23.95	24.02	24.09		
3	1	14		23.87	24.08	24.11		
3	8	0		22.28	22.21	22.29		
3	8	4		22.29	22.31	22.39		
3	8	7		22.20	22.25	22.32		
3	15	0		22.27	22.28	22.24		
3	1	0	16-QAM	23.35	23.43	23.52	25.85	0.3846
3	1	8		23.37	23.56	23.44		
3	1	14		23.38	23.42	23.51		
3	8	0		21.38	21.39	21.29		
3	8	4		21.33	21.38	21.30		
3	8	7		22.22	21.53	21.20		
3	15	0		21.31	21.37	21.30		
3	1	0	64-QAM	22.34	22.38	22.37	24.72	0.2965
3	1	8		22.15	21.94	22.43		
3	1	14		22.19	21.58	22.10		
3	8	0		21.16	21.17	21.19		
3	8	4		21.10	21.09	21.17		
3	8	7		21.19	20.94	21.20		
3	15	0		21.10	21.14	21.17		
3	1	0	256-QAM	19.28	19.29	19.43	21.75	0.1496
3	1	8		19.13	19.07	19.33		
3	1	14		19.38	19.36	19.30		
3	8	0		19.29	19.35	19.25		
3	8	4		19.28	19.31	19.34		
3	8	7		19.35	18.86	19.46		
3	15	0		19.33	19.23	19.35		
Limit	EIRP < 1W			Result			Pass	

LTE Band 66 Maximum Average Power [dBm] (GT - LC = 2.29 dB)								
BW [MHz]	RB Size	RB Offset	Mod	Lowest	Middle	Highest	EIRP (dBm)	EIRP (W)
1.4	1	0	QPSK	24.06	24.19	24.22	26.51	0.4477
1.4	1	3		24.05	24.01	24.09		
1.4	1	5		23.97	24.09	24.12		
1.4	3	0		24.05	24.18	24.20		
1.4	3	1		24.03	24.06	24.07		
1.4	3	3		23.87	24.07	24.04		
1.4	6	0		22.25	22.21	22.23		
1.4	1	0	16-QAM	23.32	23.49	23.57	25.86	0.3855
1.4	1	3		23.39	23.49	23.49		
1.4	1	5		23.39	23.44	23.52		
1.4	3	0		23.37	23.47	23.57		
1.4	3	1		23.39	23.50	23.46		
1.4	3	3		23.38	23.41	23.52		
1.4	6	0		21.36	21.39	21.38		
1.4	1	0	64-QAM	22.28	22.46	22.39	24.76	0.2992
1.4	1	3		22.16	21.94	22.43		
1.4	1	5		22.24	21.50	22.16		
1.4	3	0		22.25	22.47	22.46		
1.4	3	1		22.19	21.97	22.39		
1.4	3	3		22.27	21.52	22.10		
1.4	6	0		21.10	21.20	21.16		
1.4	1	0	256-QAM	19.30	19.24	19.44	21.73	0.1489
1.4	1	3		19.12	19.04	19.32		
1.4	1	5		19.36	19.36	19.32		
1.4	3	0		19.26	19.23	19.39		
1.4	3	1		19.20	19.00	19.34		
1.4	3	3		19.36	19.36	19.37		
1.4	6	0		19.35	19.22	19.35		
Limit	EIRP < 1W			Result			Pass	

LTE Band 71 Maximum Average Power [dBm] (GT - LC = -0.41 dB)								
BW [MHz]	RB Size	RB Offset	Mod	Lowest	Middle	Highest	ERP (dBm)	ERP (W)
20	1	0	QPSK	23.73	23.51	23.45	21.17	0.1309
20	1	49		23.57	23.41	23.35		
20	1	99		23.46	23.36	23.32		
20	50	0		22.73	22.57	22.50		
20	50	24		22.69	22.51	22.43		
20	50	50		22.62	22.48	22.44		
20	100	0		22.73	22.55	22.49		
20	1	0	16-QAM	23.08	22.86	22.77	20.52	0.1127
20	1	49		22.90	22.76	22.72		
20	1	99		22.81	22.72	22.70		
20	50	0		21.74	21.48	21.43		
20	50	24		21.68	21.59	21.50		
20	50	50		21.62	21.51	21.43		
20	100	0		21.70	21.56	21.48		
20	1	0	64-QAM	21.93	21.73	21.69	19.37	0.0865
20	1	49		21.76	21.58	21.55		
20	1	99		21.76	21.57	21.54		
20	50	0		20.76	20.51	20.48		
20	50	24		20.74	20.59	20.54		
20	50	50		20.64	20.53	20.47		
20	100	0		20.76	20.57	20.53		
20	1	0	256-QAM	18.84	18.66	18.54	16.38	0.0435
20	1	49		18.88	18.67	18.61		
20	1	99		18.76	18.68	18.55		
20	50	0		18.86	18.67	18.63		
20	50	24		18.90	18.70	18.66		
20	50	50		18.76	18.70	18.62		
20	100	0		18.94	18.68	18.68		
Limit	ERP < 3W			Result			Pass	

LTE Band 71 Maximum Average Power [dBm] (GT - LC = -0.41 dB)								
BW [MHz]	RB Size	RB Offset	Mod	Lowest	Middle	Highest	ERP (dBm)	ERP (W)
15	1	0	QPSK	23.72	23.43	23.40	21.16	0.1306
15	1	37		23.57	23.37	23.35		
15	1	74		23.45	23.31	23.32		
15	36	0		22.64	22.51	22.42		
15	36	20		22.66	22.55	22.46		
15	36	39		22.53	22.42	22.39		
15	75	0		22.66	22.49	22.40		
15	1	0	16-QAM	23.06	22.83	22.77	20.5	0.1122
15	1	37		22.86	22.76	22.66		
15	1	74		22.76	22.68	22.68		
15	36	0		21.65	21.45	21.40		
15	36	20		21.62	21.49	21.41		
15	36	39		21.61	21.44	21.41		
15	75	0		21.69	21.52	21.41		
15	1	0	64-QAM	21.86	21.68	21.67	19.3	0.0851
15	1	37		21.75	21.52	21.50		
15	1	74		21.73	21.53	21.46		
15	36	0		20.66	20.45	20.47		
15	36	20		20.72	20.53	20.48		
15	36	39		20.58	20.43	20.37		
15	75	0		20.67	20.53	20.45		
15	1	0	256-QAM	18.80	18.57	18.54	16.33	0.0430
15	1	37		18.89	18.61	18.62		
15	1	74		18.72	18.65	18.58		
15	36	0		18.85	18.66	18.55		
15	36	20		18.87	18.62	18.60		
15	36	39		18.71	18.63	18.60		
15	75	0		18.86	18.68	18.62		
Limit	ERP < 3W			Result			Pass	

LTE Band 71 Maximum Average Power [dBm] (GT - LC = -0.41 dB)								
BW [MHz]	RB Size	RB Offset	Mod	Lowest	Middle	Highest	ERP (dBm)	ERP (W)
10	1	0	QPSK	23.71	23.44	23.43	21.15	0.1303
10	1	25		23.47	23.33	23.28		
10	1	49		23.44	23.30	23.32		
10	25	0		22.63	22.43	22.43		
10	25	12		22.69	22.47	22.49		
10	25	25		22.60	22.39	22.40		
10	50	0		22.70	22.53	22.47		
10	1	0	16-QAM	23.06	22.82	22.71	20.5	0.1122
10	1	25		22.82	22.67	22.70		
10	1	49		22.78	22.68	22.68		
10	25	0		21.67	21.44	21.33		
10	25	12		21.65	21.58	21.40		
10	25	25		21.56	21.45	21.39		
10	50	0		21.69	21.52	21.47		
10	1	0	64-QAM	21.89	21.73	21.64	19.33	0.0857
10	1	25		21.74	21.53	21.49		
10	1	49		21.69	21.48	21.45		
10	25	0		20.76	20.50	20.45		
10	25	12		20.74	20.52	20.47		
10	25	25		20.62	20.49	20.42		
10	50	0		20.69	20.47	20.48		
10	1	0	256-QAM	18.81	18.64	18.56	16.33	0.0430
10	1	25		18.83	18.70	18.65		
10	1	49		18.71	18.60	18.53		
10	25	0		18.77	18.59	18.63		
10	25	12		18.81	18.68	18.56		
10	25	25		18.66	18.61	18.55		
10	50	0		18.89	18.59	18.60		
Limit	ERP < 3W			Result			Pass	

LTE Band 71 Maximum Average Power [dBm] (GT - LC = -0.41 dB)								
BW [MHz]	RB Size	RB Offset	Mod	Lowest	Middle	Highest	ERP (dBm)	ERP (W)
5	1	0	QPSK	23.64	23.50	23.44	21.08	0.1282
5	1	12		23.53	23.34	23.28		
5	1	24		23.42	23.26	23.26		
5	12	0		22.69	22.47	22.41		
5	12	7		22.67	22.47	22.41		
5	12	13		22.58	22.47	22.42		
5	25	0		22.71	22.55	22.49		
5	1	0	16-QAM	23.08	22.86	22.68	20.52	0.1127
5	1	12		22.80	22.72	22.70		
5	1	24		22.73	22.69	22.60		
5	12	0		21.65	21.41	21.34		
5	12	7		21.61	21.58	21.44		
5	12	13		21.60	21.51	21.37		
5	25	0		21.70	21.55	21.38		
5	1	0	64-QAM	21.83	21.69	21.65	19.27	0.0845
5	1	12		21.66	21.50	21.51		
5	1	24		21.72	21.56	21.46		
5	12	0		20.76	20.46	20.46		
5	12	7		20.69	20.50	20.44		
5	12	13		20.62	20.43	20.47		
5	25	0		20.74	20.48	20.43		
5	1	0	256-QAM	18.82	18.58	18.57	16.3	0.0427
5	1	12		18.86	18.66	18.58		
5	1	24		18.75	18.69	18.56		
5	12	0		18.86	18.67	18.58		
5	12	7		18.84	18.70	18.56		
5	12	13		18.67	18.69	18.53		
5	25	0		18.85	18.60	18.65		
Limit	ERP < 3W			Result			Pass	

LTE Band 5B_CA Maximum Average Power [dBm] (GT - LC = -3.03 dB)										
BW [MHz]	PCC		SCC		Mod	Lowest	Middle	Highest	ERP (dBm)	ERP (W)
	RB Size	RB Offset	RB Size	RB Offset						
10+10	50	0	50	0	QPSK	23.92	23.90	24.05	20.70	0.1175
10+10	1	0	1	49		15.33	15.31	15.35		
10+10	1	49	1	0		25.74	25.88	25.63		
10+10	50	0	50	0	16-QAM	22.84	22.94	23.01	20.34	0.1081
10+10	1	0	1	49		15.80	15.75	15.81		
10+10	1	49	1	0		25.34	25.52	25.41		
10+10	50	0	50	0	64-QAM	21.86	21.97	22.55	18.03	0.0635
10+10	1	0	1	49		15.61	15.71	15.66		
10+10	1	49	1	0		22.70	23.21	22.87		
10+10	50	0	50	0	256-QAM	20.88	20.98	21.07	16.06	0.0404
10+10	1	0	1	49		15.44	15.52	15.64		
10+10	1	49	1	0		21.04	21.24	21.15		
10+5	50	0	25	0	QPSK	23.83	23.94	24.08	20.70	0.1175
10+5	1	0	1	24		15.81	15.82	15.90		
10+5	1	49	1	0		25.47	25.88	25.19		
10+5	50	0	25	0	16-QAM	22.86	22.96	22.99	20.27	0.1064
10+5	1	0	1	24		16.20	16.29	16.54		
10+5	1	49	1	0		25.37	25.45	24.70		
10+5	50	0	25	0	64-QAM	22.21	22.61	22.53	17.65	0.0582
10+5	1	0	1	24		16.12	16.26	16.24		
10+5	1	49	1	0		22.79	22.83	22.38		
10+5	50	0	25	0	256-QAM	20.89	21.00	21.02	15.84	0.0384
10+5	1	0	1	24		16.10	16.10	16.03		
10+5	1	49	1	0		21.02	20.98	20.95		
5+10	25	0	50	0	QPSK	23.73	23.87	23.90	20.60	0.1148
5+10	1	0	1	49		15.76	15.80	15.90		
5+10	1	24	1	0		25.22	25.78	25.58		
5+10	25	0	50	0	16-QAM	22.81	22.81	22.98	20.10	0.1023
5+10	1	0	1	49		16.10	16.27	16.38		
5+10	1	24	1	0		24.73	25.26	25.28		
5+10	25	0	50	0	64-QAM	22.00	22.43	22.73	17.76	0.0597
5+10	1	0	1	49		16.04	16.14	16.18		
5+10	1	24	1	0		22.07	22.90	22.94		
5+10	25	0	50	0	256-QAM	20.79	20.84	21.03	16.03	0.0401
5+10	1	0	1	49		15.96	16.03	16.11		
5+10	1	24	1	0		20.89	20.95	21.21		
Limit	ERP < 7W					Result			Pass	

LTE Band 5B_CA Maximum Average Power [dBm] (GT - LC = -3.03 dB)										
BW [MHz]	PCC		SCC		Mod	Lowest	Middle	Highest	ERP (dBm)	ERP (W)
	RB Size	RB Offset	RB Size	RB Offset						
5+3	25	0	15	0	QPSK	23.87	24.64	23.87	19.46	0.0883
5+3	1	0	1	14		15.89	16.01	15.98		
5+3	1	24	1	0		23.67	24.58	23.78		
5+3	25	0	15	0	16-QAM	22.93	23.70	22.97	18.70	0.0741
5+3	1	0	1	14		16.36	16.43	16.65		
5+3	1	24	1	0		23.11	23.88	23.28		
5+3	25	0	15	0	64-QAM	22.04	22.77	22.09	17.88	0.0614
5+3	1	0	1	14		16.24	16.51	16.21		
5+3	1	24	1	0		22.03	23.06	22.29		
5+3	25	0	15	0	256-QAM	21.05	21.80	21.04	16.62	0.0459
5+3	1	0	1	14		15.88	16.23	16.12		
5+3	1	24	1	0		20.94	21.73	21.25		
3+5	15	0	25	0	QPSK	23.00	24.58	23.92	19.50	0.0891
3+5	1	0	1	24		15.82	15.99	16.09		
3+5	1	14	1	0		22.76	24.68	23.75		
3+5	15	0	25	0	16-QAM	22.03	23.62	23.03	18.95	0.0785
3+5	1	0	1	24		16.27	16.33	16.42		
3+5	1	14	1	0		22.06	24.13	23.25		
3+5	15	0	25	0	64-QAM	21.15	22.72	22.14	17.95	0.0624
3+5	1	0	1	24		16.16	16.27	16.51		
3+5	1	14	1	0		21.08	23.13	22.33		
3+5	15	0	25	0	256-QAM	20.10	21.76	21.11	16.94	0.0494
3+5	1	0	1	24		15.85	16.11	16.13		
3+5	1	14	1	0		19.87	22.12	21.03		
Limit	ERP < 7W					Result			Pass	

LTE Band 66B_CA Maximum Average Power [dBm] (GT - LC = -0.87 dB)										
BW [MHz]	PCC		SCC		Mod	Lowest	Middle	Highest	EIRP (dBm)	EIRP (W)
	RB Size	RB Offset	RB Size	RB Offset						
10+10	50	0	50	0	QPSK	22.46	22.45	22.70	22.80	0.1905
10+10	1	0	1	49		16.40	16.22	16.29		
10+10	1	49	1	0		23.67	23.28	23.56		
10+10	50	0	50	0	16-QAM	21.44	21.25	21.84	22.35	0.1718
10+10	1	0	1	49		16.81	16.71	16.58		
10+10	1	49	1	0		23.11	23.22	23.08		
10+10	50	0	50	0	64-QAM	20.53	20.28	21.08	20.21	0.1050
10+10	1	0	1	49		16.61	16.38	16.34		
10+10	1	49	1	0		20.27	20.30	20.54		
10+10	50	0	50	0	256-QAM	19.81	19.70	20.35	19.48	0.0887
10+10	1	0	1	49		16.65	16.58	16.39		
10+10	1	49	1	0		19.47	19.55	19.70		
15+5	75	0	25	0	QPSK	22.34	22.61	22.49	23.86	0.2432
15+5	1	0	1	24		20.19	19.52	20.76		
15+5	1	74	1	0		24.05	24.73	23.22		
15+5	75	0	25	0	16-QAM	21.41	21.74	21.62	22.95	0.1972
15+5	1	0	1	24		20.50	20.10	21.19		
15+5	1	74	1	0		23.60	23.82	22.77		
15+5	75	0	25	0	64-QAM	20.46	20.81	20.75	20.27	0.1064
15+5	1	0	1	24		20.49	20.63	21.14		
15+5	1	74	1	0		20.76	20.85	20.05		
15+5	75	0	25	0	256-QAM	19.50	19.82	19.83	19.32	0.0855
15+5	1	0	1	24		19.53	18.77	20.19		
15+5	1	74	1	0		19.88	20.02	19.19		
5+15	25	0	75	0	QPSK	22.51	22.13	23.04	23.59	0.2286
5+15	1	0	1	74		20.13	19.48	20.63		
5+15	1	24	1	0		23.79	23.43	24.46		
5+15	25	0	75	0	16-QAM	21.56	21.22	22.20	23.25	0.2113
5+15	1	0	1	74		20.61	20.38	21.25		
5+15	1	24	1	0		23.32	20.15	24.12		
5+15	25	0	75	0	64-QAM	20.62	20.30	21.32	20.54	0.1132
5+15	1	0	1	74		20.53	20.33	21.00		
5+15	1	24	1	0		20.68	20.53	21.41		
5+15	25	0	75	0	256-QAM	19.86	19.66	20.77	20.01	0.1002
5+15	1	0	1	74		19.89	19.58	20.53		
5+15	1	24	1	0		19.83	19.50	20.88		
Limit	EIRP < 1W					Result			Pass	

LTE Band 66B_CA Maximum Average Power [dBm] (GT - LC = -0.87 dB)										
BW [MHz]	PCC		SCC		Mod	Lowest	Middle	Highest	EIRP (dBm)	EIRP (W)
	RB Size	RB Offset	RB Size	RB Offset						
10+5	50	0	25	0	QPSK	22.42	22.73	22.29	23.65	0.2317
10+5	1	0	1	24		16.93	16.74	16.65		
10+5	1	49	1	0		23.71	24.52	23.42		
10+5	50	0	25	0	16-QAM	21.47	21.78	21.47	22.63	0.1832
10+5	1	0	1	24		17.02	17.32	16.96		
10+5	1	49	1	0		23.20	23.50	22.93		
10+5	50	0	25	0	64-QAM	20.51	20.84	20.54	19.97	0.0993
10+5	1	0	1	24		17.16	17.42	16.84		
10+5	1	49	1	0		20.38	20.61	20.52		
10+5	50	0	25	0	256-QAM	19.64	20.02	19.82	19.15	0.0822
10+5	1	0	1	24		17.14	17.55	16.93		
10+5	1	49	1	0		19.50	19.82	19.43		
5+10	25	0	50	0	QPSK	22.59	22.52	22.74	23.06	0.2023
5+10	1	0	1	49		16.85	16.80	16.69		
5+10	1	24	1	0		23.93	23.18	23.84		
5+10	25	0	50	0	16-QAM	21.72	21.61	21.98	22.61	0.1824
5+10	1	0	1	49		17.21	17.15	17.09		
5+10	1	24	1	0		23.48	23.22	23.46		
5+10	25	0	50	0	64-QAM	20.78	20.69	21.15	20.28	0.1067
5+10	1	0	1	49		17.23	17.15	16.97		
5+10	1	24	1	0		20.63	20.56	20.99		
5+10	25	0	50	0	256-QAM	19.82	19.76	20.10	19.23	0.0838
5+10	1	0	1	49		17.16	17.09	16.94		
5+10	1	24	1	0		19.80	19.71	19.82		
5+5	25	0	25	0	QPSK	22.62	22.90	22.23	23.09	0.2037
5+5	1	0	1	24		20.44	20.11	20.18		
5+5	1	24	1	0		23.96	23.49	23.57		
5+5	25	0	25	0	16-QAM	21.67	21.76	21.42	22.54	0.1795
5+5	1	0	1	24		20.76	20.58	20.52		
5+5	1	24	1	0		23.41	23.33	23.10		
5+5	25	0	25	0	64-QAM	20.72	20.83	20.61	19.96	0.0991
5+5	1	0	1	24		20.61	20.55	20.45		
5+5	1	24	1	0		20.72	20.61	20.46		
5+5	25	0	25	0	256-QAM	19.91	19.95	19.55	19.08	0.0809
5+5	1	0	1	24		19.59	19.62	19.40		
5+5	1	24	1	0		19.60	19.55	19.47		
Limit	EIRP < 1W					Result			Pass	

LTE Band 66C_CA Maximum Average Power [dBm] (GT - LC = -0.87 dB)										
BW [MHz]	PCC		SCC		Mod	Lowest	Middle	Highest	EIRP (dBm)	EIRP (W)
	RB Size	RB Offset	RB Size	RB Offset						
20+20	100	0	100	0	QPSK	21.94	21.78	20.50	23.08	0.2032
20+20	1	0	1	99		18.38	18.43	18.32		
20+20	1	99	1	0		23.95	21.61	22.49		
20+20	100	0	100	0	16-QAM	20.86	20.55	19.62	22.55	0.1799
20+20	1	0	1	99		18.78	18.41	18.81		
20+20	1	99	1	0		23.42	23.05	21.91		
20+20	100	0	100	0	64-QAM	19.94	19.55	18.75	19.67	0.0927
20+20	1	0	1	99		18.74	18.22	18.50		
20+20	1	99	1	0		20.54	20.04	19.04		
20+20	100	0	100	0	256-QAM	19.27	19.15	18.08	19.08	0.0809
20+20	1	0	1	99		18.20	18.03	17.86		
20+20	1	99	1	0		19.95	19.74	18.30		
20+15	100	0	75	0	QPSK	21.90	21.82	21.06	23.28	0.2128
20+15	1	0	1	74		18.35	18.20	18.22		
20+15	1	74	1	0		24.12	22.29	24.15		
20+15	100	0	75	0	16-QAM	20.97	20.86	20.20	22.86	0.1932
20+15	1	0	1	74		18.83	18.71	18.54		
20+15	1	74	1	0		23.50	23.43	23.73		
20+15	100	0	75	0	64-QAM	20.04	19.95	19.28	20.21	0.1050
20+15	1	0	1	74		18.62	18.55	18.41		
20+15	1	74	1	0		20.73	20.68	21.08		
20+15	100	0	75	0	256-QAM	19.03	19.01	18.33	19.33	0.0857
20+15	1	0	1	74		18.17	18.07	17.59		
20+15	1	74	1	0		19.79	19.66	20.20		
15+20	75	0	100	0	QPSK	20.90	21.72	19.99	22.08	0.1614
15+20	1	0	1	99		18.35	18.24	18.21		
15+20	1	74	1	0		22.95	21.35	22.74		
15+20	75	0	100	0	16-QAM	19.96	20.78	19.02	21.79	0.1510
15+20	1	0	1	99		18.88	19.33	18.60		
15+20	1	74	1	0		22.33	22.66	22.23		
15+20	75	0	100	0	64-QAM	18.97	19.89	18.15	19.04	0.0802
15+20	1	0	1	99		18.67	19.42	18.50		
15+20	1	74	1	0		19.44	19.91	19.34		
15+20	75	0	100	0	256-QAM	18.05	18.85	17.17	18.18	0.0658
15+20	1	0	1	99		18.12	18.95	17.51		
15+20	1	74	1	0		18.48	19.05	18.42		
Limit	EIRP < 1W					Result			Pass	

LTE Band 66C_CA Maximum Average Power [dBm] (GT - LC = -0.87 dB)										
BW [MHz]	PCC		SCC		Mod	Lowest	Middle	Highest	EIRP (dBm)	EIRP (W)
	RB Size	RB Offset	RB Size	RB Offset						
20+10	100	0	50	0	QPSK	21.95	21.06	21.21	23.25	0.2113
20+10	1	0	1	49		18.30	18.21	18.16		
20+10	1	99	1	0		24.12	22.60	23.16		
20+10	100	0	50	0	16-QAM	21.01	20.10	20.21	22.62	0.1828
20+10	1	0	1	49		18.71	17.66	18.52		
20+10	1	99	1	0		23.49	22.67	22.59		
20+10	100	0	50	0	64-QAM	20.08	19.17	19.29	19.90	0.0977
20+10	1	0	1	49		18.60	17.91	18.45		
20+10	1	99	1	0		20.77	19.88	19.95		
20+10	100	0	50	0	256-QAM	19.14	18.17	18.34	18.86	0.0769
20+10	1	0	1	49		18.33	17.66	17.73		
20+10	1	99	1	0		19.73	18.99	19.00		
10+20	50	0	100	0	QPSK	20.95	21.58	20.21	21.86	0.1535
10+20	1	0	1	99		18.35	18.22	18.19		
10+20	1	49	1	0		22.55	22.06	22.73		
10+20	50	0	100	0	16-QAM	20.01	20.65	19.33	21.40	0.1380
10+20	1	0	1	99		18.70	18.55	18.74		
10+20	1	49	1	0		21.96	21.79	22.27		
10+20	50	0	100	0	64-QAM	19.07	19.74	18.36	18.94	0.0783
10+20	1	0	1	99		18.61	19.33	18.56		
10+20	1	49	1	0		19.07	19.81	19.38		
10+20	50	0	100	0	256-QAM	18.13	18.74	17.39	17.94	0.0622
10+20	1	0	1	99		18.36	18.77	17.72		
10+20	1	49	1	0		18.13	18.81	18.24		
20+5	100	0	25	0	QPSK	21.90	21.28	22.06	23.12	0.2051
20+5	1	0	1	24		18.36	18.31	18.27		
20+5	1	99	1	0		23.99	23.60	22.74		
20+5	100	0	25	0	16-QAM	20.95	20.34	21.18	22.55	0.1799
20+5	1	0	1	24		18.77	18.45	18.62		
20+5	1	99	1	0		23.42	23.08	22.24		
20+5	100	0	25	0	64-QAM	20.02	19.41	20.24	19.71	0.0935
20+5	1	0	1	24		18.66	18.22	18.59		
20+5	1	99	1	0		20.58	20.33	19.54		
20+5	100	0	25	0	256-QAM	19.01	18.45	19.34	18.86	0.0769
20+5	1	0	1	24		18.38	17.89	18.61		
20+5	1	99	1	0		19.73	19.11	18.54		
Limit	EIRP < 1W					Result			Pass	

LTE Band 66C_CA Maximum Average Power [dBm] (GT - LC = -0.87 dB)										
BW [MHz]	PCC		SCC		Mod	Lowest	Middle	Highest	EIRP (dBm)	EIRP (W)
	RB Size	RB Offset	RB Size	RB Offset						
5+20	25	0	100	0	QPSK	21.04	21.76	20.77	22.13	0.1633
5+20	1	0	1	99		18.41	18.33	18.28		
5+20	1	24	1	0		22.62	22.06	23.00		
5+20	25	0	100	0	16-QAM	20.10	20.77	19.86	22.01	0.1589
5+20	1	0	1	99		18.76	18.11	18.52		
5+20	1	24	1	0		22.06	22.88	22.38		
5+20	25	0	100	0	64-QAM	19.18	19.81	18.97	19.11	0.0815
5+20	1	0	1	99		18.58	19.33	18.48		
5+20	1	24	1	0		19.08	19.98	19.57		
5+20	25	0	100	0	256-QAM	18.18	18.85	17.94	18.38	0.0689
5+20	1	0	1	99		18.49	19.23	18.66		
5+20	1	24	1	0		18.30	19.25	18.60		
Limit	EIRP < 1W					Result			Pass	

LTE Band 66C_CA Maximum Average Power [dBm] (GT - LC = -0.87 dB)										
BW [MHz]	PCC		SCC		Mod	Lowest	Middle	Highest	EIRP (dBm)	EIRP (W)
	RB Size	RB Offset	RB Size	RB Offset						
15+10	75	0	50	0	QPSK	20.85	20.90	22.12	22.24	0.1675
15+10	1	0	1	49		18.27	18.21	18.19		
15+10	1	74	1	0		22.76	22.25	23.11		
15+10	75	0	50	0	16-QAM	19.89	19.94	21.27	21.71	0.1483
15+10	1	0	1	49		18.76	18.66	18.63		
15+10	1	74	1	0		22.23	22.30	22.58		
15+10	75	0	50	0	64-QAM	18.95	19.00	20.35	19.48	0.0887
15+10	1	0	1	49		18.56	18.71	18.42		
15+10	1	74	1	0		19.33	19.40	19.93		
15+10	75	0	50	0	256-QAM	18.00	18.04	19.43	18.56	0.0718
15+10	1	0	1	49		18.39	18.32	18.39		
15+10	1	74	1	0		18.15	18.25	19.02		
10+15	50	0	75	0	QPSK	20.97	20.77	21.48	23.09	0.2037
10+15	1	0	1	74		18.36	18.25	18.23		
10+15	1	49	1	0		22.49	21.43	23.96		
10+15	50	0	75	0	16-QAM	19.98	19.77	20.56	22.71	0.1866
10+15	1	0	1	74		18.74	18.65	18.54		
10+15	1	49	1	0		21.95	21.84	23.58		
10+15	50	0	75	0	64-QAM	19.05	18.95	19.65	20.04	0.1009
10+15	1	0	1	74		18.62	18.58	18.46		
10+15	1	49	1	0		19.08	19.15	20.91		
10+15	50	0	75	0	256-QAM	18.10	17.97	18.71	19.02	0.0798
10+15	1	0	1	74		18.50	18.41	18.47		
10+15	1	49	1	0		18.03	17.94	19.89		
15+15	75	0	75	0	QPSK	20.98	21.62	20.14	23.09	0.2037
15+15	1	0	1	74		18.30	18.24	18.21		
15+15	1	74	1	0		22.83	21.62	23.96		
15+15	75	0	75	0	16-QAM	19.94	20.42	19.24	22.56	0.1803
15+15	1	0	1	74		18.65	19.58	18.56		
15+15	1	74	1	0		22.23	23.04	23.43		
15+15	75	0	75	0	64-QAM	18.99	19.48	18.31	19.97	0.0993
15+15	1	0	1	74		18.53	19.41	18.41		
15+15	1	74	1	0		19.37	20.45	20.84		
15+15	75	0	75	0	256-QAM	18.02	18.51	17.41	21.10	0.1288
15+15	1	0	1	74		18.20	18.44	17.60		
15+15	1	74	1	0		18.34	21.97	19.83		
Limit	EIRP < 1W					Result			Pass	

LTE Band 7C_CA Maximum Average Power [dBm] (GT - LC = -0.39 dB)										
BW [MHz]	PCC		SCC		Mod	Lowest	Middle	Highest	EIRP (dBm)	EIRP (W)
	RB Size	RB Offset	RB Size	RB Offset						
20+20	100	0	100	0	QPSK	22.57	22.47	22.59	24.17	0.2612
20+20	1	0	1	99		16.18	15.87	15.95		
20+20	1	99	1	0		24.30	24.44	24.56		
20+20	100	0	100	0	16-QAM	21.75	21.34	21.64	23.62	0.2301
20+20	1	0	1	99		16.58	16.00	16.30		
20+20	1	99	1	0		23.67	23.88	24.01		
20+20	100	0	100	0	64-QAM	21.51	21.29	21.62	22.31	0.1702
20+20	1	0	1	99		16.31	16.17	16.25		
20+20	1	99	1	0		22.52	22.70	22.41		
20+20	100	0	100	0	256-QAM	19.61	19.49	19.56	19.40	0.0871
20+20	1	0	1	99		16.44	16.19	15.98		
20+20	1	99	1	0		19.50	19.60	19.79		
20+15	100	0	75	0	QPSK	22.53	22.61	22.62	24.16	0.2606
20+15	1	0	1	74		16.19	15.77	15.96		
20+15	1	99	1	0		24.30	24.55	24.47		
20+15	100	0	75	0	16-QAM	21.60	21.54	21.62	23.78	0.2388
20+15	1	0	1	74		16.72	16.18	16.70		
20+15	1	99	1	0		23.98	24.17	23.97		
20+15	100	0	75	0	64-QAM	21.55	21.59	21.61	22.48	0.1770
20+15	1	0	1	74		16.41	16.38	16.46		
20+15	1	99	1	0		22.59	22.87	22.60		
20+15	100	0	75	0	256-QAM	19.51	19.49	19.65	19.42	0.0875
20+15	1	0	1	74		16.04	15.95	16.20		
20+15	1	99	1	0		19.61	19.81	19.66		
15+20	75	0	100	0	QPSK	22.59	22.49	22.59	23.94	0.2477
15+20	1	0	1	99		16.17	15.77	16.03		
15+20	1	74	1	0		24.25	24.32	24.33		
15+20	75	0	100	0	16-QAM	21.67	21.52	21.62	23.47	0.2223
15+20	1	0	1	99		16.83	16.25	16.61		
15+20	1	74	1	0		23.83	23.78	23.86		
15+20	75	0	100	0	64-QAM	21.63	21.53	21.57	22.33	0.1710
15+20	1	0	1	99		16.35	16.22	16.10		
15+20	1	74	1	0		22.63	22.72	22.56		
15+20	75	0	100	0	256-QAM	19.50	19.38	19.53	19.23	0.0838
15+20	1	0	1	99		16.32	15.79	16.11		
15+20	1	74	1	0		19.26	19.62	19.45		
Limit	EIRP < 2W					Result			Pass	

LTE Band 7C_CA Maximum Average Power [dBm] (GT - LC = -0.39 dB)										
BW [MHz]	PCC		SCC		Mod	Lowest	Middle	Highest	EIRP (dBm)	EIRP (W)
	RB Size	RB Offset	RB Size	RB Offset						
20+10	100	0	75	0	QPSK	22.42	22.50	22.40	24.15	0.2600
20+10	1	0	1	74		16.11	15.76	16.11		
20+10	1	99	1	0		24.54	24.49	24.20		
20+10	100	0	75	0	16-QAM	21.41	21.50	21.45	23.49	0.2234
20+10	1	0	1	74		16.69	16.25	16.63		
20+10	1	99	1	0		23.68	23.85	23.88		
20+10	100	0	75	0	64-QAM	21.52	21.49	21.49	22.29	0.1694
20+10	1	0	1	74		16.36	16.18	16.33		
20+10	1	99	1	0		22.40	22.68	22.37		
20+10	100	0	75	0	256-QAM	19.62	19.55	19.58	19.26	0.0843
20+10	1	0	1	74		16.52	16.14	16.36		
20+10	1	99	1	0		19.46	19.65	19.45		
10+20	75	0	100	0	QPSK	22.61	22.34	22.64	24.42	0.2767
10+20	1	0	1	99		16.16	15.71	16.20		
10+20	1	74	1	0		24.18	24.81	24.46		
10+20	75	0	100	0	16-QAM	21.58	21.42	21.67	23.32	0.2148
10+20	1	0	1	99		16.70	16.19	16.64		
10+20	1	74	1	0		23.51	23.68	23.71		
10+20	75	0	100	0	64-QAM	21.39	21.36	21.66	22.20	0.1660
10+20	1	0	1	99		16.29	16.05	16.42		
10+20	1	74	1	0		22.59	22.50	22.35		
10+20	75	0	100	0	256-QAM	19.72	19.50	19.64	19.37	0.0865
10+20	1	0	1	99		16.51	16.09	16.47		
10+20	1	74	1	0		19.57	19.50	19.76		
15+15	75	0	100	0	QPSK	22.54	22.42	22.52	24.01	0.2518
15+15	1	0	1	99		16.07	15.73	16.01		
15+15	1	74	1	0		24.20	24.40	24.40		
15+15	75	0	100	0	16-QAM	21.53	21.48	21.59	23.54	0.2259
15+15	1	0	1	99		16.75	16.08	16.47		
15+15	1	74	1	0		23.78	23.93	23.87		
15+15	75	0	100	0	64-QAM	21.47	21.46	21.55	22.39	0.1734
15+15	1	0	1	99		16.53	16.05	16.46		
15+15	1	74	1	0		22.63	22.78	22.26		
15+15	75	0	100	0	256-QAM	19.58	19.56	19.62	19.30	0.0851
15+15	1	0	1	99		16.39	16.08	16.31		
15+15	1	74	1	0		19.69	19.69	19.66		
Limit	EIRP < 2W					Result			Pass	

LTE Band 7C_CA Maximum Average Power [dBm] (GT - LC = -0.39 dB)										
BW [MHz]	PCC		SCC		Mod	Lowest	Middle	Highest	EIRP (dBm)	EIRP (W)
	RB Size	RB Offset	RB Size	RB Offset						
15+10	75	0	100	0	QPSK	22.54	22.47	22.39	24.10	0.2570
15+10	1	0	1	99		16.18	15.92	16.09		
15+10	1	74	1	0		24.24	24.49	24.11		
15+10	75	0	100	0	16-QAM	21.60	21.49	21.51	23.63	0.2307
15+10	1	0	1	99		16.56	16.33	16.58		
15+10	1	74	1	0		23.73	24.02	23.57		
15+10	75	0	100	0	64-QAM	21.60	21.59	21.40	22.74	0.1879
15+10	1	0	1	99		16.47	16.14	16.31		
15+10	1	74	1	0		22.45	23.13	22.46		
15+10	75	0	100	0	256-QAM	19.56	19.51	19.54	19.37	0.0865
15+10	1	0	1	99		16.31	16.06	16.26		
15+10	1	74	1	0		19.76	19.62	19.25		
Limit	EIRP < 2W					Result			Pass	

LTE Band 38C_CA Maximum Average Power [dBm] (GT - LC = -0.1 dB)										
BW [MHz]	PCC		SCC		Mod	Lowest	Middle	Highest	EIRP (dBm)	EIRP (W)
	RB Size	RB Offset	RB Size	RB Offset						
20+20	100	0	100	0	QPSK	23.11	23.13	23.15	24.76	0.2992
20+20	1	0	1	99		16.59	16.56	16.57		
20+20	1	99	1	0		24.85	24.82	24.86		
20+20	100	0	100	0	16-QAM	22.17	22.21	22.20	23.93	0.2472
20+20	1	0	1	99		16.49	16.57	16.48		
20+20	1	99	1	0		23.94	23.91	24.03		
20+20	100	0	100	0	64-QAM	22.13	22.15	22.19	22.89	0.1945
20+20	1	0	1	99		16.57	16.55	16.58		
20+20	1	99	1	0		22.94	22.94	22.99		
20+20	100	0	100	0	256-QAM	20.16	20.19	20.21	20.11	0.1026
20+20	1	0	1	99		16.47	16.44	16.61		
20+20	1	99	1	0		19.82	19.91	20.11		
15+15	75	0	75	0	QPSK	23.08	23.12	23.19	24.79	0.3013
15+15	1	0	1	74		16.54	16.57	16.61		
15+15	1	74	1	0		24.83	24.84	24.89		
15+15	75	0	75	0	16-QAM	22.11	22.13	22.21	24.04	0.2535
15+15	1	0	1	74		16.45	16.78	16.58		
15+15	1	74	1	0		23.90	23.88	24.14		
15+15	75	0	75	0	64-QAM	22.07	22.15	22.20	22.99	0.1991
15+15	1	0	1	74		16.52	16.56	16.60		
15+15	1	74	1	0		22.89	22.93	23.09		
15+15	75	0	75	0	256-QAM	20.11	20.19	20.26	20.16	0.1038
15+15	1	0	1	74		16.40	16.43	16.49		
15+15	1	74	1	0		19.88	19.94	20.02		
Limit	EIRP < 2W					Result			Pass	

LTE Band 41C(HPUE)_CA Maximum Average Power [dBm] (GT - LC = -0.1 dB)										
BW [MHz]	PCC		SCC		Mod	Lowest	Middle	Highest	EIRP (dBm)	EIRP (W)
	RB Size	RB Offset	RB Size	RB Offset						
20+20	100	0	100	0	QPSK	21.38	21.38	23.74	25.31	0.3396
20+20	1	0	1	99		16.88	16.82	17.17		
20+20	1	99	1	0		25.09	25.05	25.41		
20+20	100	0	100	0	16-QAM	20.43	20.40	22.75	24.33	0.2710
20+20	1	0	1	99		16.84	16.83	17.11		
20+20	1	99	1	0		24.18	24.09	24.43		
20+20	100	0	100	0	64-QAM	22.49	22.43	22.78	23.44	0.2208
20+20	1	0	1	99		16.97	16.85	17.14		
20+20	1	99	1	0		23.23	23.20	23.54		
20+20	100	0	100	0	256-QAM	20.47	20.43	20.79	20.69	0.1172
20+20	1	0	1	99		16.79	16.76	17.08		
20+20	1	99	1	0		20.14	20.13	20.46		
20+15	100	0	75	0	QPSK	21.40	21.39	23.69	25.29	0.3381
20+15	1	0	1	74		16.86	16.83	17.13		
20+15	1	99	1	0		25.10	25.09	25.39		
20+15	100	0	75	0	16-QAM	20.41	20.41	22.72	24.35	0.2723
20+15	1	0	1	74		16.76	16.81	17.12		
20+15	1	99	1	0		24.32	24.35	24.45		
20+15	100	0	75	0	64-QAM	22.48	22.45	22.74	23.44	0.2208
20+15	1	0	1	74		16.85	16.83	17.13		
20+15	1	99	1	0		23.23	23.26	23.54		
20+15	100	0	75	0	256-QAM	20.47	20.45	20.75	20.65	0.1161
20+15	1	0	1	74		16.72	16.74	17.03		
20+15	1	99	1	0		20.18	20.15	20.47		
15+20	75	0	100	0	QPSK	21.39	21.34	23.68	25.29	0.3381
15+20	1	0	1	99		16.79	16.75	17.08		
15+20	1	74	1	0		25.07	25.05	25.39		
15+20	75	0	100	0	16-QAM	20.41	20.39	22.72	24.49	0.2812
15+20	1	0	1	99		16.81	16.74	17.05		
15+20	1	74	1	0		24.08	24.27	24.59		
15+20	75	0	100	0	64-QAM	22.42	22.37	22.68	23.44	0.2208
15+20	1	0	1	99		16.83	16.80	17.09		
15+20	1	74	1	0		23.21	23.21	23.54		
15+20	75	0	100	0	256-QAM	20.47	20.40	20.74	20.64	0.1159
15+20	1	0	1	99		16.70	16.69	16.98		
15+20	1	74	1	0		20.12	20.08	20.44		
Limit	EIRP < 2W					Result			Pass	

LTE Band 41C(HPUE)_CA Maximum Average Power [dBm] (GT - LC = -0.1 dB)										
BW [MHz]	PCC		SCC		Mod	Lowest	Middle	Highest	EIRP (dBm)	EIRP (W)
	RB Size	RB Offset	RB Size	RB Offset						
20+10	100	0	50	0	QPSK	21.30	21.24	23.64	25.26	0.3357
20+10	1	0	1	49		16.76	16.70	17.12		
20+10	1	99	1	0		25.07	25.03	25.36		
20+10	100	0	50	0	16-QAM	20.35	20.27	22.69	24.30	0.2692
20+10	1	0	1	49		16.75	16.70	17.11		
20+10	1	99	1	0		24.32	24.31	24.40		
20+10	100	0	50	0	64-QAM	22.41	22.33	22.72	23.43	0.2203
20+10	1	0	1	49		16.78	16.72	17.12		
20+10	1	99	1	0		23.23	23.18	23.53		
20+10	100	0	50	0	256-QAM	20.43	20.33	20.72	20.62	0.1153
20+10	1	0	1	49		16.67	16.66	17.04		
20+10	1	99	1	0		20.15	20.08	20.46		
10+20	50	0	100	0	QPSK	21.35	21.34	23.61	25.15	0.3273
10+20	1	0	1	99		16.76	16.79	16.97		
10+20	1	49	1	0		25.06	24.97	25.25		
10+20	50	0	100	0	16-QAM	20.37	20.37	22.64	24.21	0.2636
10+20	1	0	1	99		16.76	16.76	16.89		
10+20	1	49	1	0		24.09	24.02	24.31		
10+20	50	0	100	0	64-QAM	22.44	22.39	22.53	23.32	0.2148
10+20	1	0	1	99		16.78	16.84	17.14		
10+20	1	49	1	0		23.20	23.13	23.42		
10+20	50	0	100	0	256-QAM	20.39	20.40	20.57	20.47	0.1114
10+20	1	0	1	99		16.67	16.65	16.88		
10+20	1	49	1	0		20.17	20.03	20.32		
20+5	100	0	25	0	QPSK	21.39	21.37	23.65	25.23	0.3334
20+5	1	0	1	24		16.85	16.84	17.11		
20+5	1	99	1	0		25.13	25.12	25.33		
20+5	100	0	25	0	16-QAM	20.44	20.41	22.71	24.67	0.2931
20+5	1	0	1	24		16.87	16.83	17.06		
20+5	1	99	1	0		24.20	24.18	24.77		
20+5	100	0	25	0	64-QAM	22.47	22.43	22.70	23.44	0.2208
20+5	1	0	1	24		16.90	16.85	17.12		
20+5	1	99	1	0		23.30	23.30	23.54		
20+5	100	0	25	0	256-QAM	20.50	20.46	20.73	20.63	0.1156
20+5	1	0	1	24		16.79	16.73	17.01		
20+5	1	99	1	0		20.22	20.22	20.51		
Limit	EIRP < 2W					Result			Pass	

LTE Band 41C(HPUE)_CA Maximum Average Power [dBm] (GT - LC = -0.1 dB)										
BW [MHz]	PCC		SCC		Mod	Lowest	Middle	Highest	EIRP (dBm)	EIRP (W)
	RB Size	RB Offset	RB Size	RB Offset						
5+20	25	0	100	0	QPSK	21.43	21.34	23.68	25.32	0.3404
5+20	1	0	1	99		16.89	16.81	17.04		
5+20	1	24	1	0		25.22	25.03	25.42		
5+20	25	0	100	0	16-QAM	20.47	20.38	22.64	24.33	0.2710
5+20	1	0	1	99		16.88	16.81	17.04		
5+20	1	24	1	0		24.43	24.31	24.42		
5+20	25	0	100	0	64-QAM	22.54	22.42	22.67	23.49	0.2234
5+20	1	0	1	99		16.90	16.83	17.10		
5+20	1	24	1	0		22.58	23.24	23.59		
5+20	25	0	100	0	256-QAM	20.54	20.45	20.72	20.62	0.1153
5+20	1	0	1	99		16.79	16.78	17.03		
5+20	1	24	1	0		20.28	20.19	20.49		
15+10	75	0	50	0	QPSK	21.43	21.34	23.68	25.27	0.3365
15+10	1	0	1	49		16.86	16.77	17.12		
15+10	1	74	1	0		25.13	25.07	25.37		
15+10	75	0	50	0	16-QAM	20.46	20.38	22.70	24.26	0.2667
15+10	1	0	1	49		16.85	16.78	17.09		
15+10	1	74	1	0		24.13	24.08	24.36		
15+10	75	0	50	0	64-QAM	22.46	22.40	22.70	23.43	0.2203
15+10	1	0	1	49		16.86	16.79	17.14		
15+10	1	74	1	0		23.41	23.25	23.53		
15+10	75	0	50	0	256-QAM	20.51	20.44	20.78	20.68	0.1169
15+10	1	0	1	49		16.75	16.72	17.02		
15+10	1	74	1	0		20.15	20.11	20.43		
10+15	50	0	75	0	QPSK	21.42	21.32	23.64	25.25	0.3350
10+15	1	0	1	74		16.86	16.80	17.11		
10+15	1	49	1	0		25.13	25.03	25.35		
10+15	50	0	75	0	16-QAM	20.42	20.33	22.64	24.54	0.2844
10+15	1	0	1	74		16.84	16.74	17.06		
10+15	1	49	1	0		24.15	24.06	24.64		
10+15	50	0	75	0	64-QAM	22.48	22.36	22.70	23.43	0.2203
10+15	1	0	1	74		16.86	16.79	16.82		
10+15	1	49	1	0		23.27	23.17	23.53		
10+15	50	0	75	0	256-QAM	20.48	20.39	20.71	20.61	0.1151
10+15	1	0	1	74		16.75	16.68	17.00		
10+15	1	49	1	0		20.17	20.07	20.42		
Limit	EIRP < 2W					Result			Pass	

LTE Band 41C(HPUE)_CA Maximum Average Power [dBm] (GT - LC = -0.1 dB)										
BW [MHz]	PCC		SCC		Mod	Lowest	Middle	Highest	EIRP (dBm)	EIRP (W)
	RB Size	RB Offset	RB Size	RB Offset						
15+15	75	0	75	0	QPSK	20.40	20.35	23.66	25.22	0.3327
15+15	1	0	1	74		16.74	16.77	17.07		
15+15	1	74	1	0		25.04	25.03	25.32		
15+15	75	0	75	0	16-QAM	20.37	20.35	22.64	24.47	0.2799
15+15	1	0	1	74		16.77	16.74	17.04		
15+15	1	74	1	0		24.05	24.21	24.57		
15+15	75	0	75	0	64-QAM	22.39	22.38	22.66	23.39	0.2183
15+15	1	0	1	74		16.77	16.79	17.08		
15+15	1	74	1	0		23.18	23.18	23.49		
15+15	75	0	75	0	256-QAM	20.42	20.39	20.70	20.60	0.1148
15+15	1	0	1	74		16.70	16.67	16.97		
15+15	1	74	1	0		20.10	20.06	20.43		
Limit	EIRP < 2W					Result			Pass	

LTE Band 2

Peak-to-Average Ratio

Mode	LTE Band 2 / 20MHz				
Mod.	QPSK	16QAM	64QAM	256QAM	Limit: 13dB
RB Size	Full RB	Full RB	Full RB	Full RB	Result
Middle CH	4.38	5.30	5.97	6.38	PASS

LTE Band 2 / 20MHz / QPSK	LTE Band 2 / 20MHz / 16QAM
Middle Channel / Full RB	Middle Channel / Full RB
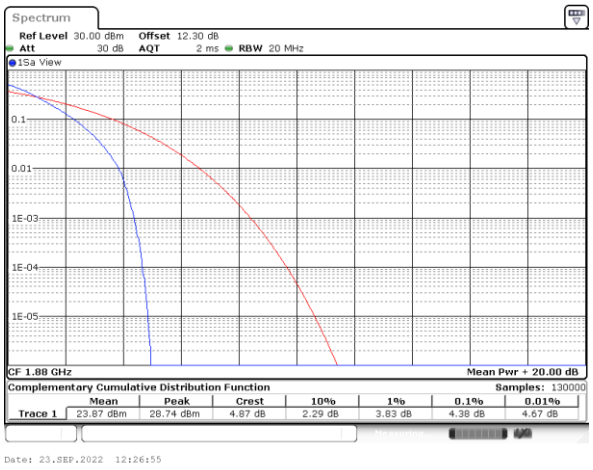	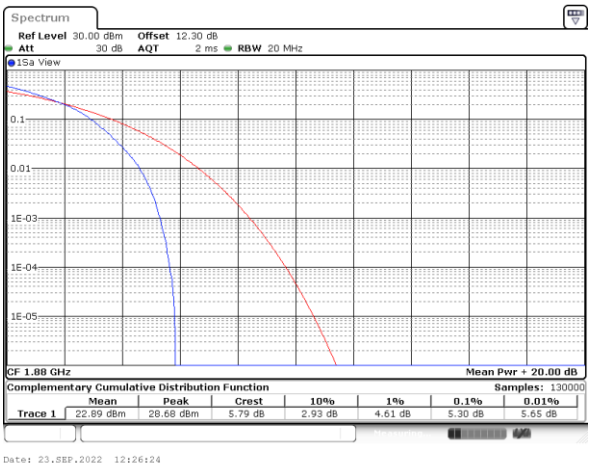
LTE Band 2 / 20MHz / 64QAM	LTE Band 2 / 20MHz / 256QAM
Middle Channel / Full RB	Middle Channel / Full RB
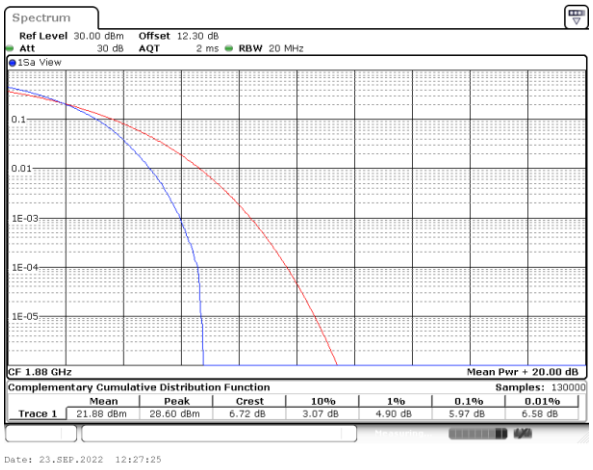	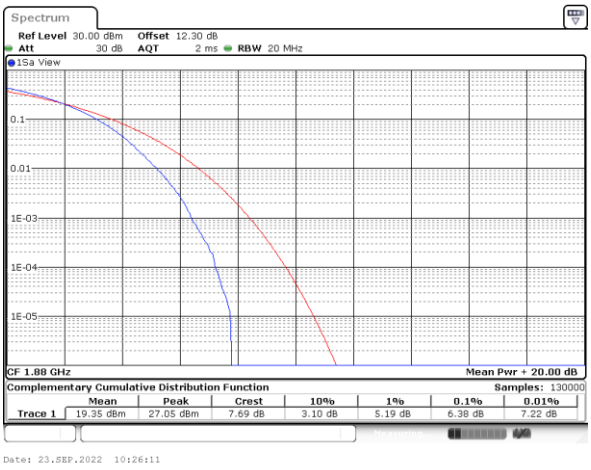

26dB Bandwidth

Mode	LTE Band 2 : 26dB BW(MHz)											
BW	1.4MHz		3MHz		5MHz		10MHz		15MHz		20MHz	
Mod.	QPSK	16QAM	QPSK	16QAM	QPSK	16QAM	QPSK	16QAM	QPSK	16QAM	QPSK	16QAM
Middle CH	1.19	1.23	3.05	3.02	4.89	4.92	9.75	9.81	14.33	14.51	18.90	18.90
Mode	LTE Band 2 : 26dB BW(MHz)											
BW	1.4MHz		3MHz		5MHz		10MHz		15MHz		20MHz	
Mod.	64QAM	256QAM	64QAM	256QAM	64QAM	256QAM	64QAM	256QAM	64QAM	256QAM	64QAM	256QAM
Middle CH	1.24	1.21	3.03	3.00	4.88	4.92	9.65	9.83	14.60	14.27	19.02	19.06

LTE Band 2

Middle Channel / 1.4MHz / QPSK

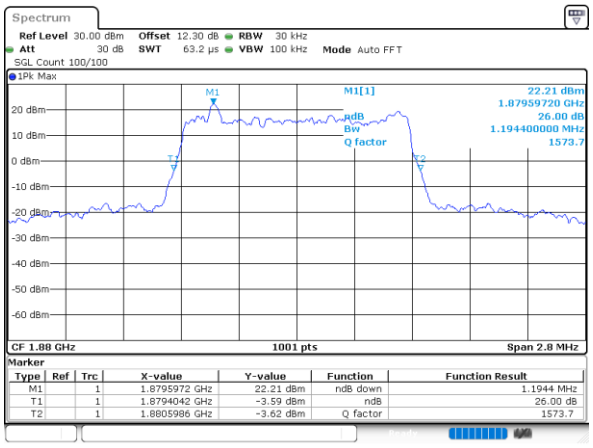

Middle Channel / 1.4MHz / 16QAM

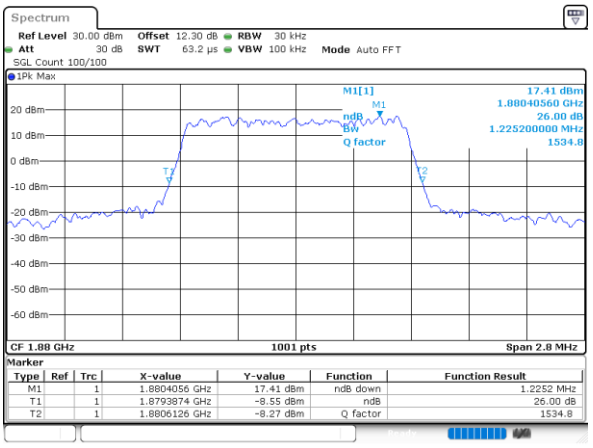

Middle Channel / 3MHz / QPSK

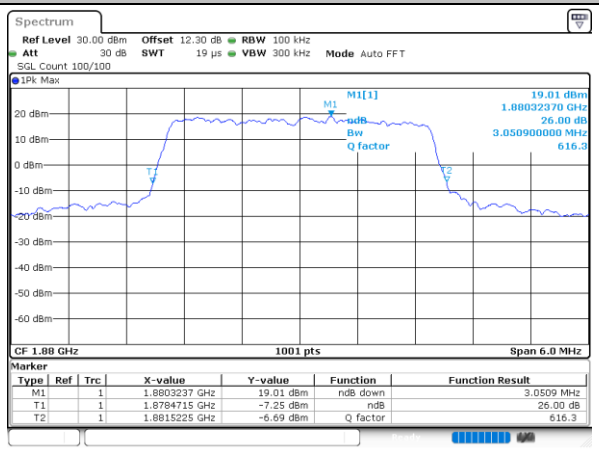

Middle Channel / 3MHz / 16QAM

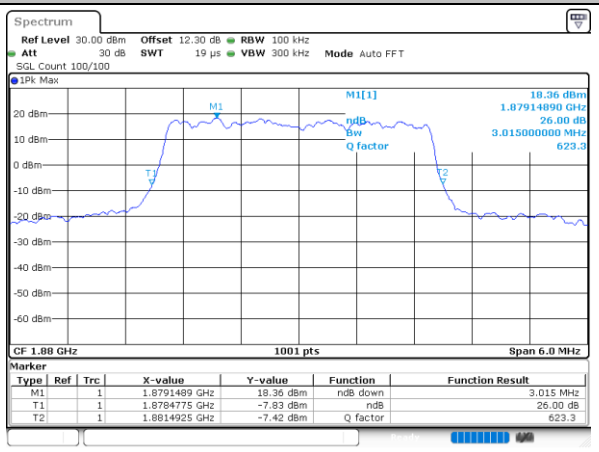

Middle Channel / 5MHz / QPSK

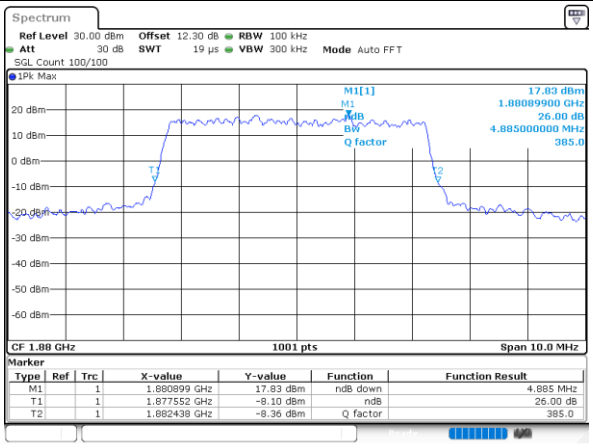

Middle Channel / 5MHz / 16QAM

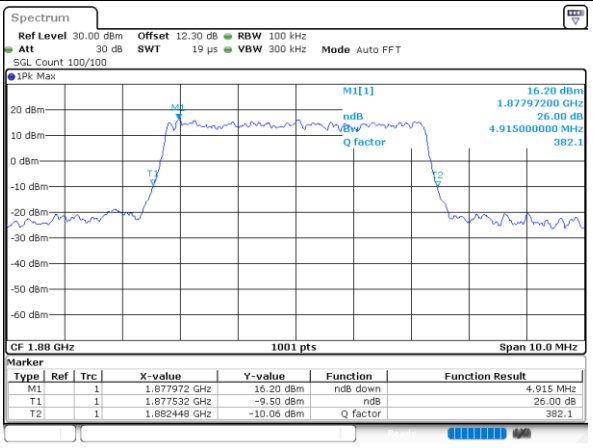

LTE Band 2

Middle Channel / 10MHz / QPSK

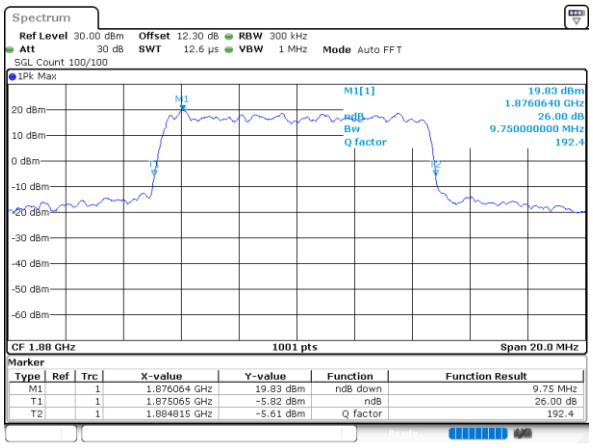

Middle Channel / 10MHz / 16QAM

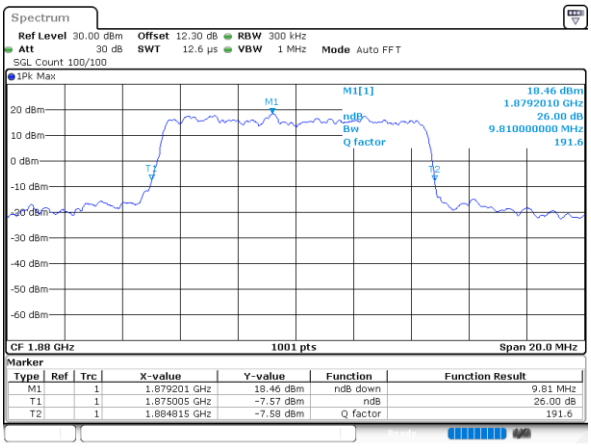

Middle Channel / 15MHz / QPSK

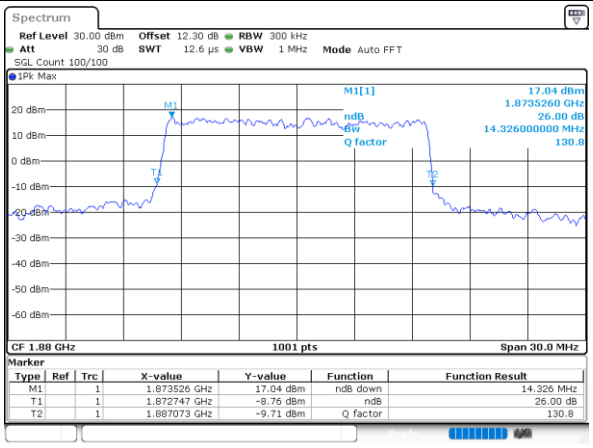

Middle Channel / 15MHz / 16QAM

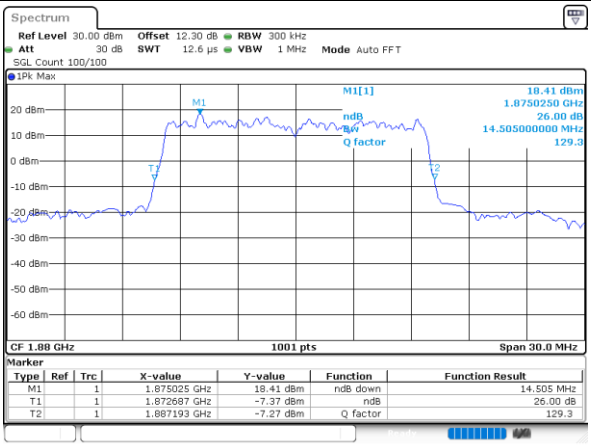

Middle Channel / 20MHz / QPSK

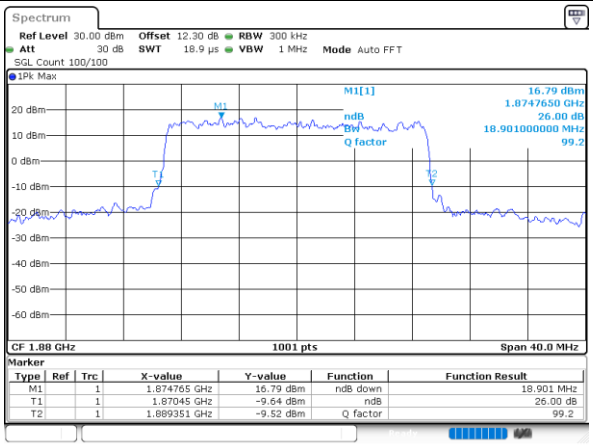

Middle Channel / 20MHz / 16QAM

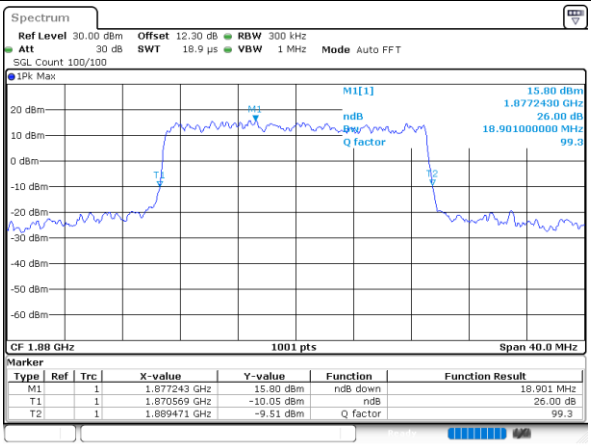

LTE Band 2

Middle Channel / 1.4MHz / 64QAM

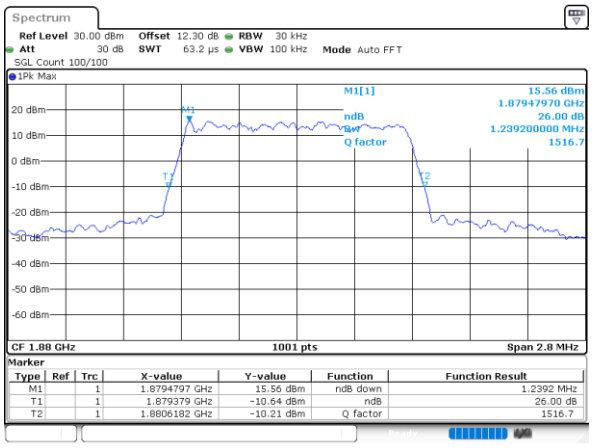

Middle Channel / 3MHz / 64QAM

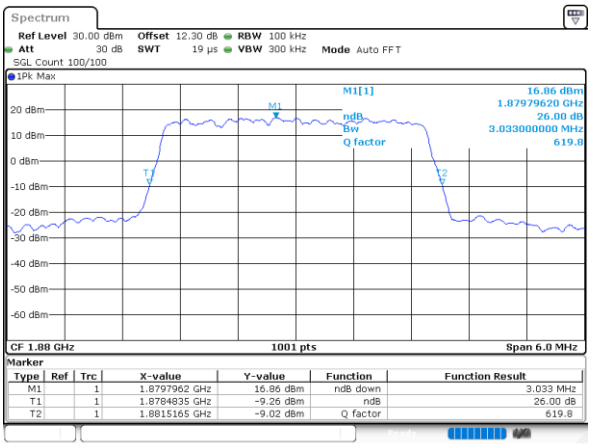

Middle Channel / 5MHz / 64QAM

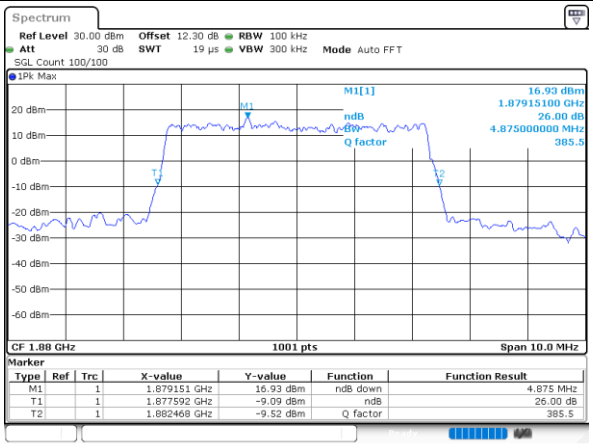

Middle Channel / 10MHz / 64QAM

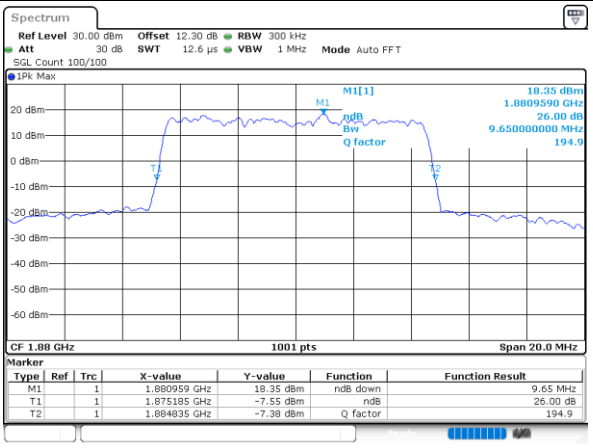

Middle Channel / 15MHz / 64QAM

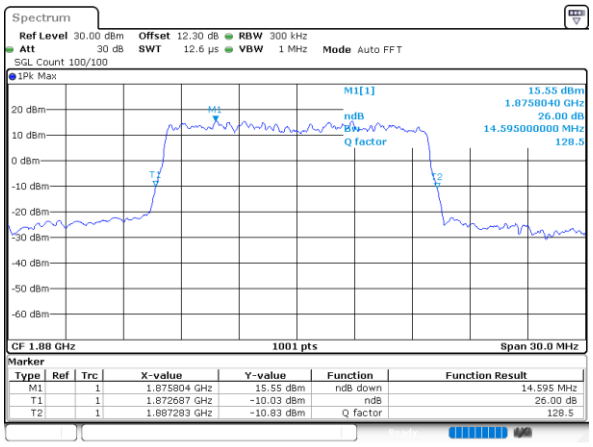

Middle Channel / 20MHz / 64QAM

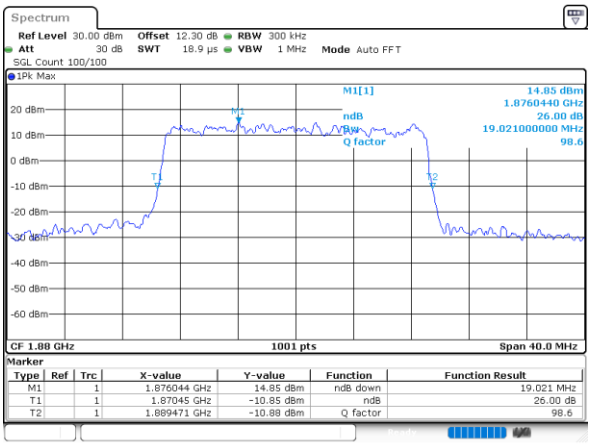

LTE Band 2

Middle Channel / 1.4MHz / 256QAM

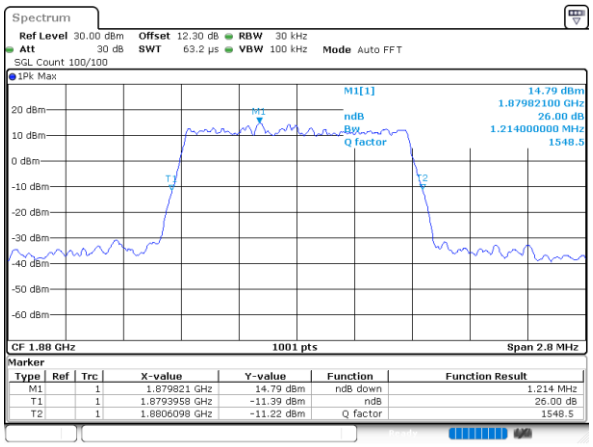

Middle Channel / 3MHz / 256QAM

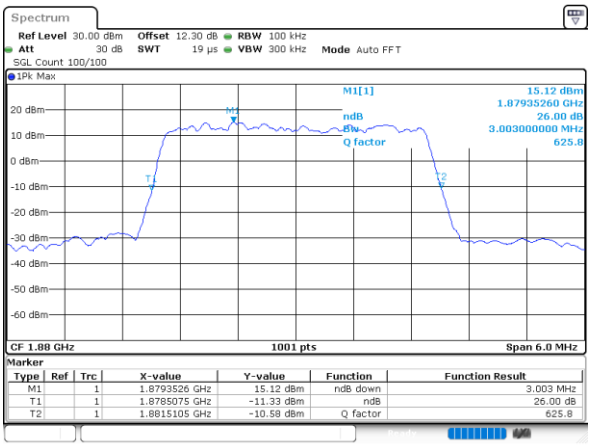

Middle Channel / 5MHz / 256QAM

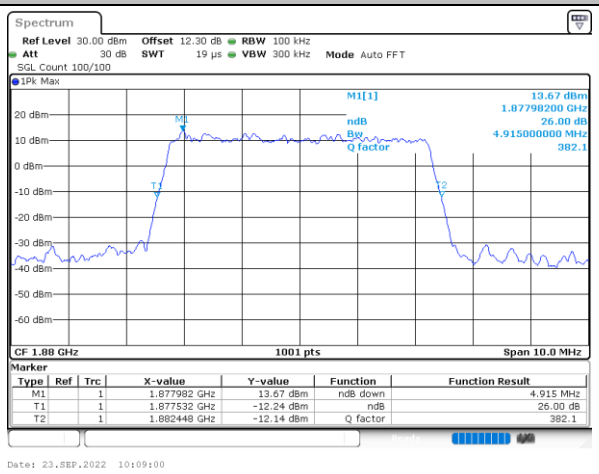

Middle Channel / 10MHz / 256QAM

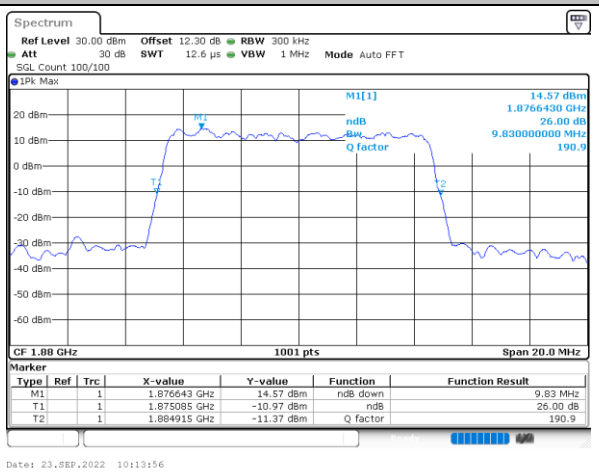

Middle Channel / 15MHz / 256QAM

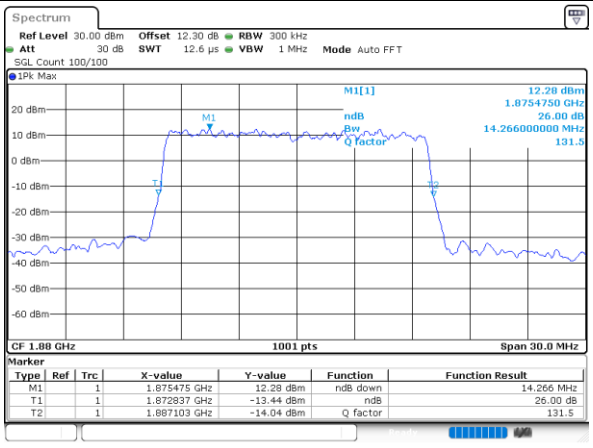

Middle Channel / 20MHz / 256QAM

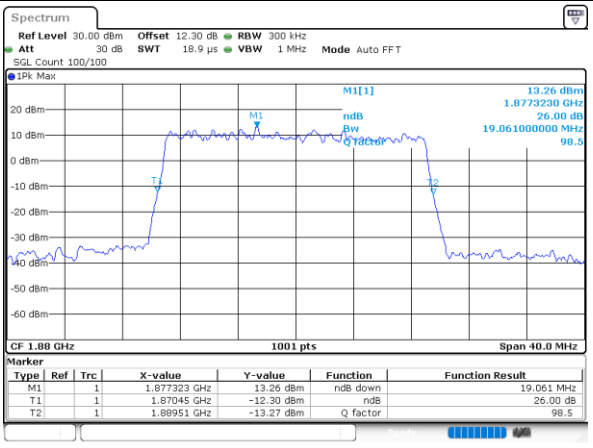

Occupied Bandwidth

Mode	LTE Band 2 : 99%OBW(MHz)											
BW	1.4MHz		3MHz		5MHz		10MHz		15MHz		20MHz	
Mod.	QPSK	16QAM	QPSK	16QAM	QPSK	16QAM	QPSK	16QAM	QPSK	16QAM	QPSK	16QAM
Middle CH	1.09	1.10	2.72	2.73	4.50	4.49	9.05	9.03	13.43	13.43	17.94	17.90
Mode	LTE Band 2 : 99%OBW(MHz)											
BW	1.4MHz		3MHz		5MHz		10MHz		15MHz		20MHz	
Mod.	64QAM	256QAM	64QAM	256QAM	64QAM	256QAM	64QAM	256QAM	64QAM	256QAM	64QAM	256QAM
Middle CH	1.10	1.09	2.73	2.73	4.49	4.49	9.11	9.03	13.49	13.46	17.90	17.94

LTE Band 2

Middle Channel / 1.4MHz / QPSK

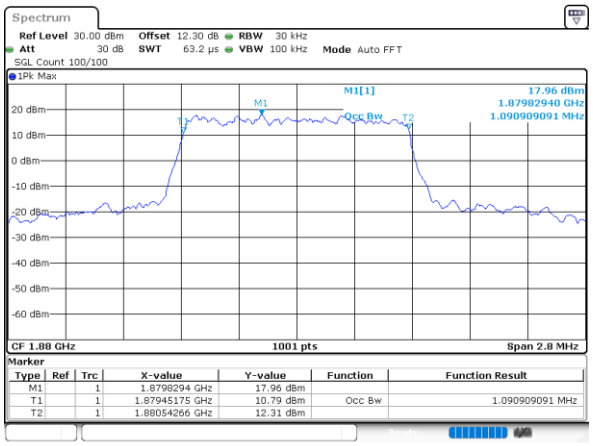

Middle Channel / 1.4MHz / 16QAM

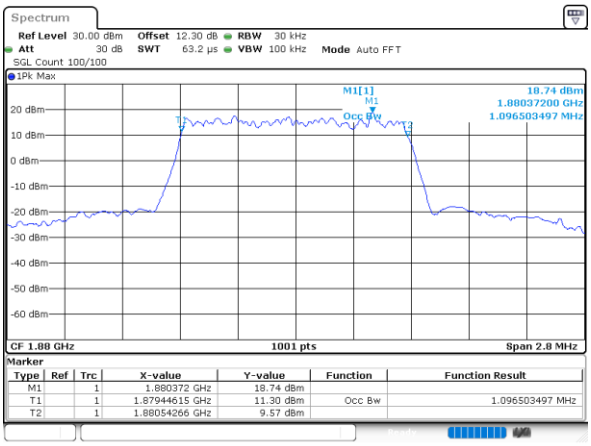

Middle Channel / 3MHz / QPSK

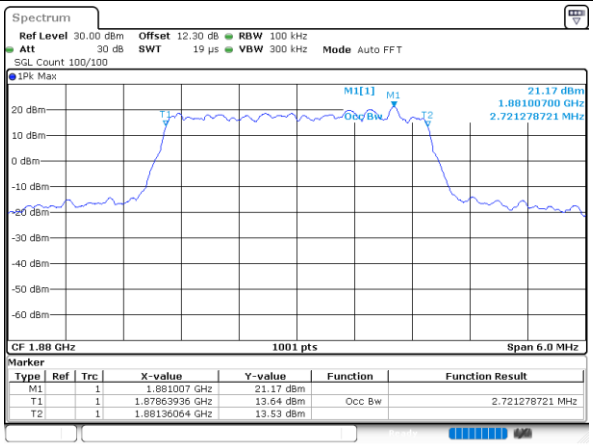

Middle Channel / 3MHz / 16QAM

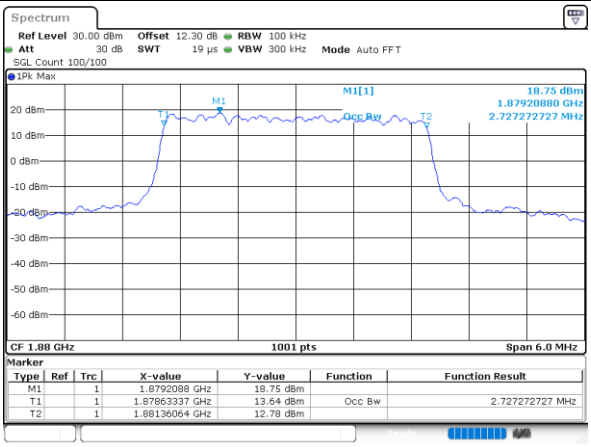

Middle Channel / 5MHz / QPSK

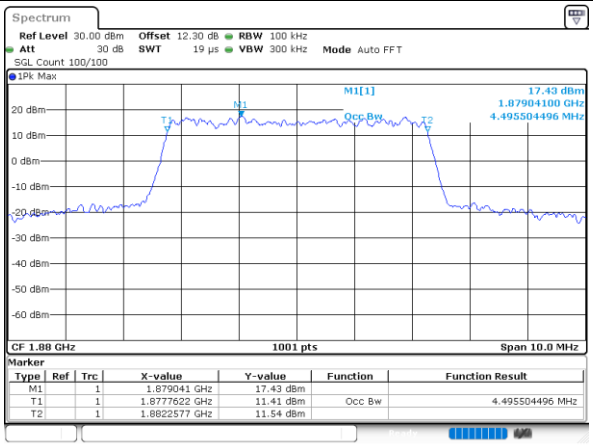

Middle Channel / 5MHz / 16QAM

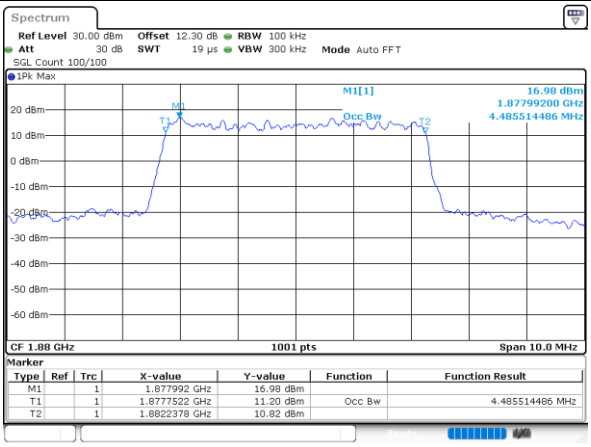

LTE Band 2

Middle Channel / 10MHz / QPSK

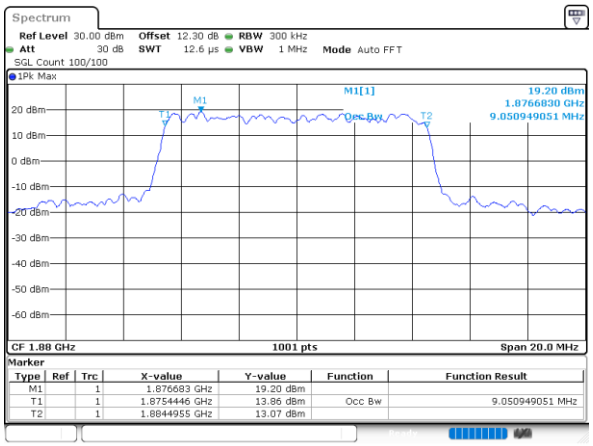

Date: 23.SEP.2022 11:25:25

Middle Channel / 10MHz / 16QAM

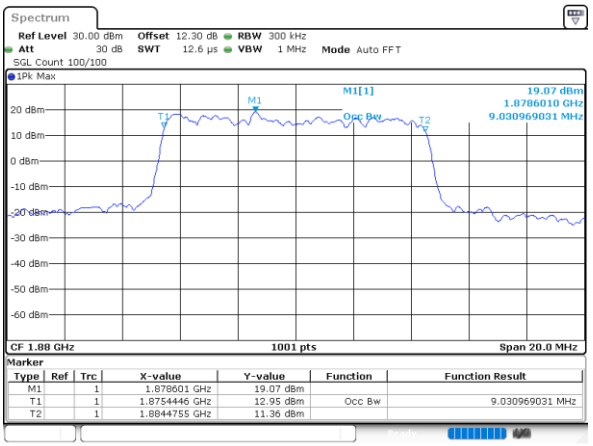

Date: 23.SEP.2022 11:25:54

Middle Channel / 15MHz / QPSK

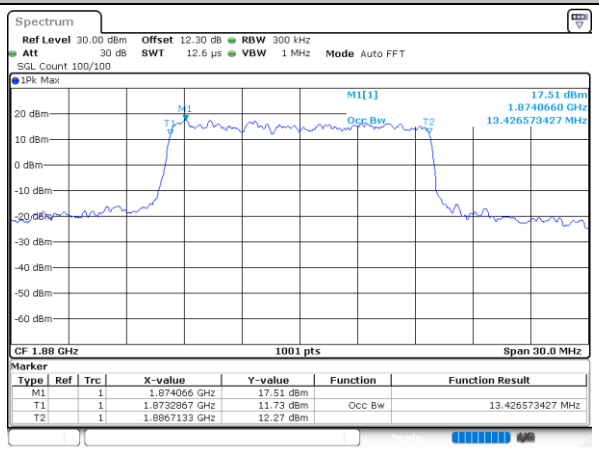

Date: 23.SEP.2022 11:39:41

Middle Channel / 15MHz / 16QAM

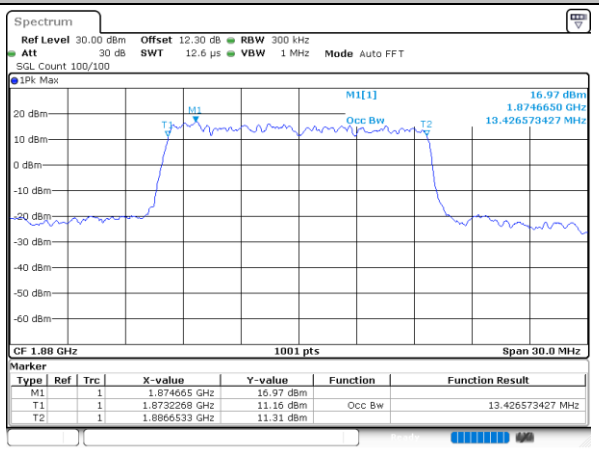

Date: 23.SEP.2022 11:40:10

Middle Channel / 20MHz / QPSK

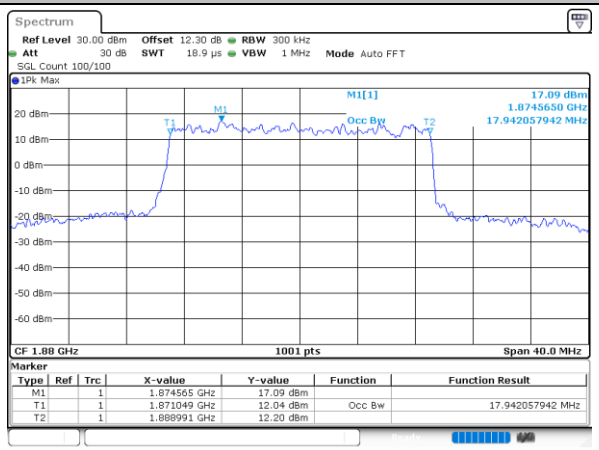

Date: 23.SEP.2022 11:53:56

Middle Channel / 20MHz / 16QAM

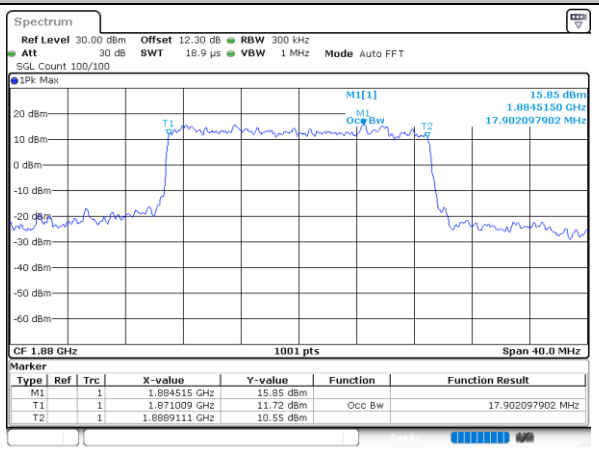

Date: 23.SEP.2022 11:54:24

LTE Band 2

Middle Channel / 1.4MHz / 64QAM

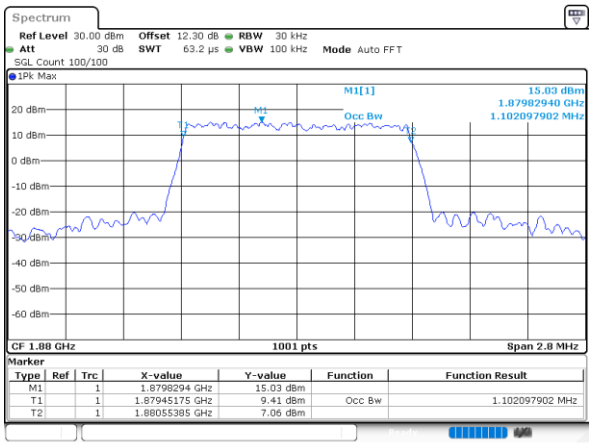

Middle Channel / 3MHz / 64QAM

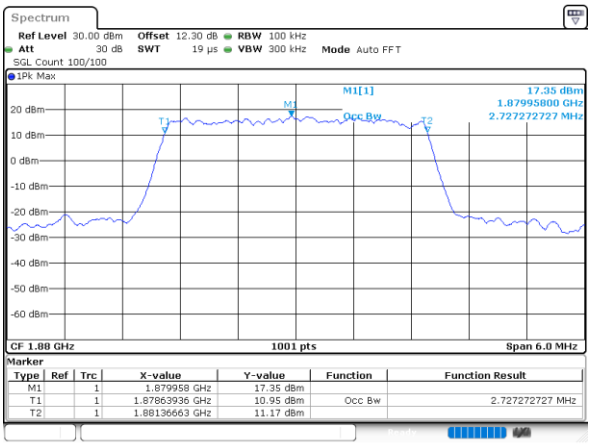

Middle Channel / 5MHz / 64QAM

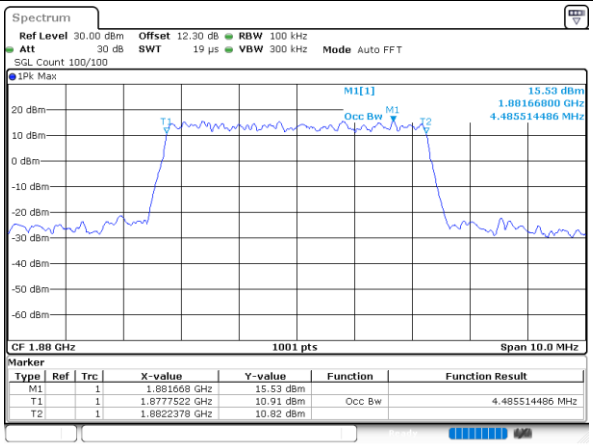

Middle Channel / 10MHz / 64QAM

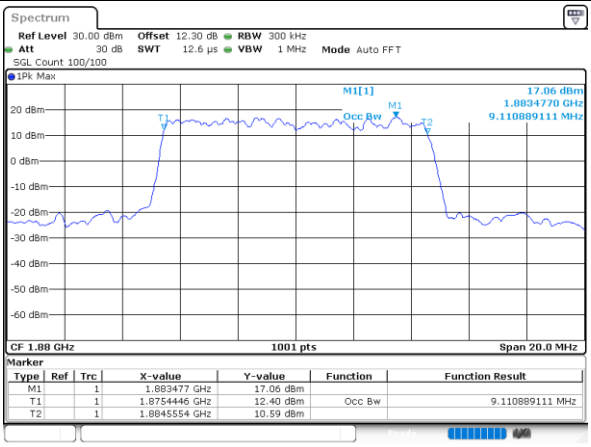

Middle Channel / 15MHz / 64QAM

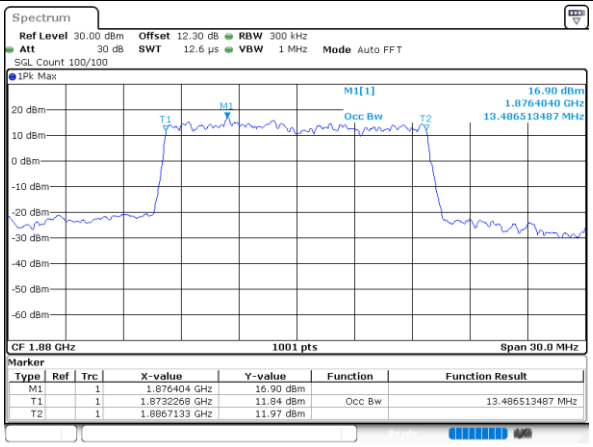

Middle Channel / 20MHz / 64QAM

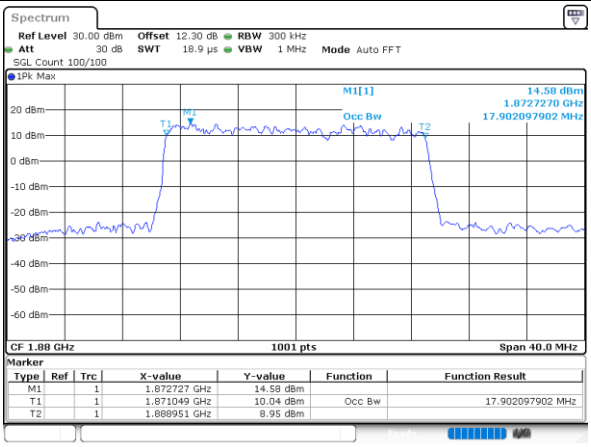

LTE Band 2

Middle Channel / 1.4MHz / 256QAM

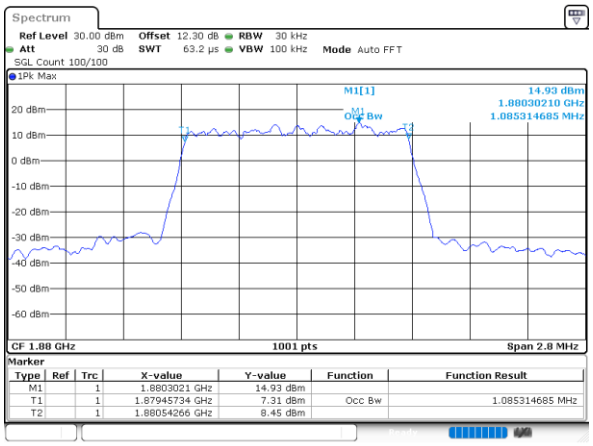

Middle Channel / 3MHz / 256QAM

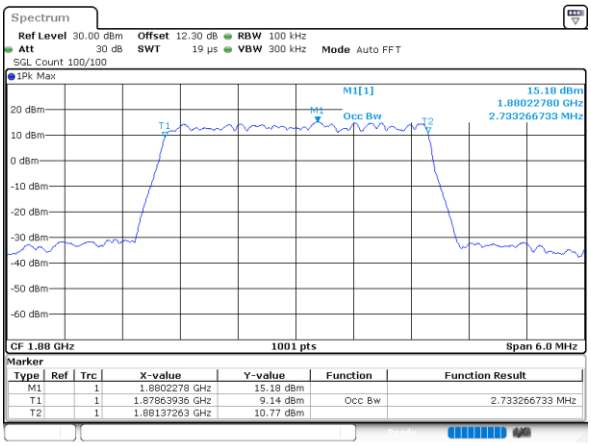

Middle Channel / 5MHz / 256QAM

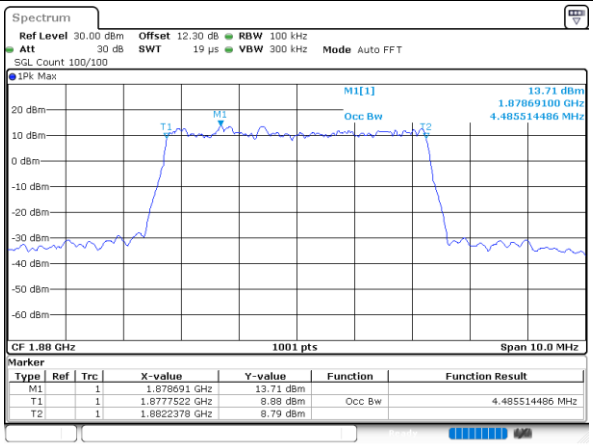

Middle Channel / 10MHz / 256QAM

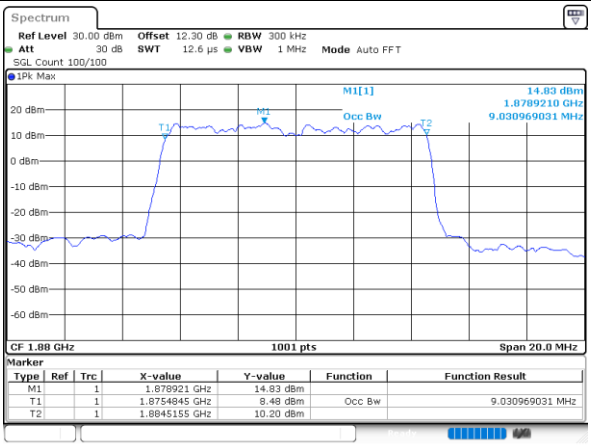

Middle Channel / 15MHz / 256QAM

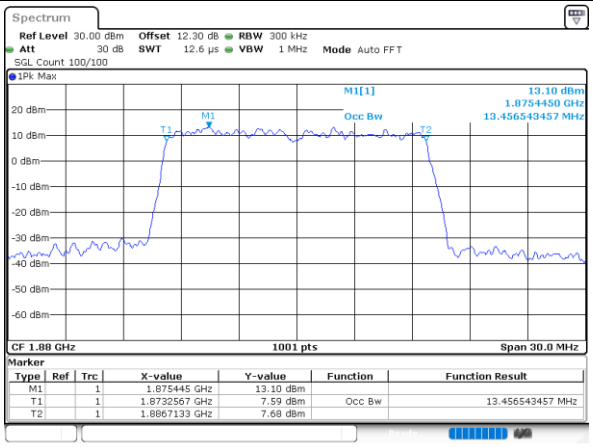

Middle Channel / 20MHz / 256QAM

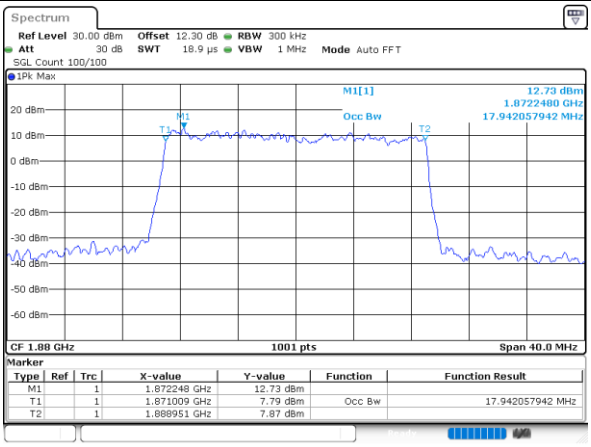

Conducted Band Edge

LTE Band 2 / 1.4MHz / QPSK

Lowest Band Edge / 1RB

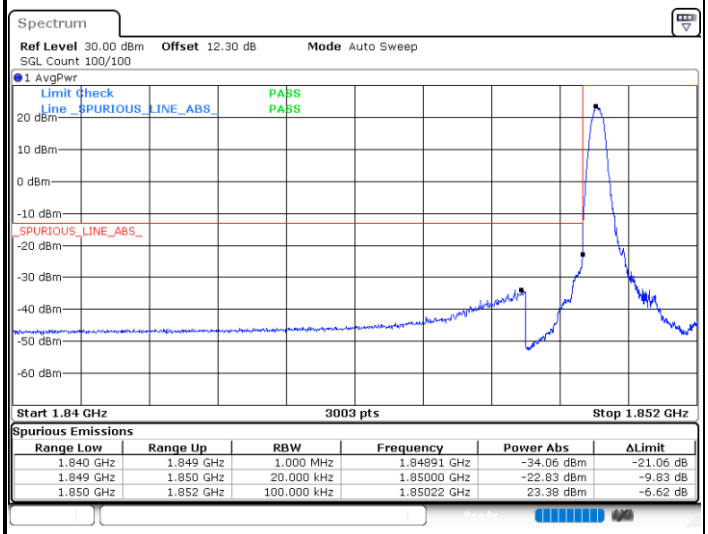

Spurious Emissions

Range Low	Range Up	RBW	Frequency	Power Abs	ΔLimit
1.840 GHz	1.849 GHz	1.000 MHz	1.84891 GHz	-34.06 dBm	-21.06 dB
1.849 GHz	1.850 GHz	20.000 kHz	1.85000 GHz	-22.83 dBm	-9.83 dB
1.850 GHz	1.852 GHz	100.000 kHz	1.85022 GHz	23.38 dBm	-6.62 dB

Date: 23.SEP.2022 13:39:19

Highest Band Edge / 1RB

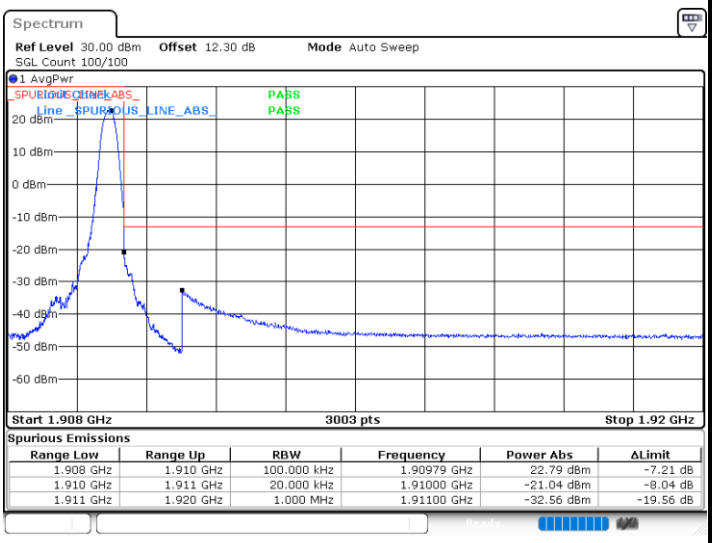

Spurious Emissions

Range Low	Range Up	RBW	Frequency	Power Abs	ΔLimit
1.908 GHz	1.910 GHz	100.000 kHz	1.90979 GHz	22.79 dBm	-7.21 dB
1.910 GHz	1.911 GHz	20.000 kHz	1.91000 GHz	-21.04 dBm	-8.04 dB
1.911 GHz	1.920 GHz	1.000 MHz	1.91100 GHz	-32.56 dBm	-19.56 dB

Date: 23.SEP.2022 10:46:17

Lowest Band Edge / Full RB

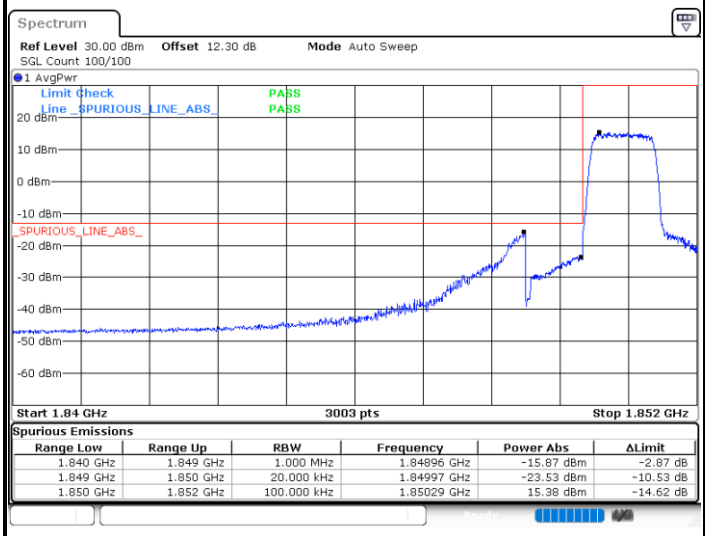

Spurious Emissions

Range Low	Range Up	RBW	Frequency	Power Abs	ΔLimit
1.840 GHz	1.849 GHz	1.000 MHz	1.84896 GHz	-15.87 dBm	-2.87 dB
1.849 GHz	1.850 GHz	20.000 kHz	1.84997 GHz	-23.53 dBm	-10.53 dB
1.850 GHz	1.852 GHz	100.000 kHz	1.85029 GHz	15.38 dBm	-14.62 dB

Date: 23.SEP.2022 10:39:27

Highest Band Edge / Full RB

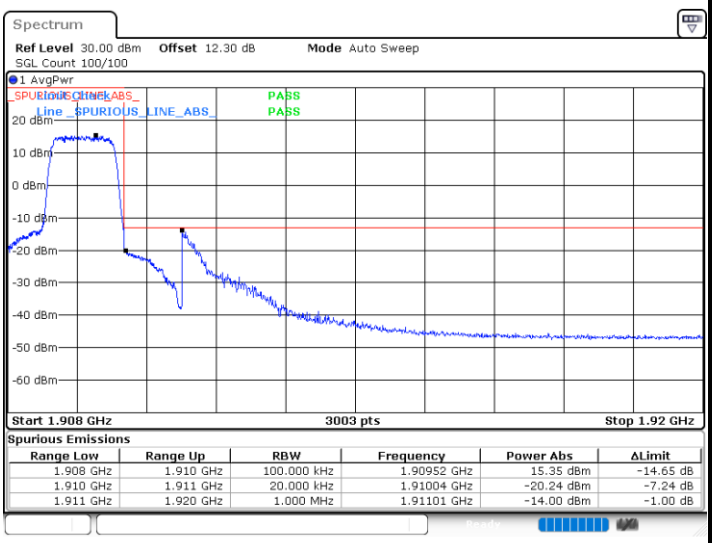

Spurious Emissions

Range Low	Range Up	RBW	Frequency	Power Abs	ΔLimit
1.908 GHz	1.910 GHz	100.000 kHz	1.90952 GHz	15.35 dBm	-14.65 dB
1.910 GHz	1.911 GHz	20.000 kHz	1.91004 GHz	-20.24 dBm	-7.24 dB
1.911 GHz	1.920 GHz	1.000 MHz	1.91101 GHz	-14.00 dBm	-1.00 dB

Date: 23.SEP.2022 10:48:15

LTE Band 2 / 1.4MHz / 16QAM

Lowest Band Edge / 1 RB

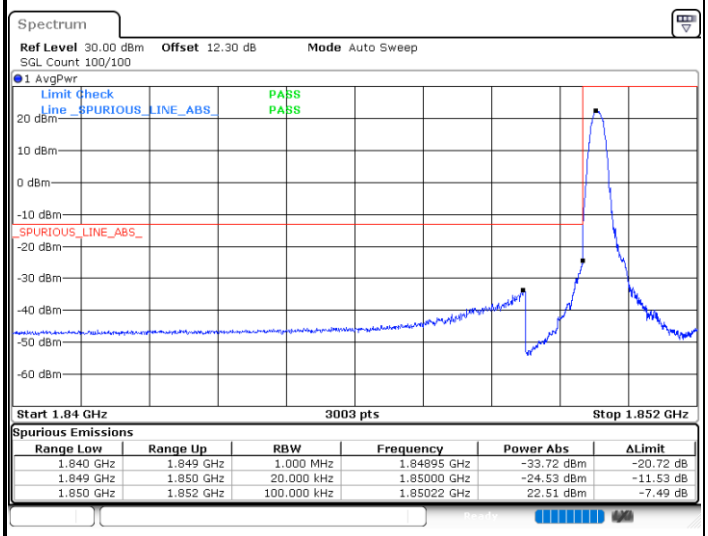

Spurious Emissions

Range Low	Range Up	RBW	Frequency	Power Abs	ΔLimit
1.840 GHz	1.849 GHz	1.000 MHz	1.84895 GHz	-33.72 dBm	-20.72 dB
1.849 GHz	1.850 GHz	20.000 kHz	1.85000 GHz	-24.53 dBm	-11.53 dB
1.850 GHz	1.852 GHz	100.000 kHz	1.85022 GHz	22.51 dBm	-7.49 dB

Date: 23.SEP.2022 10:38:28

Highest Band Edge / 1 RB

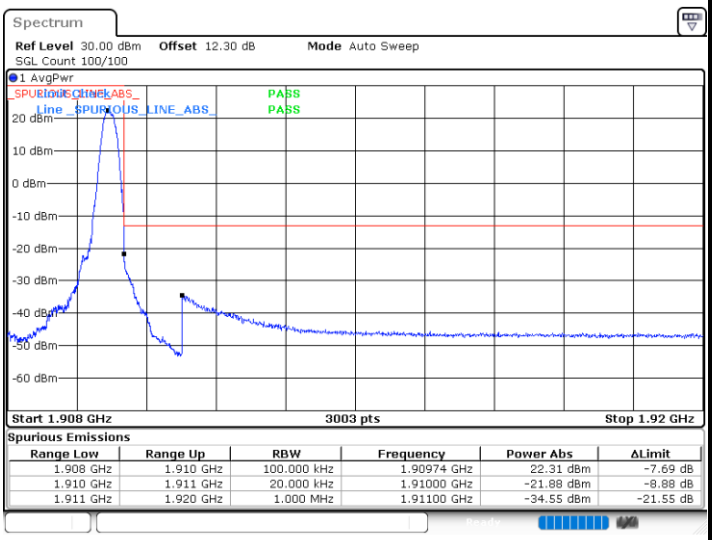

Spurious Emissions

Range Low	Range Up	RBW	Frequency	Power Abs	ΔLimit
1.908 GHz	1.910 GHz	100.000 kHz	1.90974 GHz	22.31 dBm	-7.69 dB
1.910 GHz	1.911 GHz	20.000 kHz	1.91000 GHz	-21.88 dBm	-8.88 dB
1.911 GHz	1.920 GHz	1.000 MHz	1.91100 GHz	-34.55 dBm	-21.55 dB

Date: 23.SEP.2022 10:47:16

Lowest Band Edge / Full RB

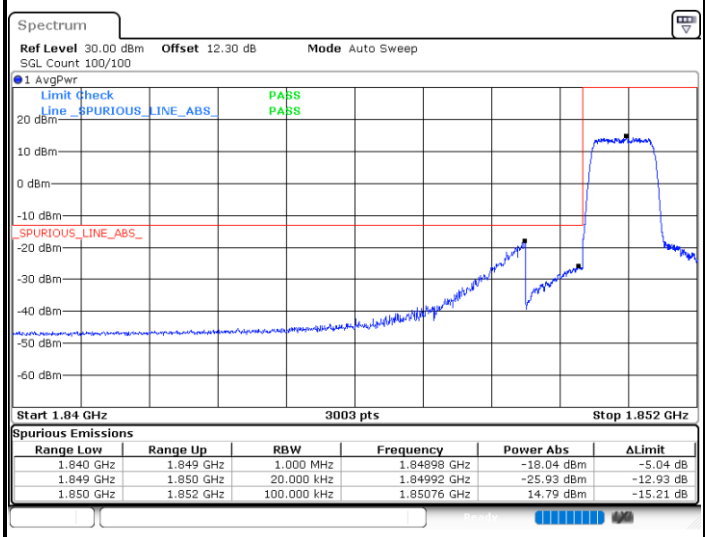

Spurious Emissions

Range Low	Range Up	RBW	Frequency	Power Abs	ΔLimit
1.840 GHz	1.849 GHz	1.000 MHz	1.84898 GHz	-18.04 dBm	-5.04 dB
1.849 GHz	1.850 GHz	20.000 kHz	1.84992 GHz	-25.93 dBm	-12.93 dB
1.850 GHz	1.852 GHz	100.000 kHz	1.85076 GHz	14.79 dBm	-15.21 dB

Date: 23.SEP.2022 10:40:26

Highest Band Edge / Full RB

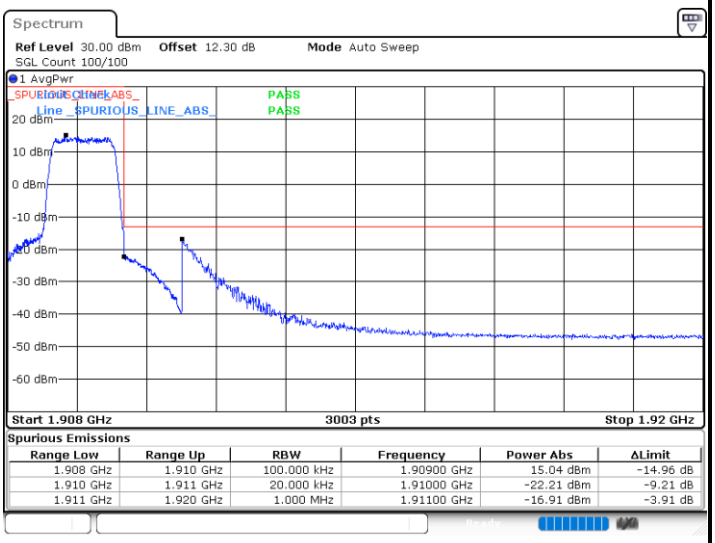

Spurious Emissions

Range Low	Range Up	RBW	Frequency	Power Abs	ΔLimit
1.908 GHz	1.910 GHz	100.000 kHz	1.90900 GHz	15.04 dBm	-14.96 dB
1.910 GHz	1.911 GHz	20.000 kHz	1.91000 GHz	-22.21 dBm	-9.21 dB
1.911 GHz	1.920 GHz	1.000 MHz	1.91100 GHz	-16.91 dBm	-3.91 dB

Date: 23.SEP.2022 10:49:14

LTE Band 2 / 1.4MHz / 64QAM

Lowest Band Edge / 1 RB

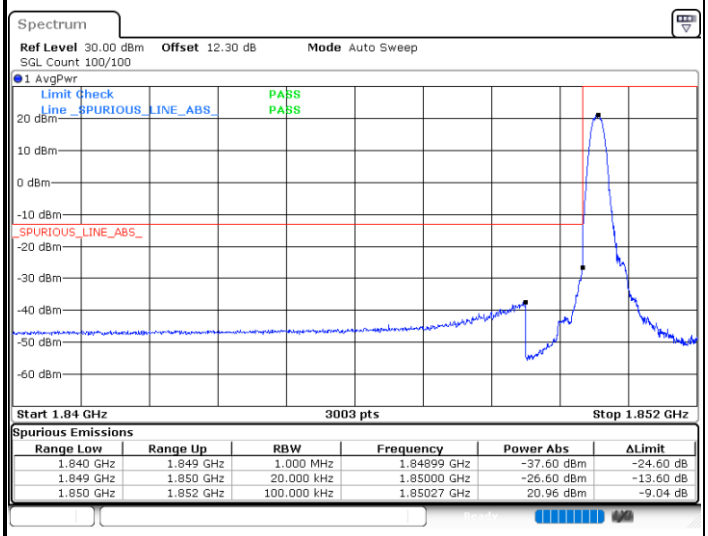

Spurious Emissions

Range Low	Range Up	RBW	Frequency	Power Abs	ΔLimit
1.840 GHz	1.849 GHz	1.000 MHz	1.84899 GHz	-37.60 dBm	-24.60 dB
1.849 GHz	1.850 GHz	20.000 kHz	1.85000 GHz	-26.60 dBm	-13.60 dB
1.850 GHz	1.852 GHz	100.000 kHz	1.85027 GHz	20.96 dBm	-9.04 dB

Date: 23.SEP.2022 13:40:08

Highest Band Edge / 1 RB

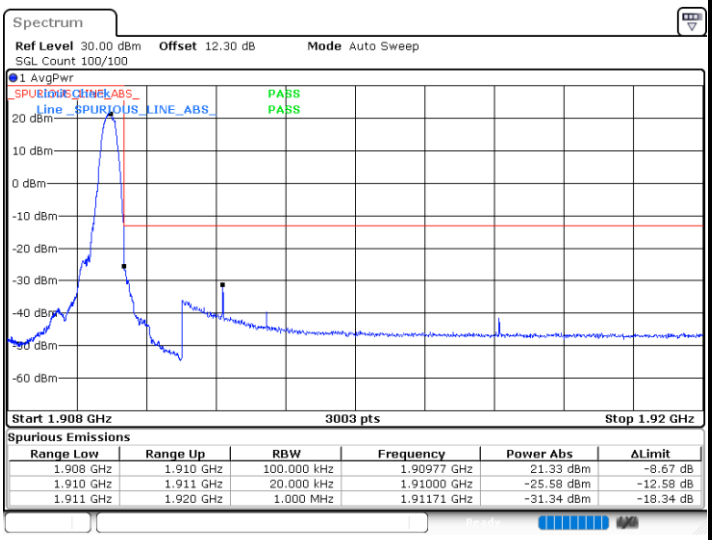

Spurious Emissions

Range Low	Range Up	RBW	Frequency	Power Abs	ΔLimit
1.908 GHz	1.910 GHz	100.000 kHz	1.90977 GHz	21.33 dBm	-8.67 dB
1.910 GHz	1.911 GHz	20.000 kHz	1.91000 GHz	-25.58 dBm	-12.58 dB
1.911 GHz	1.920 GHz	1.000 MHz	1.91171 GHz	-31.34 dBm	-18.34 dB

Date: 23.SEP.2022 10:35:28

Lowest Band Edge / Full RB

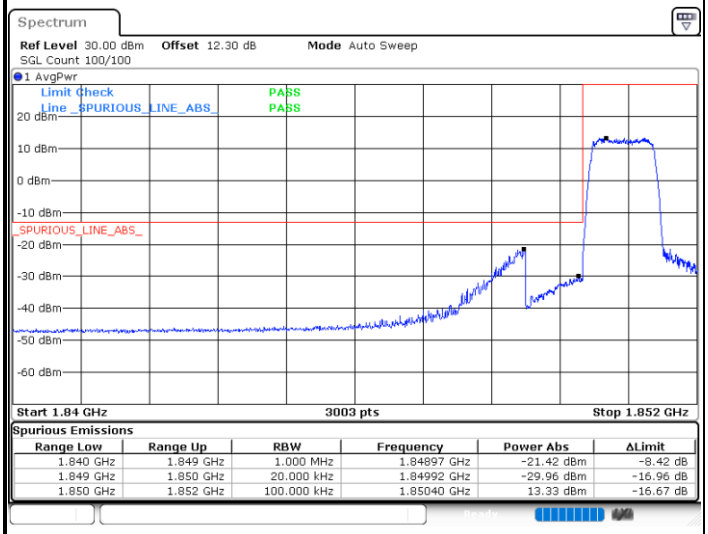

Spurious Emissions

Range Low	Range Up	RBW	Frequency	Power Abs	ΔLimit
1.840 GHz	1.849 GHz	1.000 MHz	1.84897 GHz	-21.42 dBm	-8.42 dB
1.849 GHz	1.850 GHz	20.000 kHz	1.84992 GHz	-29.96 dBm	-16.96 dB
1.850 GHz	1.852 GHz	100.000 kHz	1.85040 GHz	13.33 dBm	-16.67 dB

Date: 23.SEP.2022 10:33:46

Highest Band Edge / Full RB

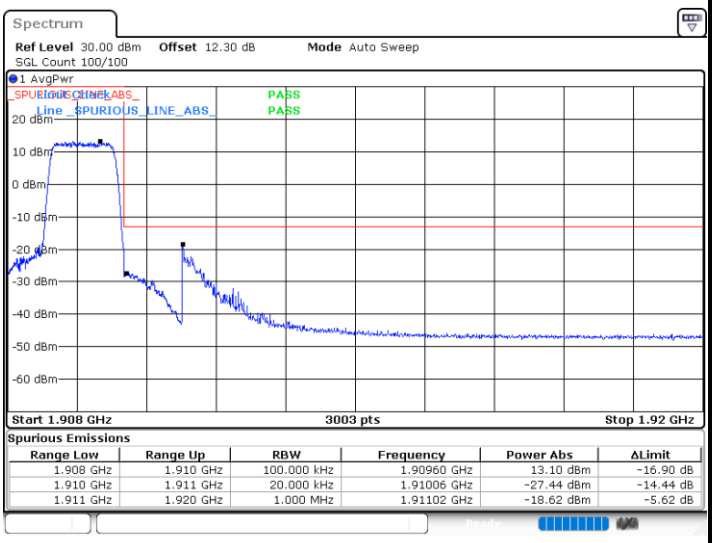

Spurious Emissions

Range Low	Range Up	RBW	Frequency	Power Abs	ΔLimit
1.908 GHz	1.910 GHz	100.000 kHz	1.90960 GHz	13.10 dBm	-16.90 dB
1.910 GHz	1.911 GHz	20.000 kHz	1.91006 GHz	-27.44 dBm	-14.44 dB
1.911 GHz	1.920 GHz	1.000 MHz	1.91102 GHz	-18.62 dBm	-5.62 dB

Date: 23.SEP.2022 10:36:27

LTE Band 2 / 1.4MHz / 256QAM

Lowest Band Edge / 1 RB

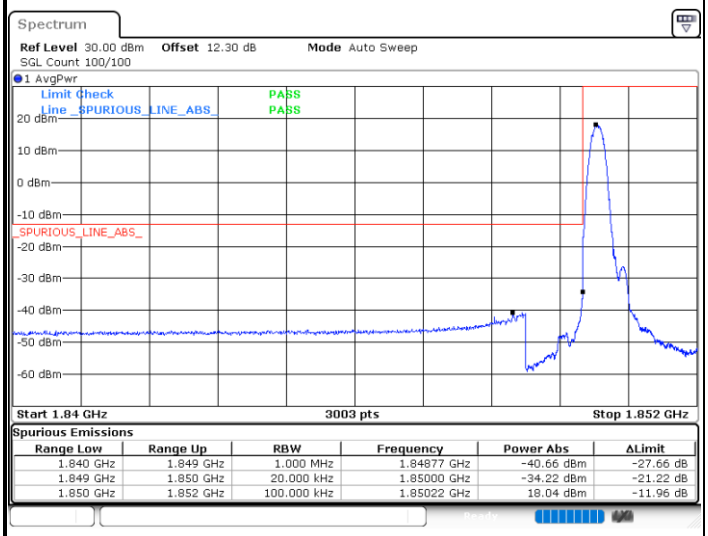

Spurious Emissions

Range Low	Range Up	RBW	Frequency	Power Abs	ΔLimit
1.840 GHz	1.849 GHz	1.000 MHz	1.84877 GHz	-40.66 dBm	-27.66 dB
1.849 GHz	1.850 GHz	20.000 kHz	1.85000 GHz	-34.22 dBm	-21.22 dB
1.850 GHz	1.852 GHz	100.000 kHz	1.85022 GHz	18.04 dBm	-11.96 dB

Date: 23.SEP.2022 09:57:34

Highest Band Edge / 1 RB

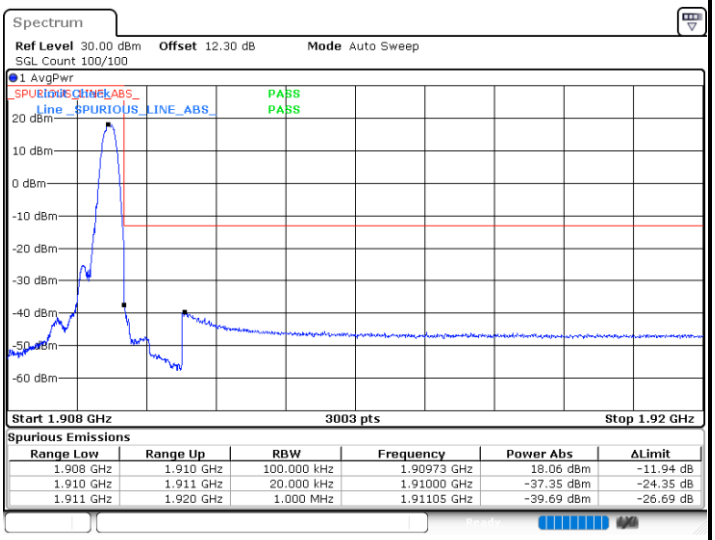

Spurious Emissions

Range Low	Range Up	RBW	Frequency	Power Abs	ΔLimit
1.908 GHz	1.910 GHz	100.000 kHz	1.90973 GHz	18.06 dBm	-11.94 dB
1.910 GHz	1.911 GHz	20.000 kHz	1.91000 GHz	-37.35 dBm	-24.35 dB
1.911 GHz	1.920 GHz	1.000 MHz	1.91105 GHz	-39.69 dBm	-26.69 dB

Date: 23.SEP.2022 10:00:17

Lowest Band Edge / Full RB

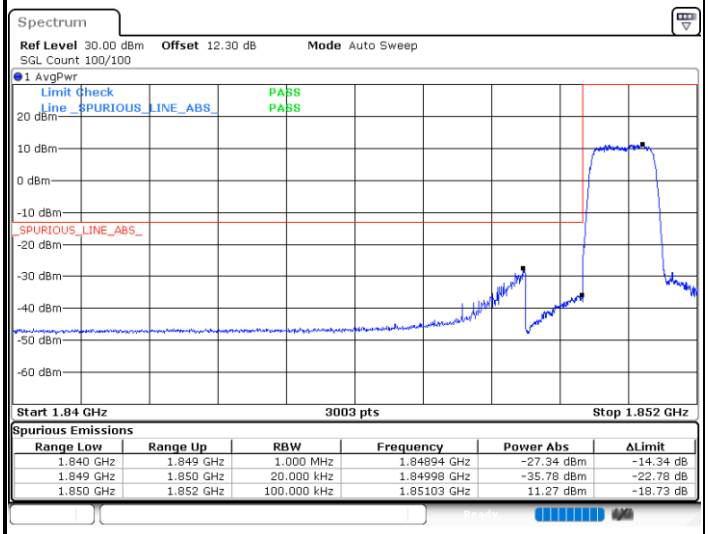

Spurious Emissions

Range Low	Range Up	RBW	Frequency	Power Abs	ΔLimit
1.840 GHz	1.849 GHz	1.000 MHz	1.84894 GHz	-27.34 dBm	-14.34 dB
1.849 GHz	1.850 GHz	20.000 kHz	1.84998 GHz	-35.78 dBm	-22.78 dB
1.850 GHz	1.852 GHz	100.000 kHz	1.85103 GHz	11.27 dBm	-18.73 dB

Date: 23.SEP.2022 09:58:35

Highest Band Edge / Full RB

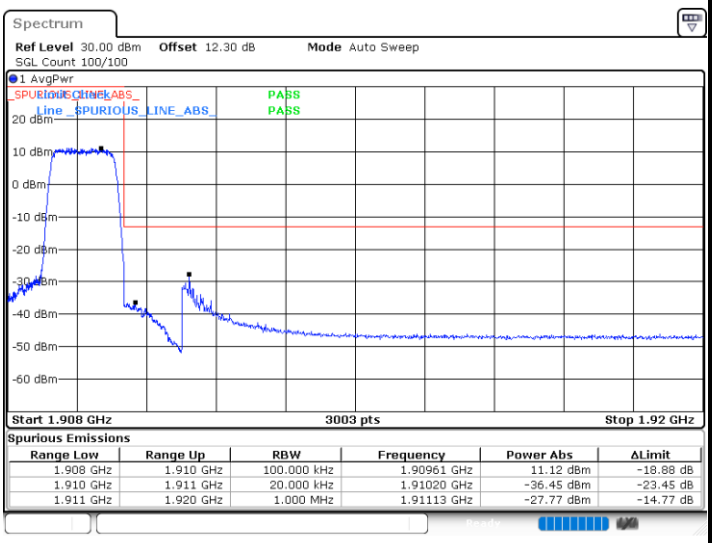

Spurious Emissions

Range Low	Range Up	RBW	Frequency	Power Abs	ΔLimit
1.908 GHz	1.910 GHz	100.000 kHz	1.90961 GHz	11.12 dBm	-18.88 dB
1.910 GHz	1.911 GHz	20.000 kHz	1.91020 GHz	-36.45 dBm	-23.45 dB
1.911 GHz	1.920 GHz	1.000 MHz	1.91113 GHz	-27.77 dBm	-14.77 dB

Date: 23.SEP.2022 10:01:19

LTE Band 2 / 3MHz / QPSK

Lowest Band Edge / 1RB

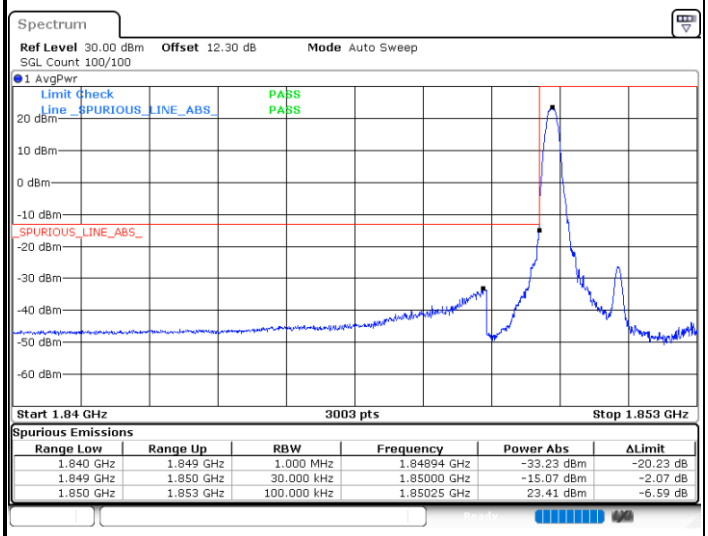

Spurious Emissions

Range Low	Range Up	RBW	Frequency	Power Abs	ΔLimit
1.840 GHz	1.849 GHz	1.000 MHz	1.84894 GHz	-33.23 dBm	-20.23 dB
1.849 GHz	1.850 GHz	30.000 kHz	1.85000 GHz	-15.07 dBm	-2.07 dB
1.850 GHz	1.853 GHz	100.000 kHz	1.85025 GHz	23.41 dBm	-6.59 dB

Date: 23.SEP.2022 10:51:46

Highest Band Edge / 1 RB

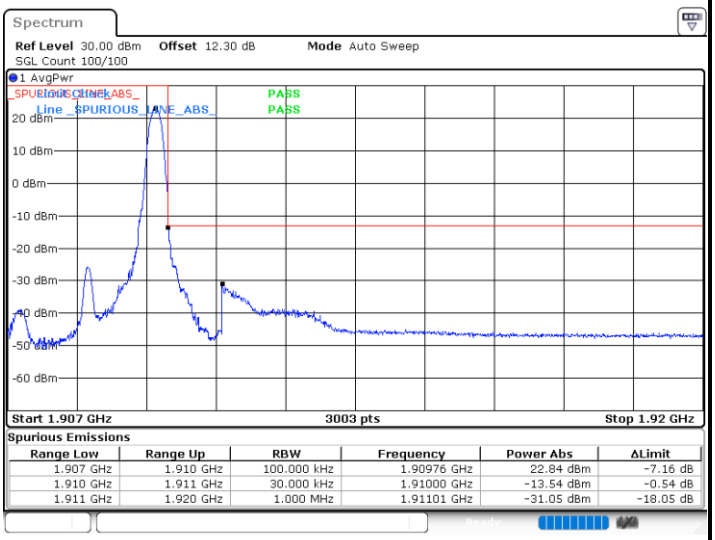

Spurious Emissions

Range Low	Range Up	RBW	Frequency	Power Abs	ΔLimit
1.907 GHz	1.910 GHz	100.000 kHz	1.90976 GHz	22.84 dBm	-7.16 dB
1.910 GHz	1.911 GHz	30.000 kHz	1.91000 GHz	-13.54 dBm	-0.54 dB
1.911 GHz	1.920 GHz	1.000 MHz	1.91101 GHz	-31.05 dBm	-18.05 dB

Date: 23.SEP.2022 13:49:48

Lowest Band Edge / Full RB

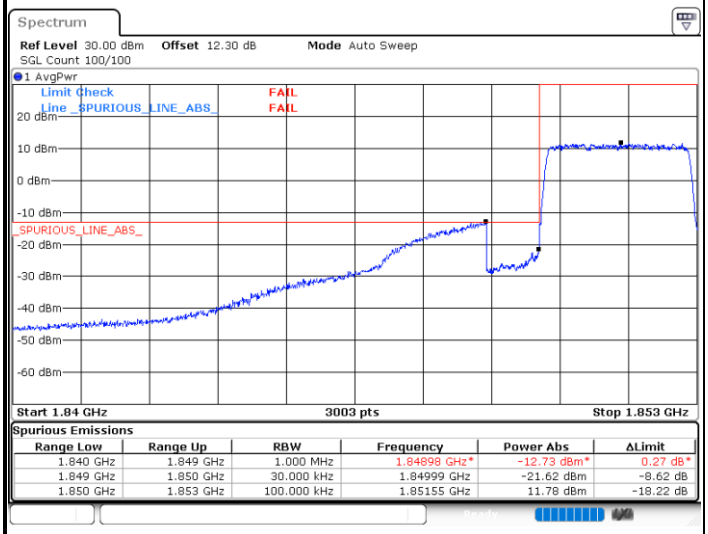

Spurious Emissions

Range Low	Range Up	RBW	Frequency	Power Abs	ΔLimit
1.840 GHz	1.849 GHz	1.000 MHz	1.84898 GHz*	-12.73 dBm*	0.27 dB*
1.849 GHz	1.850 GHz	30.000 kHz	1.84999 GHz	-21.62 dBm	-8.62 dB
1.850 GHz	1.853 GHz	100.000 kHz	1.85155 GHz	11.78 dBm	-18.22 dB

Date: 23.SEP.2022 13:49:01

Highest Band Edge / Full RB

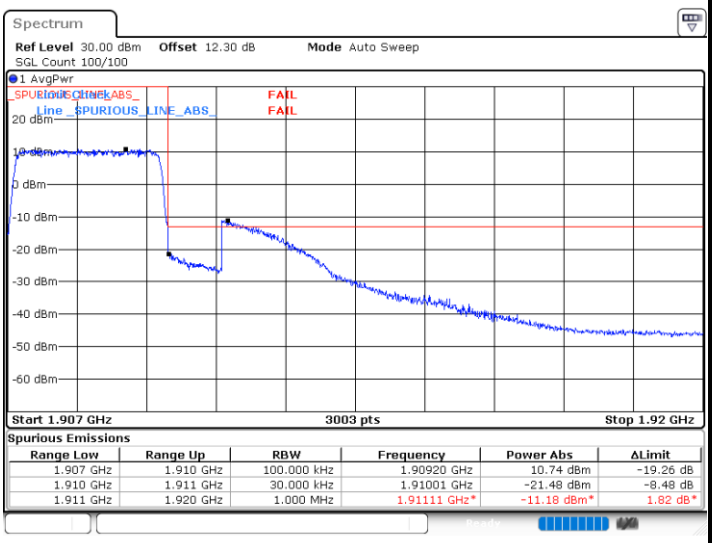

Spurious Emissions

Range Low	Range Up	RBW	Frequency	Power Abs	ΔLimit
1.907 GHz	1.910 GHz	100.000 kHz	1.90920 GHz	10.74 dBm	-19.26 dB
1.910 GHz	1.911 GHz	30.000 kHz	1.91001 GHz	-21.48 dBm	-8.48 dB
1.911 GHz	1.920 GHz	1.000 MHz	1.91111 GHz*	-11.18 dBm*	1.82 dB*

Date: 30.SEP.2022 09:05:07

Lowest Band Edge / Full RB	Highest Band Edge / Full RB
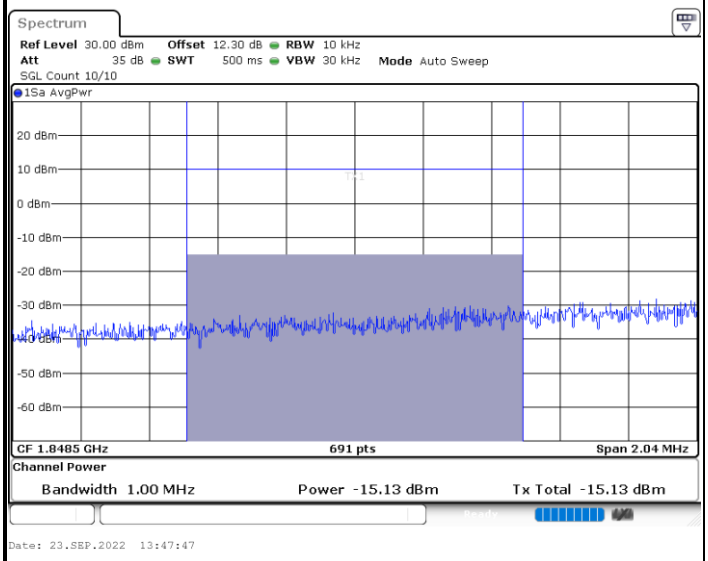	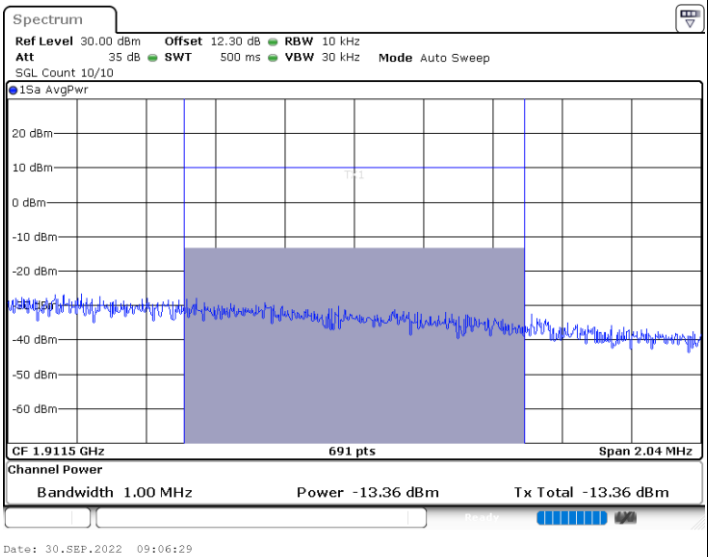

LTE Band 2 / 3MHz / 16QAM

Lowest Band Edge / 1 RB

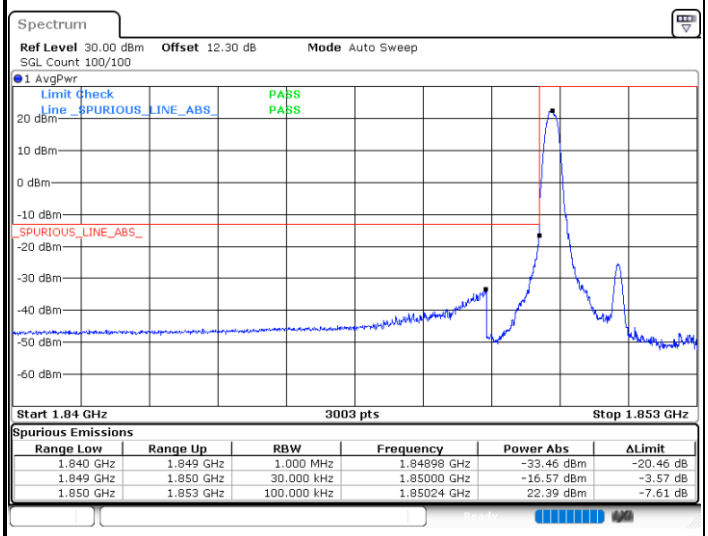

Spurious Emissions

Range Low	Range Up	RBW	Frequency	Power Abs	ΔLimit
1.840 GHz	1.849 GHz	1.000 MHz	1.84898 GHz	-33.46 dBm	-20.46 dB
1.849 GHz	1.850 GHz	30.000 kHz	1.85000 GHz	-16.57 dBm	-3.57 dB
1.850 GHz	1.853 GHz	100.000 kHz	1.85024 GHz	22.39 dBm	-7.61 dB

Date: 23.SEP.2022 10:52:45

Highest Band Edge /1 RB

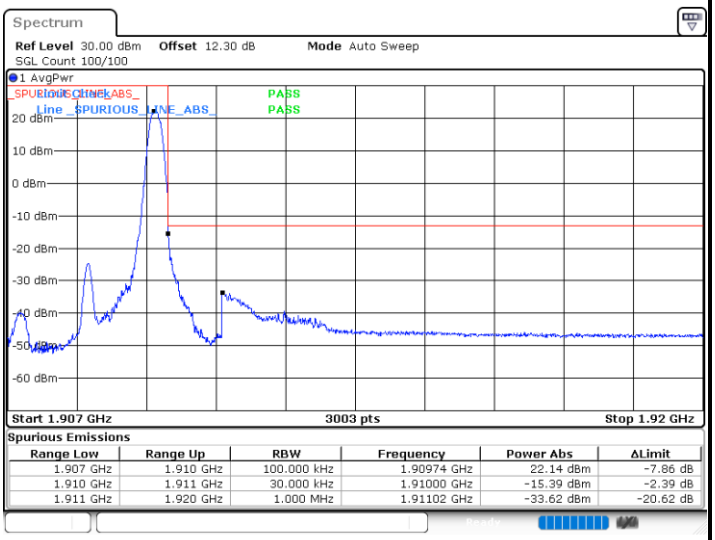

Spurious Emissions

Range Low	Range Up	RBW	Frequency	Power Abs	ΔLimit
1.907 GHz	1.910 GHz	100.000 kHz	1.90974 GHz	22.14 dBm	-7.86 dB
1.910 GHz	1.911 GHz	30.000 kHz	1.91000 GHz	-15.39 dBm	-2.39 dB
1.911 GHz	1.920 GHz	1.000 MHz	1.91102 GHz	-33.62 dBm	-20.62 dB

Date: 23.SEP.2022 11:01:33

Lowest Band Edge / Full RB

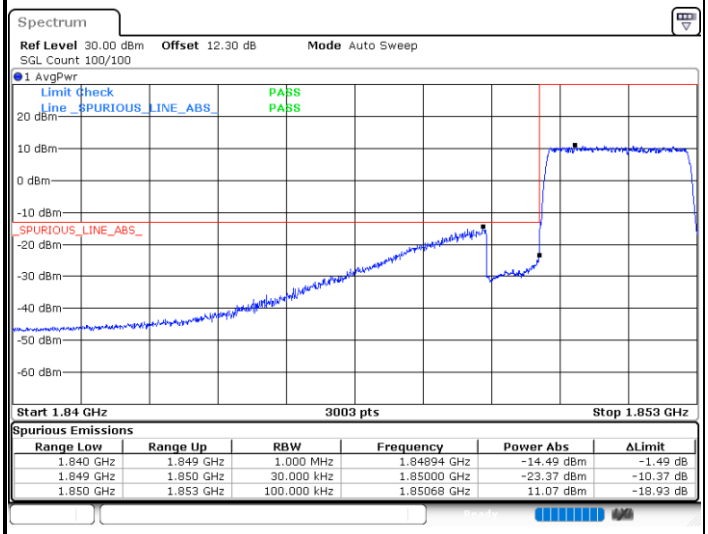

Spurious Emissions

Range Low	Range Up	RBW	Frequency	Power Abs	ΔLimit
1.840 GHz	1.849 GHz	1.000 MHz	1.84894 GHz	-14.49 dBm	-1.49 dB
1.849 GHz	1.850 GHz	30.000 kHz	1.85000 GHz	-23.37 dBm	-10.37 dB
1.850 GHz	1.853 GHz	100.000 kHz	1.85068 GHz	11.07 dBm	-18.93 dB

Date: 23.SEP.2022 10:54:43

Highest Band Edge / Full RB

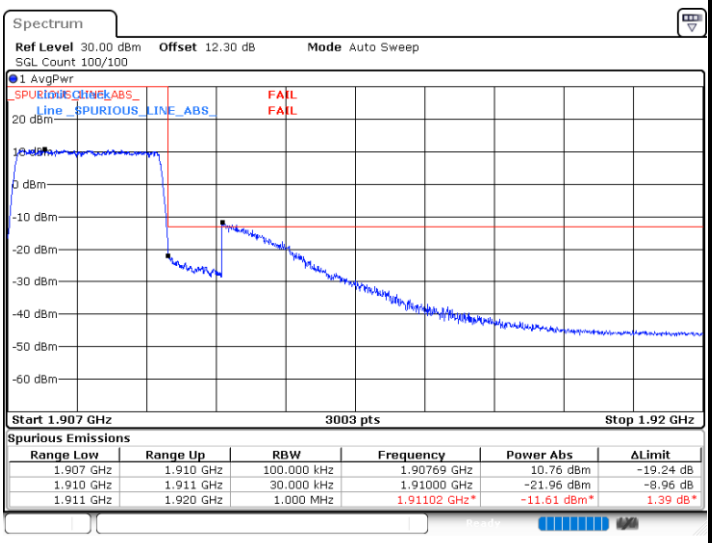

Spurious Emissions

Range Low	Range Up	RBW	Frequency	Power Abs	ΔLimit
1.907 GHz	1.910 GHz	100.000 kHz	1.90769 GHz	10.76 dBm	-19.24 dB
1.910 GHz	1.911 GHz	30.000 kHz	1.91000 GHz	-21.96 dBm	-8.96 dB
1.911 GHz	1.920 GHz	1.000 MHz	1.91102 GHz*	-11.61 dBm*	1.39 dB*

Date: 23.SEP.2022 11:03:34

	Highest Band Edge / Full RB
	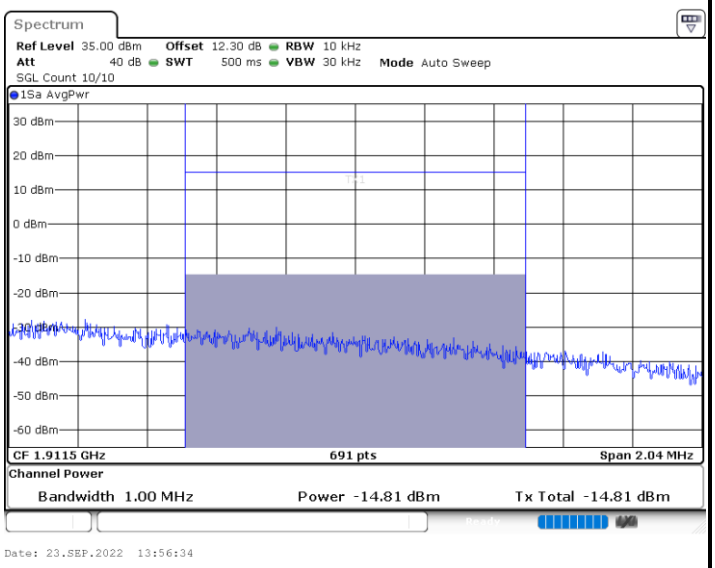

LTE Band 2 / 3MHz / 64QAM

Lowest Band Edge / 1 RB

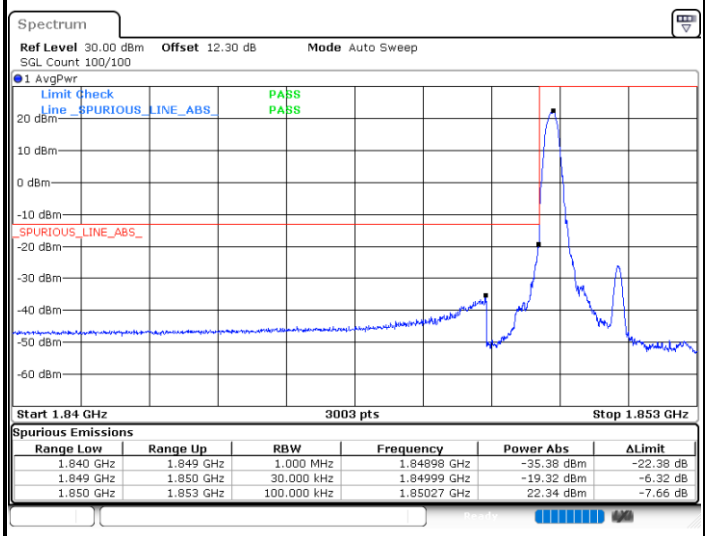

Spurious Emissions

Range Low	Range Up	RBW	Frequency	Power Abs	ΔLimit
1.840 GHz	1.849 GHz	1.000 MHz	1.84898 GHz	-35.38 dBm	-22.38 dB
1.849 GHz	1.850 GHz	30.000 kHz	1.84999 GHz	-19.32 dBm	-6.32 dB
1.850 GHz	1.853 GHz	100.000 kHz	1.85027 GHz	22.34 dBm	-7.66 dB

Date: 23.SEP.2022 12:03:17

Highest Band Edge /1 RB

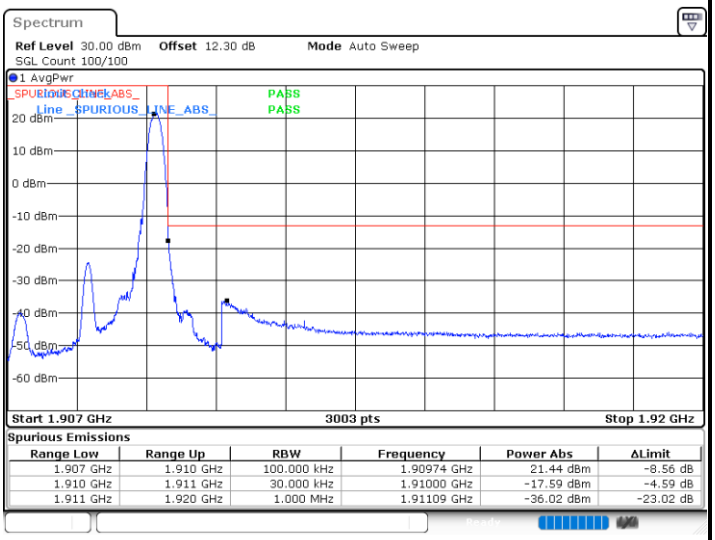

Spurious Emissions

Range Low	Range Up	RBW	Frequency	Power Abs	ΔLimit
1.907 GHz	1.910 GHz	100.000 kHz	1.90974 GHz	21.44 dBm	-8.56 dB
1.910 GHz	1.911 GHz	30.000 kHz	1.91000 GHz	-17.59 dBm	-4.59 dB
1.911 GHz	1.920 GHz	1.000 MHz	1.91109 GHz	-36.02 dBm	-23.02 dB

Date: 23.SEP.2022 12:05:58

Lowest Band Edge / Full RB

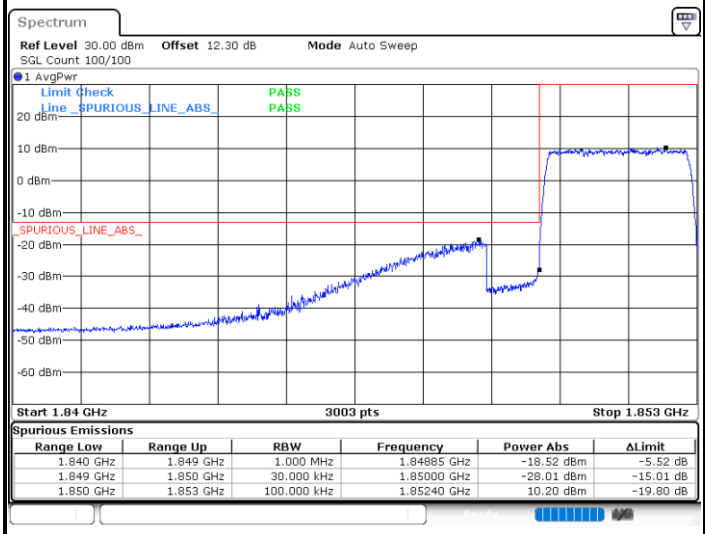

Spurious Emissions

Range Low	Range Up	RBW	Frequency	Power Abs	ΔLimit
1.840 GHz	1.849 GHz	1.000 MHz	1.84885 GHz	-18.52 dBm	-5.52 dB
1.849 GHz	1.850 GHz	30.000 kHz	1.85000 GHz	-28.01 dBm	-15.01 dB
1.850 GHz	1.853 GHz	100.000 kHz	1.85240 GHz	10.20 dBm	-19.80 dB

Date: 23.SEP.2022 12:04:16

Highest Band Edge / Full RB

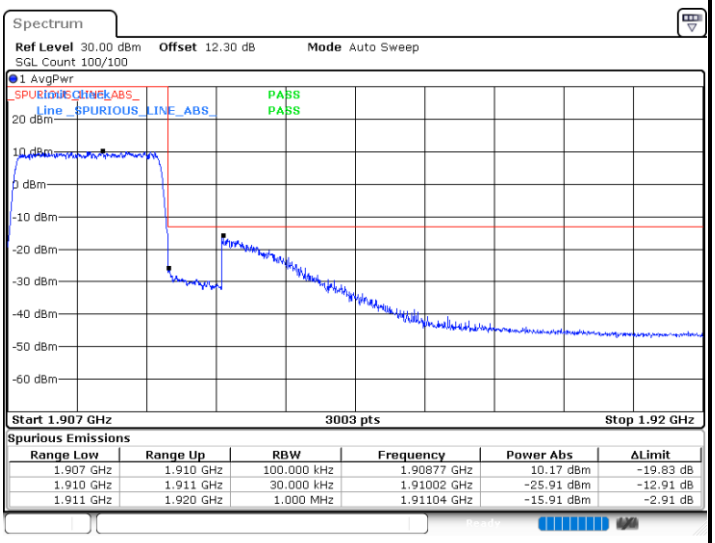

Spurious Emissions

Range Low	Range Up	RBW	Frequency	Power Abs	ΔLimit
1.907 GHz	1.910 GHz	100.000 kHz	1.90877 GHz	10.17 dBm	-19.83 dB
1.910 GHz	1.911 GHz	30.000 kHz	1.91002 GHz	-25.91 dBm	-12.91 dB
1.911 GHz	1.920 GHz	1.000 MHz	1.91104 GHz	-15.91 dBm	-2.91 dB

Date: 23.SEP.2022 12:06:56

LTE Band 2 / 3MHz / 256QAM

Lowest Band Edge / 1 RB

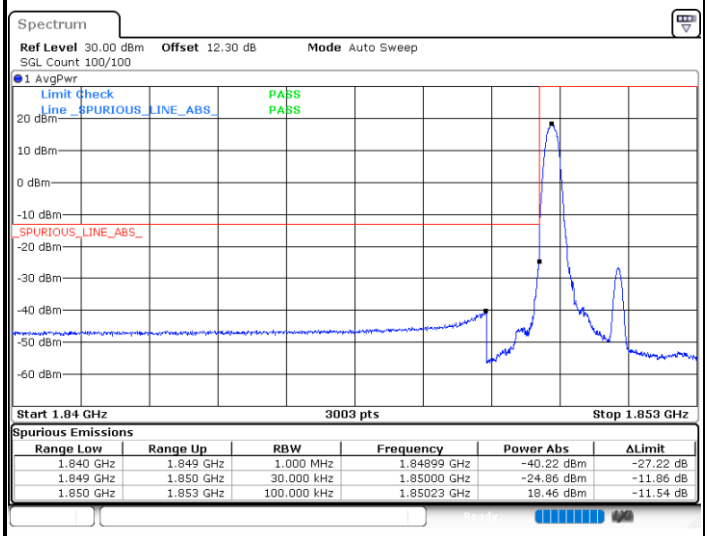

Spurious Emissions

Range Low	Range Up	RBW	Frequency	Power Abs	ΔLimit
1.840 GHz	1.849 GHz	1.000 MHz	1.84899 GHz	-40.22 dBm	-27.22 dB
1.849 GHz	1.850 GHz	30.000 kHz	1.85000 GHz	-24.86 dBm	-11.86 dB
1.850 GHz	1.853 GHz	100.000 kHz	1.85023 GHz	18.46 dBm	-11.54 dB

Date: 23.SEP.2022 10:02:22

Highest Band Edge /1 RB

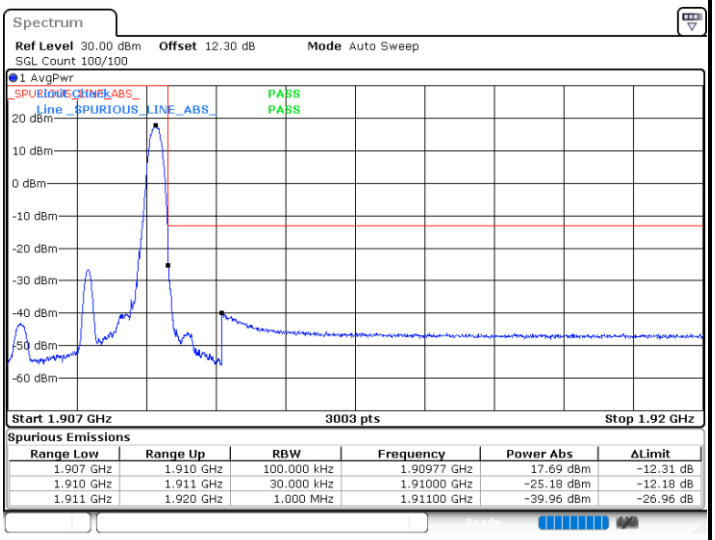

Spurious Emissions

Range Low	Range Up	RBW	Frequency	Power Abs	ΔLimit
1.907 GHz	1.910 GHz	100.000 kHz	1.90977 GHz	17.69 dBm	-12.31 dB
1.910 GHz	1.911 GHz	30.000 kHz	1.91000 GHz	-25.18 dBm	-12.18 dB
1.911 GHz	1.920 GHz	1.000 MHz	1.91100 GHz	-39.96 dBm	-26.96 dB

Date: 23.SEP.2022 10:05:06

Lowest Band Edge / Full RB

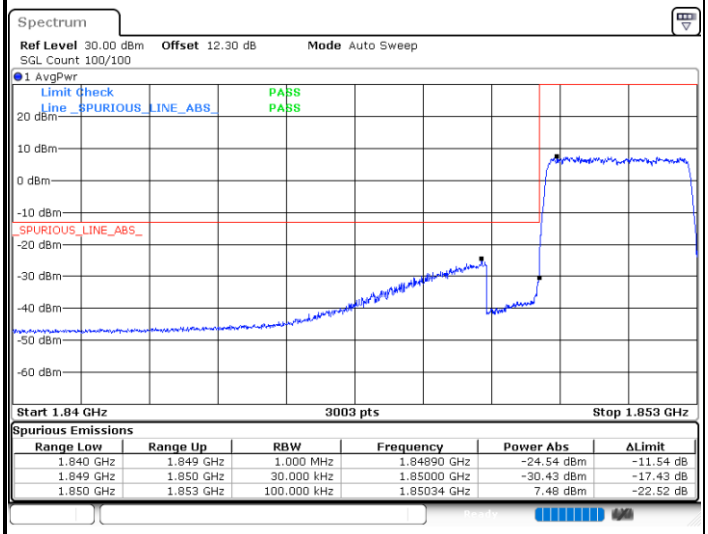

Spurious Emissions

Range Low	Range Up	RBW	Frequency	Power Abs	ΔLimit
1.840 GHz	1.849 GHz	1.000 MHz	1.84890 GHz	-24.54 dBm	-11.54 dB
1.849 GHz	1.850 GHz	30.000 kHz	1.85000 GHz	-30.43 dBm	-17.43 dB
1.850 GHz	1.853 GHz	100.000 kHz	1.85034 GHz	7.48 dBm	-22.52 dB

Date: 23.SEP.2022 10:03:24

Highest Band Edge / Full RB

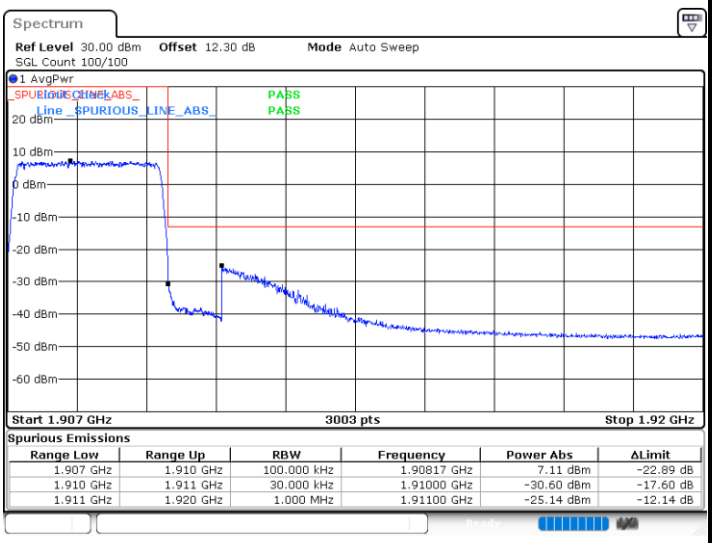

Spurious Emissions

Range Low	Range Up	RBW	Frequency	Power Abs	ΔLimit
1.907 GHz	1.910 GHz	100.000 kHz	1.90817 GHz	7.11 dBm	-22.89 dB
1.910 GHz	1.911 GHz	30.000 kHz	1.91000 GHz	-30.60 dBm	-17.60 dB
1.911 GHz	1.920 GHz	1.000 MHz	1.91100 GHz	-25.14 dBm	-12.14 dB

Date: 23.SEP.2022 10:06:08

LTE Band 2 / 5MHz / QPSK

Lowest Band Edge / 1 RB

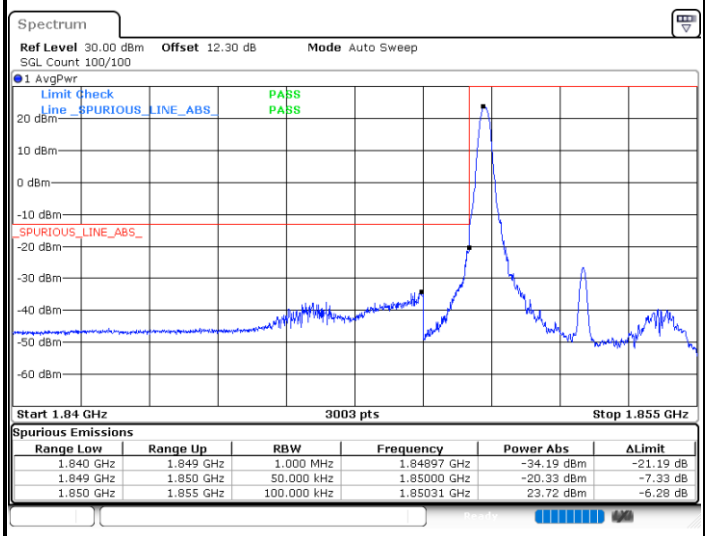

Spurious Emissions

Range Low	Range Up	RBW	Frequency	Power Abs	ΔLimit
1.840 GHz	1.849 GHz	1.000 MHz	1.84897 GHz	-34.19 dBm	-21.19 dB
1.849 GHz	1.850 GHz	50.000 kHz	1.85000 GHz	-20.33 dBm	-7.33 dB
1.850 GHz	1.855 GHz	100.000 kHz	1.85031 GHz	23.72 dBm	-6.28 dB

Date: 23.SEP.2022 11:06:06

Highest Band Edge / 1 RB

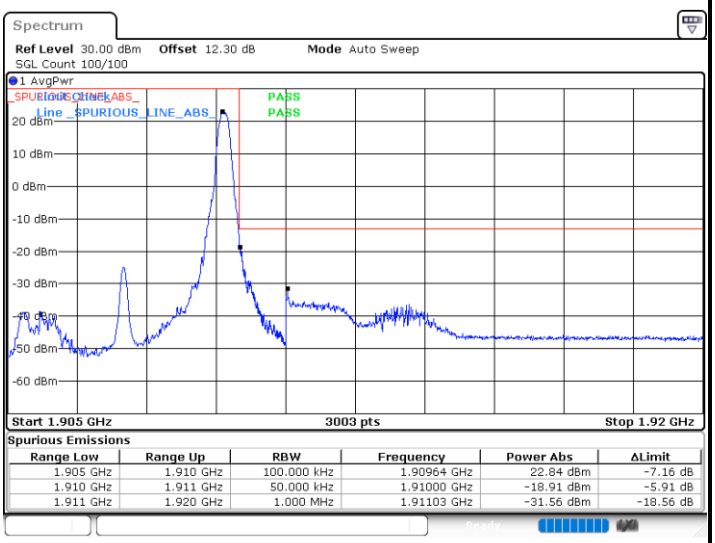

Spurious Emissions

Range Low	Range Up	RBW	Frequency	Power Abs	ΔLimit
1.905 GHz	1.910 GHz	100.000 kHz	1.90964 GHz	22.84 dBm	-7.16 dB
1.910 GHz	1.911 GHz	50.000 kHz	1.91000 GHz	-18.91 dBm	-5.91 dB
1.911 GHz	1.920 GHz	1.000 MHz	1.91103 GHz	-31.56 dBm	-18.56 dB

Date: 23.SEP.2022 11:14:58

Lowest Band Edge / Full RB

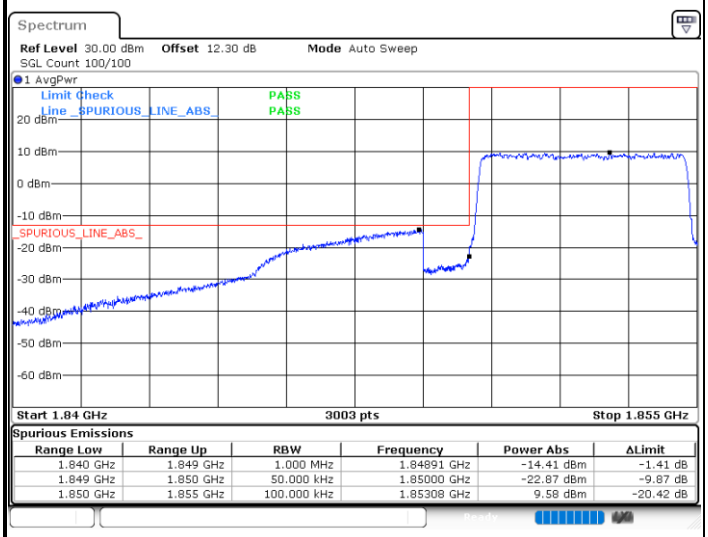

Spurious Emissions

Range Low	Range Up	RBW	Frequency	Power Abs	ΔLimit
1.840 GHz	1.849 GHz	1.000 MHz	1.84891 GHz	-14.41 dBm	-1.41 dB
1.849 GHz	1.850 GHz	50.000 kHz	1.85000 GHz	-22.87 dBm	-9.87 dB
1.850 GHz	1.855 GHz	100.000 kHz	1.85308 GHz	9.58 dBm	-20.42 dB

Date: 23.SEP.2022 11:08:04

Highest Band Edge / Full RB

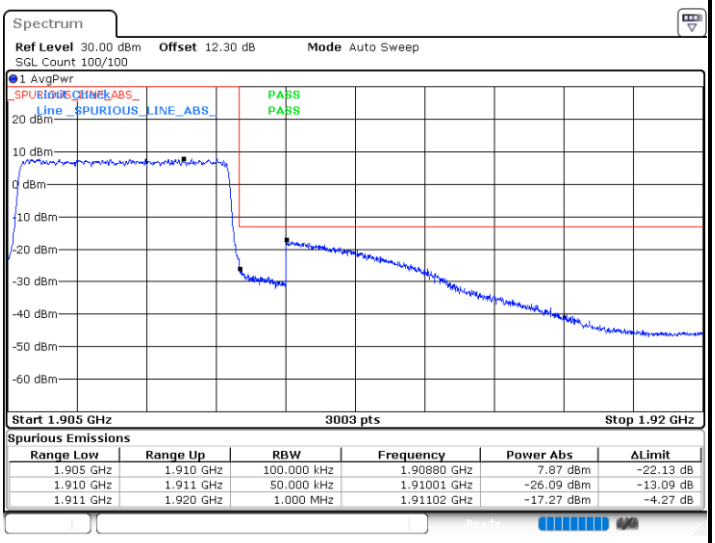

Spurious Emissions

Range Low	Range Up	RBW	Frequency	Power Abs	ΔLimit
1.905 GHz	1.910 GHz	100.000 kHz	1.90880 GHz	7.87 dBm	-22.13 dB
1.910 GHz	1.911 GHz	50.000 kHz	1.91001 GHz	-26.09 dBm	-13.09 dB
1.911 GHz	1.920 GHz	1.000 MHz	1.91102 GHz	-17.27 dBm	-4.27 dB

Date: 30.SEP.2022 09:11:39