EUT Mode	802.11be EHT320 1992RU69

Plot on 6105 MHz

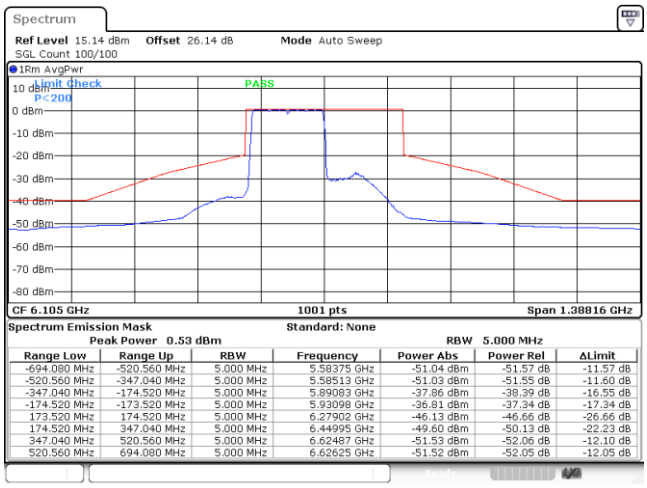

Spectrum Emission Mask Standard: None
Peak Power 0.53 dBm RBW 5.000 MHz

Range Low	Range Up	RBW	Frequency	Power Abs	Power Rel	ΔLimit
-694.080 MHz	-520.560 MHz	5.000 MHz	5.58375 GHz	-51.04 dBm	-51.57 dB	-11.57 dB
-520.560 MHz	-347.040 MHz	5.000 MHz	5.58513 GHz	-51.03 dBm	-51.55 dB	-11.60 dB
-347.040 MHz	-174.520 MHz	5.000 MHz	5.89083 GHz	-37.86 dBm	-38.39 dB	-16.55 dB
-174.520 MHz	-173.520 MHz	5.000 MHz	5.93098 GHz	-36.81 dBm	-37.34 dB	-17.34 dB
173.520 MHz	174.520 MHz	5.000 MHz	6.27902 GHz	-46.13 dBm	-46.66 dB	-26.66 dB
174.520 MHz	347.040 MHz	5.000 MHz	6.44995 GHz	-49.60 dBm	-50.13 dB	-22.23 dB
347.040 MHz	520.560 MHz	5.000 MHz	6.62487 GHz	-51.53 dBm	-52.06 dB	-12.10 dB
520.560 MHz	694.080 MHz	5.000 MHz	6.62625 GHz	-51.52 dBm	-52.05 dB	-12.05 dB

Date: 10.FEB.2026 22:09:11

Plot on 6265 MHz

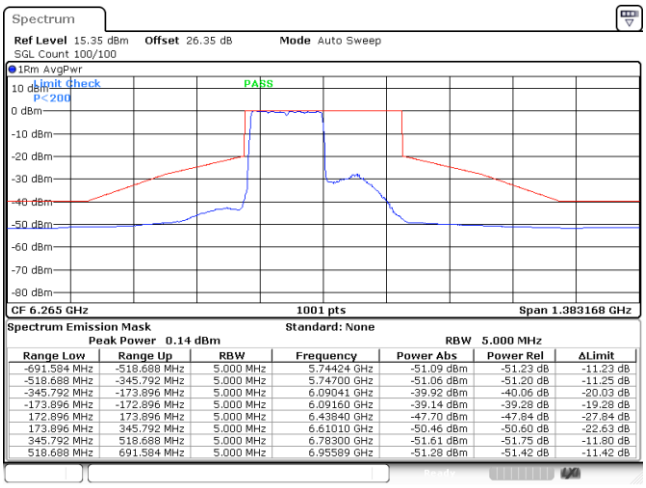

Spectrum Emission Mask Standard: None
Peak Power 0.14 dBm RBW 5.000 MHz

Range Low	Range Up	RBW	Frequency	Power Abs	Power Rel	ΔLimit
-691.584 MHz	-518.688 MHz	5.000 MHz	5.74424 GHz	-51.09 dBm	-51.23 dB	-11.23 dB
-518.688 MHz	-345.792 MHz	5.000 MHz	5.74700 GHz	-51.06 dBm	-51.20 dB	-11.25 dB
-345.792 MHz	-173.896 MHz	5.000 MHz	6.09041 GHz	-39.92 dBm	-40.06 dB	-20.03 dB
-173.896 MHz	-172.896 MHz	5.000 MHz	6.09160 GHz	-39.14 dBm	-39.28 dB	-19.28 dB
172.896 MHz	173.896 MHz	5.000 MHz	6.43840 GHz	-47.70 dBm	-47.84 dB	-27.84 dB
173.896 MHz	345.792 MHz	5.000 MHz	6.61010 GHz	-50.46 dBm	-50.60 dB	-22.63 dB
345.792 MHz	518.688 MHz	5.000 MHz	6.78300 GHz	-51.61 dBm	-51.75 dB	-11.80 dB
518.688 MHz	691.584 MHz	5.000 MHz	6.95589 GHz	-51.28 dBm	-51.42 dB	-11.42 dB

Date: 10.FEB.2026 22:33:15

Plot on 6585 MHz

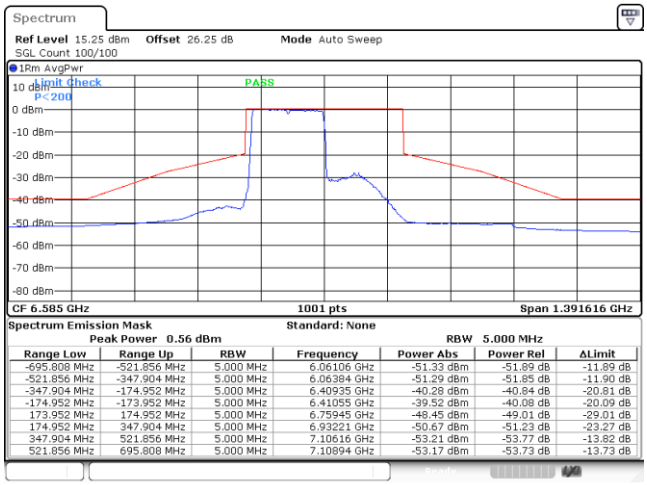

Spectrum Emission Mask Standard: None
Peak Power 0.56 dBm RBW 5.000 MHz

Range Low	Range Up	RBW	Frequency	Power Abs	Power Rel	ΔLimit
-695.808 MHz	-521.856 MHz	5.000 MHz	6.06106 GHz	-51.33 dBm	-51.89 dB	-11.89 dB
-521.856 MHz	-347.904 MHz	5.000 MHz	6.06384 GHz	-51.29 dBm	-51.85 dB	-11.90 dB
-347.904 MHz	-174.952 MHz	5.000 MHz	6.40935 GHz	-40.28 dBm	-40.84 dB	-20.81 dB
-174.952 MHz	-173.952 MHz	5.000 MHz	6.41055 GHz	-39.52 dBm	-40.08 dB	-20.09 dB
173.952 MHz	174.952 MHz	5.000 MHz	6.75945 GHz	-48.45 dBm	-49.01 dB	-29.01 dB
174.952 MHz	347.904 MHz	5.000 MHz	6.93221 GHz	-50.67 dBm	-51.23 dB	-23.27 dB
347.904 MHz	521.856 MHz	5.000 MHz	7.10616 GHz	-53.21 dBm	-53.77 dB	-13.82 dB
521.856 MHz	695.808 MHz	5.000 MHz	7.10894 GHz	-53.17 dBm	-53.73 dB	-13.73 dB

Date: 10.FEB.2026 23:09:27

EUT Mode	802.11be EHT320 1992RU70

Plot on 6425 MHz

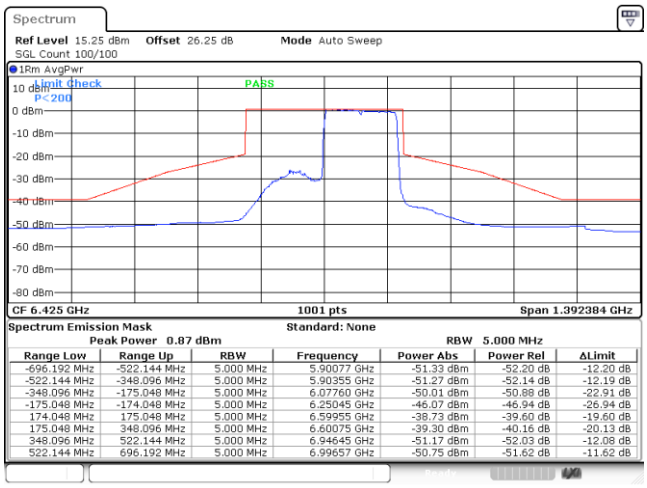

Range Low	Range Up	RBW	Frequency	Power Abs	Power Rel	ΔLimit
-696.192 MHz	-522.144 MHz	5.000 MHz	5.90077 GHz	-51.33 dBm	-52.20 dB	-12.20 dB
-522.144 MHz	-348.096 MHz	5.000 MHz	5.90355 GHz	-51.27 dBm	-52.14 dB	-12.19 dB
-348.096 MHz	-175.048 MHz	5.000 MHz	6.07760 GHz	-50.01 dBm	-50.88 dB	-22.91 dB
-175.048 MHz	-174.048 MHz	5.000 MHz	6.25045 GHz	-46.07 dBm	-46.94 dB	-26.94 dB
174.048 MHz	175.048 MHz	5.000 MHz	6.59955 GHz	-38.73 dBm	-39.60 dB	-19.60 dB
175.048 MHz	348.096 MHz	5.000 MHz	6.60075 GHz	-39.30 dBm	-40.16 dB	-20.13 dB
348.096 MHz	522.144 MHz	5.000 MHz	6.94645 GHz	-51.17 dBm	-52.03 dB	-12.08 dB
522.144 MHz	696.192 MHz	5.000 MHz	6.99657 GHz	-50.75 dBm	-51.62 dB	-11.62 dB

Date: 10.FEB.2026 22:49:47

EUT Mode	802.11be EHT320 Puncture40 8

Plot on 6105 MHz

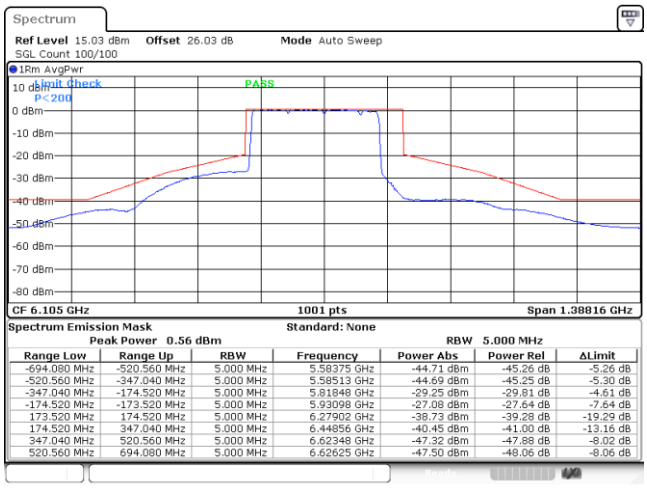

Spectrum Emission Mask Standard: None
Peak Power 0.56 dBm RBW 5.000 MHz

Range Low	Range Up	RBW	Frequency	Power Abs	Power Rel	ΔLimit
-694.080 MHz	-520.560 MHz	5.000 MHz	5.58375 GHz	-44.71 dBm	-45.26 dB	-5.26 dB
-520.560 MHz	-347.040 MHz	5.000 MHz	5.58513 GHz	-44.69 dBm	-45.25 dB	-5.30 dB
-347.040 MHz	-174.520 MHz	5.000 MHz	5.81848 GHz	-29.25 dBm	-29.81 dB	-4.61 dB
-174.520 MHz	-173.520 MHz	5.000 MHz	5.93098 GHz	-27.08 dBm	-27.64 dB	-7.64 dB
173.520 MHz	174.520 MHz	5.000 MHz	6.27902 GHz	-38.73 dBm	-39.28 dB	-19.29 dB
174.520 MHz	347.040 MHz	5.000 MHz	6.44856 GHz	-40.45 dBm	-41.00 dB	-13.16 dB
347.040 MHz	520.560 MHz	5.000 MHz	6.62348 GHz	-47.32 dBm	-47.88 dB	-8.02 dB
520.560 MHz	694.080 MHz	5.000 MHz	6.62625 GHz	-47.50 dBm	-48.06 dB	-8.06 dB

Date: 10.FEB.2026 22:22:44

Plot on 6265 MHz

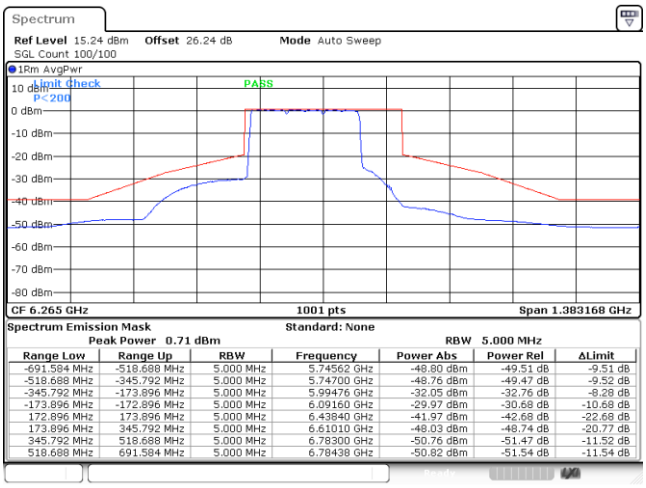

Spectrum Emission Mask Standard: None
Peak Power 0.71 dBm RBW 5.000 MHz

Range Low	Range Up	RBW	Frequency	Power Abs	Power Rel	ΔLimit
-691.584 MHz	-518.688 MHz	5.000 MHz	5.74562 GHz	-48.80 dBm	-49.51 dB	-9.51 dB
-518.688 MHz	-345.792 MHz	5.000 MHz	5.74700 GHz	-48.76 dBm	-49.47 dB	-9.52 dB
-345.792 MHz	-173.896 MHz	5.000 MHz	5.99476 GHz	-32.05 dBm	-32.76 dB	-8.28 dB
-173.896 MHz	-172.896 MHz	5.000 MHz	6.09160 GHz	-29.97 dBm	-30.68 dB	-10.68 dB
172.896 MHz	173.896 MHz	5.000 MHz	6.43840 GHz	-41.97 dBm	-42.68 dB	-22.68 dB
173.896 MHz	345.792 MHz	5.000 MHz	6.61010 GHz	-48.03 dBm	-48.74 dB	-20.77 dB
345.792 MHz	518.688 MHz	5.000 MHz	6.78300 GHz	-50.76 dBm	-51.47 dB	-11.52 dB
518.688 MHz	691.584 MHz	5.000 MHz	6.78438 GHz	-50.82 dBm	-51.54 dB	-11.54 dB

Date: 10.FEB.2026 22:41:21

Plot on 6425 MHz

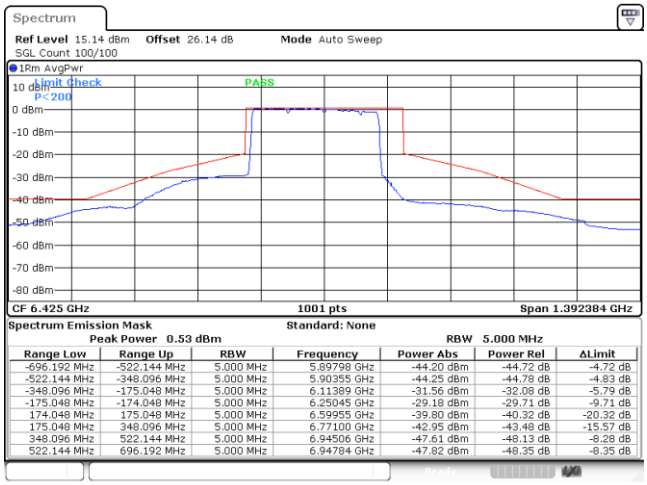

Spectrum Emission Mask Standard: None
Peak Power 0.53 dBm RBW 5.000 MHz

Range Low	Range Up	RBW	Frequency	Power Abs	Power Rel	ΔLimit
-696.192 MHz	-522.144 MHz	5.000 MHz	5.89798 GHz	-44.20 dBm	-44.72 dB	-4.72 dB
-522.144 MHz	-348.096 MHz	5.000 MHz	5.90355 GHz	-44.25 dBm	-44.78 dB	-4.83 dB
-348.096 MHz	-175.048 MHz	5.000 MHz	6.11389 GHz	-31.56 dBm	-32.08 dB	-5.79 dB
-175.048 MHz	-174.048 MHz	5.000 MHz	6.25045 GHz	-29.18 dBm	-29.71 dB	-9.71 dB
174.048 MHz	175.048 MHz	5.000 MHz	6.59955 GHz	-39.80 dBm	-40.32 dB	-20.32 dB
175.048 MHz	348.096 MHz	5.000 MHz	6.77100 GHz	-42.95 dBm	-43.48 dB	-15.57 dB
348.096 MHz	522.144 MHz	5.000 MHz	6.94506 GHz	-47.61 dBm	-48.13 dB	-8.28 dB
522.144 MHz	696.192 MHz	5.000 MHz	6.94784 GHz	-47.82 dBm	-48.35 dB	-8.35 dB

Date: 10.FEB.2026 22:53:59

Plot on 6585 MHz

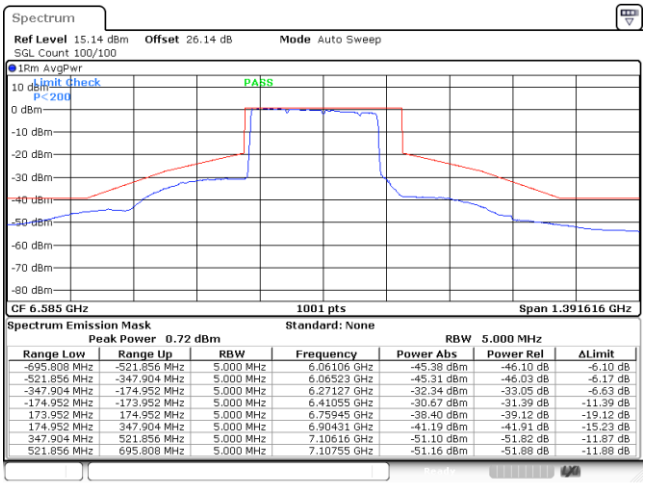

Spectrum Emission Mask Standard: None
Peak Power 0.72 dBm RBW 5.000 MHz

Range Low	Range Up	RBW	Frequency	Power Abs	Power Rel	ΔLimit
-695.808 MHz	-521.856 MHz	5.000 MHz	6.06106 GHz	-45.38 dBm	-46.10 dB	-6.10 dB
-521.856 MHz	-347.904 MHz	5.000 MHz	6.06523 GHz	-45.31 dBm	-46.03 dB	-6.17 dB
-347.904 MHz	-174.952 MHz	5.000 MHz	6.27127 GHz	-32.34 dBm	-33.05 dB	-6.63 dB
-174.952 MHz	-173.952 MHz	5.000 MHz	6.41055 GHz	-30.67 dBm	-31.39 dB	-11.39 dB
173.952 MHz	174.952 MHz	5.000 MHz	6.75945 GHz	-38.40 dBm	-39.12 dB	-19.12 dB
174.952 MHz	347.904 MHz	5.000 MHz	6.90431 GHz	-41.19 dBm	-41.91 dB	-15.23 dB
347.904 MHz	521.856 MHz	5.000 MHz	7.10616 GHz	-51.10 dBm	-51.82 dB	-11.87 dB
521.856 MHz	695.808 MHz	5.000 MHz	7.10755 GHz	-51.16 dBm	-51.88 dB	-11.88 dB

Date: 10.FEB.2026 23:13:49

EUT Mode	802.11be EHT320 Puncture80 4

Plot on 6105 MHz

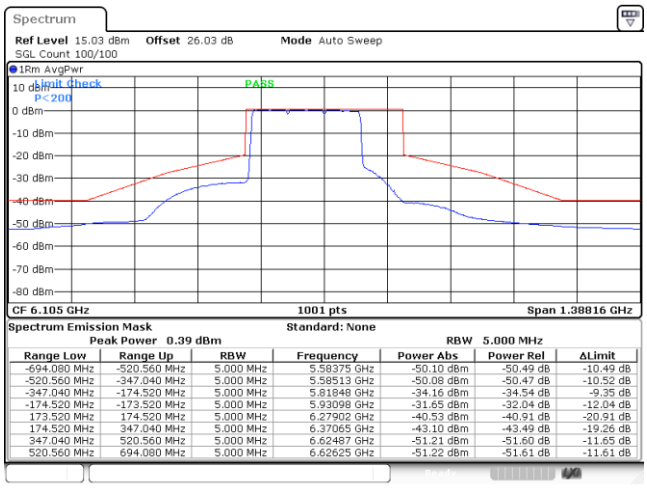

Spectrum Emission Mask Standard: None
Peak Power 0.39 dBm RBW 5.000 MHz

Range Low	Range Up	RBW	Frequency	Power Abs	Power Rel	ΔLimit
-694.080 MHz	-520.560 MHz	5.000 MHz	5.58375 GHz	-50.10 dBm	-50.49 dB	-10.49 dB
-520.560 MHz	-347.040 MHz	5.000 MHz	5.58513 GHz	-50.08 dBm	-50.47 dB	-10.52 dB
-347.040 MHz	-174.520 MHz	5.000 MHz	5.81848 GHz	-34.16 dBm	-34.54 dB	-9.35 dB
-174.520 MHz	-173.520 MHz	5.000 MHz	5.93098 GHz	-31.65 dBm	-32.04 dB	-12.04 dB
173.520 MHz	174.520 MHz	5.000 MHz	6.27902 GHz	-40.53 dBm	-40.91 dB	-20.91 dB
174.520 MHz	347.040 MHz	5.000 MHz	6.37065 GHz	-43.10 dBm	-43.49 dB	-19.26 dB
347.040 MHz	520.560 MHz	5.000 MHz	6.62487 GHz	-51.21 dBm	-51.60 dB	-11.65 dB
520.560 MHz	694.080 MHz	5.000 MHz	6.62625 GHz	-51.22 dBm	-51.61 dB	-11.61 dB

Date: 10.FEB.2026 22:28:06

Plot on 6265 MHz

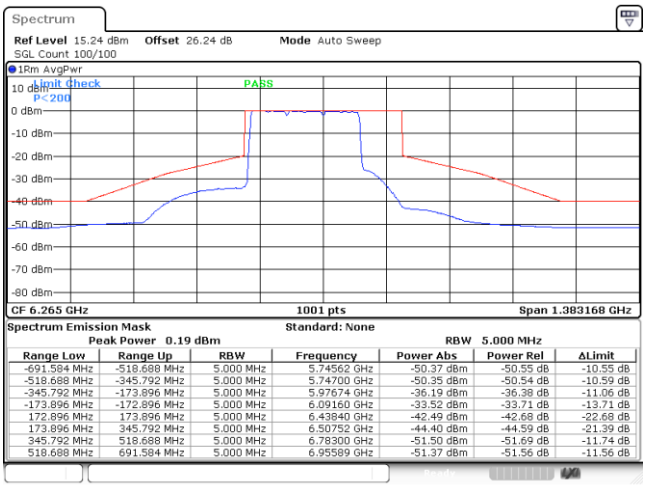

Spectrum Emission Mask Standard: None
Peak Power 0.19 dBm RBW 5.000 MHz

Range Low	Range Up	RBW	Frequency	Power Abs	Power Rel	ΔLimit
-691.584 MHz	-518.688 MHz	5.000 MHz	5.74562 GHz	-50.37 dBm	-50.55 dB	-10.55 dB
-518.688 MHz	-345.792 MHz	5.000 MHz	5.74700 GHz	-50.35 dBm	-50.54 dB	-10.59 dB
-345.792 MHz	-173.896 MHz	5.000 MHz	5.97674 GHz	-36.19 dBm	-36.38 dB	-11.06 dB
-173.896 MHz	-172.896 MHz	5.000 MHz	6.09160 GHz	-33.52 dBm	-33.71 dB	-13.71 dB
172.896 MHz	173.896 MHz	5.000 MHz	6.43840 GHz	-42.49 dBm	-42.68 dB	-22.68 dB
173.896 MHz	345.792 MHz	5.000 MHz	6.50752 GHz	-44.40 dBm	-44.59 dB	-21.39 dB
345.792 MHz	518.688 MHz	5.000 MHz	6.78300 GHz	-51.50 dBm	-51.69 dB	-11.74 dB
518.688 MHz	691.584 MHz	5.000 MHz	6.95589 GHz	-51.37 dBm	-51.56 dB	-11.56 dB

Date: 11.FEB.2026 00:51:00

Plot on 6425 MHz

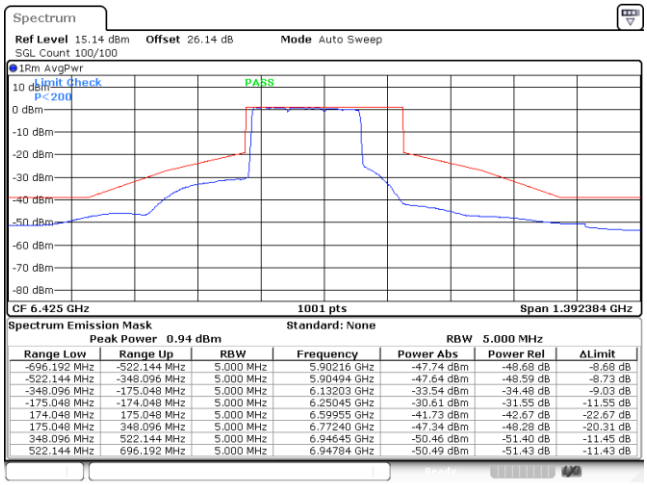

Spectrum Emission Mask Standard: None
Peak Power 0.94 dBm RBW 5.000 MHz

Range Low	Range Up	RBW	Frequency	Power Abs	Power Rel	ΔLimit
-696.192 MHz	-522.144 MHz	5.000 MHz	5.90216 GHz	-47.74 dBm	-48.68 dB	-8.68 dB
-522.144 MHz	-348.096 MHz	5.000 MHz	5.90494 GHz	-47.64 dBm	-48.59 dB	-8.73 dB
-348.096 MHz	-175.048 MHz	5.000 MHz	6.13203 GHz	-33.54 dBm	-34.48 dB	-9.03 dB
-175.048 MHz	-174.048 MHz	5.000 MHz	6.25045 GHz	-30.61 dBm	-31.55 dB	-11.55 dB
174.048 MHz	175.048 MHz	5.000 MHz	6.59955 GHz	-41.73 dBm	-42.67 dB	-22.67 dB
175.048 MHz	348.096 MHz	5.000 MHz	6.77240 GHz	-47.34 dBm	-48.28 dB	-20.31 dB
348.096 MHz	522.144 MHz	5.000 MHz	6.94645 GHz	-50.46 dBm	-51.40 dB	-11.45 dB
522.144 MHz	696.192 MHz	5.000 MHz	6.94784 GHz	-50.49 dBm	-51.43 dB	-11.43 dB

Date: 10.FEB.2026 22:56:53

Plot on 6585 MHz

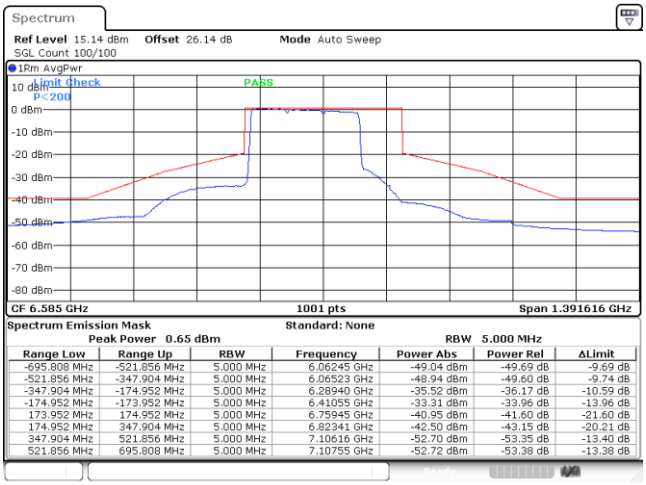

Spectrum Emission Mask Standard: None
Peak Power 0.65 dBm RBW 5.000 MHz

Range Low	Range Up	RBW	Frequency	Power Abs	Power Rel	ΔLimit
-695.808 MHz	-521.856 MHz	5.000 MHz	6.06245 GHz	-49.04 dBm	-49.69 dB	-9.69 dB
-521.856 MHz	-347.904 MHz	5.000 MHz	6.06523 GHz	-48.94 dBm	-49.60 dB	-9.74 dB
-347.904 MHz	-174.952 MHz	5.000 MHz	6.28940 GHz	-35.52 dBm	-36.17 dB	-10.59 dB
-174.952 MHz	-173.952 MHz	5.000 MHz	6.41055 GHz	-33.31 dBm	-33.96 dB	-13.96 dB
173.952 MHz	174.952 MHz	5.000 MHz	6.75945 GHz	-40.95 dBm	-41.60 dB	-21.60 dB
174.952 MHz	347.904 MHz	5.000 MHz	6.82341 GHz	-42.50 dBm	-43.15 dB	-20.21 dB
347.904 MHz	521.856 MHz	5.000 MHz	7.10616 GHz	-52.70 dBm	-53.35 dB	-13.40 dB
521.856 MHz	695.808 MHz	5.000 MHz	7.10755 GHz	-52.72 dBm	-53.38 dB	-13.38 dB

Date: 10.FEB.2026 23:20:35

EUT Mode	802.11be EHT320 Puncture120 6

Plot on 6105 MHz

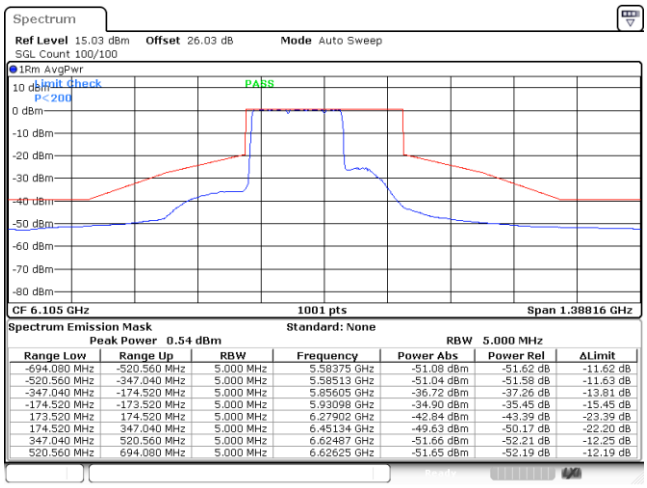

Spectrum Emission Mask Standard: None
Peak Power 0.54 dBm RBW 5.000 MHz

Range Low	Range Up	RBW	Frequency	Power Abs	Power Rel	ΔLimit
-694.080 MHz	-520.560 MHz	5.000 MHz	5.58375 GHz	-51.08 dBm	-51.62 dB	-11.62 dB
-520.560 MHz	-347.040 MHz	5.000 MHz	5.58513 GHz	-51.04 dBm	-51.58 dB	-11.63 dB
-347.040 MHz	-174.520 MHz	5.000 MHz	5.85605 GHz	-36.72 dBm	-37.26 dB	-13.81 dB
-174.520 MHz	-173.520 MHz	5.000 MHz	5.93098 GHz	-34.90 dBm	-35.45 dB	-15.45 dB
173.520 MHz	174.520 MHz	5.000 MHz	6.27902 GHz	-42.84 dBm	-43.39 dB	-23.39 dB
174.520 MHz	347.040 MHz	5.000 MHz	6.45134 GHz	-49.63 dBm	-50.17 dB	-22.20 dB
347.040 MHz	520.560 MHz	5.000 MHz	6.62487 GHz	-51.66 dBm	-52.21 dB	-12.25 dB
520.560 MHz	694.080 MHz	5.000 MHz	6.62625 GHz	-51.65 dBm	-52.19 dB	-12.19 dB

Date: 10.FEB.2026 23:29:20

Plot on 6265 MHz

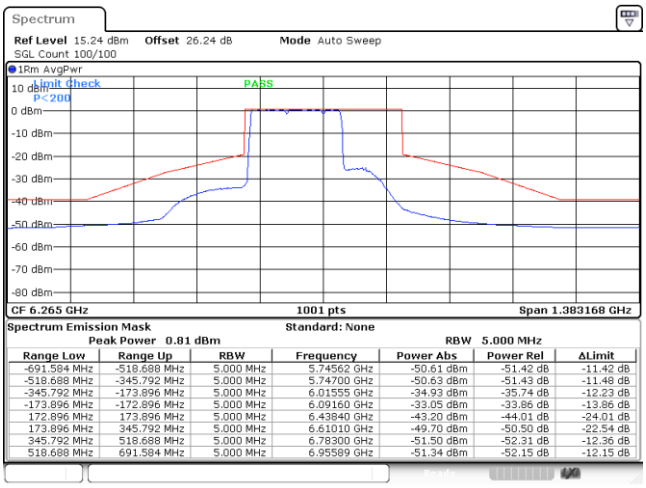

Spectrum Emission Mask Standard: None
Peak Power 0.81 dBm RBW 5.000 MHz

Range Low	Range Up	RBW	Frequency	Power Abs	Power Rel	ΔLimit
-691.584 MHz	-518.688 MHz	5.000 MHz	5.74562 GHz	-50.61 dBm	-51.42 dB	-11.42 dB
-518.688 MHz	-345.792 MHz	5.000 MHz	5.74700 GHz	-50.63 dBm	-51.43 dB	-11.48 dB
-345.792 MHz	-173.896 MHz	5.000 MHz	6.01555 GHz	-34.93 dBm	-35.74 dB	-12.23 dB
-173.896 MHz	-172.896 MHz	5.000 MHz	6.09160 GHz	-33.05 dBm	-33.86 dB	-13.86 dB
172.896 MHz	173.896 MHz	5.000 MHz	6.43840 GHz	-43.20 dBm	-44.01 dB	-24.01 dB
173.896 MHz	345.792 MHz	5.000 MHz	6.61010 GHz	-49.70 dBm	-50.50 dB	-22.54 dB
345.792 MHz	518.688 MHz	5.000 MHz	6.78300 GHz	-51.50 dBm	-52.31 dB	-12.36 dB
518.688 MHz	691.584 MHz	5.000 MHz	6.95589 GHz	-51.34 dBm	-52.15 dB	-12.15 dB

Date: 10.FEB.2026 23:39:36

Plot on 6425 MHz

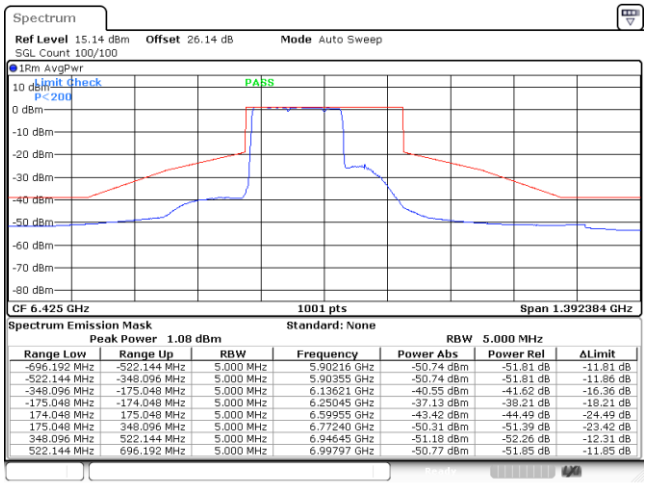

Spectrum Emission Mask Standard: None
Peak Power 1.08 dBm RBW 5.000 MHz

Range Low	Range Up	RBW	Frequency	Power Abs	Power Rel	ΔLimit
-696.192 MHz	-522.144 MHz	5.000 MHz	5.90216 GHz	-50.74 dBm	-51.81 dB	-11.81 dB
-522.144 MHz	-348.096 MHz	5.000 MHz	5.90355 GHz	-50.74 dBm	-51.81 dB	-11.86 dB
-348.096 MHz	-175.048 MHz	5.000 MHz	6.13621 GHz	-40.55 dBm	-41.62 dB	-16.36 dB
-175.048 MHz	-174.048 MHz	5.000 MHz	6.25045 GHz	-37.13 dBm	-38.21 dB	-18.21 dB
174.048 MHz	175.048 MHz	5.000 MHz	6.59955 GHz	-43.42 dBm	-44.49 dB	-24.49 dB
175.048 MHz	348.096 MHz	5.000 MHz	6.77240 GHz	-50.31 dBm	-51.39 dB	-23.42 dB
348.096 MHz	522.144 MHz	5.000 MHz	6.94645 GHz	-51.18 dBm	-52.26 dB	-12.31 dB
522.144 MHz	696.192 MHz	5.000 MHz	6.99797 GHz	-50.77 dBm	-51.85 dB	-11.85 dB

Date: 10.FEB.2026 23:43:23

Plot on 6585 MHz

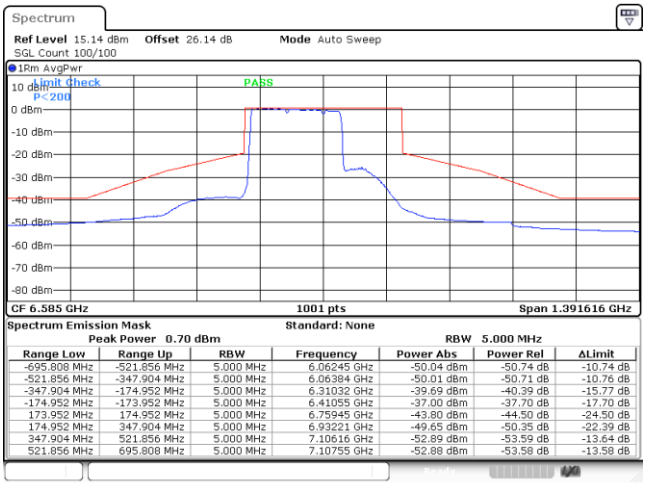

Spectrum Emission Mask Standard: None
Peak Power 0.70 dBm RBW 5.000 MHz

Range Low	Range Up	RBW	Frequency	Power Abs	Power Rel	ΔLimit
-695.808 MHz	-521.856 MHz	5.000 MHz	6.06245 GHz	-50.04 dBm	-50.74 dB	-10.74 dB
-521.856 MHz	-347.904 MHz	5.000 MHz	6.06384 GHz	-50.01 dBm	-50.71 dB	-10.76 dB
-347.904 MHz	-174.952 MHz	5.000 MHz	6.31032 GHz	-39.69 dBm	-40.39 dB	-15.77 dB
-174.952 MHz	-173.952 MHz	5.000 MHz	6.41055 GHz	-37.00 dBm	-37.70 dB	-17.70 dB
173.952 MHz	174.952 MHz	5.000 MHz	6.75945 GHz	-43.80 dBm	-44.50 dB	-24.50 dB
174.952 MHz	347.904 MHz	5.000 MHz	6.93221 GHz	-49.65 dBm	-50.35 dB	-22.39 dB
347.904 MHz	521.856 MHz	5.000 MHz	7.10616 GHz	-52.89 dBm	-53.59 dB	-13.64 dB
521.856 MHz	695.808 MHz	5.000 MHz	7.10755 GHz	-52.88 dBm	-53.58 dB	-13.58 dB

Date: 10.FEB.2026 23:56:26

Appendix B. AC Conducted Emission Test Results

Test Engineer :	Louis Chung	**Temperature :**	20.8~22.0℃
		Relative Humidity :	45.7~61.7%

EUT Information

Report NO :	5N0610-01
Test Mode :	Mode 1
Test Voltage :	Power from system
Phase :	Line

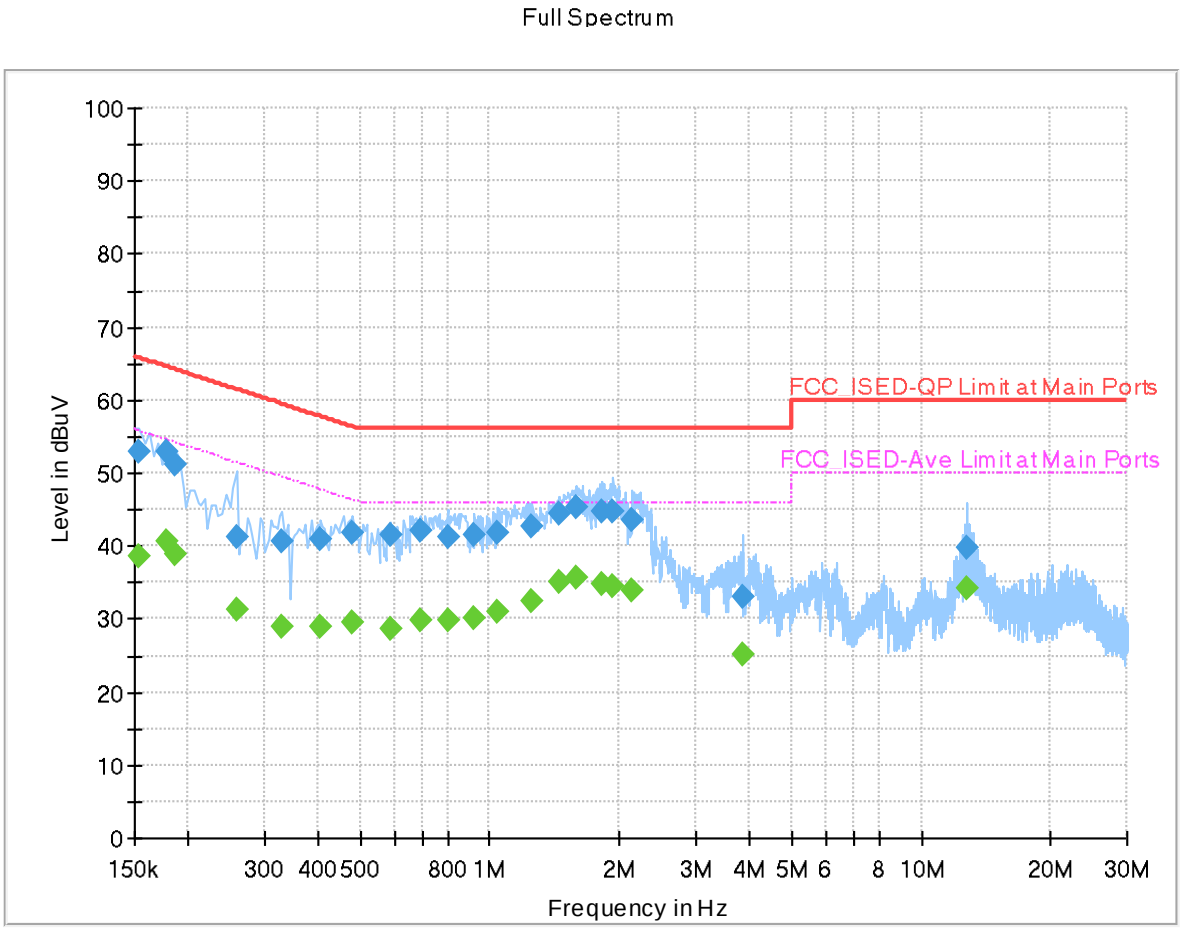

Final_Result

Frequency (MHz)	QuasiPeak (dBuV)	CAverage (dBuV)	Limit (dBuV)	Margin (dB)	Line	Filter	Corr. (dB)
0.154000	---	38.66	55.78	17.12	L1	OFF	19.9
0.154000	52.98	---	65.78	12.80	L1	OFF	19.9
0.178000	---	40.65	54.58	13.93	L1	OFF	19.9
0.178000	53.07	---	64.58	11.51	L1	OFF	19.9
0.186000	---	38.83	54.21	15.38	L1	OFF	19.9
0.186000	51.27	---	64.21	12.94	L1	OFF	19.9
0.258000	---	31.24	51.50	20.26	L1	OFF	19.9
0.258000	41.25	---	61.50	20.25	L1	OFF	19.9
0.330000	---	29.09	49.45	20.36	L1	OFF	19.9
0.330000	40.77	---	59.45	18.68	L1	OFF	19.9
0.406000	---	28.90	47.73	18.83	L1	OFF	19.9
0.406000	41.02	---	57.73	16.71	L1	OFF	19.9
0.482000	---	29.49	46.31	16.82	L1	OFF	19.9
0.482000	41.94	---	56.31	14.37	L1	OFF	19.9
0.586000	---	28.52	46.00	17.48	L1	OFF	19.9
0.586000	41.55	---	56.00	14.45	L1	OFF	19.9
0.690000	---	29.78	46.00	16.22	L1	OFF	19.9
0.690000	42.08	---	56.00	13.92	L1	OFF	19.9
0.798000	---	29.72	46.00	16.28	L1	OFF	19.9

0.798000	41.32	---	56.00	14.68	L1	OFF	19.9
0.918000	---	30.16	46.00	15.84	L1	OFF	19.9
0.918000	41.56	---	56.00	14.44	L1	OFF	19.9
1.046000	---	30.96	46.00	15.04	L1	OFF	19.9
1.046000	41.70	---	56.00	14.30	L1	OFF	19.9
1.254000	---	32.42	46.00	13.58	L1	OFF	19.9
1.254000	42.68	---	56.00	13.32	L1	OFF	19.9
1.446000	---	35.12	46.00	10.88	L1	OFF	19.9
1.446000	44.45	---	56.00	11.55	L1	OFF	19.9
1.590000	---	35.62	46.00	10.38	L1	OFF	19.9
1.590000	45.27	---	56.00	10.73	L1	OFF	19.9
1.814000	---	34.82	46.00	11.18	L1	OFF	20.0
1.814000	44.63	---	56.00	11.37	L1	OFF	20.0
1.934000	---	34.53	46.00	11.47	L1	OFF	20.0
1.934000	44.72	---	56.00	11.28	L1	OFF	20.0
2.142000	---	33.95	46.00	12.05	L1	OFF	20.0
2.142000	43.58	---	56.00	12.42	L1	OFF	20.0
3.870000	---	25.17	46.00	20.83	L1	OFF	20.0
3.870000	32.96	---	56.00	23.04	L1	OFF	20.0
12.770000	---	34.15	50.00	15.85	L1	OFF	20.1
12.770000	39.81	---	60.00	20.19	L1	OFF	20.1

EUT Information

Report NO :	5N0610-01
Test Mode :	Mode 1
Test Voltage :	Power from system
Phase :	Neutral

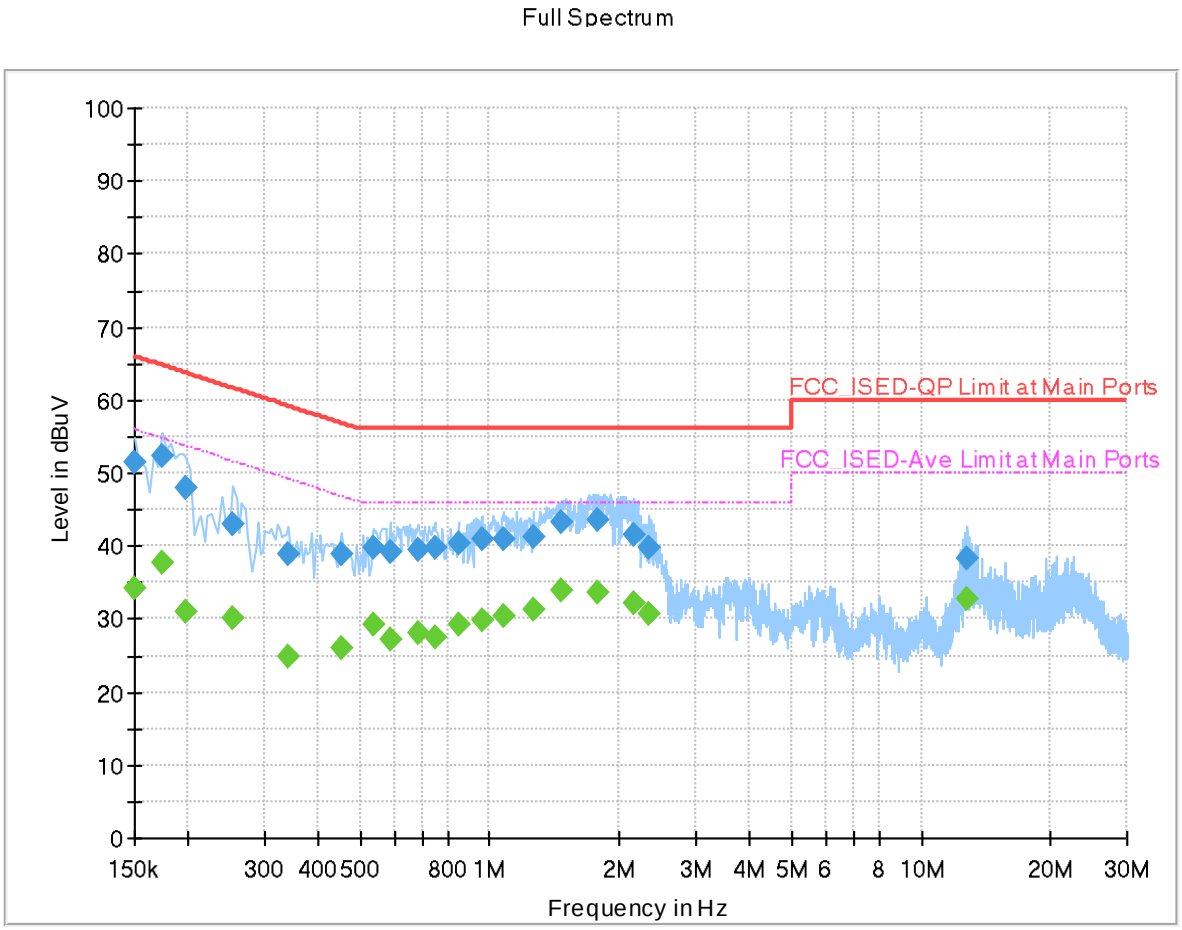

Final_Result

Frequency (MHz)	QuasiPeak (dBuV)	CAverage (dBuV)	Limit (dBuV)	Margin (dB)	Line	Filter	Corr. (dB)
0.150000	---	34.17	56.00	21.83	N	OFF	20.0
0.150000	51.50	---	66.00	14.50	N	OFF	20.0
0.174000	---	37.80	54.77	16.97	N	OFF	19.9
0.174000	52.48	---	64.77	12.29	N	OFF	19.9
0.198000	---	30.93	53.69	22.76	N	OFF	19.9
0.198000	47.91	---	63.69	15.78	N	OFF	19.9
0.254000	---	30.08	51.63	21.55	N	OFF	19.9
0.254000	43.05	---	61.63	18.58	N	OFF	19.9
0.342000	---	24.75	49.16	24.41	N	OFF	19.9
0.342000	38.86	---	59.16	20.30	N	OFF	19.9
0.454000	---	26.13	46.80	20.67	N	OFF	19.9
0.454000	38.80	---	56.80	18.00	N	OFF	19.9
0.538000	---	29.28	46.00	16.72	N	OFF	19.9
0.538000	39.89	---	56.00	16.11	N	OFF	19.9
0.586000	---	27.27	46.00	18.73	N	OFF	19.9
0.586000	39.21	---	56.00	16.79	N	OFF	19.9
0.682000	---	28.01	46.00	17.99	N	OFF	19.9
0.682000	39.61	---	56.00	16.39	N	OFF	19.9
0.746000	---	27.51	46.00	18.49	N	OFF	19.9

0.746000	39.69	---	56.00	16.31	N	OFF	19.9
0.846000	---	29.38	46.00	16.62	N	OFF	19.9
0.846000	40.27	---	56.00	15.73	N	OFF	19.9
0.958000	---	29.94	46.00	16.06	N	OFF	19.9
0.958000	40.80	---	56.00	15.20	N	OFF	19.9
1.074000	---	30.44	46.00	15.56	N	OFF	19.9
1.074000	41.07	---	56.00	14.93	N	OFF	19.9
1.262000	---	31.19	46.00	14.81	N	OFF	19.9
1.262000	41.16	---	56.00	14.84	N	OFF	19.9
1.466000	---	33.91	46.00	12.09	N	OFF	20.0
1.466000	43.26	---	56.00	12.74	N	OFF	20.0
1.786000	---	33.74	46.00	12.26	N	OFF	20.0
1.786000	43.45	---	56.00	12.55	N	OFF	20.0
2.166000	---	32.08	46.00	13.92	N	OFF	20.0
2.166000	41.46	---	56.00	14.54	N	OFF	20.0
2.330000	---	30.74	46.00	15.26	N	OFF	20.0
2.330000	39.78	---	56.00	16.22	N	OFF	20.0
12.770000	---	32.83	50.00	17.17	N	OFF	20.1
12.770000	38.16	---	60.00	21.84	N	OFF	20.1

Appendix C. Radiated Spurious Emission Test Data

Test Engineer :	Lucifer Jiang	**Temperature :**	19~23°C
		Relative Humidity :	60~64.5%

Note symbol

-L	**Low channel location**
-R	**High channel location**

C1.Radiated Spurious Emission Test Modes

Mode	Band	Band (GHz)	Antenna	Modulation	Channel	Frequency	Data Rate	RU	Remark
Mode 67	U-NII-5	5.925-6.425	0+1	802.11a	1	5955	6Mbps	-	-
Mode 68	U-NII-5	5.925-6.425	0+1	802.11a	49	6195	6Mbps	-	-
Mode 69	U-NII-5	5.925-6.425	0+1	802.11a	93	6415	6Mbps	-	-
Mode 70	U-NII-5	5.925-6.425	0+1	802.11be EHT20	1	5955	MCS0	Full RU	-
Mode 71	U-NII-5	5.925-6.425	0+1	802.11be EHT20	1	5955	MCS0	Partial RU 106/53	-
Mode 72	U-NII-5	5.925-6.425	0+1	802.11be EHT20	49	6195	MCS0	-	-
Mode 73	U-NII-5	5.925-6.425	0+1	802.11be EHT20	93	6415	MCS0	-	-
Mode 74	U-NII-5	5.925-6.425	0+1	802.11be EHT40	3	5965	MCS0	Full RU	-
Mode 75	U-NII-5	5.925-6.425	0+1	802.11be EHT40	3	5965	MCS0	Partial RU 242/61	-
Mode 76	U-NII-5	5.925-6.425	0+1	802.11be EHT40	51	6205	MCS0	-	-
Mode 77	U-NII-5	5.925-6.425	0+1	802.11be EHT40	91	6405	MCS0	-	-

Mode	Band	Band (GHz)	Antenna	Modulation	Channel	Frequency	Data Rate	RU	Remark
Mode 78	U-NII-5	5.925-6.425	0+1	802.11be EHT80	7	5985	MCS0	Full RU	-
Mode 79	U-NII-5	5.925-6.425	0+1	802.11be EHT80	7	5985	MCS0	Partial RU 484/65	-
Mode 80	U-NII-5	5.925-6.425	0+1	802.11be EHT80	55	6225	MCS0	-	-
Mode 81	U-NII-5	5.925-6.425	0+1	802.11be EHT80	87	6385	MCS0	-	-
Mode 82	U-NII-5	5.925-6.425	0+1	802.11be EHT160	15	6025	MCS0	Full RU	-
Mode 83	U-NII-5	5.925-6.425	0+1	802.11be EHT160	15	6025	MCS0	Partial RU 996/67	-
Mode 84	U-NII-5	5.925-6.425	0+1	802.11be EHT160	47	6185	MCS0	-	-
Mode 85	U-NII-5	5.925-6.425	0+1	802.11be EHT160	79	6345	MCS0	-	-
Mode 97	U-NII-7	6.525-6.875	0+1	802.11a	117	6535	6Mbps	-	-
Mode 98	U-NII-7	6.525-6.875	0+1	802.11a	149	6695	6Mbps	-	-
Mode 99	U-NII-7	6.525-6.875	0+1	802.11a	185	6875	6Mbps	-	-

Mode	Band	Band (GHz)	Antenna	Modulation	Channel	Frequency	Data Rate	RU	Remark
Mode 100	U-NII-7	6.525-6.875	0+1	802.11be EHT20	117	6535	MCS0	-	-
Mode 101	U-NII-7	6.525-6.875	0+1	802.11be EHT20	149	6695	MCS0	-	-
Mode 102	U-NII-7	6.525-6.875	0+1	802.11be EHT20	185	6875	MCS0	-	-
Mode 103	U-NII-7	6.525-6.875	0+1	802.11be EHT40	123	6565	MCS0	-	-
Mode 104	U-NII-7	6.525-6.875	0+1	802.11be EHT40	147	6685	MCS0	-	-
Mode 105	U-NII-7	6.525-6.875	0+1	802.11be EHT40	187	6885	MCS0	-	-
Mode 106	U-NII-7	6.525-6.875	0+1	802.11be EHT80	135	6625	MCS0	-	-
Mode 107	U-NII-7	6.525-6.875	0+1	802.11be EHT80	151	6705	MCS0	-	-
Mode 108	U-NII-7	6.525-6.875	0+1	802.11be EHT80	183	6865	MCS0	-	-
Mode 109	U-NII-7	6.525-6.875	0+1	802.11be EHT160	143	6665	MCS0	-	-
Mode 110	U-NII-7	6.525-6.875	0+1	802.11be EHT160	175	6825	MCS0	-	-

Mode	Band	Band (GHz)	Antenna	Modulation	Channel	Frequency	Data Rate	RU	Remark
Mode 167	U-NII-5	5.925-6.425	0+1	802.11be EHT160	15	6025	MCS0	Partial RU 996/67	LF

Mode	Modulation	Ch.	Freq. (MHz)	Level (dBuV/m)	Limit (dBuV/m)	Margin (dB)	Pol.	Peak Avg.	Result	RU	Remark
67	802.11a	1	5923.02	38.34	68.20	-29.86	H	Avg.	Pass	-	Band Edge
	802.11a	1	17865.00	46.36	54.00	-7.64	H	Avg.	Pass	-	Harmonic
68	802.11a	49	-	-	-	-	-	-	-	-	Band Edge
	802.11a	49	12390.00	50.32	54.00	-3.68	V	Avg.	Pass	-	Harmonic
69	802.11a	93	-	-	-	-	-	-	-	-	Band Edge
	802.11a	93	19245.00	43.44	74.00	-30.56	V	Peak	Pass	-	Harmonic
70	802.11be EHT20	1	5924.97	62.39	68.20	-5.81	V	Avg.	Pass	Full RU	Band Edge
	802.11be EHT20	1	17865.00	46.33	54.00	-7.67	V	Avg.	Pass	Full RU	Harmonic
71	802.11be EHT20	1	5924.97	54.98	68.20	-13.22	V	Avg.	Pass	Partial RU 106/53	Band Edge
	802.11be EHT20	1	-	-	-	-	-	-	-	Partial RU 106/53	Harmonic
72	802.11be EHT20	49	-	-	-	-	-	-	-	-	Band Edge

Mode	Modulation	Ch.	Freq. (MHz)	Level (dBuV/m)	Limit (dBuV/m)	Margin (dB)	Pol.	Peak Avg.	Result	RU	Remark
72	802.11be EHT20	49	12390.00	43.06	54.00	-10.94	H	Avg.	Pass	-	Harmonic
73	802.11be EHT20	93	-	-	-	-	-	-	-	-	Band Edge
	802.11be EHT20	93	19245.00	42.85	74.00	-31.15	V	Peak	Pass	-	Harmonic
74	802.11be EHT40	3	5923.98	67.06	68.20	-1.14	H	Avg.	Pass	Full RU	Band Edge
	802.11be EHT40	3	17895.00	47.00	54.00	-7.00	V	Avg.	Pass	Full RU	Harmonic
75	802.11be EHT40	3	5924.96	65.18	68.20	-3.02	H	Avg.	Pass	Partial RU 242/61	Band Edge
	802.11be EHT40	3	-	-	-	-	-	-	-	Partial RU 242/61	Harmonic
76	802.11be EHT40	51	-	-	-	-	-	-	-	-	Band Edge
	802.11be EHT40	51	12410.00	42.10	54.00	-11.90	V	Avg.	Pass	-	Harmonic
77	802.11be EHT40	91	-	-	-	-	-	-	-	-	Band Edge
	802.11be EHT40	91	19215.00	41.89	74.00	-32.11	H	Peak	Pass	-	Harmonic

Mode	Modulation	Ch.	Freq. (MHz)	Level (dBuV/m)	Limit (dBuV/m)	Margin (dB)	Pol.	Peak Avg.	Result	RU	Remark
78	802.11be EHT80	7	5923.88	65.11	68.20	-3.09	H	Avg.	Pass	Full RU	Band Edge
	802.11be EHT80	7	17955.00	46.91	54.00	-7.09	V	Avg.	Pass	Full RU	Harmonic
79	802.11be EHT80	7	5922.44	66.09	68.20	-2.11	H	Avg.	Pass	Partial RU 484/65	Band Edge
	802.11be EHT80	7	-	-	-	-	-	-	-	Partial RU 484/65	Harmonic
80	802.11be EHT80	55	-	-	-	-	-	-	-	-	Band Edge
	802.11be EHT80	55	12450.00	42.18	54.00	-11.82	V	Avg.	Pass	-	Harmonic
81	802.11be EHT80	87	-	-	-	-	-	-	-	-	Band Edge
	802.11be EHT80	87	19155.00	43.27	74.00	-30.73	H	Peak	Pass	-	Harmonic
82	802.11be EHT160	15	5806.75	64.49	68.20	-3.71	H	Avg.	Pass	Full RU	Band Edge
	802.11be EHT160	15	12050.00	41.57	54.00	-12.43	H	Avg.	Pass	Full RU	Harmonic
83	802.11be EHT160	15	5890.68	67.10	68.20	-1.10	H	Avg.	Pass	Partial RU 996/67	Band Edge

Mode	Modulation	Ch.	Freq. (MHz)	Level (dBuV/m)	Limit (dBuV/m)	Margin (dB)	Pol.	Peak Avg.	Result	RU	Remark
83	802.11be EHT160	15	-	-	-	-	-	-	-	Partial RU 996/67	Harmonic
84	802.11be EHT160	47	-	-	-	-	-	-	-	-	Band Edge
	802.11be EHT160	47	12370.00	42.01	54.00	-11.99	V	Avg.	Pass	-	Harmonic
85	802.11be EHT160	79	-	-	-	-	-	-	-	-	Band Edge
	802.11be EHT160	79	12690.00	42.51	54.00	-11.49	H	Avg.	Pass	-	Harmonic
97	802.11a	117	-	-	-	-	-	-	-	-	Band Edge
	802.11a	117	13070.00	59.95	88.20	-28.25	V	Peak	Pass	-	Harmonic
98	802.11a	149	-	-	-	-	-	-	-	-	Band Edge
	802.11a	149	13390.00	50.61	54.00	-3.39	H	Avg.	Pass	-	Harmonic
99	802.11a	185	-	-	-	-	-	-	-	-	Band Edge
	802.11a	185	13750.00	63.81	88.20	-24.39	H	Peak	Pass	-	Harmonic

Mode	Modulation	Ch.	Freq. (MHz)	Level (dBuV/m)	Limit (dBuV/m)	Margin (dB)	Pol.	Peak Avg.	Result	RU	Remark
100	802.11be EHT20	117	-	-	-	-	-	-	-	-	Band Edge
	802.11be EHT20	117	13070.00	57.81	88.20	-30.39	V	Peak	Pass	-	Harmonic
101	802.11be EHT20	149	-	-	-	-	-	-	-	-	Band Edge
	802.11be EHT20	149	13390.00	49.80	54.00	-4.20	H	Avg.	Pass	-	Harmonic
102	802.11be EHT20	185	-	-	-	-	-	-	-	-	Band Edge
	802.11be EHT20	185	13750.00	63.12	88.20	-25.08	H	Peak	Pass	-	Harmonic
103	802.11be EHT40	123	-	-	-	-	-	-	-	-	Band Edge
	802.11be EHT40	123	13130.00	55.98	88.20	-32.22	H	Peak	Pass	-	Harmonic
104	802.11be EHT40	147	-	-	-	-	-	-	-	-	Band Edge
	802.11be EHT40	147	13370.00	49.69	54.00	-4.31	H	Avg.	Pass	-	Harmonic
105	802.11be EHT40	187	-	-	-	-	-	-	-	-	Band Edge

Mode	Modulation	Ch.	Freq. (MHz)	Level (dBuV/m)	Limit (dBuV/m)	Margin (dB)	Pol.	Peak Avg.	Result	RU	Remark
105	802.11be EHT40	187	13770.00	60.73	88.20	-27.47	V	Peak	Pass	-	Harmonic
106	802.11be EHT80	135	-	-	-	-	-	-	-	-	Band Edge
	802.11be EHT80	135	13250.00	47.11	54.00	-6.89	H	Avg.	Pass	-	Harmonic
107	802.11be EHT80	151	-	-	-	-	-	-	-	-	Band Edge
	802.11be EHT80	151	13410.00	56.01	88.20	-32.19	H	Peak	Pass	-	Harmonic
108	802.11be EHT80	183	-	-	-	-	-	-	-	-	Band Edge
	802.11be EHT80	183	13730.00	59.25	88.20	-28.95	H	Peak	Pass	-	Harmonic
109	802.11be EHT160	143	-	-	-	-	-	-	-	-	Band Edge
	802.11be EHT160	143	13330.00	46.29	54.00	-7.71	H	Avg.	Pass	-	Harmonic
110	802.11be EHT160	175	-	-	-	-	-	-	-	-	Band Edge
	802.11be EHT160	175	20475.00	41.61	74.00	-32.39	V	Peak	Pass	-	Harmonic

Mode	Modulation	Ch.	Freq. (MHz)	Level (dBuV/m)	Limit (dBuV/m)	Margin (dB)	Pol.	Peak Avg.	Result	RU	Remark
167	LF	15	166.77	34.30	43.50	-9.20	H	Peak	Pass	-	LF

Mode	67	
	Band Edge	
	U-NII-5_5.925-6.425_802.11a_CH1_5955MHz	
ANT	0+1	
Pol.	Horizontal	Fundamental
Peak	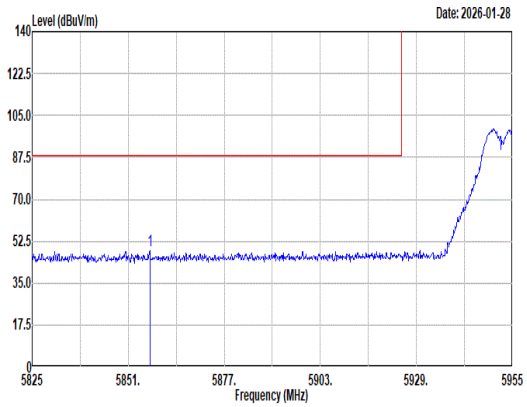 Site : 03CH17-HY Condition: PEAK_BE(UNII)_6E 3m DRH18-E_KV2D06A18ES_251105 HORIZONTAL : RBW:1000.000kHz VBW:3000.000kHz SWT:Auto Detector : PEAK Mode : 67 Setting : per:18.5 exception:-14.25 1 5856.85 48.50 88.20 -39.70 39.69 33.71 13.12 38.02 0.00 193 44 Peak	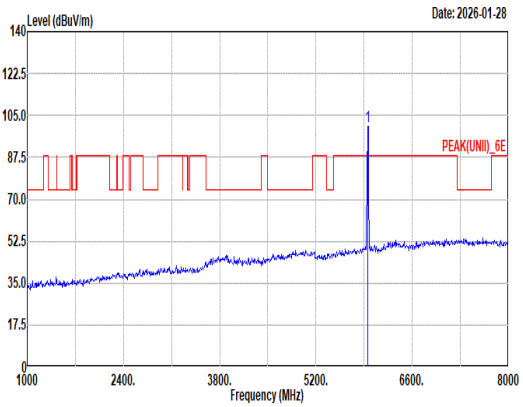 Site : 03CH17-HY Condition: PEAK(UNII)_6E 3m DRH18-E_KV2D06A18ES_251105 HORIZONTAL : RBW:1000.000kHz VBW:3000.000kHz SWT:Auto Detector : PEAK Mode : 67 Setting : per:18.5 exception:-14.25 1 5955.00 100.59 ------ ------ 91.29 33.71 13.58 37.99 0.00 193 44 Peak
Avg	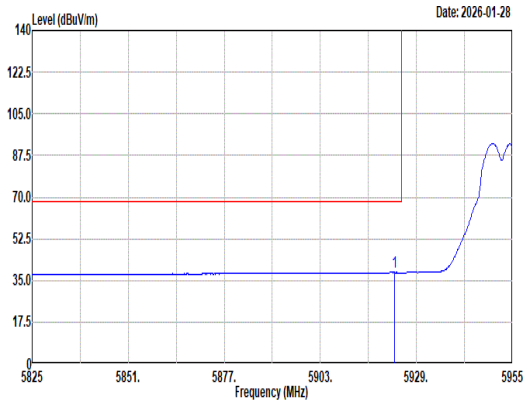 Site : 03CH17-HY Condition: AVG_BE(UNII)_6E 3m DRH18-E_KV2D06A18ES_251105 HORIZONTAL : RBW:1000.000kHz VBW:0.010kHz SWT:Auto Detector : PEAK Mode : 67 Setting : per:18.5 exception:-14.25 1 5923.02 38.34 68.20 -29.86 29.16 33.75 13.43 38.00 0.00 193 44 Average	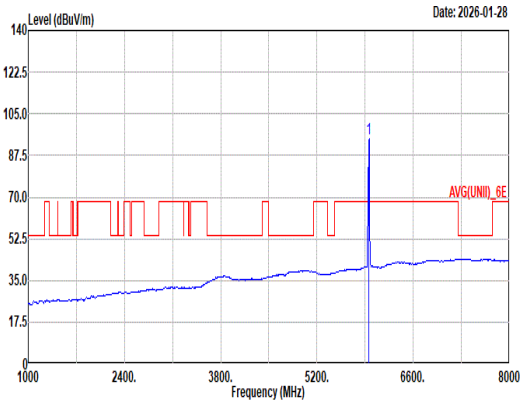 Site : 03CH17-HY Condition: AVG(UNII)_6E 3m DRH18-E_KV2D06A18ES_251105 HORIZONTAL : RBW:1000.000kHz VBW:0.010kHz SWT:Auto Detector : PEAK Mode : 67 Setting : per:18.5 exception:-14.25 1 5955.00 94.34 ------ ------ 84.99 33.73 13.61 37.99 0.00 193 44 Average

Mode	67	
	Band Edge	
	U-NII-5_5.925-6.425_802.11a_CH1_5955MHz	
ANT	0+1	
Pol.	Vertical	Fundamental
Peak	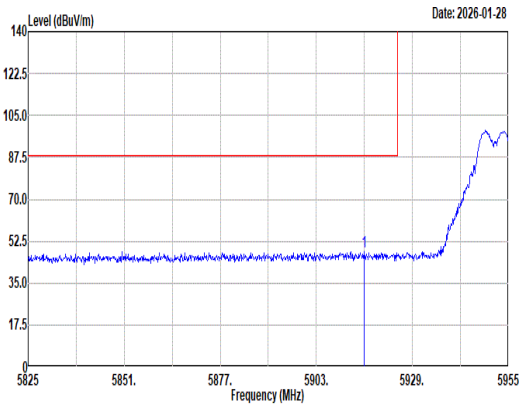 Site : 03CH17-HY Condition: PEAK_BE(UNII)_6E 3m DRH18-E_KV2D06A18ES_251105 VERTICAL : RBW:1000.000kHz VBW:3000.000kHz SWT:Auto Detector : PEAK Mode : 67 Setting : per:18.5 exception:-14.25 1 5915.87 48.16 88.20 -40.04 39.00 33.77 13.39 38.00 0.00 214 1 Peak	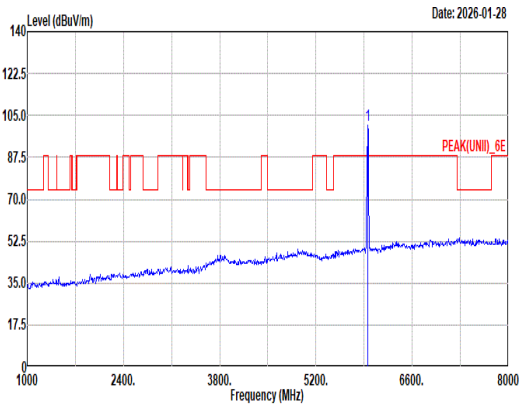 Site : 03CH17-HY Condition: PEAK(UNII)_6E 3m DRH18-E_KV2D06A18ES_251105 VERTICAL : RBW:1000.000kHz VBW:3000.000kHz SWT:Auto Detector : PEAK Mode : 67 Setting : per:18.5 exception:-14.25 1 5955.00 100.96 ------ ------ 91.66 33.71 13.58 37.99 0.00 214 1 Peak
Avg	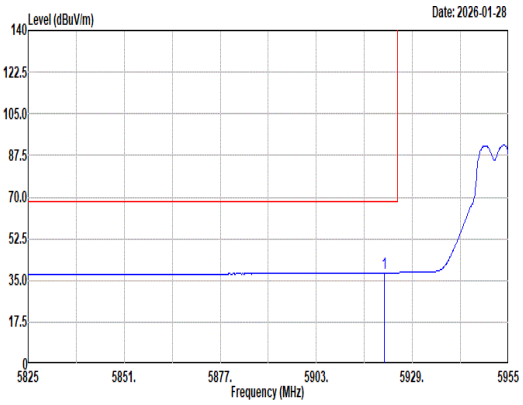 Site : 03CH17-HY Condition: AVG_BE(UNII)_6E 3m DRH18-E_KV2D06A18ES_251105 VERTICAL : RBW:1000.000kHz VBW:0.010kHz SWT:Auto Detector : PEAK Mode : 67 Setting : per:18.5 exception:-14.25 1 5921.33 38.29 68.20 -29.91 29.11 33.76 13.42 38.00 0.00 214 1 Average	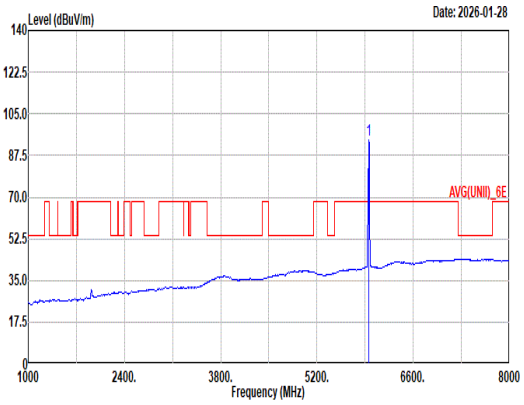 Site : 03CH17-HY Condition: AVG(UNII)_6E 3m DRH18-E_KV2D06A18ES_251105 VERTICAL : RBW:1000.000kHz VBW:0.010kHz SWT:Auto Detector : PEAK Mode : 67 Setting : per:18.5 exception:-14.25 1 5955.00 93.86 ------ ------ 84.56 33.71 13.58 37.99 0.00 214 1 Average

Mode	67	
	Harmonic	
	U-NII-5_5.925-6.425_802.11a_CH1_5955MHz	
ANT	0+1	
Pol.	Horizontal	Vertical
Peak Avg	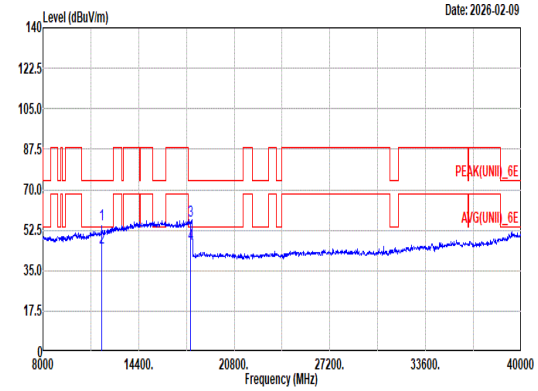 Site : 03CH17-HY Condition: PEAK(UNII)_6E 1m BBHA9170_1223_250702 HORIZONTAL Mode : 67 Setting : per:18.5 exception:-14.25	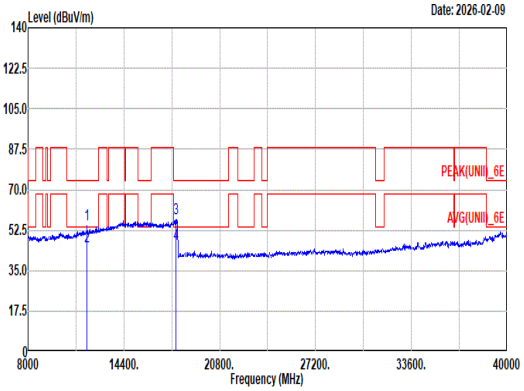 Site : 03CH17-HY Condition: PEAK(UNII)_6E 1m BBHA9170_1223_250702 VERTICAL Mode : 67 Setting : per:18.5 exception:-14.25

	Freq	Level	Limit Line	Margin	Read Level	Ant Factor	Cable Loss	Preamp Factor	Aux Factor	APos	TPos	Remark
	MHz	dBuV/m	dBuV/m	dB	dBuV	dB/m	dB	dB	dB	cm	deg	
1	11910.00	55.05	74.00	-18.95	39.37	38.62	19.64	43.08	0.50	181	310	Peak
2	11910.00	45.10	54.00	-8.90	29.42	38.62	19.64	43.08	0.50	181	310	Average
3	17865.00	56.30	74.00	-17.70	35.66	41.49	24.19	45.75	0.71	--	--	Peak
4	17865.00	46.36	54.00	-7.64	25.72	41.49	24.19	45.75	0.71	--	--	Average

	Freq	Level	Limit Line	Margin	Read Level	Ant Factor	Cable Loss	Preamp Factor	Aux Factor	APos	TPos	Remark
	MHz	dBuV/m	dBuV/m	dB	dBuV	dB/m	dB	dB	dB	cm	deg	
1	11910.00	54.88	74.00	-19.12	39.20	38.62	19.64	43.08	0.50	398	337	Peak
2	11910.00	45.24	54.00	-8.76	29.56	38.62	19.64	43.08	0.50	398	337	Average
3	17865.00	57.33	74.00	-16.67	36.69	41.49	24.19	45.75	0.71	--	--	Peak
4	17865.00	46.32	54.00	-7.68	25.68	41.49	24.19	45.75	0.71	--	--	Average

Mode	67	
	Harmonic	
	U-NII-5_5.925-6.425_802.11a_CH1_5955MHz	
ANT	0+1	
Pol.	Horizontal	Vertical
10.6G ~18G Avg	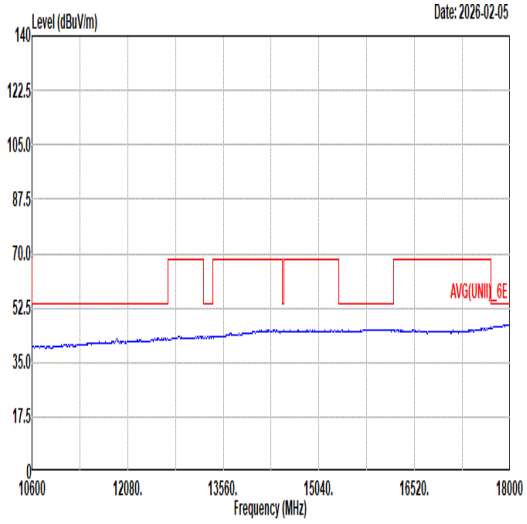 Site : 03CH17-HY Condition: AVG(UNII)_6E 3m DRH18-E_KV2D06A18ES_251105 HORIZONTAL Mode : 67 Setting : per:18.5 exception:-14.25	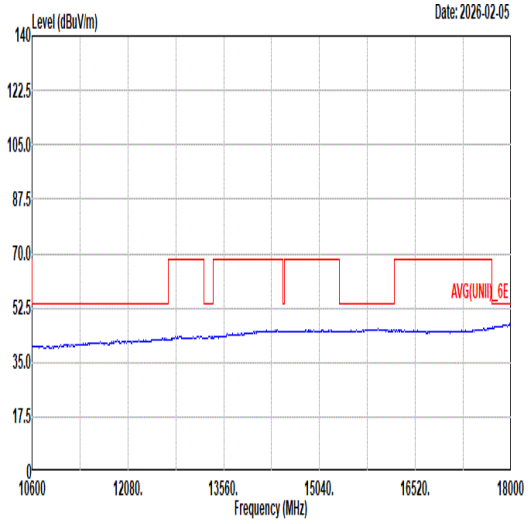 Site : 03CH17-HY Condition: AVG(UNII)_6E 3m DRH18-E_KV2D06A18ES_251105 VERTICAL Mode : 67 Setting : per:18.5 exception:-14.25

Mode	68	
	Band Edge	
	U-NII-5_5.925-6.425_802.11a_CH49_6195MHz	
ANT	0+1	
Pol.	Horizontal	Fundamental
Peak	Blank	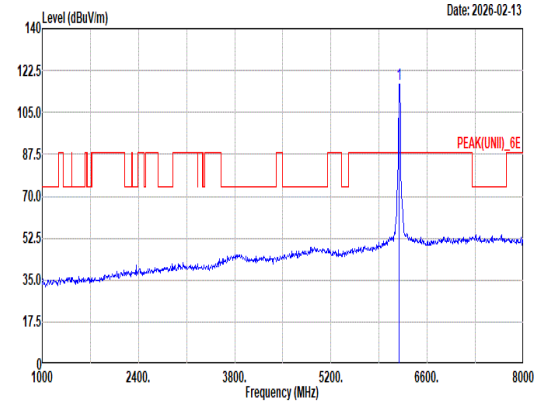 Site : 03CH17-HY Condition: PEAK(UNII)_6E 3m DRH18-E_KV2D06A18ES_251105 HORIZONTAL : RBW:1000.000kHz VBW:3000.000kHz SWT:Auto Detector : PEAK Mode : 68 Setting : per:19 exception:-14.75 Freq Level Limit Line Margin Read Level Ant Factor Cable Loss Preamp Factor Aux Factor APos TPos Remark MHz dBuV/m dBuV/m dB dBuV dB/m dB dB dB cm deg 1 6195.00 116.83 ------ ------ 105.78 34.81 14.31 38.07 0.00 300 356 Peak
Avg	Blank	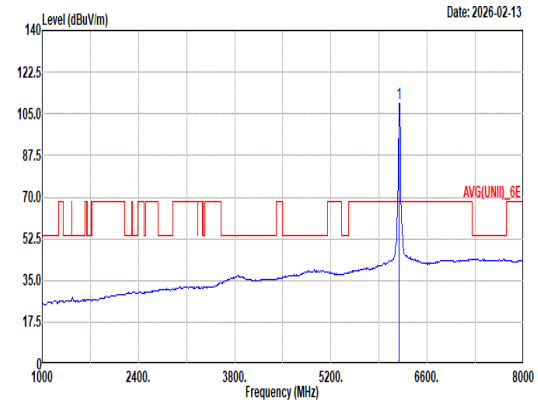 Site : 03CH17-HY Condition: AVG(UNII)_6E 3m DRH18-E_KV2D06A18ES_251105 HORIZONTAL : RBW:1000.000kHz VBW:0.010kHz SWT:Auto Detector : PEAK Mode : 68 Setting : per:19 exception:-14.75 Freq Level Limit Line Margin Read Level Ant Factor Cable Loss Preamp Factor Aux Factor APos TPos Remark MHz dBuV/m dBuV/m dB dBuV dB/m dB dB dB cm deg 1 6195.00 109.54 ------ ------ 98.57 34.75 14.29 38.07 0.00 300 356 Average

Mode	68	
	Band Edge	
	U-NII-5_5.925-6.425_802.11a_CH49_6195MHz	
ANT	0+1	
Pol.	Vertical	Fundamental
Peak	Blank	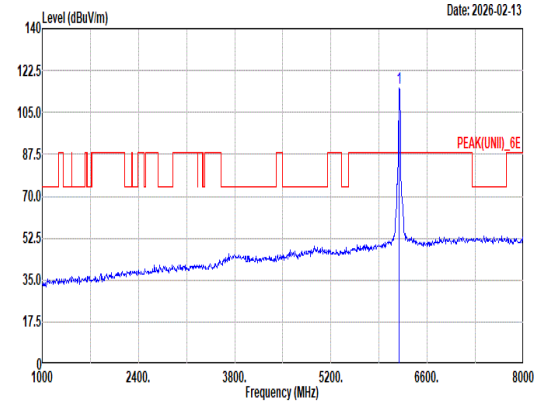 Site : 03CH17-HY Condition: PEAK(UNII)_6E 3m DRH18-E_KV2D06A18ES_251105 VERTICAL : RBW:1000.000kHz VBW:3000.000kHz SWT:Auto Detector : PEAK Mode : 68 Setting : per:19 exception:-14.75 Freq Level Limit Line Margin Read Level Ant Factor Cable Loss Preamp Factor Aux Factor APos TPos Remark MHz dBuV/m dBuV/m dB dBuV dB/m dB dB dB cm deg 1 6195.00 115.12 ------ ------ 104.15 34.75 14.29 38.07 0.00 300 18 Peak
Avg	Blank	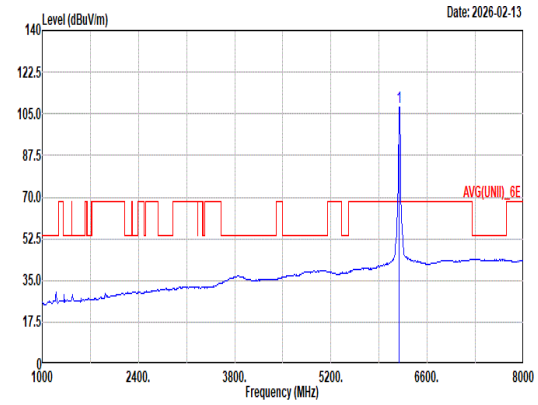 Site : 03CH17-HY Condition: AVG(UNII)_6E 3m DRH18-E_KV2D06A18ES_251105 VERTICAL : RBW:1000.000kHz VBW:0.010kHz SWT:Auto Detector : PEAK Mode : 68 Setting : per:19 exception:-14.75 Freq Level Limit Line Margin Read Level Ant Factor Cable Loss Preamp Factor Aux Factor APos TPos Remark MHz dBuV/m dBuV/m dB dBuV dB/m dB dB dB cm deg 1 6195.00 107.95 ------ ------ 96.98 34.75 14.29 38.07 0.00 300 18 Average

Mode	68	
	Harmonic	
	U-NII-5_5.925-6.425_802.11a_CH49_6195MHz	
ANT	0+1	
Pol.	Horizontal	Vertical
Peak Avg	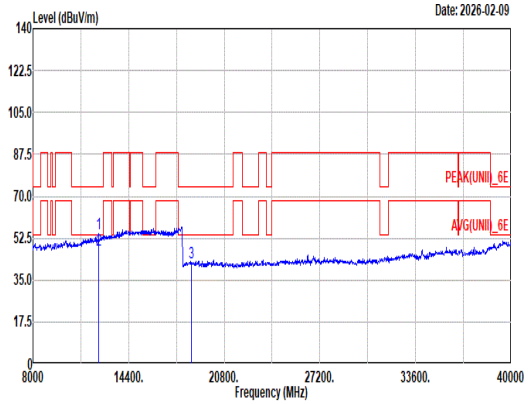 Site : 03CH17-HY Condition: PEAK(UNII)_6E 1m BBHA9170_1223_250702 HORIZONTAL Mode : 68 Setting : per:19 exception:-14.75 Freq Level Limit Line Margin Read Level Ant Factor Cable Loss Preamp Factor Aux Factor APos TPos Remark MHz dBuV/m dBuV/m dB dBuV dB/m dB dB dB cm deg 1 12390.00 54.40 74.00 -19.60 38.45 38.90 20.03 43.45 0.47 206 180 Peak 2 12390.00 47.68 54.00 -6.32 31.73 38.90 20.03 43.45 0.47 206 180 Average 3 18585.00 42.17 74.00 -31.83 52.60 38.17 24.56 63.62 -9.54 300 360 Peak	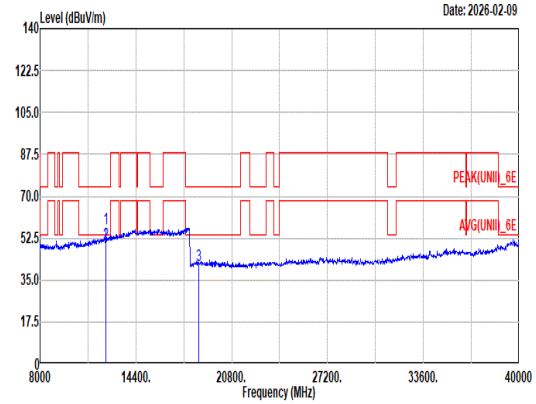 Site : 03CH17-HY Condition: PEAK(UNII)_6E 1m BBHA9170_1223_250702 VERTICAL Mode : 68 Setting : per:19 exception:-14.75 Freq Level Limit Line Margin Read Level Ant Factor Cable Loss Preamp Factor Aux Factor APos TPos Remark MHz dBuV/m dBuV/m dB dBuV dB/m dB dB dB cm deg 1 12390.00 56.29 74.00 -17.71 40.34 38.90 20.03 43.45 0.47 290 45 Peak 2 12390.00 50.32 54.00 -3.68 34.37 38.90 20.03 43.45 0.47 290 45 Average 3 18585.00 41.30 74.00 -32.70 51.73 38.17 24.56 63.62 -9.54 400 7 Peak

Mode	68	
	Harmonic	
	U-NII-5_5.925-6.425_802.11a_CH49_6195MHz	
ANT	0+1	
Pol.	Horizontal	Vertical
10.6G ~18G Avg	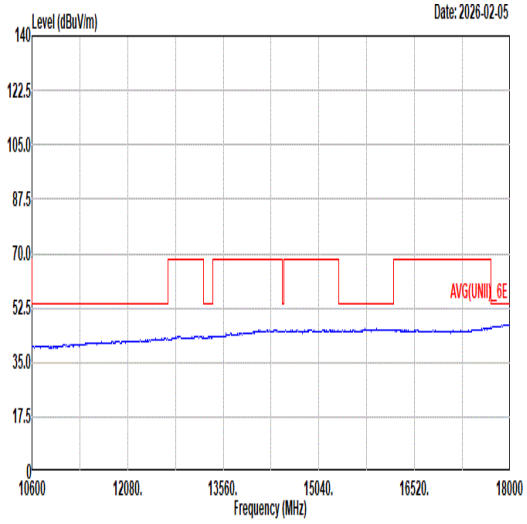 Site : 03CH17-HY Condition: AVG(UNII)_6E 3m DRH18-E_KV2D06A18ES_251105 HORIZONTAL Mode : 68 Setting : per:19 exception:-14.75	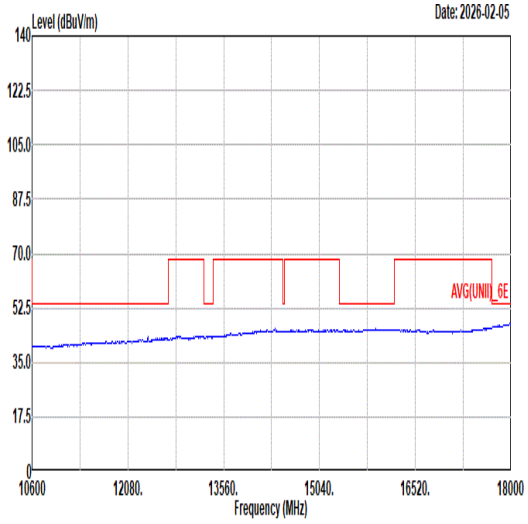 Site : 03CH17-HY Condition: AVG(UNII)_6E 3m DRH18-E_KV2D06A18ES_251105 VERTICAL Mode : 68 Setting : per:19 exception:-14.75

Mode	69	
	Band Edge	
	U-NII-5_5.925-6.425_802.11a_CH93_6415MHz	
ANT	0+1	
Pol.	Horizontal	Fundamental
Peak	Blank	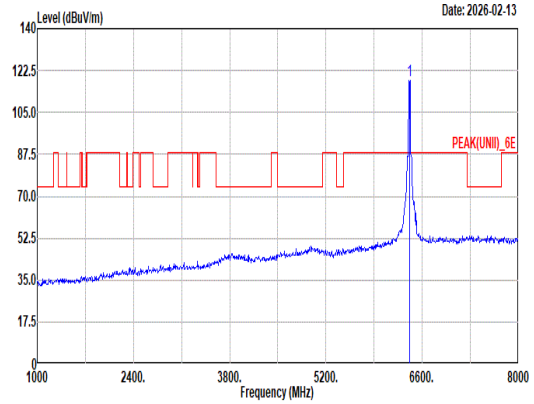 Site : 03CH17-HY Condition: PEAK(UNII)_6E 3m DRH18-E_KV2D06A18ES_251105 HORIZONTAL : RBW:1000.000kHz VBW:3000.000kHz SWT:Auto Detector : PEAK Mode : 69 Setting : per:19 exception:-14.75 Freq Level Limit Line Margin Read Level Ant Factor Cable Loss Preamp Factor Aux Factor APos TPos Remark MHz dBuV/m dBuV/m dB dBuV dB/m dB dB dB cm deg 1 6415.00 118.35 ------ ------ 106.70 35.95 13.87 38.17 0.00 289 357 Peak
Avg	Blank	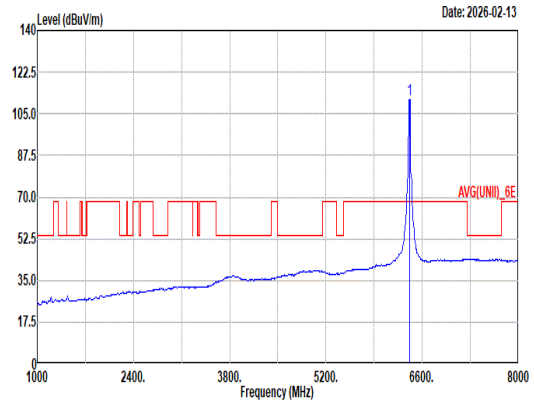 Site : 03CH17-HY Condition: AVG(UNII)_6E 3m DRH18-E_KV2D06A18ES_251105 HORIZONTAL : RBW:1000.000kHz VBW:0.010kHz SWT:Auto Detector : PEAK Mode : 69 Setting : per:19 exception:-14.75 Freq Level Limit Line Margin Read Level Ant Factor Cable Loss Preamp Factor Aux Factor APos TPos Remark MHz dBuV/m dBuV/m dB dBuV dB/m dB dB dB cm deg 1 6415.00 111.12 ------ ------ 99.47 35.95 13.87 38.17 0.00 289 357 Average

Mode	69	
	Band Edge	
	U-NII-5_5.925-6.425_802.11a_CH93_6415MHz	
ANT	0+1	
Pol.	Vertical	Fundamental
Peak	Blank	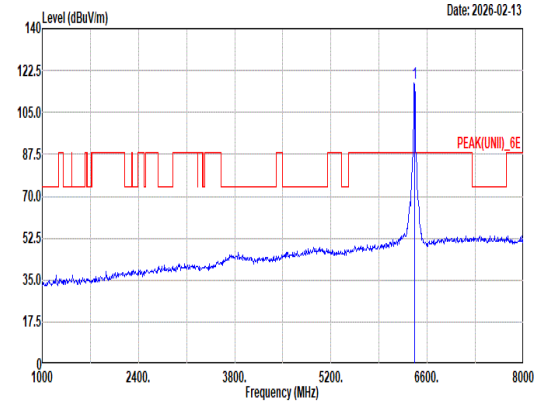 Site : 03CH17-HY Condition: PEAK(UNII)_6E 3m DRH18-E_KV2D06A18ES_251105 VERTICAL : RBW:1000.000kHz VBW:3000.000kHz SWT:Auto Detector : PEAK Mode : 69 Setting : per:19 exception:-14.75 Freq Level Limit Line Margin Read Level Ant Factor Cable Loss Preamp Factor Aux Factor APos TPos Remark MHz dBuV/m dBuV/m dB dBuV dB/m dB dB dB cm deg 1 6415.00 117.06 ------ ------ 105.45 35.92 13.85 38.16 0.00 304 16 Peak
Avg	Blank	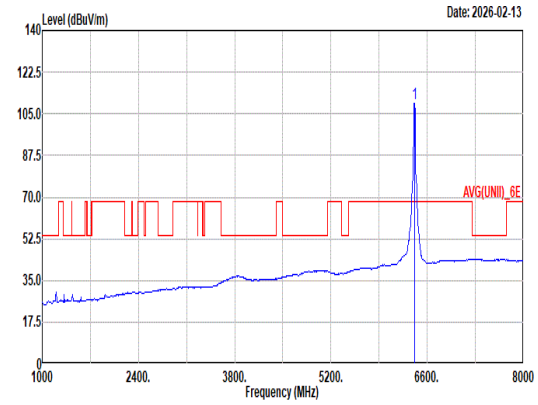 Site : 03CH17-HY Condition: AVG(UNII)_6E 3m DRH18-E_KV2D06A18ES_251105 VERTICAL : RBW:1000.000kHz VBW:0.010kHz SWT:Auto Detector : PEAK Mode : 69 Setting : per:19 exception:-14.75 Freq Level Limit Line Margin Read Level Ant Factor Cable Loss Preamp Factor Aux Factor APos TPos Remark MHz dBuV/m dBuV/m dB dBuV dB/m dB dB dB cm deg 1 6415.00 109.56 ------ ------ 97.95 35.92 13.85 38.16 0.00 304 16 Average

Mode	69	
	Harmonic	
	U-NII-5_5.925-6.425_802.11a_CH93_6415MHz	
ANT	0+1	
Pol.	Horizontal	Vertical
Peak Avg	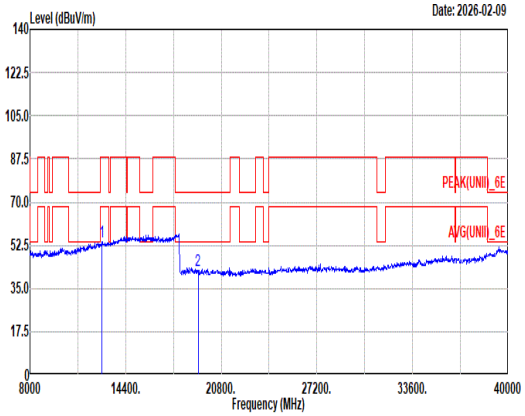 Site : 03CH17-HY Condition: PEAK(UNII)_6E 1m BBHA9170_1223_250702 HORIZONTAL Mode : 69 Setting : per:19 exception:-14.75 Freq Level Limit Line Margin Read Level Ant Factor Cable Loss Preamp Factor Aux Factor APos TPos Remark MHz dBuV/m dBuV/m dB dBuV dB/m dB dB dB cm deg 1 12830.00 54.06 88.20 -34.14 36.98 39.92 20.34 43.62 0.44 -- -- Peak 2 19245.00 42.27 74.00 -31.73 52.21 38.10 24.91 63.41 -9.54 -- -- Peak	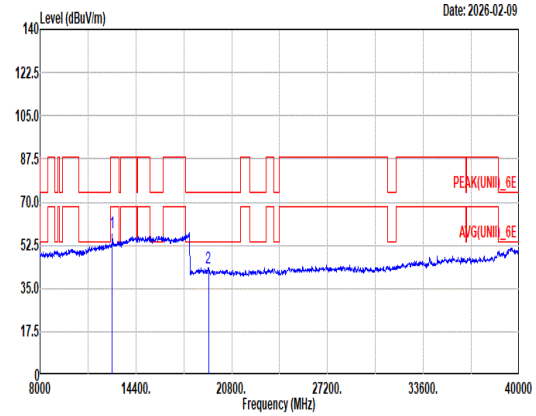 Site : 03CH17-HY Condition: PEAK(UNII)_6E 1m BBHA9170_1223_250702 VERTICAL Mode : 69 Setting : per:19 exception:-14.75 Freq Level Limit Line Margin Read Level Ant Factor Cable Loss Preamp Factor Aux Factor APos TPos Remark MHz dBuV/m dBuV/m dB dBuV dB/m dB dB dB cm deg 1 12830.00 57.61 88.20 -30.59 40.53 39.92 20.34 43.62 0.44 218 169 Peak 2 19245.00 43.44 74.00 -30.56 53.38 38.10 24.91 63.41 -9.54 -- -- Peak

Mode	69	
	Harmonic	
	U-NII-5_5.925-6.425_802.11a_CH93_6415MHz	
ANT	0+1	
Pol.	Horizontal	Vertical
10.6G ~18G Avg	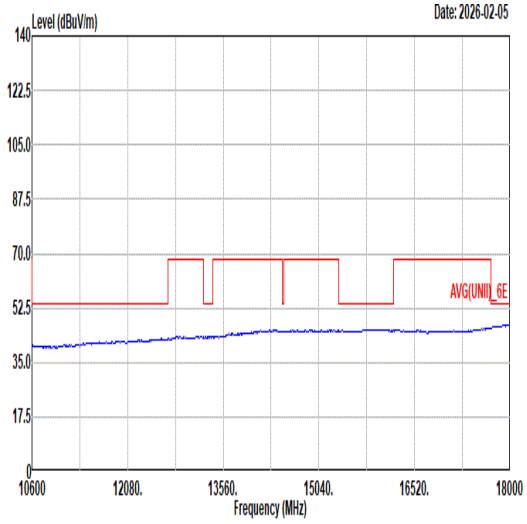 Site : 03CH17-HY Condition: AVG(UNII)_6E 3m DRH18-E_KV2D06A18ES_251105 HORIZONTAL Mode : 69 Setting : per:19 exception:-14.75	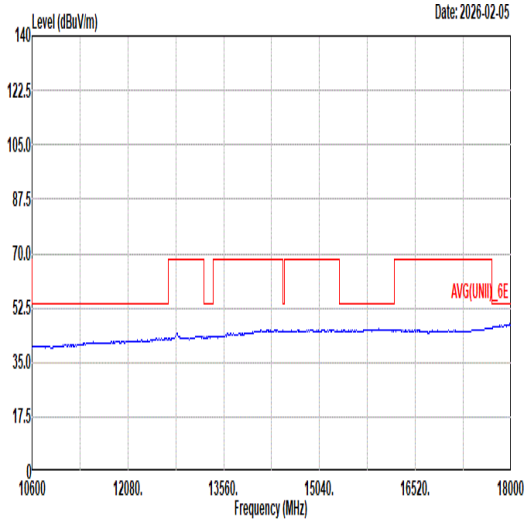 Site : 03CH17-HY Condition: AVG(UNII)_6E 3m DRH18-E_KV2D06A18ES_251105 VERTICAL Mode : 69 Setting : per:19 exception:-14.75

Mode	70	
	Band Edge	
	U-NII-5_5.925-6.425_802.11be EHT20_CH1_Full RU_5955MHz	
ANT	0+1	
Pol.	Horizontal	Fundamental
Peak	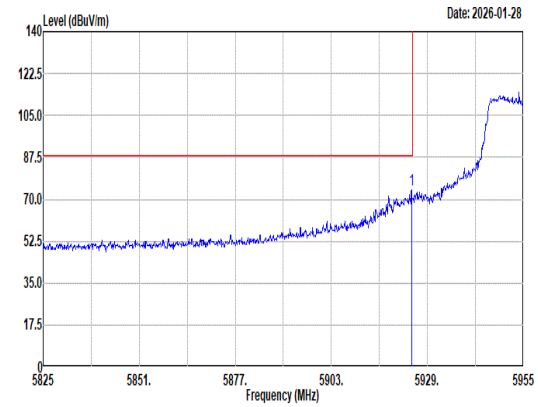 Site : 03CH17-HY Condition: PEAK_BE(UNII)_6E 3m DRH18-E_KV2D06A18ES_251105 HORIZONTAL : RBW:1000.000kHz VBW:3000.000kHz SWT:Auto Detector : PEAK Mode : 70 Setting : per:18 exception:-13.25 1 5924.71 73.85 88.20 -14.35 64.67 33.75 13.43 38.00 0.00 161 360 Peak	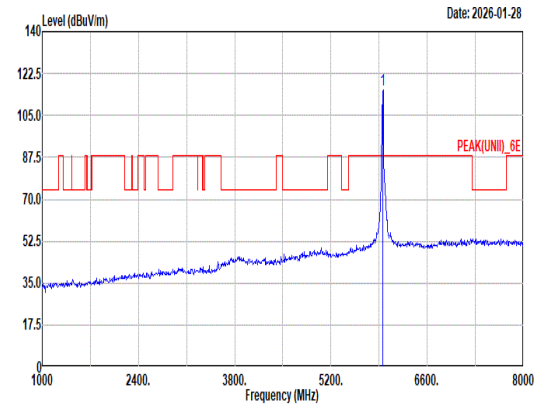 Site : 03CH17-HY Condition: PEAK(UNII)_6E 3m DRH18-E_KV2D06A18ES_251105 HORIZONTAL : RBW:1000.000kHz VBW:3000.000kHz SWT:Auto Detector : PEAK Mode : 70 Setting : per:18 exception:-13.25 1 5955.00 115.90 ------ ------ 106.55 33.73 13.61 37.99 0.00 161 360 Peak
Avg	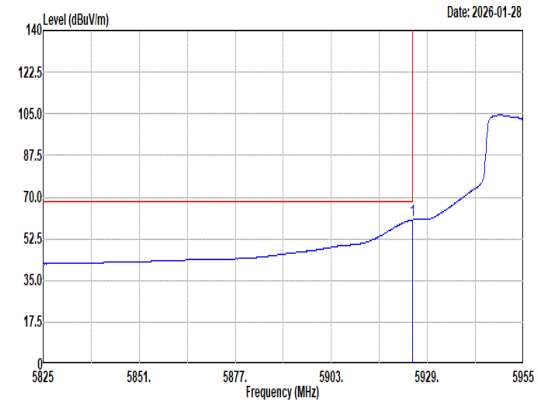 Site : 03CH17-HY Condition: AVG_BE(UNII)_6E 3m DRH18-E_KV2D06A18ES_251105 HORIZONTAL : RBW:1000.000kHz VBW:0.010kHz SWT:Auto Detector : PEAK Mode : 70 Setting : per:18 exception:-13.25 1 5924.97 60.48 68.20 -7.72 51.30 33.75 13.43 38.00 0.00 161 360 Average	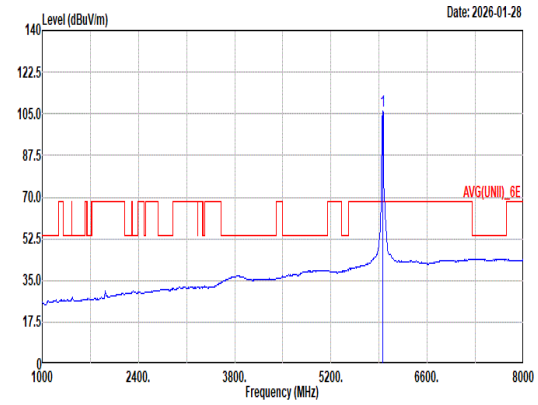 Site : 03CH17-HY Condition: AVG(UNII)_6E 3m DRH18-E_KV2D06A18ES_251105 HORIZONTAL : RBW:1000.000kHz VBW:0.010kHz SWT:Auto Detector : PEAK Mode : 70 Setting : per:18 exception:-13.25 1 5955.00 106.30 ------ ------ 97.04 33.70 13.55 37.99 0.00 161 360 Average

Mode	70	
	Band Edge	
	U-NII-5_5.925-6.425_802.11be EHT20_CH1_Full RU_5955MHz	
ANT	0+1	
Pol.	Vertical	Fundamental
Peak	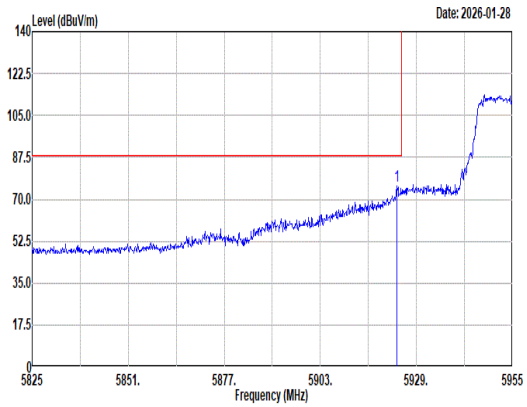 Site : 03CH17-HY Condition: PEAK_BE(UNII)_6E 3m DRH18-E_KV2D06A18ES_251105 VERTICAL : RBW:1000.000kHz VBW:3000.000kHz SWT:Auto Detector : PEAK Mode : 70 Setting : per:18 exception:-13.25 Freq Level Limit Line Margin Read Level Ant Factor Cable Loss Preamp Factor Aux Factor APos TPos Remark MHz dBuV/m dBuV/m dB dBuV dB/m dB dB dB cm deg 1 5923.80 75.38 88.20 -12.82 66.20 33.75 13.43 38.00 0.00 213 360 Peak	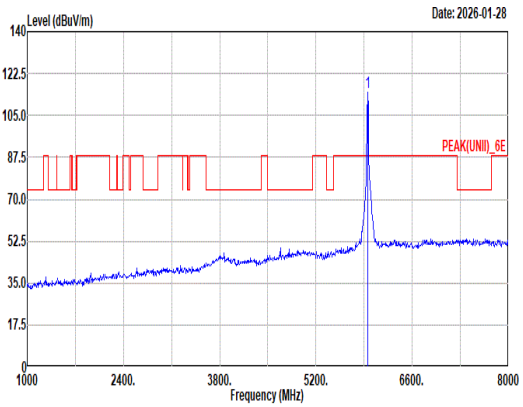 Site : 03CH17-HY Condition: PEAK(UNII)_6E 3m DRH18-E_KV2D06A18ES_251105 VERTICAL : RBW:1000.000kHz VBW:3000.000kHz SWT:Auto Detector : PEAK Mode : 70 Setting : per:18 exception:-13.25 Freq Level Limit Line Margin Read Level Ant Factor Cable Loss Preamp Factor Aux Factor APos TPos Remark MHz dBuV/m dBuV/m dB dBuV dB/m dB dB dB cm deg 1 5955.00 114.50 ------ ------ 105.24 33.70 13.55 37.99 0.00 213 360 Peak
Avg	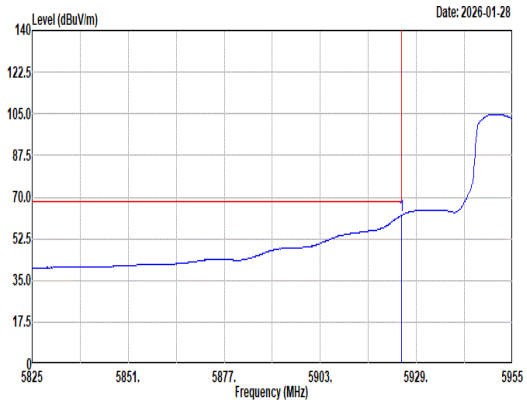 Site : 03CH17-HY Condition: AVG_BE(UNII)_6E 3m DRH18-E_KV2D06A18ES_251105 VERTICAL : RBW:1000.000kHz VBW:0.010kHz SWT:Auto Detector : PEAK Mode : 70 Setting : per:18 exception:-13.25 Freq Level Limit Line Margin Read Level Ant Factor Cable Loss Preamp Factor Aux Factor APos TPos Remark MHz dBuV/m dBuV/m dB dBuV dB/m dB dB dB cm deg 1 5924.97 62.39 68.20 -5.81 53.21 33.75 13.43 38.00 0.00 213 360 Average	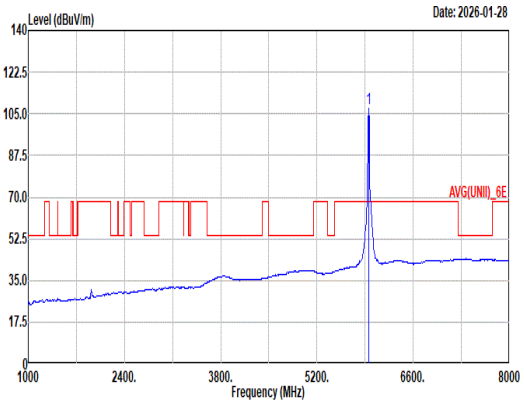 Site : 03CH17-HY Condition: AVG(UNII)_6E 3m DRH18-E_KV2D06A18ES_251105 VERTICAL : RBW:1000.000kHz VBW:0.010kHz SWT:Auto Detector : PEAK Mode : 70 Setting : per:18 exception:-13.25 Freq Level Limit Line Margin Read Level Ant Factor Cable Loss Preamp Factor Aux Factor APos TPos Remark MHz dBuV/m dBuV/m dB dBuV dB/m dB dB dB cm deg 1 5955.00 107.03 ------ ------ 97.77 33.70 13.55 37.99 0.00 213 360 Average

Mode	70	
	Harmonic	
	U-NII-5_5.925-6.425_802.11be EHT20_CH1_Full RU_5955MHz	
ANT	0+1	
Pol.	Horizontal	Vertical
Peak Avg	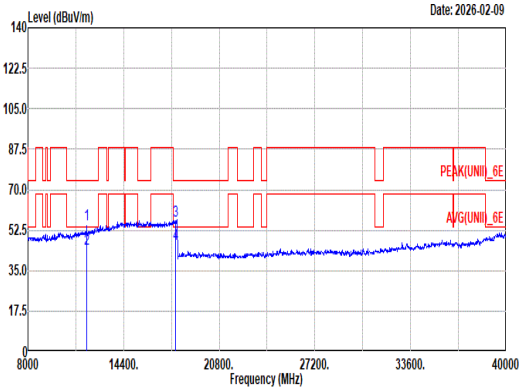 Site : 03CH17-HY Condition: PEAK(UNII)_6E 1m BBHA9170_1223_250702 HORIZONTAL Mode : 70 Setting : per:18 exception:-13.25	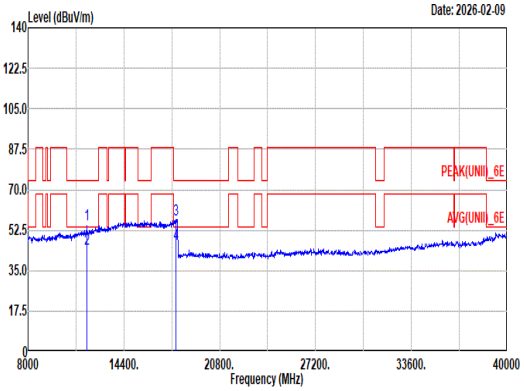 Site : 03CH17-HY Condition: PEAK(UNII)_6E 1m BBHA9170_1223_250702 VERTICAL Mode : 70 Setting : per:18 exception:-13.25

Horizontal:

	Freq	Level	Limit Line	Margin	Read Level	Ant Factor	Cable Loss	Preamp Factor	Aux Factor	APos	TPos	Remark
	MHz	dBuV/m	dBuV/m	dB	dBuV	dB/m	dB	dB	dB	cm	deg	
1	11910.00	55.20	74.00	-18.80	39.52	38.62	19.64	43.08	0.50	137	308	Peak
2	11910.00	44.36	54.00	-9.64	28.68	38.62	19.64	43.08	0.50	137	308	Average
3	17865.00	56.76	74.00	-17.24	36.12	41.49	24.19	45.75	0.71	--	--	Peak
4	17865.00	46.30	54.00	-7.70	25.66	41.49	24.19	45.75	0.71	--	--	Average

Vertical:

	Freq	Level	Limit Line	Margin	Read Level	Ant Factor	Cable Loss	Preamp Factor	Aux Factor	APos	TPos	Remark
	MHz	dBuV/m	dBuV/m	dB	dBuV	dB/m	dB	dB	dB	cm	deg	
1	11910.00	54.83	74.00	-19.17	39.15	38.62	19.64	43.08	0.50	400	335	Peak
2	11910.00	44.17	54.00	-9.83	28.49	38.62	19.64	43.08	0.50	400	335	Average
3	17865.00	57.13	74.00	-16.87	36.49	41.49	24.19	45.75	0.71	--	--	Peak
4	17865.00	46.33	54.00	-7.67	25.69	41.49	24.19	45.75	0.71	--	--	Average

Mode	70	
	Harmonic	
	U-NII-5_5.925-6.425_802.11be EHT20_CH1_Full RU_5955MHz	
ANT	0+1	
Pol.	Horizontal	Vertical
10.6G ~18G Avg	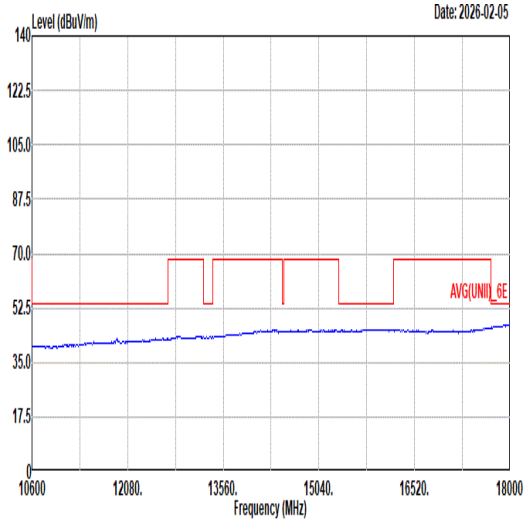 Site : 03CH17-HY Condition: AVG(UNII)_6E 3m DRH18-E_KV2D06A18ES_251105 HORIZONTAL Mode : 70 Setting : per:18 exception:-13.25	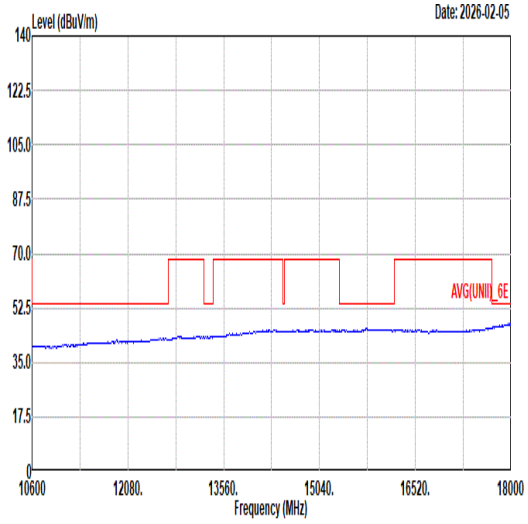 Site : 03CH17-HY Condition: AVG(UNII)_6E 3m DRH18-E_KV2D06A18ES_251105 VERTICAL Mode : 70 Setting : per:18 exception:-13.25

Mode	71	
	Band Edge	
	U-NII-5_5.925-6.425_802.11be EHT20_CH1_Partial RU 106/53_5955MHz	
ANT	0+1	
Pol.	Horizontal	Fundamental
Peak	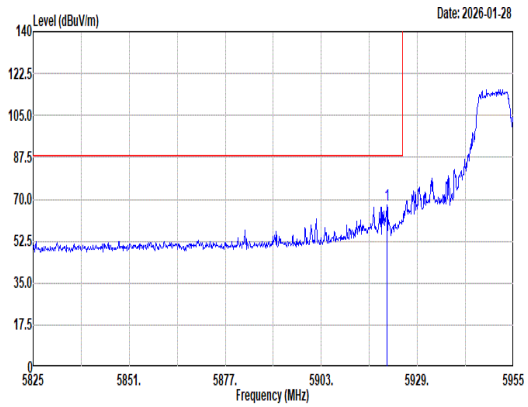 Site : 03CH17-HY Condition: PEAK_BE(UNII)_6E 3m DRH18-E_KV2D06A18ES_251105 HORIZONTAL : RBW:1000.000kHz VBW:3000.000kHz SWT:Auto Detector : PEAK Mode : 71 Setting : per:18 exception:-16.75 Freq Level Limit Line Margin Read Level Ant Factor Cable Loss Preamp Factor Aux Factor APos TPos Remark MHz dBuV/m dBuV/m dB dBuV dB/m dB dB dB cm deg 1 5920.81 67.40 88.20 -20.80 58.22 33.76 13.42 38.00 0.00 200 49 Peak	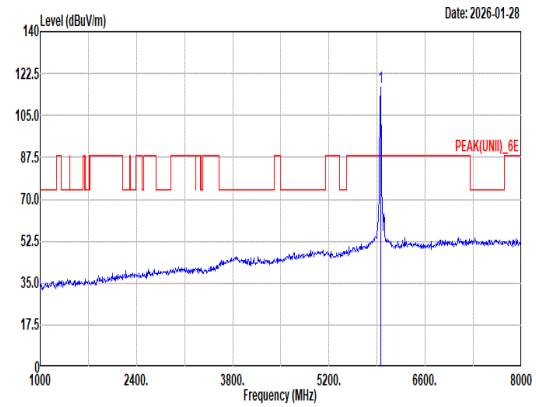 Site : 03CH17-HY Condition: PEAK(UNII)_6E 3m DRH18-E_KV2D06A18ES_251105 HORIZONTAL : RBW:1000.000kHz VBW:3000.000kHz SWT:Auto Detector : PEAK Mode : 71 Setting : per:18 exception:-16.75 Freq Level Limit Line Margin Read Level Ant Factor Cable Loss Preamp Factor Aux Factor APos TPos Remark MHz dBuV/m dBuV/m dB dBuV dB/m dB dB dB cm deg 1 5955.00 117.01 ------ ------ 107.71 33.71 13.58 37.99 0.00 200 49 Peak
Avg	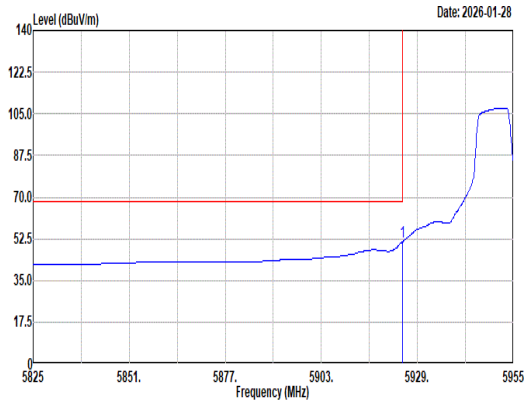 Site : 03CH17-HY Condition: AVG_BE(UNII)_6E 3m DRH18-E_KV2D06A18ES_251105 HORIZONTAL : RBW:1000.000kHz VBW:0.010kHz SWT:Auto Detector : PEAK Mode : 71 Setting : per:18 exception:-16.75 Freq Level Limit Line Margin Read Level Ant Factor Cable Loss Preamp Factor Aux Factor APos TPos Remark MHz dBuV/m dBuV/m dB dBuV dB/m dB dB dB cm deg 1 5924.97 51.21 68.20 -16.99 42.03 33.75 13.43 38.00 0.00 200 49 Average	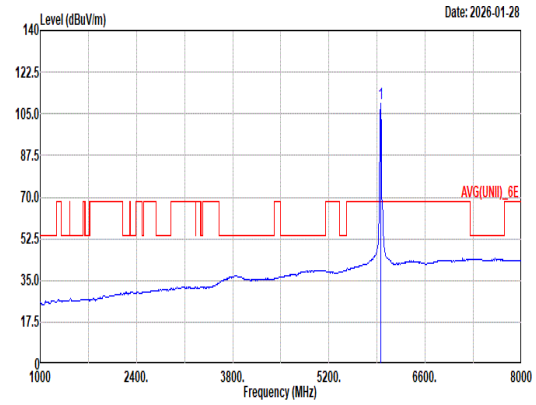 Site : 03CH17-HY Condition: AVG(UNII)_6E 3m DRH18-E_KV2D06A18ES_251105 HORIZONTAL : RBW:1000.000kHz VBW:0.010kHz SWT:Auto Detector : PEAK Mode : 71 Setting : per:18 exception:-16.75 Freq Level Limit Line Margin Read Level Ant Factor Cable Loss Preamp Factor Aux Factor APos TPos Remark MHz dBuV/m dBuV/m dB dBuV dB/m dB dB dB cm deg 1 5955.00 109.58 ------ ------ 100.32 33.70 13.55 37.99 0.00 200 49 Average

Mode	71	
	Band Edge	
	U-NII-5_5.925-6.425_802.11be EHT20_CH1_Partial RU 106/53_5955MHz	
ANT	0+1	
Pol.	Vertical	Fundamental
Peak	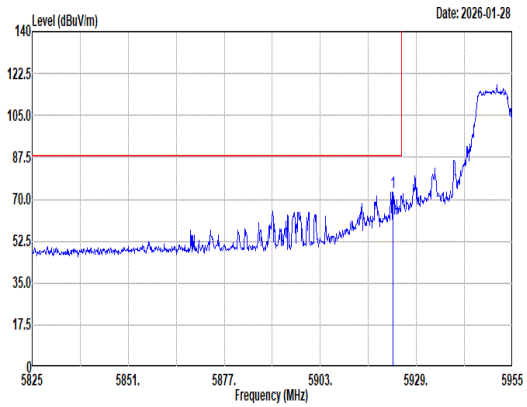 Site : 03CH17-HY Condition: PEAK_BE(UNII)_6E 3m DRH18-E_KV2D06A18ES_251105 VERTICAL : RBW:1000.000kHz VBW:3000.000kHz SWT:Auto Detector : PEAK Mode : 71 Setting : per:18 exception:-16.75 1 5922.63 73.17 88.20 -15.03 64.00 33.75 13.42 38.00 0.00 219 0 Peak	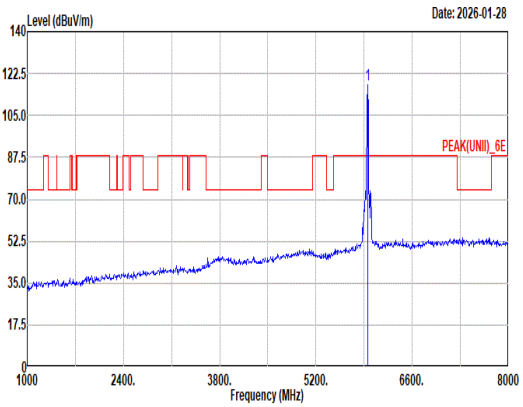 Site : 03CH17-HY Condition: PEAK(UNII)_6E 3m DRH18-E_KV2D06A18ES_251105 VERTICAL : RBW:1000.000kHz VBW:3000.000kHz SWT:Auto Detector : PEAK Mode : 71 Setting : per:18 exception:-16.75 1 5955.00 117.57 ------ ------ 108.31 33.70 13.55 37.99 0.00 219 0 Peak
Avg	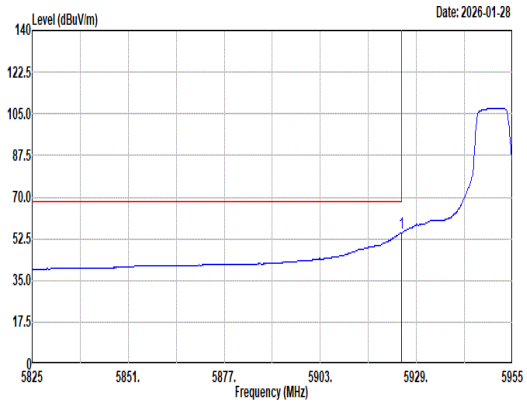 Site : 03CH17-HY Condition: AVG_BE(UNII)_6E 3m DRH18-E_KV2D06A18ES_251105 VERTICAL : RBW:1000.000kHz VBW:0.010kHz SWT:Auto Detector : PEAK Mode : 71 Setting : per:18 exception:-16.75 1 5924.97 54.98 68.20 -13.22 45.80 33.75 13.43 38.00 0.00 219 0 Average	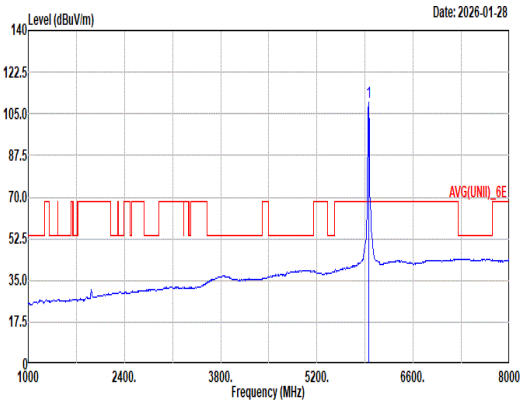 Site : 03CH17-HY Condition: AVG(UNII)_6E 3m DRH18-E_KV2D06A18ES_251105 VERTICAL : RBW:1000.000kHz VBW:0.010kHz SWT:Auto Detector : PEAK Mode : 71 Setting : per:18 exception:-16.75 1 5955.00 109.73 ------ ------ 100.47 33.70 13.55 37.99 0.00 219 0 Average

Mode	72	
	Band Edge	
	U-NII-5_5.925-6.425_802.11be EHT20_CH49_6195MHz	
ANT	0+1	
Pol.	Horizontal	Fundamental
Peak	Blank	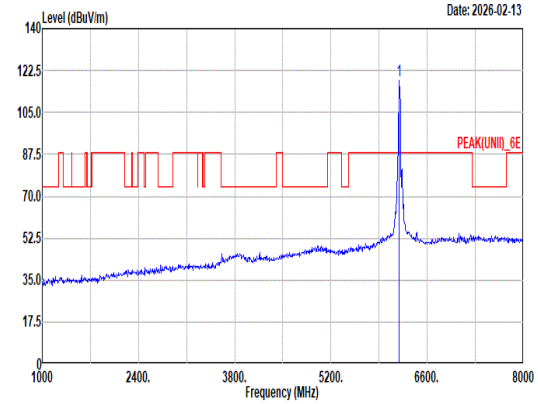 Site : 03CH17-HY Condition: PEAK(UNII)_6E 3m DRH18-E_KV2D06A18ES_251105 HORIZONTAL : RBW:1000.000kHz VBW:3000.000kHz SWT:Auto Detector : PEAK Mode : 72 Setting : per:18 exception:-13.25 Freq Level Limit Line Margin Read Level Ant Factor Cable Loss Preamp Factor Aux Factor APos TPos Remark MHz dBuV/m dBuV/m dB dBuV dB/m dB dB dB cm deg 1 6195.00 118.45 ------ ------ 107.53 34.70 14.28 38.06 0.00 100 359 Peak
Avg	Blank	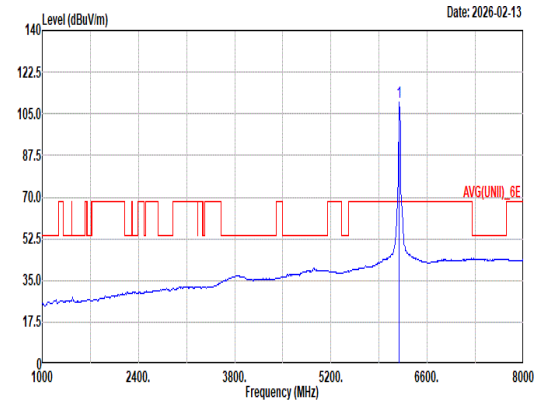 Site : 03CH17-HY Condition: AVG(UNII)_6E 3m DRH18-E_KV2D06A18ES_251105 HORIZONTAL : RBW:1000.000kHz VBW:0.010kHz SWT:Auto Detector : PEAK Mode : 72 Setting : per:18 exception:-13.25 Freq Level Limit Line Margin Read Level Ant Factor Cable Loss Preamp Factor Aux Factor APos TPos Remark MHz dBuV/m dBuV/m dB dBuV dB/m dB dB dB cm deg 1 6195.00 110.00 ------ ------ 99.03 34.75 14.29 38.07 0.00 100 359 Average

Mode	72	
	Band Edge	
	U-NII-5_5.925-6.425_802.11be EHT20_CH49_6195MHz	
ANT	0+1	
Pol.	Vertical	Fundamental
Peak	Blank	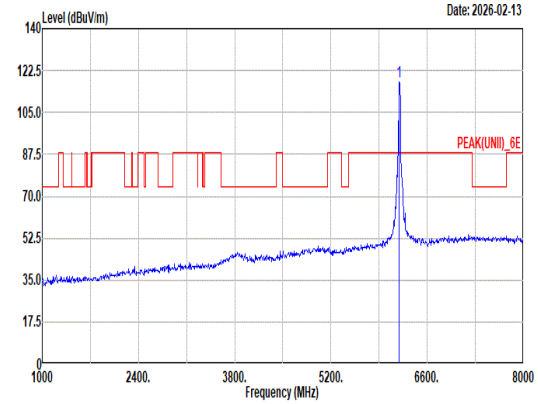 Site : 03CH17-HY Condition: PEAK(UNII)_6E 3m DRH18-E_KV2D06A18ES_251105 VERTICAL : RBW:1000.000kHz VBW:3000.000kHz SWT:Auto Detector : PEAK Mode : 72 Setting : per:18 exception:-13.25 Freq Level Limit Line Margin Read Level Ant Factor Cable Loss Preamp Factor Aux Factor APos TPos Remark MHz dBuV/m dBuV/m dB dBuV dB/m dB dB dB cm deg 1 6195.00 117.98 ------ ------ 107.01 34.75 14.29 38.07 0.00 309 15 Peak
Avg	Blank	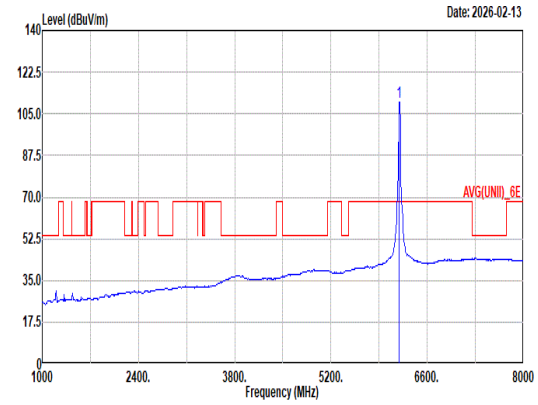 Site : 03CH17-HY Condition: AVG(UNII)_6E 3m DRH18-E_KV2D06A18ES_251105 VERTICAL : RBW:1000.000kHz VBW:0.010kHz SWT:Auto Detector : PEAK Mode : 72 Setting : per:18 exception:-13.25 Freq Level Limit Line Margin Read Level Ant Factor Cable Loss Preamp Factor Aux Factor APos TPos Remark MHz dBuV/m dBuV/m dB dBuV dB/m dB dB dB cm deg 1 6195.00 109.96 ------ ------ 98.99 34.75 14.29 38.07 0.00 309 15 Average

Mode	72	
	Harmonic	
	U-NII-5_5.925-6.425_802.11be EHT20_CH49_6195MHz	
ANT	0+1	
Pol.	Horizontal	Vertical
Peak Avg	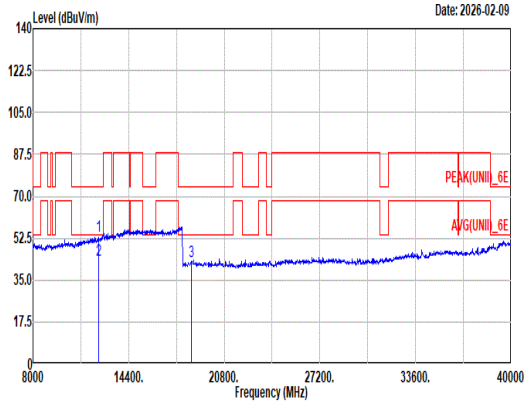 Site : 03CH17-HY Condition: PEAK(UNII)_6E 1m BBHA9170_1223_250702 HORIZONTAL Mode : 72 Setting : per:18 exception:-13.25 Freq Level Limit Line Margin Read Level Ant Factor Cable Loss Preamp Factor Aux Factor APos TPos Remark MHz dBuV/m dBuV/m dB dBuV dB/m dB dB dB cm deg 1 12390.00 53.35 74.00 -20.65 37.40 38.90 20.03 43.45 0.47 -- -- Peak 2 12390.00 43.06 54.00 -10.94 27.11 38.90 20.03 43.45 0.47 -- -- Average 3 18585.00 42.81 74.00 -31.19 53.24 38.17 24.56 63.62 -9.54 -- -- Peak	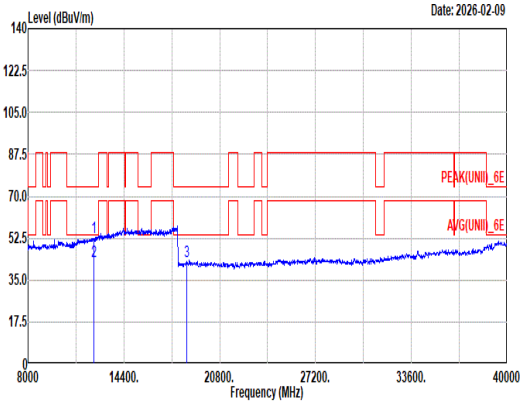 Site : 03CH17-HY Condition: PEAK(UNII)_6E 1m BBHA9170_1223_250702 VERTICAL Mode : 72 Setting : per:18 exception:-13.25 Freq Level Limit Line Margin Read Level Ant Factor Cable Loss Preamp Factor Aux Factor APos TPos Remark MHz dBuV/m dBuV/m dB dBuV dB/m dB dB dB cm deg 1 12390.00 52.68 74.00 -21.32 36.73 38.90 20.03 43.45 0.47 -- -- Peak 2 12390.00 42.66 54.00 -11.34 26.71 38.90 20.03 43.45 0.47 -- -- Average 3 18585.00 42.70 74.00 -31.30 53.13 38.17 24.56 63.62 -9.54 -- -- Peak

Mode	72	
	Harmonic	
	U-NII-5_5.925-6.425_802.11be EHT20_CH49_6195MHz	
ANT	0+1	
Pol.	Horizontal	Vertical
10.6G ~18G Avg	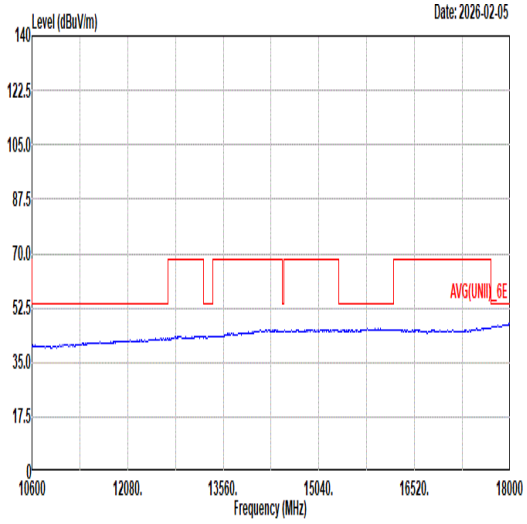 Site : 03CH17-HY Condition: AVG(UNII)_6E 3m DRH18-E_KV2D06A18ES_251105 HORIZONTAL Mode : 72 Setting : per:18 exception:-13.25	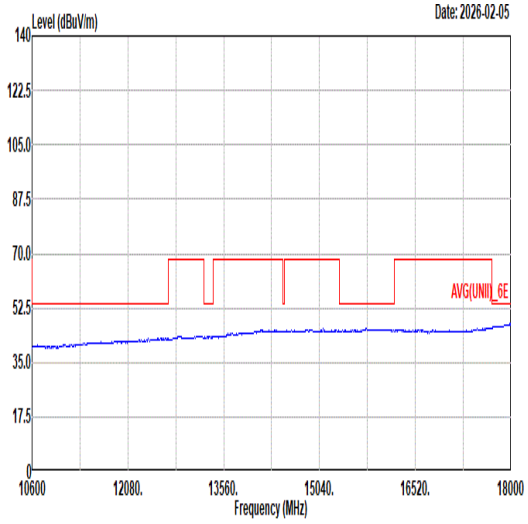 Site : 03CH17-HY Condition: AVG(UNII)_6E 3m DRH18-E_KV2D06A18ES_251105 VERTICAL Mode : 72 Setting : per:18 exception:-13.25

Mode	73	
	Band Edge	
	U-NII-5_5.925-6.425_802.11be EHT20_CH93_6415MHz	
ANT	0+1	
Pol.	Horizontal	Fundamental
Peak	Blank	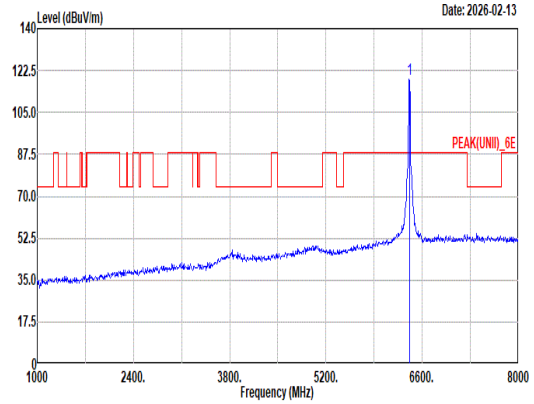 Site : 03CH17-HY Condition: PEAK(UNII)_6E 3m DRH18-E_KV2D06A18ES_251105 HORIZONTAL : RBW:1000.000kHz VBW:3000.000kHz SWT:Auto Detector : PEAK Mode : 73 Setting : per:18.5 exception:-13.75 Freq Level Limit Line Margin Read Level Ant Factor Cable Loss Preamp Factor Aux Factor APos TPos Remark MHz dBuV/m dBuV/m dB dBuV dB/m dB dB dB cm deg 1 6415.00 118.66 ------ ------ 107.05 35.92 13.85 38.16 0.00 112 360 Peak
Avg	Blank	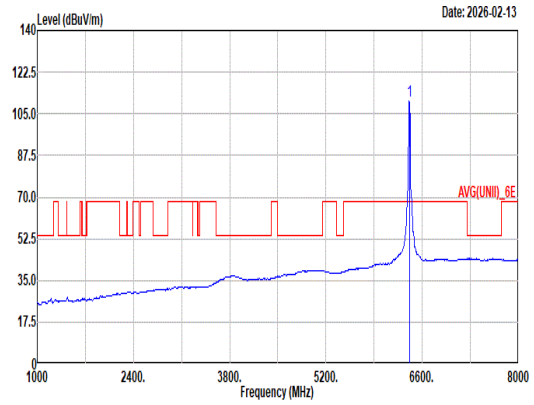 Site : 03CH17-HY Condition: AVG(UNII)_6E 3m DRH18-E_KV2D06A18ES_251105 HORIZONTAL : RBW:1000.000kHz VBW:0.010kHz SWT:Auto Detector : PEAK Mode : 73 Setting : per:18.5 exception:-13.75 Freq Level Limit Line Margin Read Level Ant Factor Cable Loss Preamp Factor Aux Factor APos TPos Remark MHz dBuV/m dBuV/m dB dBuV dB/m dB dB dB cm deg 1 6415.00 110.34 ------ ------ 98.73 35.92 13.85 38.16 0.00 112 360 Average

Mode	73	
	Band Edge	
	U-NII-5_5.925-6.425_802.11be EHT20_CH93_6415MHz	
ANT	0+1	
Pol.	Vertical	Fundamental
Peak	Blank	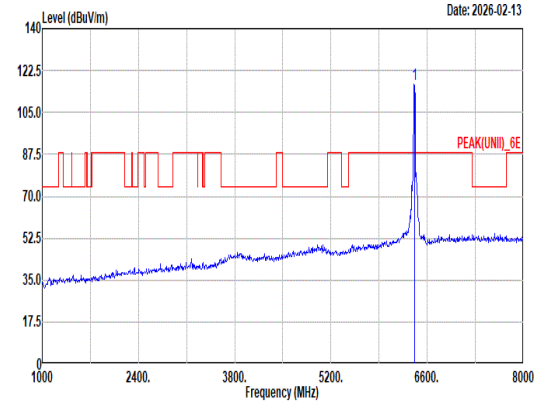 Site : 03CH17-HY Condition: PEAK(UNII)_6E 3m DRH18-E_KV2D06A18ES_251105 VERTICAL : RBW:1000.000kHz VBW:3000.000kHz SWT:Auto Detector : PEAK Mode : 73 Setting : per:18.5 exception:-13.75 Freq Level Limit Line Margin Read Level Ant Factor Cable Loss Preamp Factor Aux Factor APos TPos Remark MHz dBuV/m dBuV/m dB dBuV dB/m dB dB dB cm deg 1 6415.00 116.70 ------ ------ 105.09 35.92 13.85 38.16 0.00 318 17 Peak
Avg	Blank	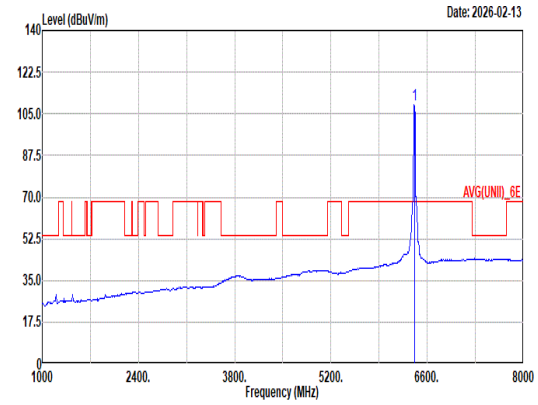 Site : 03CH17-HY Condition: AVG(UNII)_6E 3m DRH18-E_KV2D06A18ES_251105 VERTICAL : RBW:1000.000kHz VBW:0.010kHz SWT:Auto Detector : PEAK Mode : 73 Setting : per:18.5 exception:-13.75 Freq Level Limit Line Margin Read Level Ant Factor Cable Loss Preamp Factor Aux Factor APos TPos Remark MHz dBuV/m dBuV/m dB dBuV dB/m dB dB dB cm deg 1 6415.00 108.68 ------ ------ 97.07 35.92 13.85 38.16 0.00 318 17 Average

Mode	73	
	Harmonic	
	U-NII-5_5.925-6.425_802.11be EHT20_CH93_6415MHz	
ANT	0+1	
Pol.	Horizontal	Vertical
Peak Avg	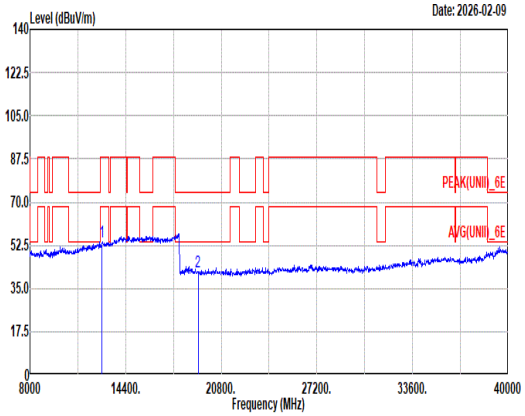 Site : 03CH17-HY Condition: PEAK(UNII)_6E 1m BBHA9170_1223_250702 HORIZONTAL Mode : 73 Setting : per:18.5 exception:-13.75 Freq Level Limit Line Margin Read Level Ant Factor Cable Loss Preamp Factor Aux Factor APos TPos Remark MHz dBuV/m dBuV/m dB dBuV dB/m dB dB dB cm deg 1 12830.00 53.68 88.20 -34.52 36.60 39.92 20.34 43.62 0.44 -- -- Peak 2 19245.00 41.57 74.00 -32.43 51.51 38.10 24.91 63.41 -9.54 -- -- Peak	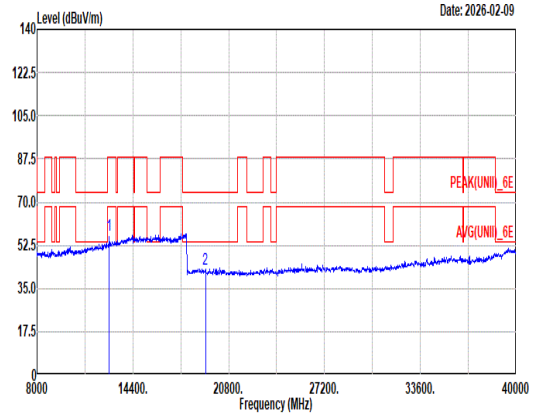 Site : 03CH17-HY Condition: PEAK(UNII)_6E 1m BBHA9170_1223_250702 VERTICAL Mode : 73 Setting : per:18.5 exception:-13.75 Freq Level Limit Line Margin Read Level Ant Factor Cable Loss Preamp Factor Aux Factor APos TPos Remark MHz dBuV/m dBuV/m dB dBuV dB/m dB dB dB cm deg 1 12830.00 56.68 88.20 -31.52 39.60 39.92 20.34 43.62 0.44 219 172 Peak 2 19245.00 42.85 74.00 -31.15 52.79 38.10 24.91 63.41 -9.54 -- -- Peak

Mode	73	
	Harmonic	
	U-NII-5_5.925-6.425_802.11be EHT20_CH93_6415MHz	
ANT	0+1	
Pol.	Horizontal	Vertical
10.6G ~18G Avg	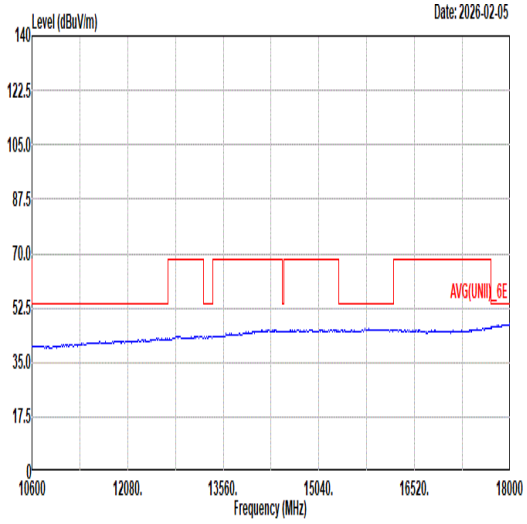 Site : 03CH17-HY Condition: AVG(UNII)_6E 3m DRH18-E_KV2D06A18ES_251105 HORIZONTAL Mode : 73 Setting : per:18.5 exception:-13.75	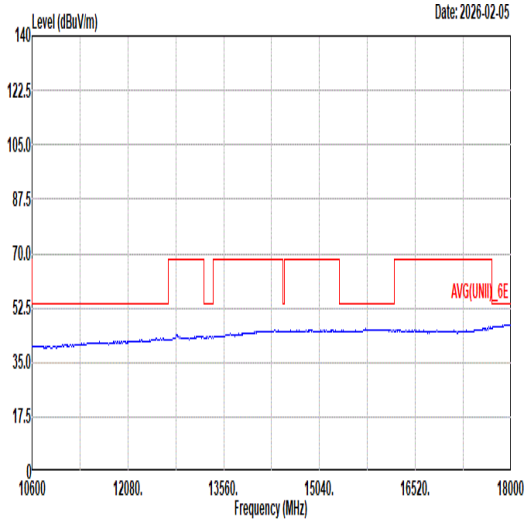 Site : 03CH17-HY Condition: AVG(UNII)_6E 3m DRH18-E_KV2D06A18ES_251105 VERTICAL Mode : 73 Setting : per:18.5 exception:-13.75

Mode	74	
	Band Edge	
	U-NII-5_5.925-6.425_802.11be EHT40_CH3_Full RU_5965MHz	
ANT	0+1	
Pol.	Horizontal	Fundamental
Peak	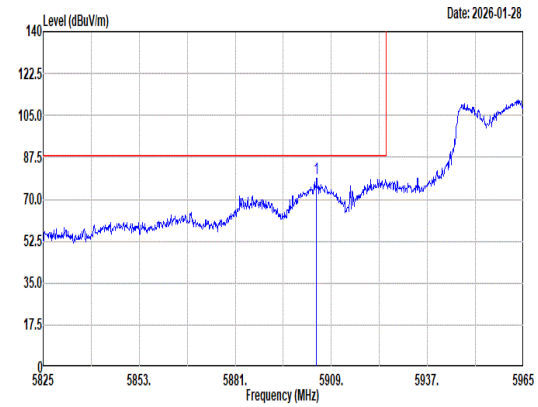 Site : 03CH17-HY Condition: PEAK_BE(UNII)_6E 3m DRH18-E_KV2D06A18ES_251105 HORIZONTAL : RBW:1000.000kHz VBW:3000.000kHz SWT:Auto Detector : PEAK Mode : 74 Setting : per:18.5 exception:-10.75 1 5904.66 78.78 88.20 -9.42 69.65 33.79 13.34 38.00 0.00 200 42 Peak	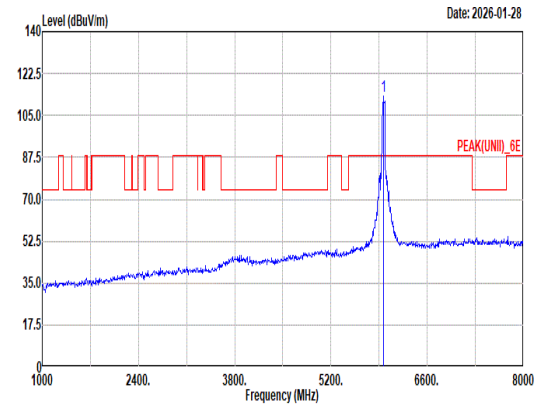 Site : 03CH17-HY Condition: PEAK(UNII)_6E 3m DRH18-E_KV2D06A18ES_251105 HORIZONTAL : RBW:1000.000kHz VBW:3000.000kHz SWT:Auto Detector : PEAK Mode : 74 Setting : per:18.5 exception:-10.75 1 5965.00 112.90 ------ ------ 103.55 33.73 13.61 37.99 0.00 200 42 Peak
Avg	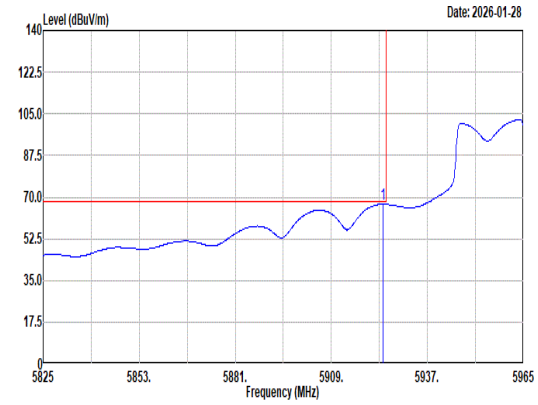 Site : 03CH17-HY Condition: AVG_BE(UNII)_6E 3m DRH18-E_KV2D06A18ES_251105 HORIZONTAL : RBW:1000.000kHz VBW:0.010kHz SWT:Auto Detector : PEAK Mode : 74 Setting : per:18.5 exception:-10.75 1 5923.98 67.06 68.20 -1.14 57.88 33.75 13.43 38.00 0.00 200 42 Average	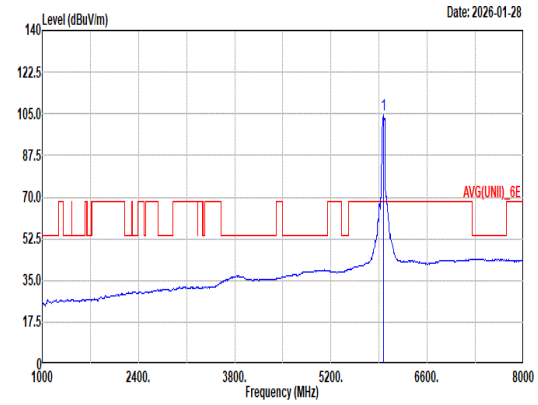 Site : 03CH17-HY Condition: AVG(UNII)_6E 3m DRH18-E_KV2D06A18ES_251105 HORIZONTAL : RBW:1000.000kHz VBW:0.010kHz SWT:Auto Detector : PEAK Mode : 74 Setting : per:18.5 exception:-10.75 1 5965.00 104.54 ------ ------ 95.19 33.73 13.61 37.99 0.00 200 42 Average

Mode	74	
	Band Edge	
	U-NII-5_5.925-6.425_802.11be EHT40_CH3_Full RU_5965MHz	
ANT	0+1	
Pol.	Vertical	Fundamental
Peak	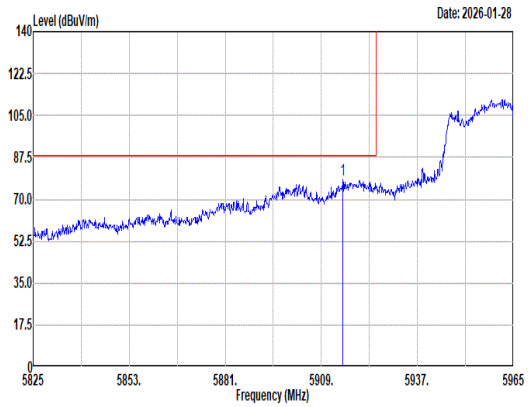 Site : 03CH17-HY Condition: PEAK_BE(UNII)_6E 3m DRH18-E_KV2D06A18ES_251105 VERTICAL : RBW:1000.000kHz VBW:3000.000kHz SWT:Auto Detector : PEAK Mode : 74 Setting : per:18.5 exception:-10.75 Freq Level Limit Line Margin Read Level Ant Factor Cable Loss Preamp Factor Aux Factor APos TPos Remark MHz dBuV/m dBuV/m dB dBuV dB/m dB dB dB cm deg 1 5915.30 78.26 88.20 -9.94 69.10 33.77 13.39 38.00 0.00 211 0 Peak	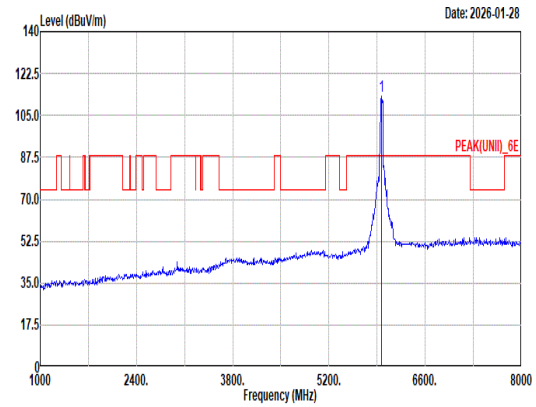 Site : 03CH17-HY Condition: PEAK(UNII)_6E 3m DRH18-E_KV2D06A18ES_251105 VERTICAL : RBW:1000.000kHz VBW:3000.000kHz SWT:Auto Detector : PEAK Mode : 74 Setting : per:18.5 exception:-10.75 Freq Level Limit Line Margin Read Level Ant Factor Cable Loss Preamp Factor Aux Factor APos TPos Remark MHz dBuV/m dBuV/m dB dBuV dB/m dB dB dB cm deg 1 5965.00 113.14 ------ ------ 103.79 33.73 13.61 37.99 0.00 211 0 Peak
Avg	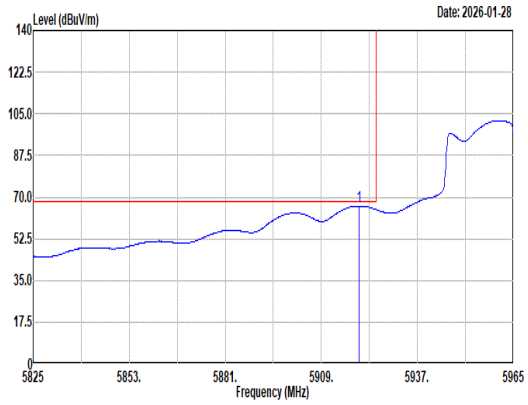 Site : 03CH17-HY Condition: AVG_BE(UNII)_6E 3m DRH18-E_KV2D06A18ES_251105 VERTICAL : RBW:1000.000kHz VBW:0.010kHz SWT:Auto Detector : PEAK Mode : 74 Setting : per:18.5 exception:-10.75 Freq Level Limit Line Margin Read Level Ant Factor Cable Loss Preamp Factor Aux Factor APos TPos Remark MHz dBuV/m dBuV/m dB dBuV dB/m dB dB dB cm deg 1 5919.92 66.24 68.20 -1.96 57.07 33.76 13.41 38.00 0.00 211 0 Average	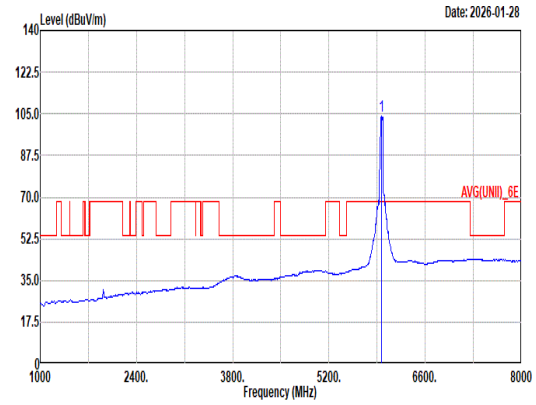 Site : 03CH17-HY Condition: AVG(UNII)_6E 3m DRH18-E_KV2D06A18ES_251105 VERTICAL : RBW:1000.000kHz VBW:0.010kHz SWT:Auto Detector : PEAK Mode : 74 Setting : per:18.5 exception:-10.75 Freq Level Limit Line Margin Read Level Ant Factor Cable Loss Preamp Factor Aux Factor APos TPos Remark MHz dBuV/m dBuV/m dB dBuV dB/m dB dB dB cm deg 1 5965.00 104.00 ------ ------ 94.65 33.73 13.61 37.99 0.00 211 0 Average

Mode	74	
	Harmonic	
	U-NII-5_5.925-6.425_802.11be EHT40_CH3_Full RU_5965MHz	
ANT	0+1	
Pol.	Horizontal	Vertical
Peak Avg	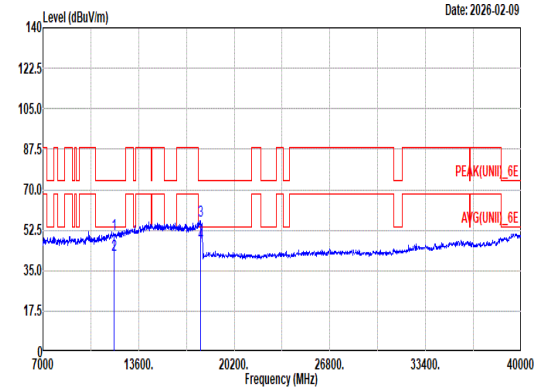 Site : 03CH17-HY Condition: PEAK(UNII)_6E 1m BBHA9170_1223_250702 HORIZONTAL Mode : 74 Setting : per:18.5 exception:-10.75 1 11930.00 50.80 74.00 -23.20 35.08 38.66 19.66 43.10 0.50 -- -- Peak 2 11930.00 41.84 54.00 -12.16 26.12 38.66 19.66 43.10 0.50 -- -- Average 3 17895.00 56.44 74.00 -17.56 35.63 41.67 24.22 45.79 0.71 -- -- Peak 4 17895.00 46.99 54.00 -7.01 26.18 41.67 24.22 45.79 0.71 -- -- Average	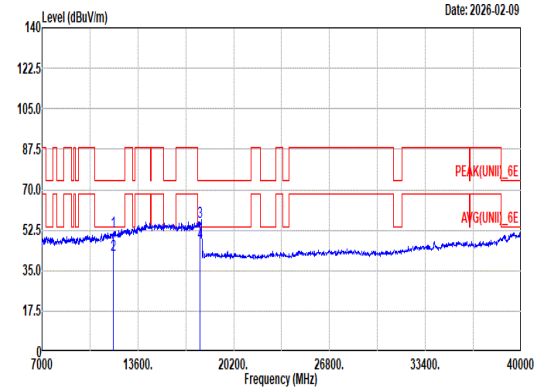 Site : 03CH17-HY Condition: PEAK(UNII)_6E 1m BBHA9170_1223_250702 VERTICAL Mode : 74 Setting : per:18.5 exception:-10.75 1 11930.00 51.75 74.00 -22.25 36.03 38.66 19.66 43.10 0.50 -- -- Peak 2 11930.00 41.99 54.00 -12.01 26.27 38.66 19.66 43.10 0.50 -- -- Average 3 17895.00 55.92 74.00 -18.08 35.11 41.67 24.22 45.79 0.71 -- -- Peak 4 17895.00 47.00 54.00 -7.00 26.19 41.67 24.22 45.79 0.71 -- -- Average

Mode	74	
	Harmonic	
	U-NII-5_5.925-6.425_802.11be EHT40_CH3_Full RU_5965MHz	
ANT	0+1	
Pol.	Horizontal	Vertical
10.6G ~18G Avg	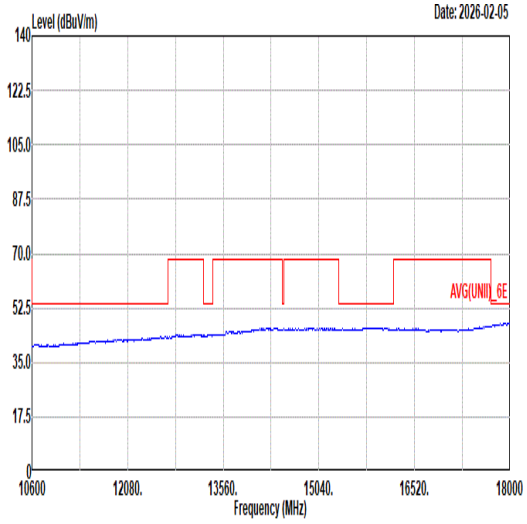 Site : 03CH17-HY Condition: AVG(UNII)_6E 3m DRH18-E_KV2D06A18ES_251105 HORIZONTAL Mode : 74 Setting : per:18.5 exception:-10.75	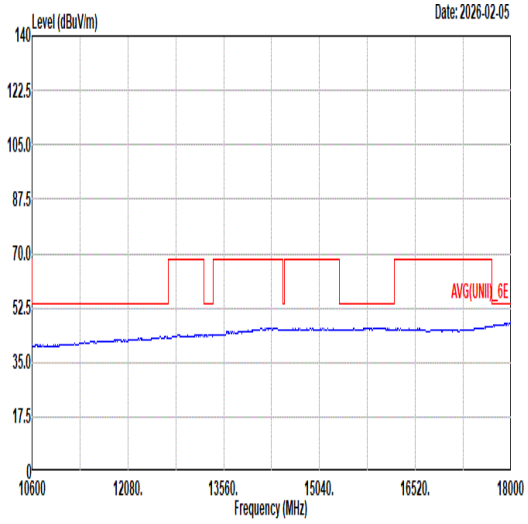 Site : 03CH17-HY Condition: AVG(UNII)_6E 3m DRH18-E_KV2D06A18ES_251105 VERTICAL Mode : 74 Setting : per:18.5 exception:-10.75

Mode	75	
	Band Edge	
	U-NII-5_5.925-6.425_802.11be EHT40_CH3_Partial RU 242/61_5965MHz	
ANT	0+1	
Pol.	Horizontal	Fundamental
Peak	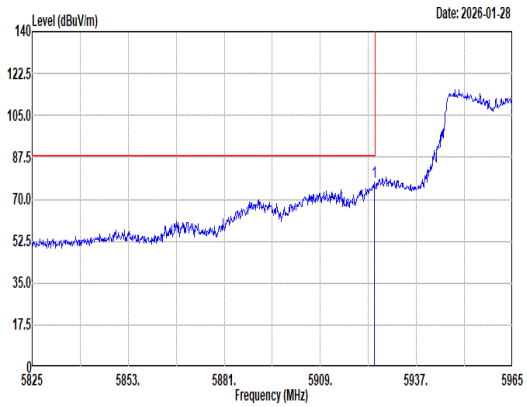 Site : 03CH17-HY Condition: PEAK_BE(UNII)_6E 3m DRH18-E_KV2D06A18ES_251105 HORIZONTAL : RBW:1000.000kHz VBW:3000.000kHz SWT:Auto Detector : PEAK Mode : 75 Setting : per:18.5 exception:-11 1 5924.68 77.28 88.20 -10.92 68.10 33.75 13.43 38.00 0.00 121 16 Peak	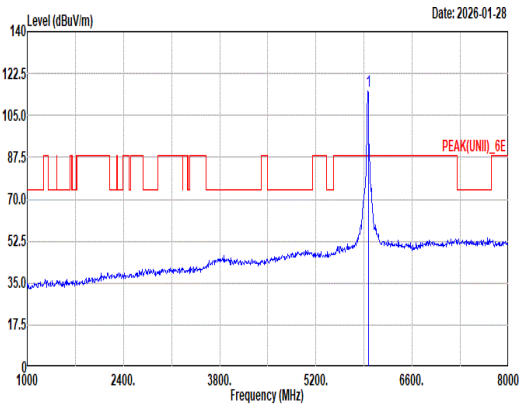 Site : 03CH17-HY Condition: PEAK(UNII)_6E 3m DRH18-E_KV2D06A18ES_251105 HORIZONTAL : RBW:1000.000kHz VBW:3000.000kHz SWT:Auto Detector : PEAK Mode : 75 Setting : per:18.5 exception:-11 1 5965.00 114.94 ------ ------ 105.68 33.70 13.55 37.99 0.00 121 16 Peak
Avg	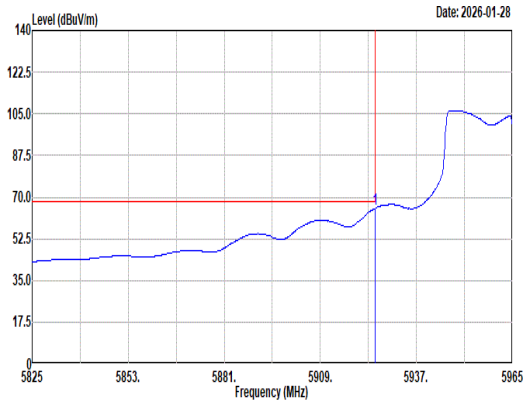 Site : 03CH17-HY Condition: AVG_BE(UNII)_6E 3m DRH18-E_KV2D06A18ES_251105 HORIZONTAL : RBW:1000.000kHz VBW:0.010kHz SWT:Auto Detector : PEAK Mode : 75 Setting : per:18.5 exception:-11 1 5924.96 65.18 68.20 -3.02 56.00 33.75 13.43 38.00 0.00 121 16 Average	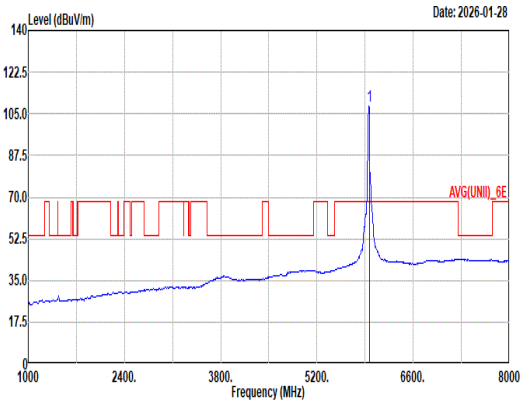 Site : 03CH17-HY Condition: AVG(UNII)_6E 3m DRH18-E_KV2D06A18ES_251105 HORIZONTAL : RBW:1000.000kHz VBW:0.010kHz SWT:Auto Detector : PEAK Mode : 75 Setting : per:18.5 exception:-11 1 5965.00 108.45 ------ ------ 99.19 33.70 13.55 37.99 0.00 121 16 Average

Mode	75	
	Band Edge	
	U-NII-5_5.925-6.425_802.11be EHT40_CH3_Partial RU 242/61_5965MHz	
ANT	0+1	
Pol.	Vertical	Fundamental
Peak	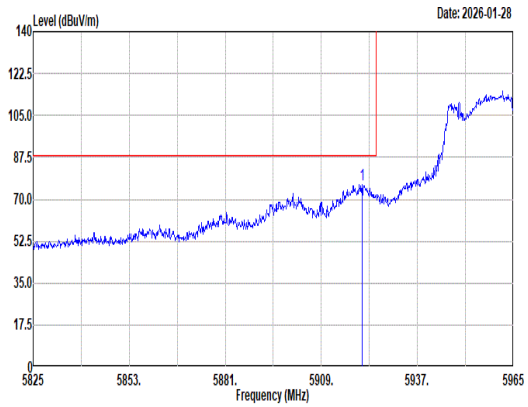 Site : 03CH17-HY Condition: PEAK_BE(UNII)_6E 3m DRH18-E_KV2D06A18ES_251105 VERTICAL : RBW:1000.000kHz VBW:3000.000kHz SWT:Auto Detector : PEAK Mode : 75 Setting : per:18.5 exception:-11 Freq Level Limit Line Margin Read Level Ant Factor Cable Loss Preamp Factor Aux Factor APos TPos Remark MHz dBuV/m dBuV/m dB dBuV dB/m dB dB dB cm deg 1 5920.90 76.08 88.20 -12.12 66.90 33.76 13.42 38.00 0.00 213 0 Peak	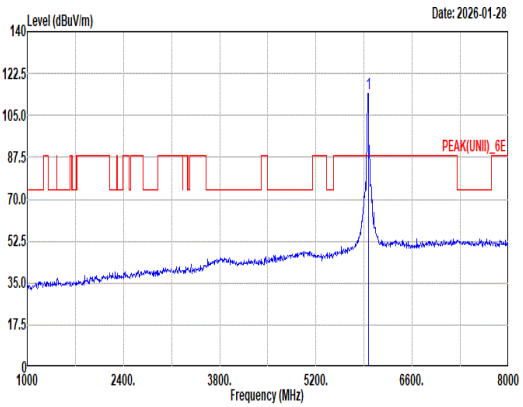 Site : 03CH17-HY Condition: PEAK(UNII)_6E 3m DRH18-E_KV2D06A18ES_251105 VERTICAL : RBW:1000.000kHz VBW:3000.000kHz SWT:Auto Detector : PEAK Mode : 75 Setting : per:18.5 exception:-11 Freq Level Limit Line Margin Read Level Ant Factor Cable Loss Preamp Factor Aux Factor APos TPos Remark MHz dBuV/m dBuV/m dB dBuV dB/m dB dB dB cm deg 1 5965.00 114.33 ------ ------ 104.98 33.73 13.61 37.99 0.00 213 0 Peak
Avg	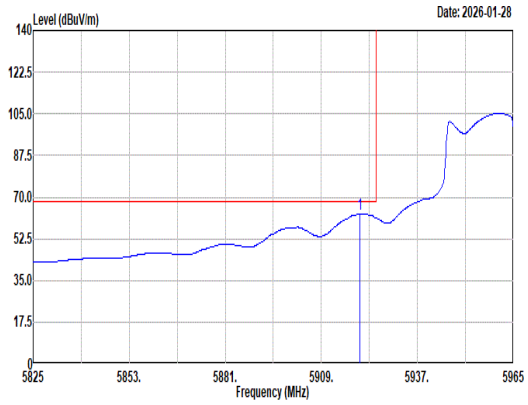 Site : 03CH17-HY Condition: AVG_BE(UNII)_6E 3m DRH18-E_KV2D06A18ES_251105 VERTICAL : RBW:1000.000kHz VBW:0.010kHz SWT:Auto Detector : PEAK Mode : 75 Setting : per:18.5 exception:-11 Freq Level Limit Line Margin Read Level Ant Factor Cable Loss Preamp Factor Aux Factor APos TPos Remark MHz dBuV/m dBuV/m dB dBuV dB/m dB dB dB cm deg 1 5920.20 62.92 68.20 -5.28 53.75 33.76 13.41 38.00 0.00 213 0 Average	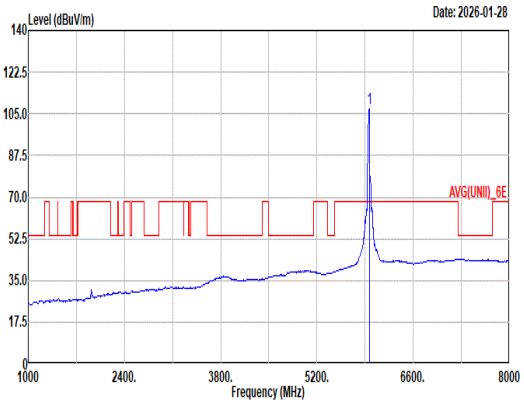 Site : 03CH17-HY Condition: AVG(UNII)_6E 3m DRH18-E_KV2D06A18ES_251105 VERTICAL : RBW:1000.000kHz VBW:0.010kHz SWT:Auto Detector : PEAK Mode : 75 Setting : per:18.5 exception:-11 Freq Level Limit Line Margin Read Level Ant Factor Cable Loss Preamp Factor Aux Factor APos TPos Remark MHz dBuV/m dBuV/m dB dBuV dB/m dB dB dB cm deg 1 5965.00 107.19 ------ ------ 97.84 33.73 13.61 37.99 0.00 213 0 Average

Mode	76	
	Band Edge	
	U-NII-5_5.925-6.425_802.11be EHT40_CH51_6205MHz	
ANT	0+1	
Pol.	Horizontal	Fundamental
Peak	Blank	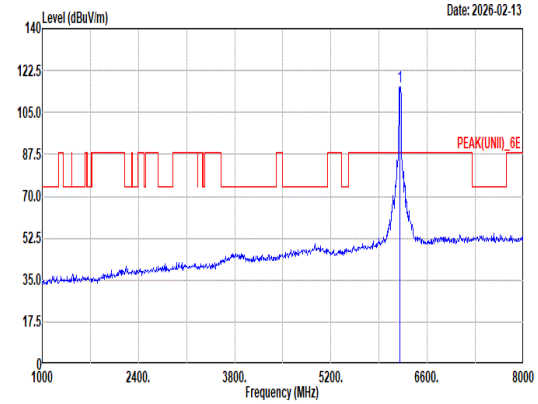 Site : 03CH17-HY Condition: PEAK(UNII)_6E 3m DRH18-E_KV2D06A18ES_251105 HORIZONTAL : RBW:1000.000kHz VBW:3000.000kHz SWT:Auto Detector : PEAK Mode : 76 Setting : per:18.5 exception:-10.75 Freq Level Limit Line Margin Read Level Ant Factor Cable Loss Preamp Factor Aux Factor APos TPos Remark MHz dBuV/m dBuV/m dB dBuV dB/m dB dB dB cm deg 1 6205.00 115.64 ------ ------ 104.67 34.75 14.29 38.07 0.00 295 354 Peak
Avg	Blank	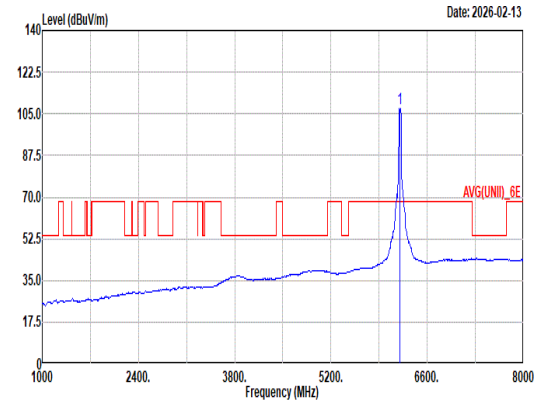 Site : 03CH17-HY Condition: AVG(UNII)_6E 3m DRH18-E_KV2D06A18ES_251105 HORIZONTAL : RBW:1000.000kHz VBW:0.010kHz SWT:Auto Detector : PEAK Mode : 76 Setting : per:18.5 exception:-10.75 Freq Level Limit Line Margin Read Level Ant Factor Cable Loss Preamp Factor Aux Factor APos TPos Remark MHz dBuV/m dBuV/m dB dBuV dB/m dB dB dB cm deg 1 6205.00 107.18 ------ ------ 96.21 34.75 14.29 38.07 0.00 295 354 Average

Mode	76	
	Band Edge	
	U-NII-5_5.925-6.425_802.11be EHT40_CH51_6205MHz	
ANT	0+1	
Pol.	Vertical	Fundamental
Peak	Blank	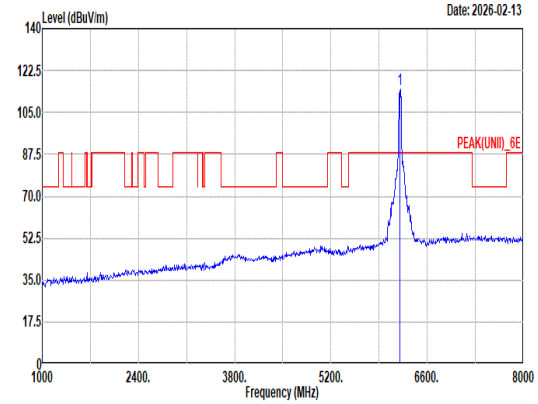 Site : 03CH17-HY Condition: PEAK(UNII)_6E 3m DRH18-E_KV2D06A18ES_251105 VERTICAL : RBW:1000.000kHz VBW:3000.000kHz SWT:Auto Detector : PEAK Mode : 76 Setting : per:18.5 exception:-10.75 Freq Level Limit Line Margin Read Level Ant Factor Cable Loss Preamp Factor Aux Factor APos TPos Remark MHz dBuV/m dBuV/m dB dBuV dB/m dB dB dB cm deg 1 6205.00 114.58 ------ ------ 103.51 34.85 14.29 38.07 0.00 307 16 Peak
Avg	Blank	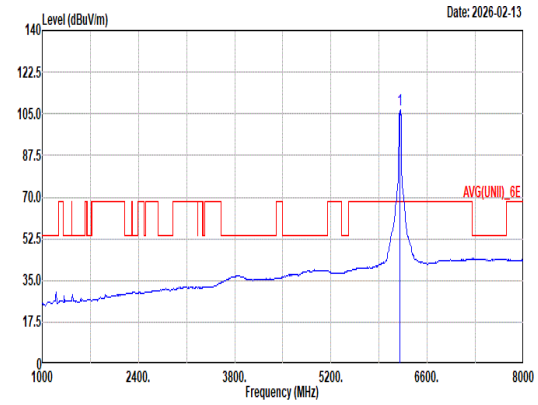 Site : 03CH17-HY Condition: AVG(UNII)_6E 3m DRH18-E_KV2D06A18ES_251105 VERTICAL : RBW:1000.000kHz VBW:0.010kHz SWT:Auto Detector : PEAK Mode : 76 Setting : per:18.5 exception:-10.75 Freq Level Limit Line Margin Read Level Ant Factor Cable Loss Preamp Factor Aux Factor APos TPos Remark MHz dBuV/m dBuV/m dB dBuV dB/m dB dB dB cm deg 1 6205.00 106.63 ------ ------ 95.56 34.85 14.29 38.07 0.00 307 16 Average

Mode	76	
	Harmonic	
	U-NII-5_5.925-6.425_802.11be EHT40_CH51_6205MHz	
ANT	0+1	
Pol.	Horizontal	Vertical
Peak Avg	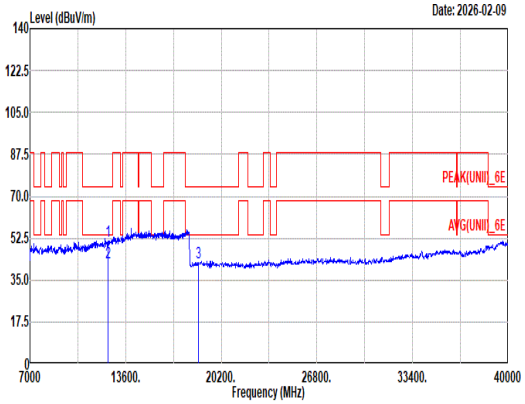 Site : 03CH17-HY Condition: PEAK(UNII)_6E 1m BBHA9170_1223_250702 HORIZONTAL Mode : 76 Setting : per:18.5 exception:-10.75 Freq Level Limit Line Margin Read Level Ant Factor Cable Loss Preamp Factor Aux Factor APos TPos Remark MHz dBuV/m dBuV/m dB dBuV dB/m dB dB dB cm deg 1 12410.00 51.10 74.00 -22.90 35.12 38.94 20.04 43.47 0.47 -- -- Peak 2 12410.00 42.06 54.00 -11.94 26.08 38.94 20.04 43.47 0.47 -- -- Average 3 18615.00 42.22 74.00 -31.78 52.60 38.20 24.58 63.62 -9.54 -- -- Peak	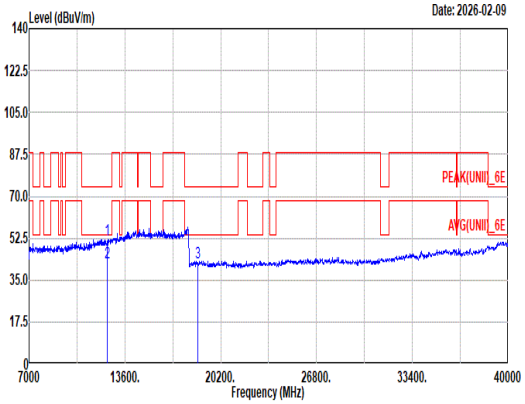 Site : 03CH17-HY Condition: PEAK(UNII)_6E 1m BBHA9170_1223_250702 VERTICAL Mode : 76 Setting : per:18.5 exception:-10.75 Freq Level Limit Line Margin Read Level Ant Factor Cable Loss Preamp Factor Aux Factor APos TPos Remark MHz dBuV/m dBuV/m dB dBuV dB/m dB dB dB cm deg 1 12410.00 51.52 74.00 -22.48 35.54 38.94 20.04 43.47 0.47 -- -- Peak 2 12410.00 42.10 54.00 -11.90 26.12 38.94 20.04 43.47 0.47 -- -- Average 3 18615.00 42.22 74.00 -31.78 52.60 38.20 24.58 63.62 -9.54 -- -- Peak

Mode	76	
	Harmonic	
	U-NII-5_5.925-6.425_802.11be EHT40_CH51_6205MHz	
ANT	0+1	
Pol.	Horizontal	Vertical
10.6G ~18G Avg	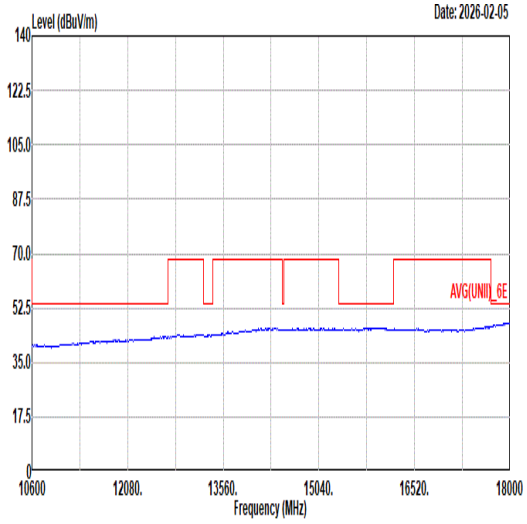 Site : 03CH17-HY Condition: AVG(UNII)_6E 3m DRH18-E_KV2D06A18ES_251105 HORIZONTAL Mode : 76 Setting : per:18.5 exception:-10.75	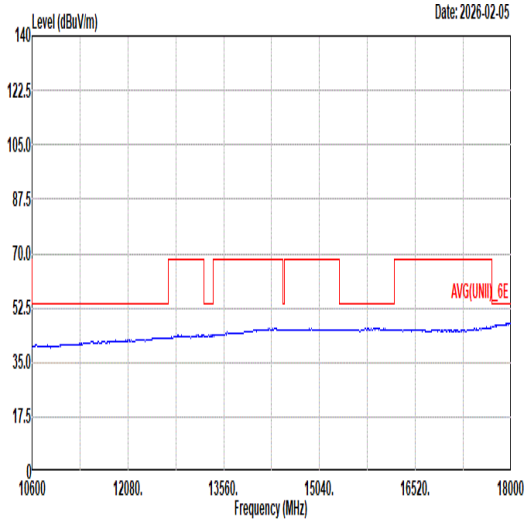 Site : 03CH17-HY Condition: AVG(UNII)_6E 3m DRH18-E_KV2D06A18ES_251105 VERTICAL Mode : 76 Setting : per:18.5 exception:-10.75

Mode	77	
	Band Edge	
	U-NII-5_5.925-6.425_802.11be EHT40_CH91_6405MHz	
ANT	0+1	
Pol.	Horizontal	Fundamental
Peak	Blank	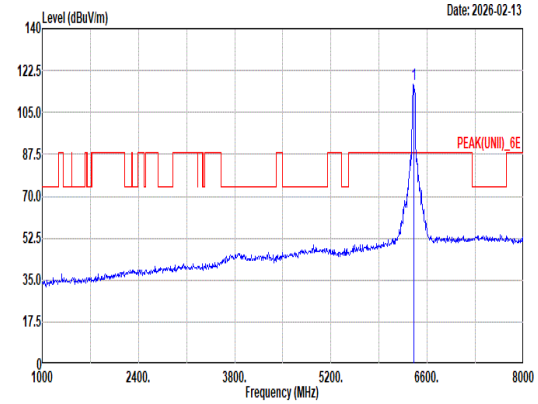 Site : 03CH17-HY Condition: PEAK(UNII)_6E 3m DRH18-E_KV2D06A18ES_251105 HORIZONTAL : RBW:1000.000kHz VBW:3000.000kHz SWT:Auto Detector : PEAK Mode : 77 Setting : per:19 exception:-11.25 Freq Level Limit Line Margin Read Level Ant Factor Cable Loss Preamp Factor Aux Factor APos TPos Remark MHz dBuV/m dBuV/m dB dBuV dB/m dB dB dB cm deg 1 6405.00 116.86 ------ ------ 105.29 35.86 13.86 38.15 0.00 291 358 Peak
Avg	Blank	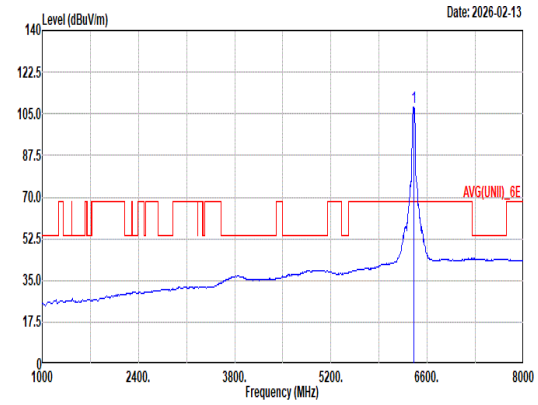 Site : 03CH17-HY Condition: AVG(UNII)_6E 3m DRH18-E_KV2D06A18ES_251105 HORIZONTAL : RBW:1000.000kHz VBW:0.010kHz SWT:Auto Detector : PEAK Mode : 77 Setting : per:19 exception:-11.25 Freq Level Limit Line Margin Read Level Ant Factor Cable Loss Preamp Factor Aux Factor APos TPos Remark MHz dBuV/m dBuV/m dB dBuV dB/m dB dB dB cm deg 1 6405.00 107.86 ------ ------ 96.29 35.86 13.86 38.15 0.00 291 358 Average

Mode	77	
	Band Edge	
	U-NII-5_5.925-6.425_802.11be EHT40_CH91_6405MHz	
ANT	0+1	
Pol.	Vertical	Fundamental
Peak	Blank	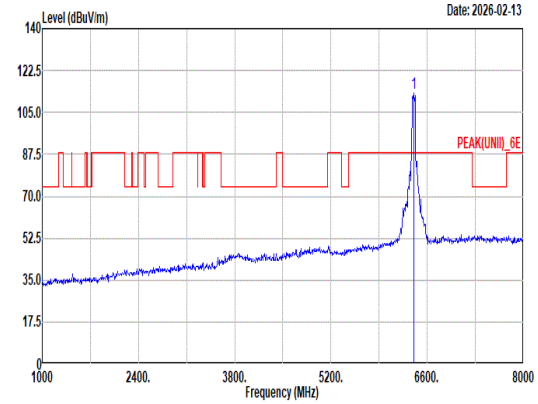 Site : 03CH17-HY Condition: PEAK(UNII)_6E 3m DRH18-E_KV2D06A18ES_251105 VERTICAL : RBW:1000.000kHz VBW:3000.000kHz SWT:Auto Detector : PEAK Mode : 77 Setting : per:19 exception:-11.25 Freq Level Limit Line Margin Read Level Ant Factor Cable Loss Preamp Factor Aux Factor APos TPos Remark MHz dBuV/m dBuV/m dB dBuV dB/m dB dB dB cm deg 1 6405.00 113.16 ------ ------ 101.56 35.91 13.85 38.16 0.00 305 18 Peak
Avg	Blank	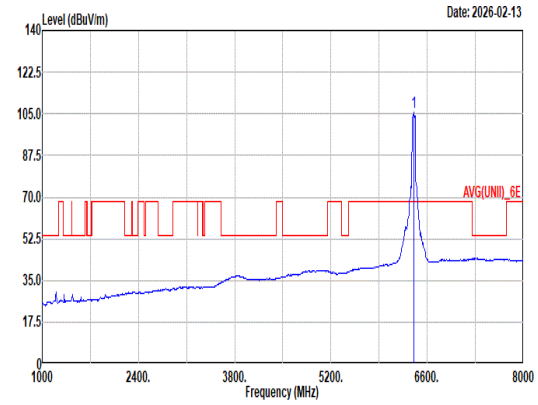 Site : 03CH17-HY Condition: AVG(UNII)_6E 3m DRH18-E_KV2D06A18ES_251105 VERTICAL : RBW:1000.000kHz VBW:0.010kHz SWT:Auto Detector : PEAK Mode : 77 Setting : per:19 exception:-11.25 Freq Level Limit Line Margin Read Level Ant Factor Cable Loss Preamp Factor Aux Factor APos TPos Remark MHz dBuV/m dBuV/m dB dBuV dB/m dB dB dB cm deg 1 6405.00 105.80 ------ ------ 94.20 35.91 13.85 38.16 0.00 305 18 Average

Mode	77	
	Harmonic	
	U-NII-5_5.925-6.425_802.11be EHT40_CH91_6405MHz	
ANT	0+1	
Pol.	Horizontal	Vertical
Peak Avg	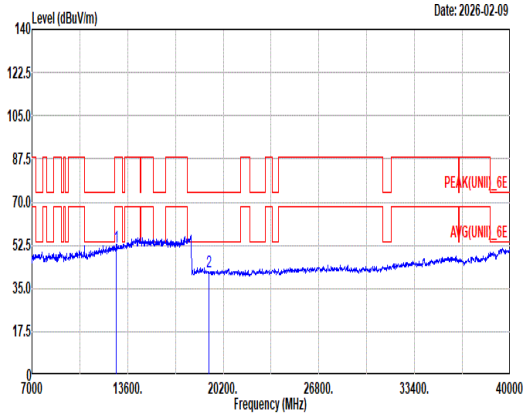 Site : 03CH17-HY Condition: PEAK(UNII)_6E 1m BBHA9170_1223_250702 HORIZONTAL Mode : 77 Setting : per:19 exception:-11.25 Freq Level Limit Line Margin Read Level Ant Factor Cable Loss Preamp Factor Aux Factor APos TPos Remark MHz dBuV/m dBuV/m dB dBuV dB/m dB dB dB cm deg 1 12810.00 51.53 88.20 -36.67 34.53 39.84 20.33 43.61 0.44 -- -- Peak 2 19215.00 41.89 74.00 -32.11 51.88 38.10 24.89 63.44 -9.54 -- -- Peak	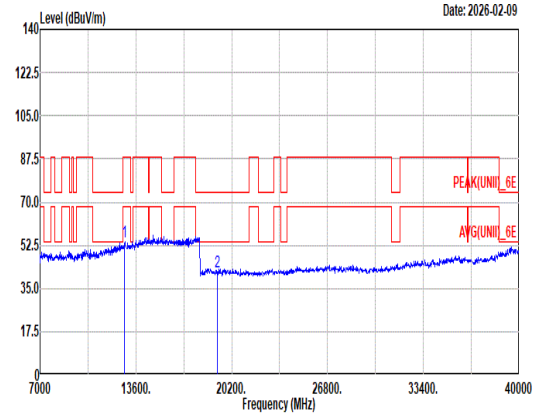 Site : 03CH17-HY Condition: PEAK(UNII)_6E 1m BBHA9170_1223_250702 VERTICAL Mode : 77 Setting : per:19 exception:-11.25 Freq Level Limit Line Margin Read Level Ant Factor Cable Loss Preamp Factor Aux Factor APos TPos Remark MHz dBuV/m dBuV/m dB dBuV dB/m dB dB dB cm deg 1 12810.00 53.71 88.20 -34.49 36.71 39.84 20.33 43.61 0.44 -- -- Peak 2 19215.00 41.81 74.00 -32.19 51.80 38.10 24.89 63.44 -9.54 -- -- Peak

Mode	77	
	Harmonic	
	U-NII-5_5.925-6.425_802.11be EHT40_CH91_6405MHz	
ANT	0+1	
Pol.	Horizontal	Vertical
10.6G ~18G Avg	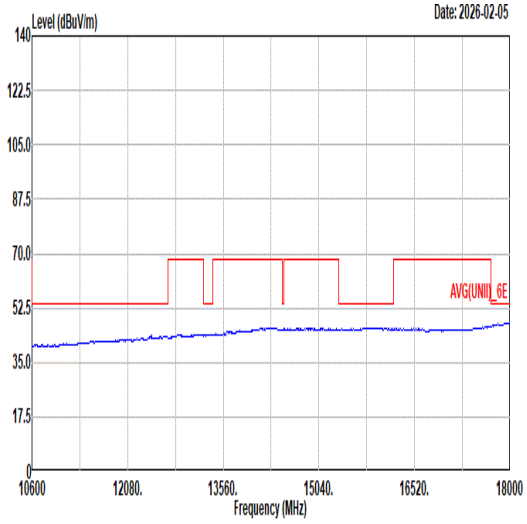 Site : 03CH17-HY Condition: AVG(UNII)_6E 3m DRH18-E_KV2D06A18ES_251105 HORIZONTAL Mode : 77 Setting : per:18.5 exception:-10.75	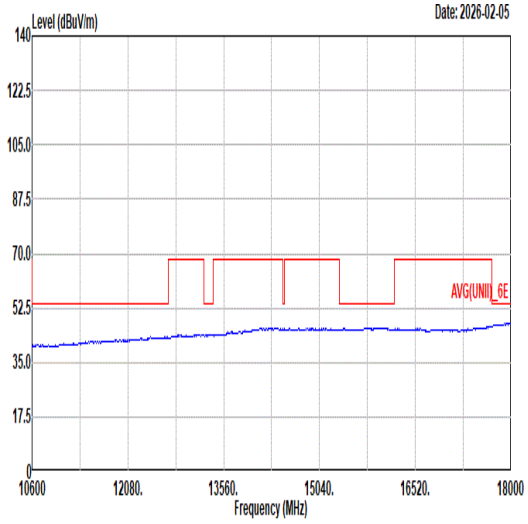 Site : 03CH17-HY Condition: AVG(UNII)_6E 3m DRH18-E_KV2D06A18ES_251105 VERTICAL Mode : 77 Setting : per:18.5 exception:-10.75

Mode	78	
	Band Edge	
	U-NII-5_5.925-6.425_802.11be EHT80_CH7_Full RU_5985MHz	
ANT	0+1	
Pol.	Horizontal	Fundamental
Peak	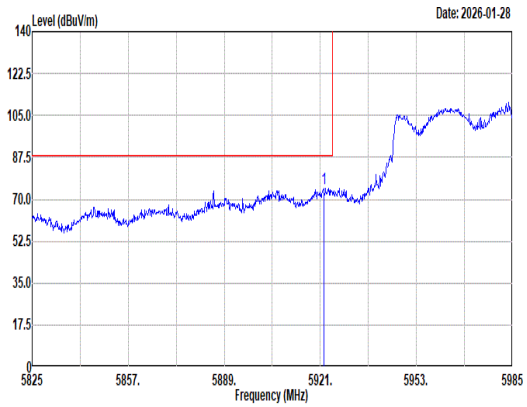 Site : 03CH17-HY Condition: PEAK_BE(UNII)_6E 3m DRH18-E_KV2D06A18ES_251105 HORIZONTAL : RBW:1000.000kHz VBW:3000.000kHz SWT:Auto Detector : PEAK Mode : 78 Setting : per:18.5 exception:-7.5 Freq Level Limit Line Margin Read Level Ant Factor Cable Loss Preamp Factor Aux Factor APos TPos Remark MHz dBuV/m dBuV/m dB dBuV dB/m dB dB dB cm deg 1 5922.12 74.68 88.20 -13.52 65.50 33.76 13.42 38.00 0.00 200 42 Peak	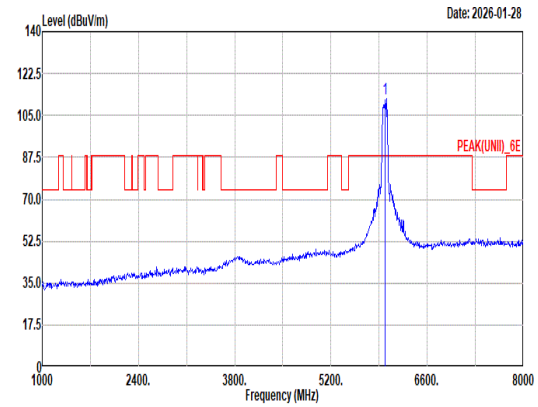 Site : 03CH17-HY Condition: PEAK(UNII)_6E 3m DRH18-E_KV2D06A18ES_251105 HORIZONTAL : RBW:1000.000kHz VBW:3000.000kHz SWT:Auto Detector : PEAK Mode : 78 Setting : per:18.5 exception:-7.5 Freq Level Limit Line Margin Read Level Ant Factor Cable Loss Preamp Factor Aux Factor APos TPos Remark MHz dBuV/m dBuV/m dB dBuV dB/m dB dB dB cm deg 1 5985.00 111.76 ------ ------ 102.13 33.82 13.79 37.98 0.00 200 42 Peak
Avg	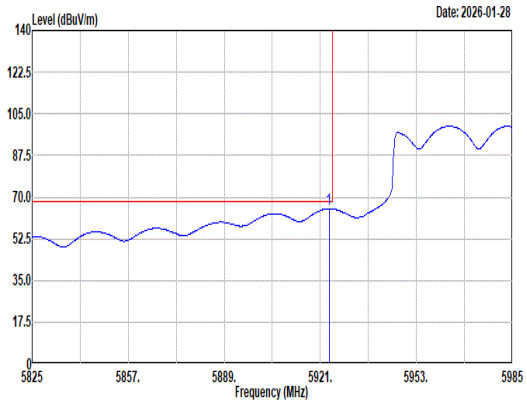 Site : 03CH17-HY Condition: AVG_BE(UNII)_6E 3m DRH18-E_KV2D06A18ES_251105 HORIZONTAL : RBW:1000.000kHz VBW:0.010kHz SWT:Auto Detector : PEAK Mode : 78 Setting : per:18.5 exception:-7.5 Freq Level Limit Line Margin Read Level Ant Factor Cable Loss Preamp Factor Aux Factor APos TPos Remark MHz dBuV/m dBuV/m dB dBuV dB/m dB dB dB cm deg 1 5923.88 65.11 68.20 -3.09 55.93 33.75 13.43 38.00 0.00 200 42 Average	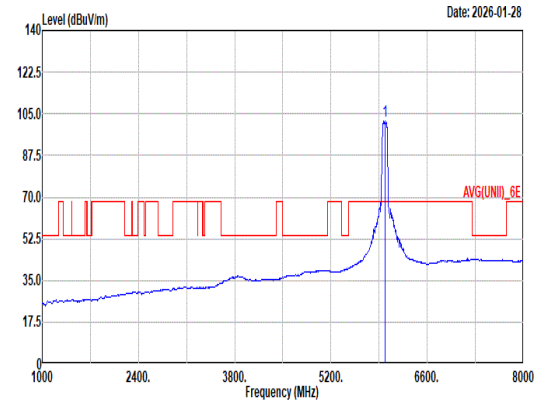 Site : 03CH17-HY Condition: AVG(UNII)_6E 3m DRH18-E_KV2D06A18ES_251105 HORIZONTAL : RBW:1000.000kHz VBW:0.010kHz SWT:Auto Detector : PEAK Mode : 78 Setting : per:18.5 exception:-7.5 Freq Level Limit Line Margin Read Level Ant Factor Cable Loss Preamp Factor Aux Factor APos TPos Remark MHz dBuV/m dBuV/m dB dBuV dB/m dB dB dB cm deg 1 5985.00 101.90 ------ ------ 92.40 33.77 13.71 37.98 0.00 200 42 Average

Mode	78	
	Band Edge	
	U-NII-5_5.925-6.425_802.11be EHT80_CH7_Full RU_5985MHz	
ANT	0+1	
Pol.	Vertical	Fundamental
Peak	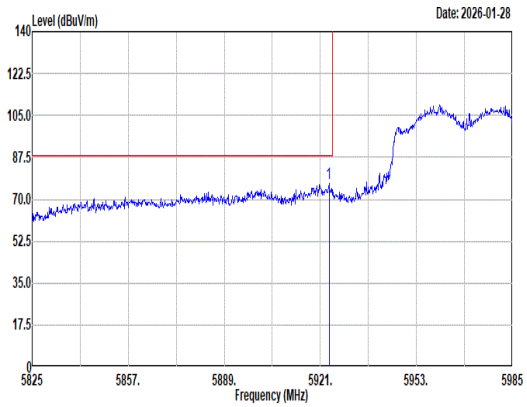 Site : 03CH17-HY Condition: PEAK_BE(UNII)_6E 3m DRH18-E_KV2D06A18ES_251105 VERTICAL : RBW:1000.000kHz VBW:3000.000kHz SWT:Auto Detector : PEAK Mode : 78 Setting : per:18.5 exception:-7.5 1 5923.88 76.54 88.20 -11.66 67.36 33.75 13.43 38.00 0.00 199 0 Peak	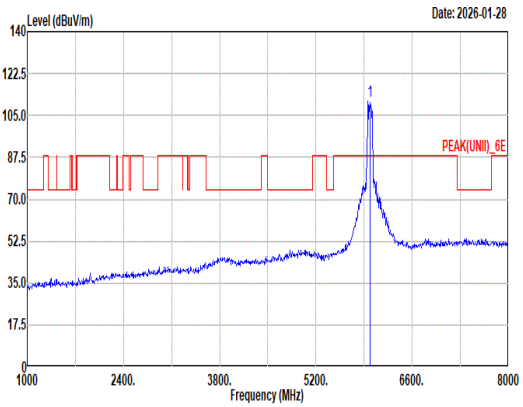 Site : 03CH17-HY Condition: PEAK(UNII)_6E 3m DRH18-E_KV2D06A18ES_251105 VERTICAL : RBW:1000.000kHz VBW:3000.000kHz SWT:Auto Detector : PEAK Mode : 78 Setting : per:18.5 exception:-7.5 1 5985.00 110.92 ------ ------ 101.62 33.71 13.58 37.99 0.00 199 0 Peak
Avg	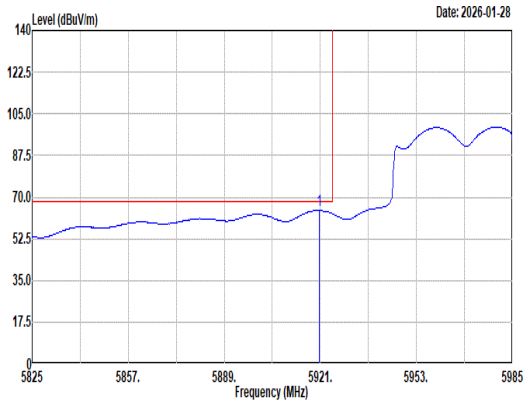 Site : 03CH17-HY Condition: AVG_BE(UNII)_6E 3m DRH18-E_KV2D06A18ES_251105 VERTICAL : RBW:1000.000kHz VBW:0.010kHz SWT:Auto Detector : PEAK Mode : 78 Setting : per:18.5 exception:-7.5 1 5920.68 64.34 68.20 -3.86 55.16 33.76 13.42 38.00 0.00 199 0 Average	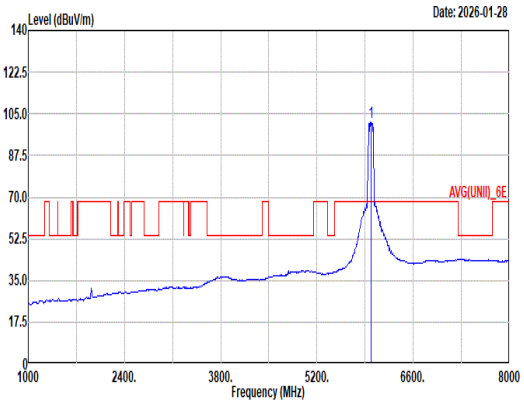 Site : 03CH17-HY Condition: AVG(UNII)_6E 3m DRH18-E_KV2D06A18ES_251105 VERTICAL : RBW:1000.000kHz VBW:0.010kHz SWT:Auto Detector : PEAK Mode : 78 Setting : per:18.5 exception:-7.5 1 5985.00 101.44 ------ ------ 92.01 33.75 13.67 37.99 0.00 199 0 Average

Mode	78	
	Harmonic	
	U-NII-5_5.925-6.425_802.11be EHT80_CH7_Full RU_5985MHz	
ANT	0+1	
Pol.	Horizontal	Vertical
Peak Avg	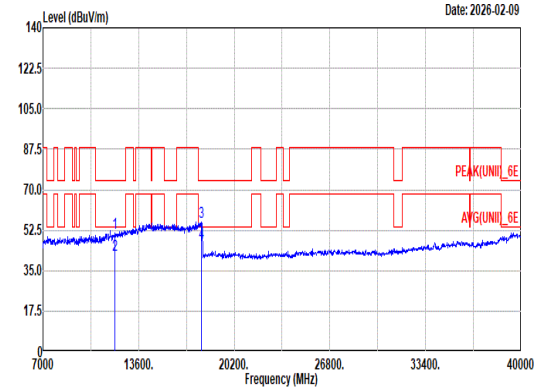 Site : 03CH17-HY Condition: PEAK(UNII)_6E 1m BBHA9170_1223_250702 HORIZONTAL Mode : 78 Setting : per:18.5 exception:-7.5 1 11970.00 51.36 74.00 -22.64 35.59 38.70 19.71 43.13 0.49 -- -- Peak 2 11970.00 41.48 54.00 -12.52 25.71 38.70 19.71 43.13 0.49 -- -- Average 3 17955.00 55.92 74.00 -18.08 35.00 41.81 24.28 45.88 0.71 -- -- Peak 4 17955.00 46.88 54.00 -7.12 25.96 41.81 24.28 45.88 0.71 -- -- Average	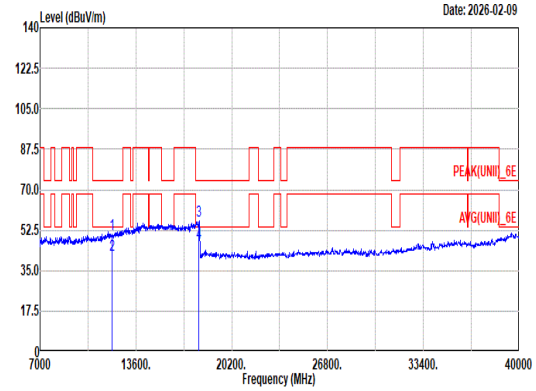 Site : 03CH17-HY Condition: PEAK(UNII)_6E 1m BBHA9170_1223_250702 VERTICAL Mode : 78 Setting : per:18.5 exception:-7.5 1 11970.00 50.95 74.00 -23.05 35.18 38.70 19.71 43.13 0.49 -- -- Peak 2 11970.00 41.47 54.00 -12.53 25.70 38.70 19.71 43.13 0.49 -- -- Average 3 17955.00 56.57 74.00 -17.43 35.65 41.81 24.28 45.88 0.71 -- -- Peak 4 17955.00 46.91 54.00 -7.09 25.99 41.81 24.28 45.88 0.71 -- -- Average

Mode	78	
	Harmonic	
	U-NII-5_5.925-6.425_802.11be EHT80_CH7_Full RU_5985MHz	
ANT	0+1	
Pol.	Horizontal	Vertical
10.6G ~18G Avg	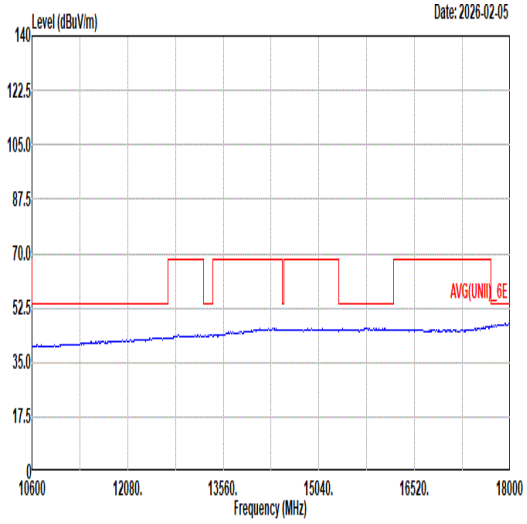 Site : 03CH17-HY Condition: AVG(UNII)_6E 3m DRH18-E_KV2D06A18ES_251105 HORIZONTAL Mode : 78 Setting : per:18.5 exception:-7.5	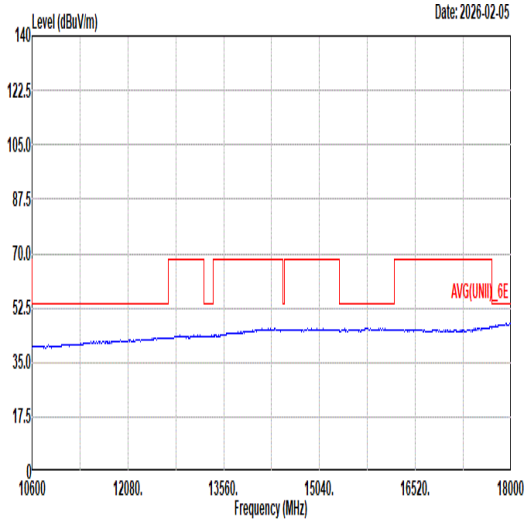 Site : 03CH17-HY Condition: AVG(UNII)_6E 3m DRH18-E_KV2D06A18ES_251105 VERTICAL Mode : 78 Setting : per:18.5 exception:-7.5

Mode	79	
	Band Edge	
	U-NII-5_5.925-6.425_802.11be EHT80_CH7_Partial RU 484/65_5985MHz	
ANT	0+1	
Pol.	Horizontal	Fundamental
Peak	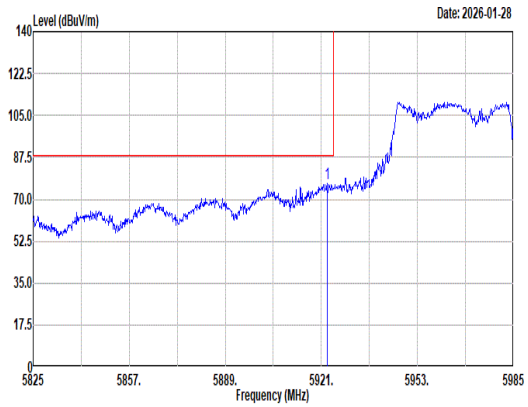 Site : 03CH17-HY Condition: PEAK_BE(UNII)_6E 3m DRH18-E_KV2D06A18ES_251105 HORIZONTAL : RBW:1000.000kHz VBW:3000.000kHz SWT:Auto Detector : PEAK Mode : 79 Setting : per:18.5 exception:-7.75 1 5922.92 76.41 88.20 -11.79 67.23 33.75 13.43 38.00 0.00 200 42 Peak	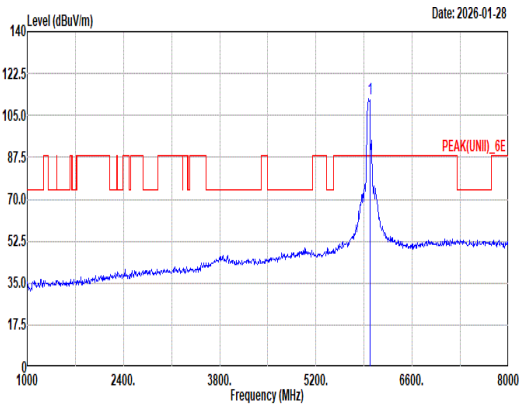 Site : 03CH17-HY Condition: PEAK(UNII)_6E 3m DRH18-E_KV2D06A18ES_251105 HORIZONTAL : RBW:1000.000kHz VBW:3000.000kHz SWT:Auto Detector : PEAK Mode : 79 Setting : per:18.5 exception:-7.75 1 5985.00 111.90 ------ ------ 102.55 33.73 13.61 37.99 0.00 200 42 Peak
Avg	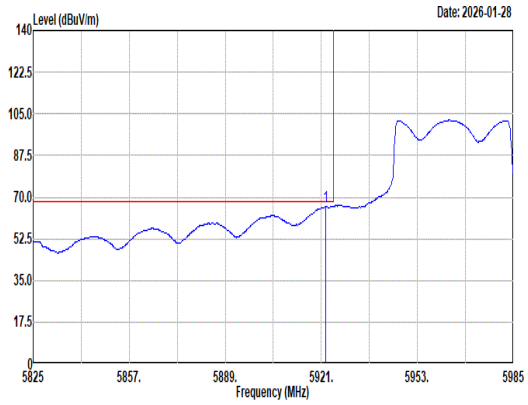 Site : 03CH17-HY Condition: AVG_BE(UNII)_6E 3m DRH18-E_KV2D06A18ES_251105 HORIZONTAL : RBW:1000.000kHz VBW:0.010kHz SWT:Auto Detector : PEAK Mode : 79 Setting : per:18.5 exception:-7.75 1 5922.44 66.09 68.20 -2.11 56.91 33.76 13.42 38.00 0.00 200 42 Average	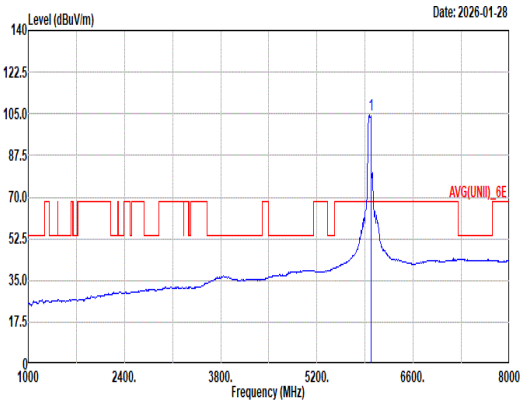 Site : 03CH17-HY Condition: AVG(UNII)_6E 3m DRH18-E_KV2D06A18ES_251105 HORIZONTAL : RBW:1000.000kHz VBW:0.010kHz SWT:Auto Detector : PEAK Mode : 79 Setting : per:18.5 exception:-7.75 1 5985.00 104.37 ------ ------ 95.02 33.73 13.61 37.99 0.00 200 42 Average

Mode	79	
	Band Edge	
	U-NII-5_5.925-6.425_802.11be EHT80_CH7_Partial RU 484/65_5985MHz	
ANT	0+1	
Pol.	Vertical	Fundamental
Peak	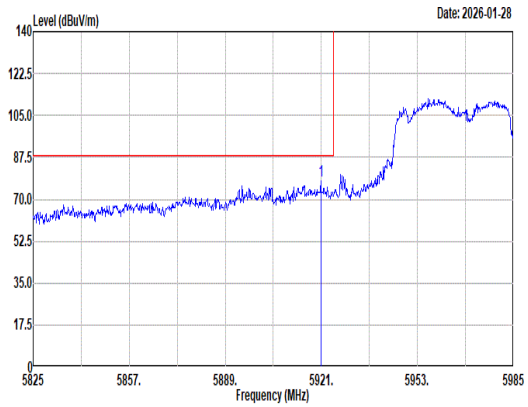 Site : 03CH17-HY Condition: PEAK_BE(UNII)_6E 3m DRH18-E_KV2D06A18ES_251105 VERTICAL : RBW:1000.000kHz VBW:3000.000kHz SWT:Auto Detector : PEAK Mode : 79 Setting : per:18.5 exception:-7.75 Freq Level Limit Line Margin Read Level Ant Factor Cable Loss Preamp Factor Aux Factor APos TPos Remark MHz dBuV/m dBuV/m dB dBuV dB/m dB dB dB cm deg 1 5920.84 77.77 88.20 -10.43 68.59 33.76 13.42 38.00 0.00 215 2 Peak	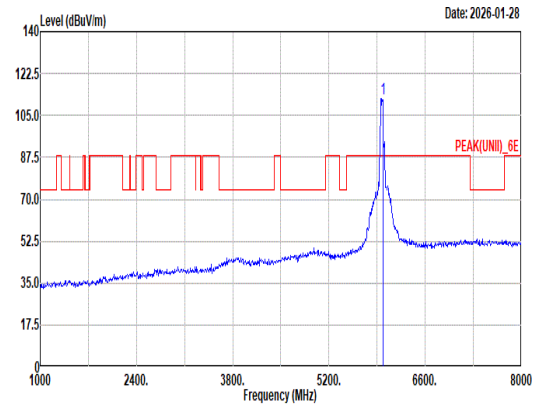 Site : 03CH17-HY Condition: PEAK(UNII)_6E 3m DRH18-E_KV2D06A18ES_251105 VERTICAL : RBW:1000.000kHz VBW:3000.000kHz SWT:Auto Detector : PEAK Mode : 79 Setting : per:18.5 exception:-7.75 Freq Level Limit Line Margin Read Level Ant Factor Cable Loss Preamp Factor Aux Factor APos TPos Remark MHz dBuV/m dBuV/m dB dBuV dB/m dB dB dB cm deg 1 5985.00 111.89 ------ ------ 102.59 33.71 13.58 37.99 0.00 215 2 Peak
Avg	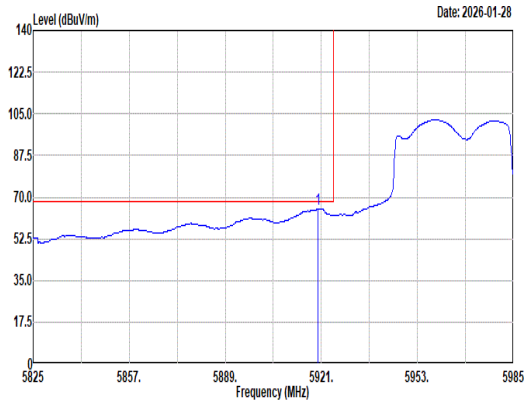 Site : 03CH17-HY Condition: AVG_BE(UNII)_6E 3m DRH18-E_KV2D06A18ES_251105 VERTICAL : RBW:1000.000kHz VBW:0.010kHz SWT:Auto Detector : PEAK Mode : 79 Setting : per:18.5 exception:-7.75 Freq Level Limit Line Margin Read Level Ant Factor Cable Loss Preamp Factor Aux Factor APos TPos Remark MHz dBuV/m dBuV/m dB dBuV dB/m dB dB dB cm deg 1 5919.88 64.85 68.20 -3.35 55.68 33.76 13.41 38.00 0.00 215 2 Average	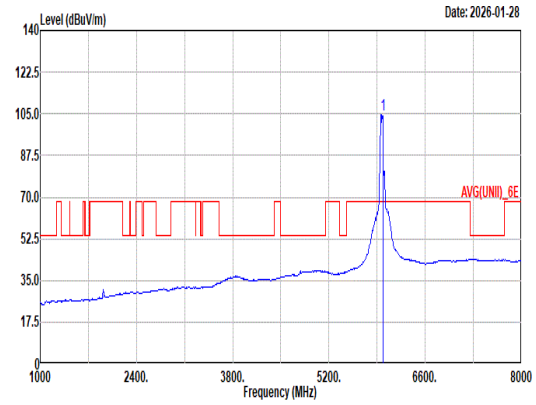 Site : 03CH17-HY Condition: AVG(UNII)_6E 3m DRH18-E_KV2D06A18ES_251105 VERTICAL : RBW:1000.000kHz VBW:0.010kHz SWT:Auto Detector : PEAK Mode : 79 Setting : per:18.5 exception:-7.75 Freq Level Limit Line Margin Read Level Ant Factor Cable Loss Preamp Factor Aux Factor APos TPos Remark MHz dBuV/m dBuV/m dB dBuV dB/m dB dB dB cm deg 1 5985.00 104.68 ------ ------ 95.33 33.73 13.61 37.99 0.00 215 2 Average

Mode	80	
	Band Edge	
	U-NII-5_5.925-6.425_802.11be EHT80_CH55_6225MHz	
ANT	0+1	
Pol.	Horizontal	Fundamental
Peak	Blank	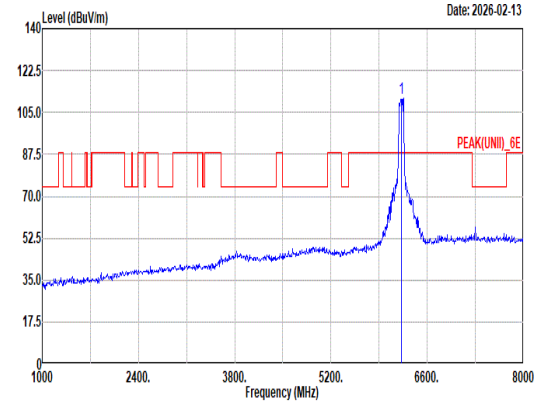 Site : 03CH17-HY Condition: PEAK(UNII)_6E 3m DRH18-E_KV2D06A18ES_251105 HORIZONTAL : RBW:1000.000kHz VBW:3000.000kHz SWT:Auto Detector : PEAK Mode : 80 Setting : per:18.5 exception:-7.5 Freq Level Limit Line Margin Read Level Ant Factor Cable Loss Preamp Factor Aux Factor APos TPos Remark MHz dBuV/m dBuV/m dB dBuV dB/m dB dB dB cm deg 1 6225.00 110.76 ------ ------ 99.54 35.13 14.18 38.09 0.00 300 330 Peak
Avg	Blank	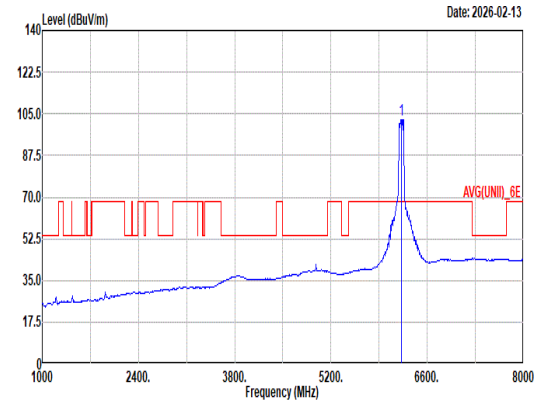 Site : 03CH17-HY Condition: AVG(UNII)_6E 3m DRH18-E_KV2D06A18ES_251105 HORIZONTAL : RBW:1000.000kHz VBW:0.010kHz SWT:Auto Detector : PEAK Mode : 80 Setting : per:18.5 exception:-7.5 Freq Level Limit Line Margin Read Level Ant Factor Cable Loss Preamp Factor Aux Factor APos TPos Remark MHz dBuV/m dBuV/m dB dBuV dB/m dB dB dB cm deg 1 6225.00 102.65 ------ ------ 91.56 34.89 14.27 38.07 0.00 300 330 Average

Mode	80	
	Band Edge	
	U-NII-5_5.925-6.425_802.11be EHT80_CH55_6225MHz	
ANT	0+1	
Pol.	Vertical	Fundamental
Peak	Blank	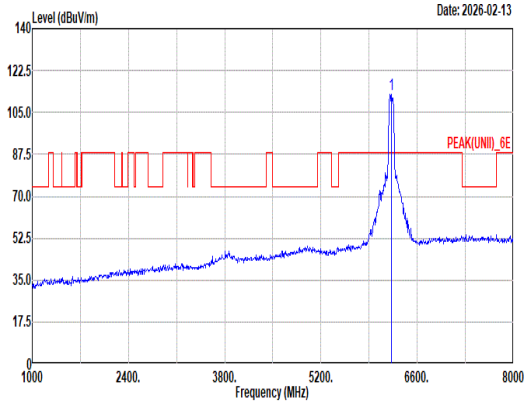 Site : 03CH17-HY Condition: PEAK(UNII)_6E 3m DRH18-E_KV2D06A18ES_251105 VERTICAL : RBW:1000.000kHz VBW:3000.000kHz SWT:Auto Detector : PEAK Mode : 80 Setting : per:18.5 exception:-7.5 Freq Level Limit Line Margin Read Level Ant Factor Cable Loss Preamp Factor Aux Factor APos TPos Remark MHz dBuV/m dBuV/m dB dBuV dB/m dB dB dB cm deg 1 6225.00 112.74 ------ ------ 101.69 34.81 14.31 38.07 0.00 306 15 Peak
Avg	Blank	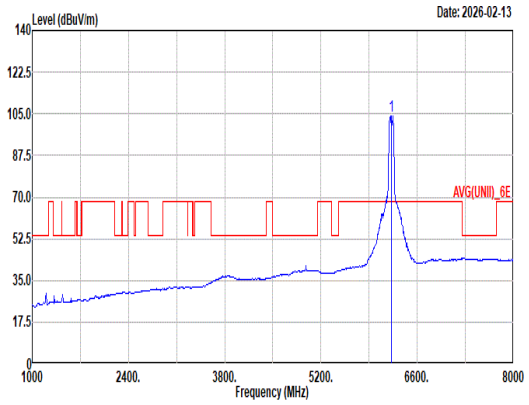 Site : 03CH17-HY Condition: AVG(UNII)_6E 3m DRH18-E_KV2D06A18ES_251105 VERTICAL : RBW:1000.000kHz VBW:0.010kHz SWT:Auto Detector : PEAK Mode : 80 Setting : per:18.5 exception:-7.5 Freq Level Limit Line Margin Read Level Ant Factor Cable Loss Preamp Factor Aux Factor APos TPos Remark MHz dBuV/m dBuV/m dB dBuV dB/m dB dB dB cm deg 1 6225.00 104.02 ------ ------ 92.95 34.85 14.29 38.07 0.00 306 15 Average

Mode	80	
	Harmonic	
	U-NII-5_5.925-6.425_802.11be EHT80_CH55_6225MHz	
ANT	0+1	
Pol.	Horizontal	Vertical
Peak Avg	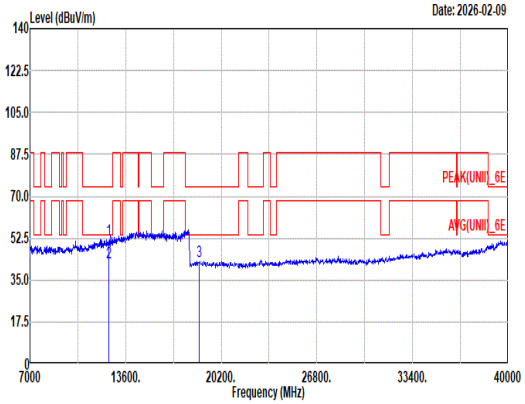 Site : 03CH17-HY Condition: PEAK(UNII)_6E 1m BBHA9170_1223_250702 HORIZONTAL Mode : 80 Setting : per:18.5 exception:-7.5 Freq Level Limit Line Margin Read Level Ant Factor Cable Loss Preamp Factor Aux Factor APos TPos Remark MHz dBuV/m dBuV/m dB dBuV dB/m dB dB dB cm deg 1 12450.00 51.71 74.00 -22.29 35.58 39.10 20.07 43.50 0.46 -- -- Peak 2 12450.00 42.16 54.00 -11.84 26.03 39.10 20.07 43.50 0.46 -- -- Average 3 18675.00 42.94 74.00 -31.06 53.31 38.20 24.60 63.63 -9.54 -- -- Peak	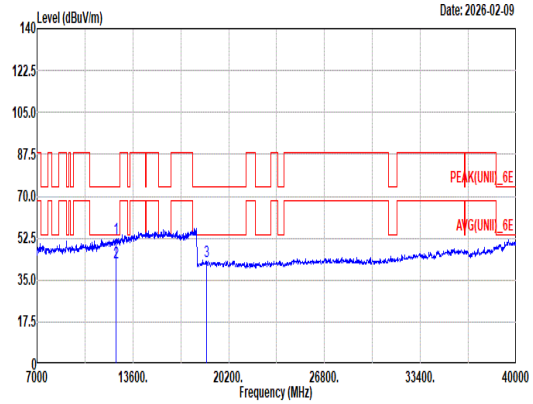 Site : 03CH17-HY Condition: PEAK(UNII)_6E 1m BBHA9170_1223_250702 VERTICAL Mode : 80 Setting : per:18.5 exception:-7.5 Freq Level Limit Line Margin Read Level Ant Factor Cable Loss Preamp Factor Aux Factor APos TPos Remark MHz dBuV/m dBuV/m dB dBuV dB/m dB dB dB cm deg 1 12450.00 52.31 74.00 -21.69 36.18 39.10 20.07 43.50 0.46 -- -- Peak 2 12450.00 42.18 54.00 -11.82 26.05 39.10 20.07 43.50 0.46 -- -- Average 3 18675.00 42.93 74.00 -31.07 53.30 38.20 24.60 63.63 -9.54 -- -- Peak

Mode	80	
	Harmonic	
	U-NII-5_5.925-6.425_802.11be EHT80_CH55_6225MHz	
ANT	0+1	
Pol.	Horizontal	Vertical
10.6G ~18G Avg	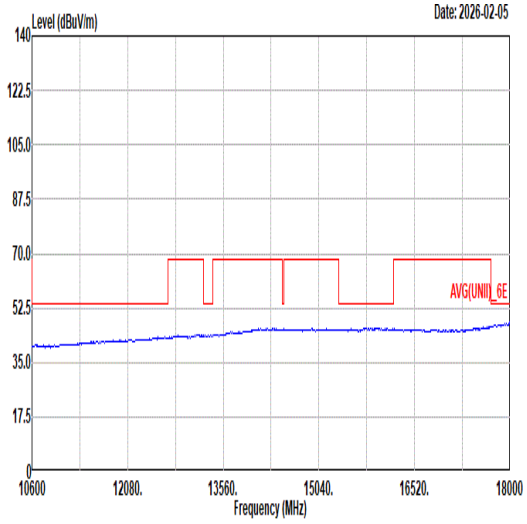 Site : 03CH17-HY Condition: AVG(UNII)_6E 3m DRH18-E_KV2D06A18ES_251105 HORIZONTAL Mode : 80 Setting : per:18.5 exception:-7.5	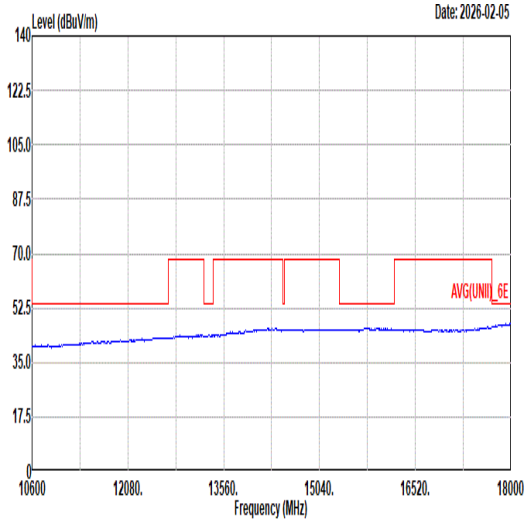 Site : 03CH17-HY Condition: AVG(UNII)_6E 3m DRH18-E_KV2D06A18ES_251105 VERTICAL Mode : 80 Setting : per:18.5 exception:-7.5

Mode	81	
	Band Edge	
	U-NII-5_5.925-6.425_802.11be EHT80_CH87_6385MHz	
ANT	0+1	
Pol.	Horizontal	Fundamental
Peak	Blank	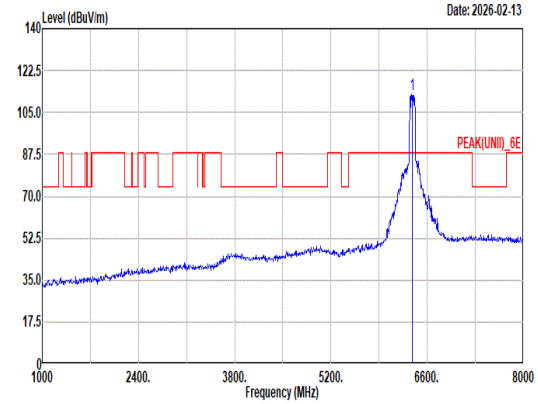 Site : 03CH17-HY Condition: PEAK(UNII)_6E 3m DRH18-E_KV2D06A18ES_251105 HORIZONTAL : RBW:1000.000kHz VBW:3000.000kHz SWT:Auto Detector : PEAK Mode : 81 Setting : per:18.5 exception:-7.5 Freq Level Limit Line Margin Read Level Ant Factor Cable Loss Preamp Factor Aux Factor APos TPos Remark MHz dBuV/m dBuV/m dB dBuV dB/m dB dB dB cm deg 1 6385.00 112.76 ------ ------ 101.21 35.78 13.91 38.14 0.00 317 358 Peak
Avg	Blank	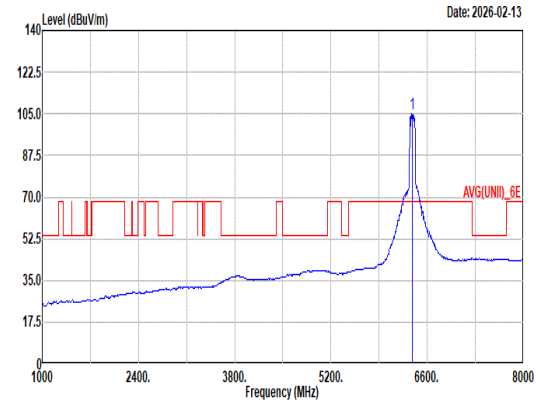 Site : 03CH17-HY Condition: AVG(UNII)_6E 3m DRH18-E_KV2D06A18ES_251105 HORIZONTAL : RBW:1000.000kHz VBW:0.010kHz SWT:Auto Detector : PEAK Mode : 81 Setting : per:18.5 exception:-7.5 Freq Level Limit Line Margin Read Level Ant Factor Cable Loss Preamp Factor Aux Factor APos TPos Remark MHz dBuV/m dBuV/m dB dBuV dB/m dB dB dB cm deg 1 6385.00 105.19 ------ ------ 93.64 35.78 13.91 38.14 0.00 317 358 Average

Mode	81	
	Band Edge	
	U-NII-5_5.925-6.425_802.11be EHT80_CH87_6385MHz	
ANT	0+1	
Pol.	Vertical	Fundamental
Peak	Blank	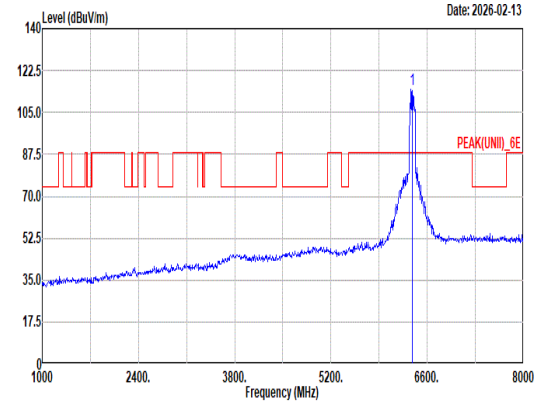 Site : 03CH17-HY Condition: PEAK(UNII)_6E 3m DRH18-E_KV2D06A18ES_251105 VERTICAL : RBW:1000.000kHz VBW:3000.000kHz SWT:Auto Detector : PEAK Mode : 81 Setting : per:18.5 exception:-7.5 Freq Level Limit Line Margin Read Level Ant Factor Cable Loss Preamp Factor Aux Factor APos TPos Remark MHz dBuV/m dBuV/m dB dBuV dB/m dB dB dB cm deg 1 6385.00 114.42 ------ ------ 102.88 35.75 13.93 38.14 0.00 309 16 Peak
Avg	Blank	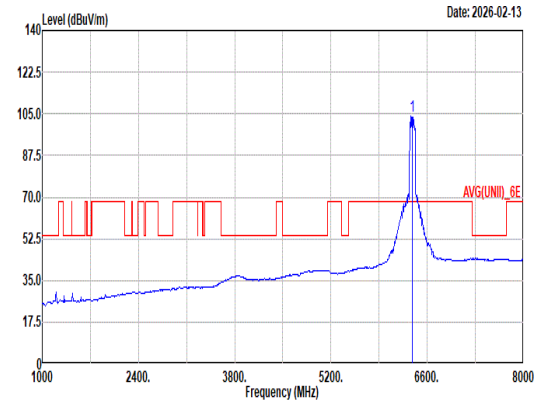 Site : 03CH17-HY Condition: AVG(UNII)_6E 3m DRH18-E_KV2D06A18ES_251105 VERTICAL : RBW:1000.000kHz VBW:0.010kHz SWT:Auto Detector : PEAK Mode : 81 Setting : per:18.5 exception:-7.5 Freq Level Limit Line Margin Read Level Ant Factor Cable Loss Preamp Factor Aux Factor APos TPos Remark MHz dBuV/m dBuV/m dB dBuV dB/m dB dB dB cm deg 1 6385.00 103.86 ------ ------ 92.32 35.75 13.93 38.14 0.00 309 16 Average

Mode	81	
	Harmonic	
	U-NII-5_5.925-6.425_802.11be EHT80_CH87_6385MHz	
ANT	0+1	
Pol.	Horizontal	Vertical
Peak Avg	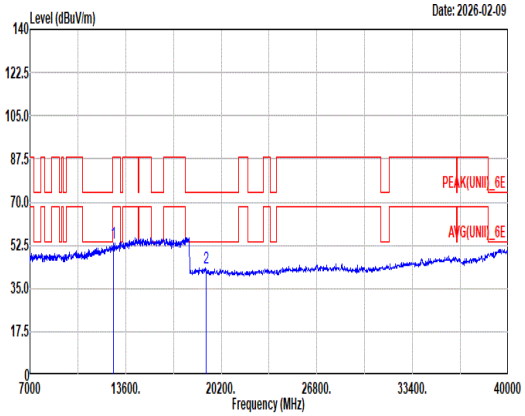 Site : 03CH17-HY Condition: PEAK(UNII)_6E 1m BBHA9170_1223_250702 HORIZONTAL Mode : 81 Setting : per:18.5 exception:-7.5 Freq Level Limit Line Margin Read Level Ant Factor Cable Loss Preamp Factor Aux Factor APos TPos Remark MHz dBuV/m dBuV/m dB dBuV dB/m dB dB dB cm deg 1 12770.00 53.33 88.20 -34.87 36.51 39.68 20.30 43.60 0.44 -- -- Peak 2 19155.00 43.27 74.00 -30.73 53.20 38.28 24.84 63.51 -9.54 -- -- Peak	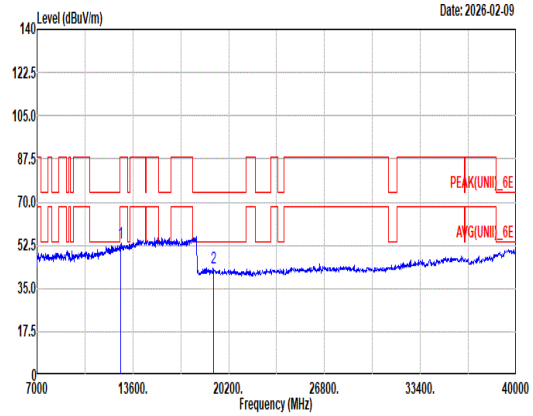 Site : 03CH17-HY Condition: PEAK(UNII)_6E 1m BBHA9170_1223_250702 VERTICAL Mode : 81 Setting : per:18.5 exception:-7.5 Freq Level Limit Line Margin Read Level Ant Factor Cable Loss Preamp Factor Aux Factor APos TPos Remark MHz dBuV/m dBuV/m dB dBuV dB/m dB dB dB cm deg 1 12770.00 53.52 88.20 -34.68 36.70 39.68 20.30 43.60 0.44 -- -- Peak 2 19155.00 43.23 74.00 -30.77 53.16 38.28 24.84 63.51 -9.54 -- -- Peak

Mode	81	
	Harmonic	
	U-NII-5_5.925-6.425_802.11be EHT80_CH87_6385MHz	
ANT	0+1	
Pol.	Horizontal	Vertical
10.6G ~18G Avg	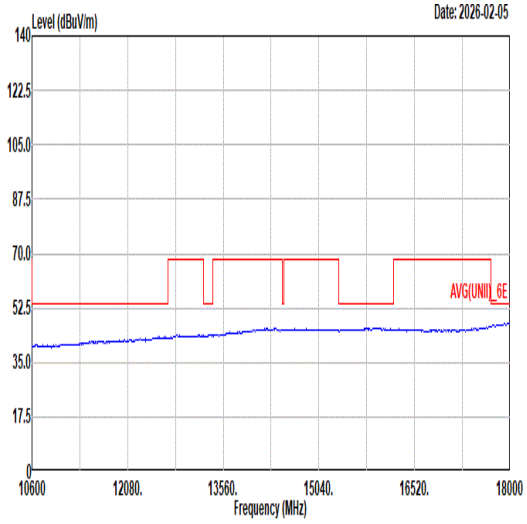 Site : 03CH17-HY Condition: AVG(UNII)_6E 3m DRH18-E_KV2D06A18ES_251105 HORIZONTAL Mode : 81 Setting : per:18.5 exception:-7.5	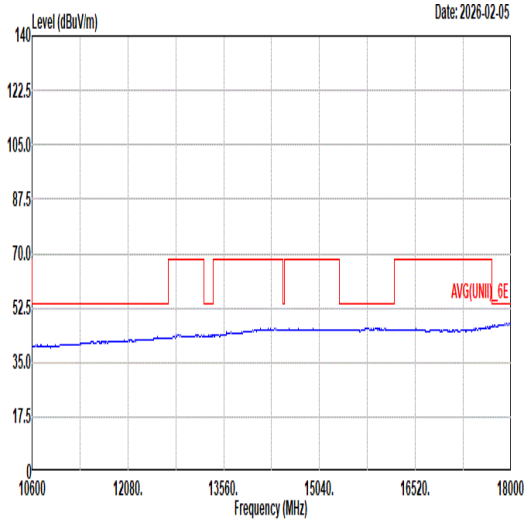 Site : 03CH17-HY Condition: AVG(UNII)_6E 3m DRH18-E_KV2D06A18ES_251105 VERTICAL Mode : 81 Setting : per:18.5 exception:-7.5

Mode	82	
	Band Edge	
	U-NII-5_5.925-6.425_802.11be EHT160_CH15_Full RU_6025MHz	
ANT	0+1	
Pol.	Horizontal	Fundamental
Peak	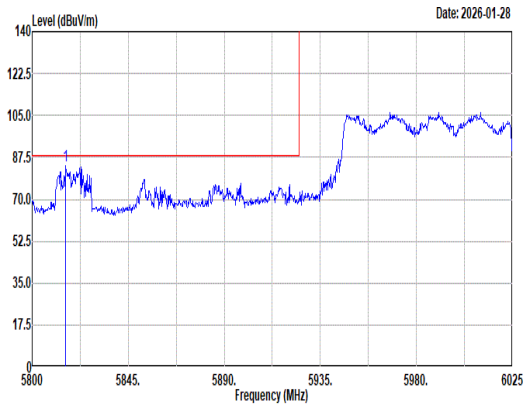 Site : 03CH17-HY Condition: PEAK_BE(UNII)_6E 3m DRH18-E_KV2D06A18ES_251105 HORIZONTAL : RBW:1000.000kHz VBW:3000.000kHz SWT:Auto Detector : PEAK Mode : 82 Setting : per:18 exception:-4 1 5815.75 84.04 88.20 -4.16 75.37 33.77 12.93 38.03 0.00 149 19 Peak	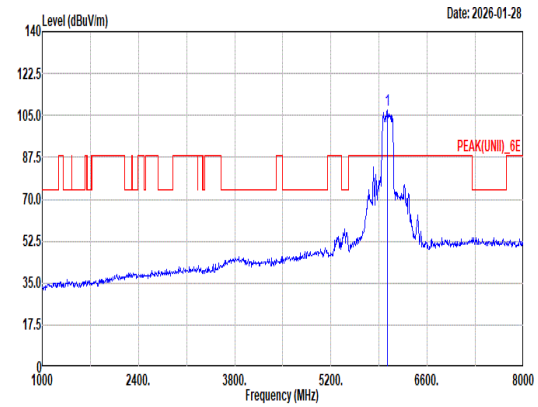 Site : 03CH17-HY Condition: PEAK(UNII)_6E 3m DRH18-E_KV2D06A18ES_251105 HORIZONTAL : RBW:1000.000kHz VBW:3000.000kHz SWT:Auto Detector : PEAK Mode : 82 Setting : per:18 exception:-4 1 6025.00 107.02 ------ ------ 97.26 33.90 13.85 37.99 0.00 149 19 Peak
Avg	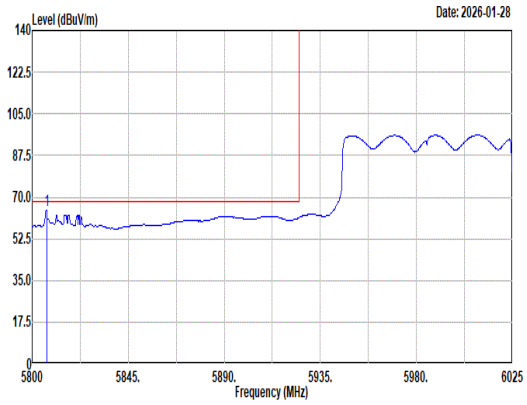 Site : 03CH17-HY Condition: AVG_BE(UNII)_6E 3m DRH18-E_KV2D06A18ES_251105 HORIZONTAL : RBW:1000.000kHz VBW:0.010kHz SWT:Auto Detector : PEAK Mode : 82 Setting : per:18 exception:-4 1 5806.75 64.49 68.20 -3.71 55.84 33.79 12.89 38.03 0.00 149 19 Average	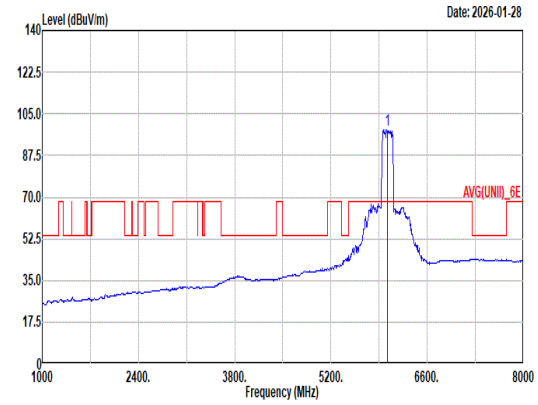 Site : 03CH17-HY Condition: AVG(UNII)_6E 3m DRH18-E_KV2D06A18ES_251105 HORIZONTAL : RBW:1000.000kHz VBW:0.010kHz SWT:Auto Detector : PEAK Mode : 82 Setting : per:18 exception:-4 1 6025.00 98.22 ------ ------ 88.68 33.78 13.74 37.98 0.00 149 19 Average

Mode	82	
	Band Edge	
	U-NII-5_5.925-6.425_802.11be EHT160_CH15_Full RU_6025MHz	
ANT	0+1	
Pol.	Vertical	Fundamental
Peak	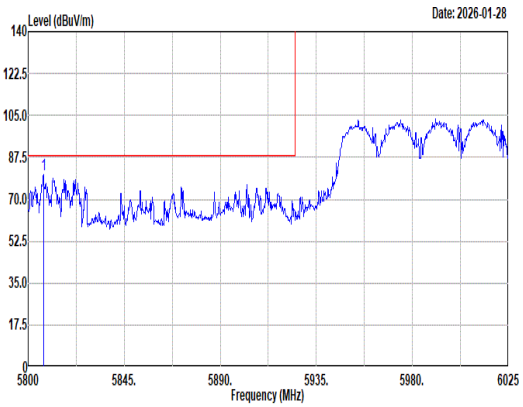 Site : 03CH17-HY Condition: PEAK_BE(UNII)_6E 3m DRH18-E_KV2D06A18ES_251105 VERTICAL : RBW:1000.000kHz VBW:3000.000kHz SWT:Auto Detector : PEAK Mode : 82 Setting : per:18 exception:-4 1 5807.20 80.12 88.20 -8.08 71.47 33.79 12.89 38.03 0.00 200 30 Peak	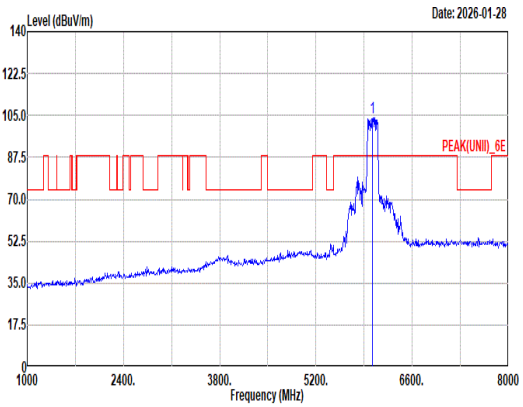 Site : 03CH17-HY Condition: PEAK(UNII)_6E 3m DRH18-E_KV2D06A18ES_251105 VERTICAL : RBW:1000.000kHz VBW:3000.000kHz SWT:Auto Detector : PEAK Mode : 82 Setting : per:18 exception:-4 1 6025.00 104.26 ------ ------ 94.45 33.93 13.87 37.99 0.00 200 30 Peak
Avg	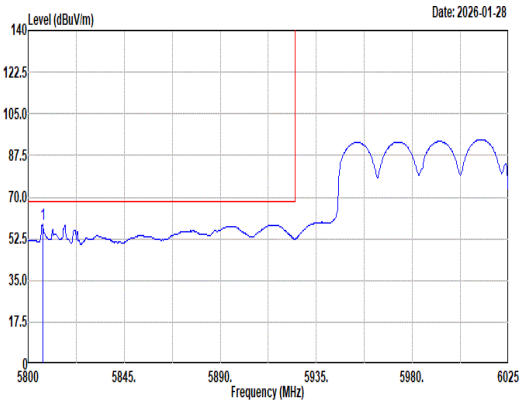 Site : 03CH17-HY Condition: AVG_BE(UNII)_6E 3m DRH18-E_KV2D06A18ES_251105 VERTICAL : RBW:1000.000kHz VBW:0.010kHz SWT:Auto Detector : PEAK Mode : 82 Setting : per:18 exception:-4 1 5806.98 58.57 68.20 -9.63 49.92 33.79 12.89 38.03 0.00 200 30 Average	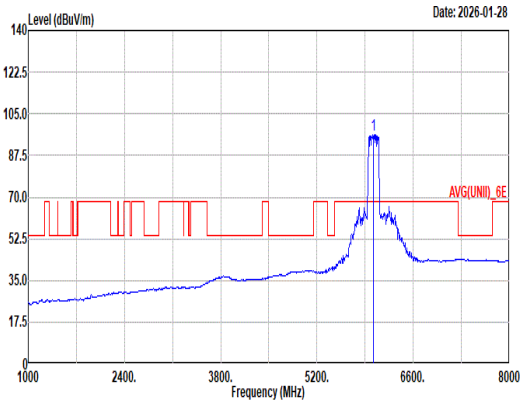 Site : 03CH17-HY Condition: AVG(UNII)_6E 3m DRH18-E_KV2D06A18ES_251105 VERTICAL : RBW:1000.000kHz VBW:0.010kHz SWT:Auto Detector : PEAK Mode : 82 Setting : per:18 exception:-4 1 6025.00 96.34 ------ ------ 86.67 33.85 13.81 37.99 0.00 200 30 Average

Mode	82	
	Harmonic	
	U-NII-5_5.925-6.425_802.11be EHT160_CH15_Full RU_6025MHz	
ANT	0+1	
Pol.	Horizontal	Vertical
Peak Avg	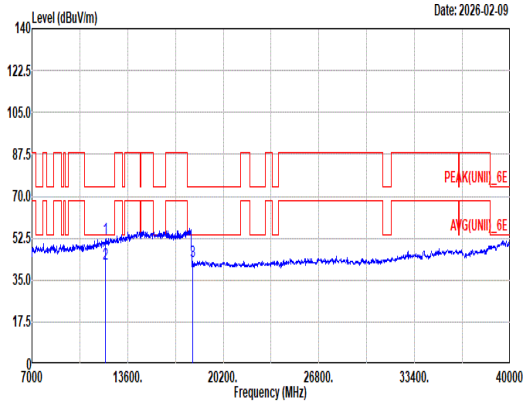 Site : 03CH17-HY Condition: PEAK(UNII)_6E 1m BBHA9170_1223_250702 HORIZONTAL Mode : 82 Setting : per:18 exception:-4 Freq Level Limit Line Margin Read Level Ant Factor Cable Loss Preamp Factor Aux Factor APos TPos Remark MHz dBuV/m dBuV/m dB dBuV dB/m dB dB dB cm deg 1 12050.00 52.16 74.00 -21.84 36.37 38.70 19.79 43.19 0.49 -- -- Peak 2 12050.00 41.57 54.00 -12.43 25.78 38.70 19.79 43.19 0.49 -- -- Average 3 18075.00 42.65 74.00 -31.35 53.98 37.70 24.36 63.85 -9.54 -- -- Peak	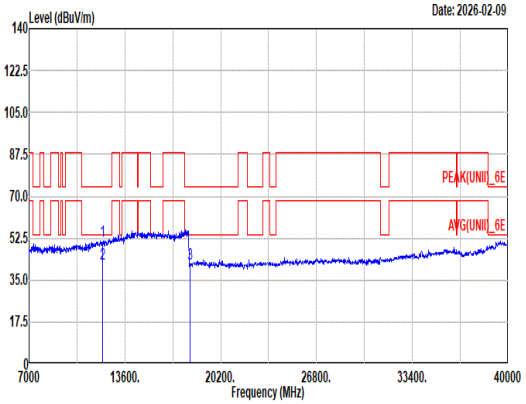 Site : 03CH17-HY Condition: PEAK(UNII)_6E 1m BBHA9170_1223_250702 VERTICAL Mode : 82 Setting : per:18 exception:-4 Freq Level Limit Line Margin Read Level Ant Factor Cable Loss Preamp Factor Aux Factor APos TPos Remark MHz dBuV/m dBuV/m dB dBuV dB/m dB dB dB cm deg 1 12050.00 51.22 74.00 -22.78 35.32 38.70 19.79 43.19 0.60 -- -- Peak 2 12050.00 41.56 54.00 -12.44 25.66 38.70 19.79 43.19 0.60 -- -- Average 3 18075.00 41.80 74.00 -32.20 53.13 37.70 24.36 63.85 -9.54 -- -- Peak

Mode	82	
	Harmonic	
	U-NII-5_5.925-6.425_802.11be EHT160_CH15_Full RU_6025MHz	
ANT	0+1	
Pol.	Horizontal	Vertical
10.6G ~18G Avg	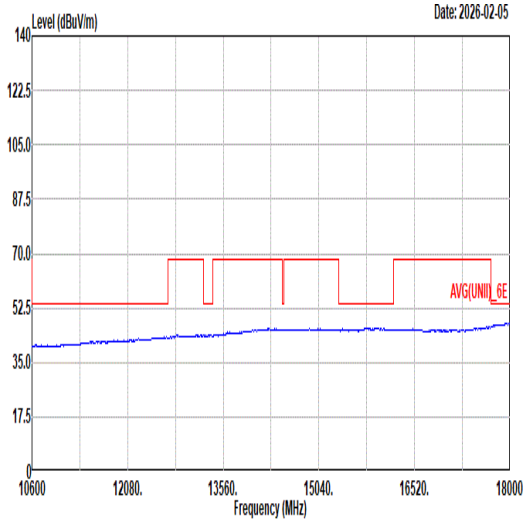 Site : 03CH17-HY Condition: AVG(UNII)_6E 3m DRH18-E_KV2D06A18ES_251105 HORIZONTAL Mode : 82 Setting : per:18 exception:-4	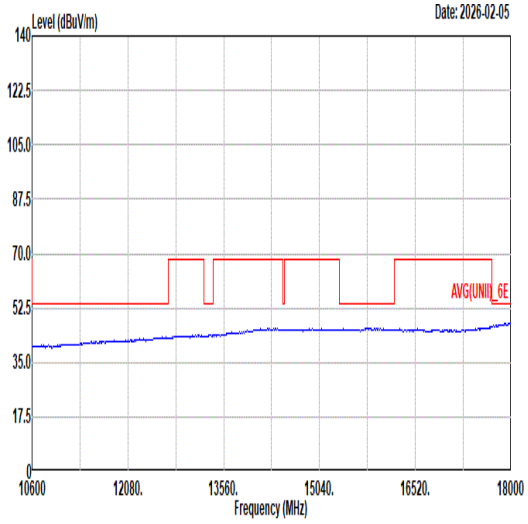 Site : 03CH17-HY Condition: AVG(UNII)_6E 3m DRH18-E_KV2D06A18ES_251105 VERTICAL Mode : 82 Setting : per:18 exception:-4

Mode	83	
	Band Edge	
	U-NII-5_5.925-6.425_802.11be EHT160_CH15_Partial RU 996/67_6025MHz	
ANT	0+1	
Pol.	Horizontal	Fundamental
Peak	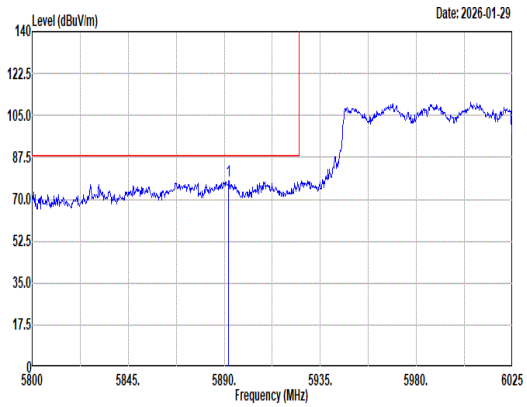 Site : 03CH17-HY Condition: PEAK_BE(UNII)_6E 3m DRH18-E_KV2D06A18ES_251105 HORIZONTAL : RBW:1000.000kHz VBW:3000.000kHz SWT:Auto Detector : PEAK Mode : 83 Setting : per:18 exception:-4 1 5892.03 77.85 88.20 -10.35 68.80 33.78 13.28 38.01 0.00 134 22 Peak	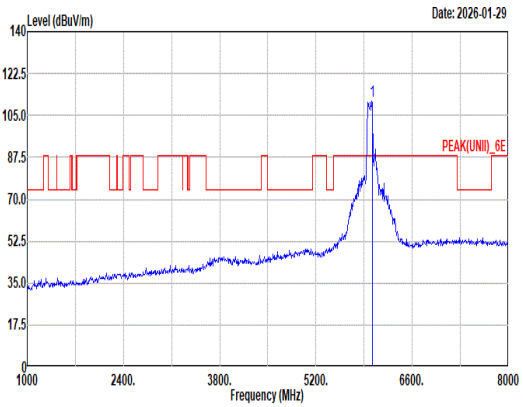 Site : 03CH17-HY Condition: PEAK(UNII)_6E 3m DRH18-E_KV2D06A18ES_251105 HORIZONTAL : RBW:1000.000kHz VBW:3000.000kHz SWT:Auto Detector : PEAK Mode : 83 Setting : per:18 exception:-4 1 6025.00 111.17 ------ ------ 101.54 33.82 13.79 37.98 0.00 134 22 Peak
Avg	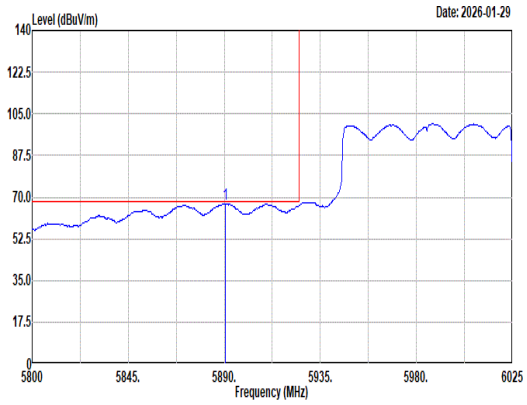 Site : 03CH17-HY Condition: AVG_BE(UNII)_6E 3m DRH18-E_KV2D06A18ES_251105 HORIZONTAL : RBW:1000.000kHz VBW:0.010kHz SWT:Auto Detector : PEAK Mode : 83 Setting : per:18 exception:-4 1 5890.68 67.10 68.20 -1.10 58.05 33.78 13.28 38.01 0.00 134 22 Average	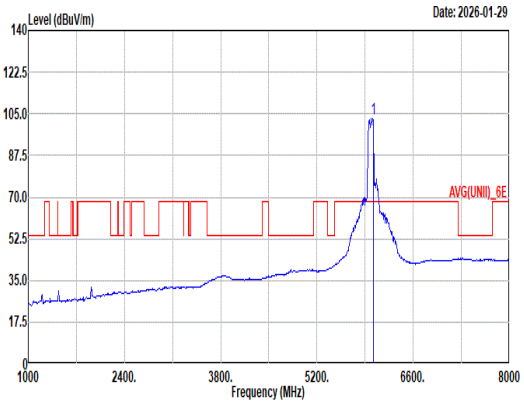 Site : 03CH17-HY Condition: AVG(UNII)_6E 3m DRH18-E_KV2D06A18ES_251105 HORIZONTAL : RBW:1000.000kHz VBW:0.010kHz SWT:Auto Detector : PEAK Mode : 83 Setting : per:18 exception:-4 1 6025.00 103.15 ------ ------ 93.65 33.77 13.71 37.98 0.00 134 22 Average

Mode	83	
	Band Edge	
	U-NII-5_5.925-6.425_802.11be EHT160_CH15_Partial RU 996/67_6025MHz	
ANT	0+1	
Pol.	Vertical	Fundamental
Peak	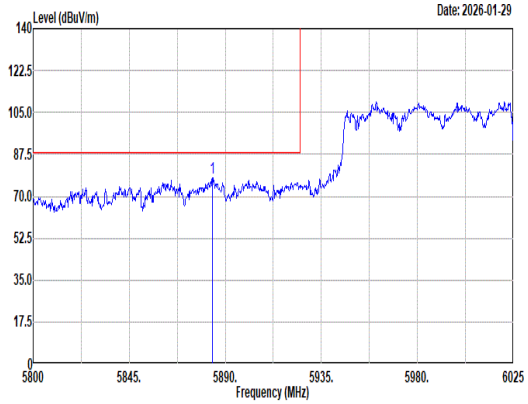 Site : 03CH17-HY Condition: PEAK_BE(UNII)_6E 3m DRH18-E_KV2D06A18ES_251105 VERTICAL : RBW:1000.000kHz VBW:3000.000kHz SWT:Auto Detector : PEAK Mode : 83 Setting : per:18 exception:-4 1 5883.93 77.66 88.20 -10.54 68.65 33.77 13.25 38.01 0.00 226 0 Peak	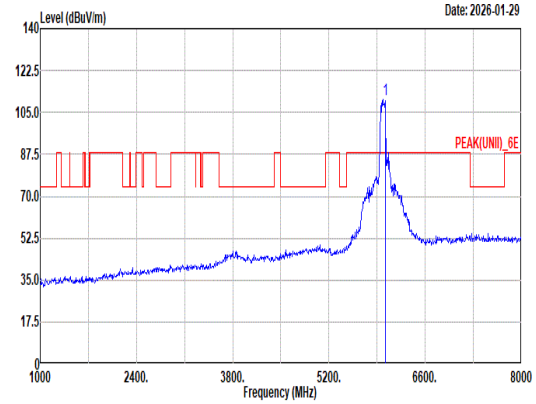 Site : 03CH17-HY Condition: PEAK(UNII)_6E 3m DRH18-E_KV2D06A18ES_251105 VERTICAL : RBW:1000.000kHz VBW:3000.000kHz SWT:Auto Detector : PEAK Mode : 83 Setting : per:18 exception:-4 1 6025.00 110.41 ------ ------ 100.91 33.77 13.71 37.98 0.00 226 0 Peak
Avg	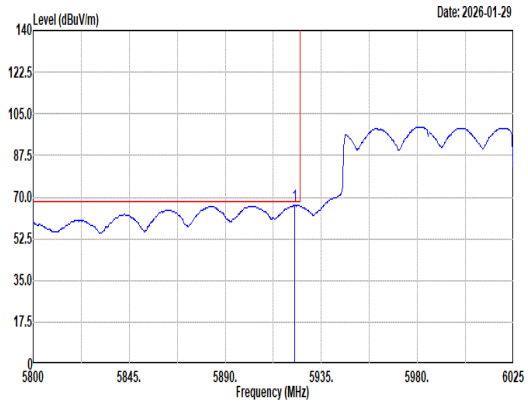 Site : 03CH17-HY Condition: AVG_BE(UNII)_6E 3m DRH18-E_KV2D06A18ES_251105 VERTICAL : RBW:1000.000kHz VBW:0.010kHz SWT:Auto Detector : PEAK Mode : 83 Setting : per:18 exception:-4 1 5922.40 66.59 68.20 -1.61 57.41 33.76 13.42 38.00 0.00 226 0 Average	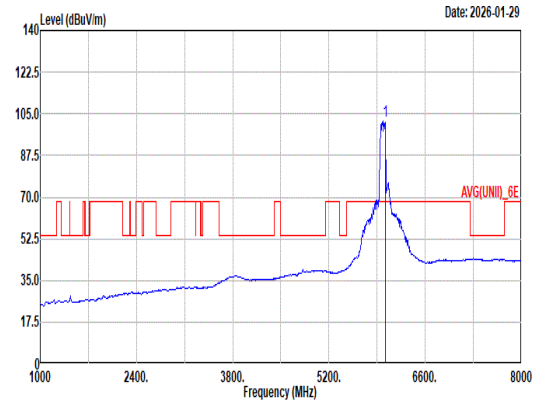 Site : 03CH17-HY Condition: AVG(UNII)_6E 3m DRH18-E_KV2D06A18ES_251105 VERTICAL : RBW:1000.000kHz VBW:0.010kHz SWT:Auto Detector : PEAK Mode : 83 Setting : per:18 exception:-4 1 6025.00 101.70 ------ ------ 92.20 33.77 13.71 37.98 0.00 226 0 Average

Mode	84	
	Band Edge	
	U-NII-5_5.925-6.425_802.11be EHT160_CH47_6185MHz	
ANT	0+1	
Pol.	Horizontal	Fundamental
Peak	Blank	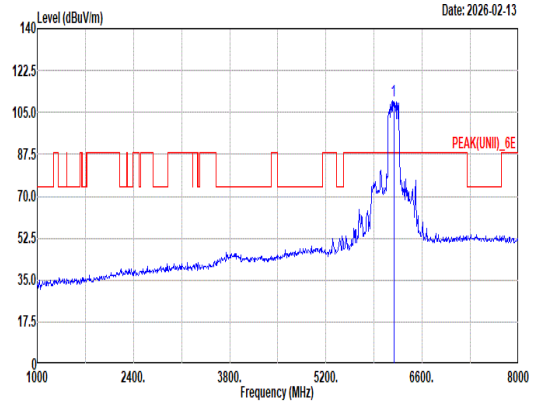 Site : 03CH17-HY Condition: PEAK(UNII)_6E 3m DRH18-E_KV2D06A18ES_251105 HORIZONTAL : RBW:1000.000kHz VBW:3000.000kHz SWT:Auto Detector : PEAK Mode : 84 Setting : per:18.5 exception:-4.5 Freq Level Limit Line Margin Read Level Ant Factor Cable Loss Preamp Factor Aux Factor APos TPos Remark MHz dBuV/m dBuV/m dB dBuV dB/m dB dB dB cm deg 1 6185.00 109.88 ------ ------ 99.18 34.53 14.22 38.05 0.00 193 44 Peak
Avg	Blank	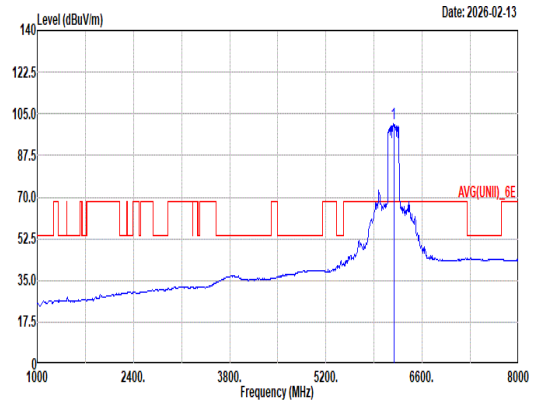 Site : 03CH17-HY Condition: AVG(UNII)_6E 3m DRH18-E_KV2D06A18ES_251105 HORIZONTAL : RBW:1000.000kHz VBW:0.010kHz SWT:Auto Detector : PEAK Mode : 84 Setting : per:18.5 exception:-4.5 Freq Level Limit Line Margin Read Level Ant Factor Cable Loss Preamp Factor Aux Factor APos TPos Remark MHz dBuV/m dBuV/m dB dBuV dB/m dB dB dB cm deg 1 6185.00 100.65 ------ ------ 89.81 34.64 14.26 38.06 0.00 193 44 Average

Mode	84	
	Band Edge	
	U-NII-5_5.925-6.425_802.11be EHT160_CH47_6185MHz	
ANT	0+1	
Pol.	Vertical	Fundamental
Peak	Blank	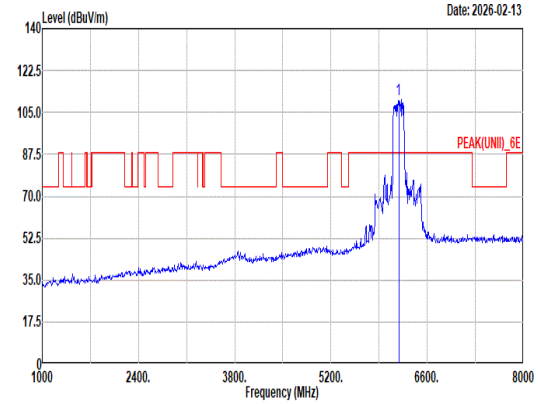 Site : 03CH17-HY Condition: PEAK(UNII)_6E 3m DRH18-E_KV2D06A18ES_251105 VERTICAL : RBW:1000.000kHz VBW:3000.000kHz SWT:Auto Detector : PEAK Mode : 84 Setting : per:18.5 exception:-4.5 Freq Level Limit Line Margin Read Level Ant Factor Cable Loss Preamp Factor Aux Factor APos TPos Remark MHz dBuV/m dBuV/m dB dBuV dB/m dB dB dB cm deg 1 6185.00 110.56 ------ ------ 99.45 34.93 14.26 38.08 0.00 207 0 Peak
Avg	Blank	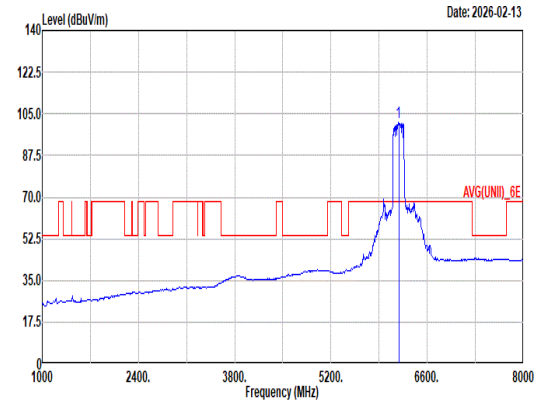 Site : 03CH17-HY Condition: AVG(UNII)_6E 3m DRH18-E_KV2D06A18ES_251105 VERTICAL : RBW:1000.000kHz VBW:0.010kHz SWT:Auto Detector : PEAK Mode : 84 Setting : per:18.5 exception:-4.5 Freq Level Limit Line Margin Read Level Ant Factor Cable Loss Preamp Factor Aux Factor APos TPos Remark MHz dBuV/m dBuV/m dB dBuV dB/m dB dB dB cm deg 1 6185.00 101.39 ------ ------ 90.55 34.64 14.26 38.06 0.00 207 0 Average

Mode	84	
	Harmonic	
	U-NII-5_5.925-6.425_802.11be EHT160_CH47_6185MHz	
ANT	0+1	
Pol.	Horizontal	Vertical
Peak Avg	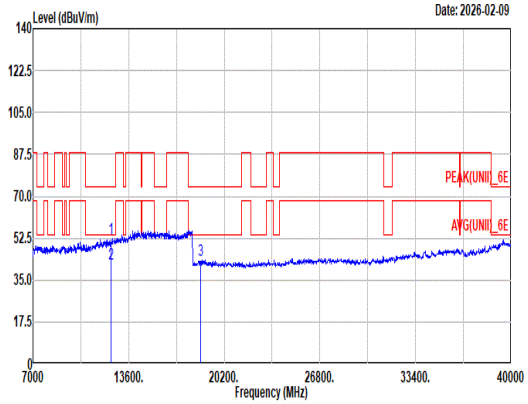 Site : 03CH17-HY Condition: PEAK(UNII)_6E 1m BBHA9170_1223_250702 HORIZONTAL Mode : 84 Setting : per:18.5 exception:-4.5 Freq Level Limit Line Margin Read Level Ant Factor Cable Loss Preamp Factor Aux Factor APos TPos Remark MHz dBuV/m dBuV/m dB dBuV dB/m dB dB dB cm deg 1 12370.00 52.09 74.00 -21.91 36.15 38.90 20.01 43.44 0.47 -- -- Peak 2 12370.00 41.97 54.00 -12.03 26.03 38.90 20.01 43.44 0.47 -- -- Average 3 18555.00 43.50 74.00 -30.50 53.99 38.11 24.55 63.61 -9.54 -- -- Peak	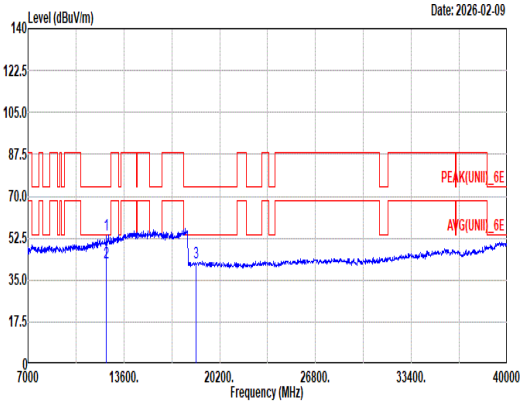 Site : 03CH17-HY Condition: PEAK(UNII)_6E 1m BBHA9170_1223_250702 VERTICAL Mode : 84 Setting : per:18.5 exception:-4.5 Freq Level Limit Line Margin Read Level Ant Factor Cable Loss Preamp Factor Aux Factor APos TPos Remark MHz dBuV/m dBuV/m dB dBuV dB/m dB dB dB cm deg 1 12370.00 53.66 74.00 -20.34 37.72 38.90 20.01 43.44 0.47 -- -- Peak 2 12370.00 42.01 54.00 -11.99 26.07 38.90 20.01 43.44 0.47 -- -- Average 3 18555.00 42.41 74.00 -31.59 52.90 38.11 24.55 63.61 -9.54 -- -- Peak

Mode	84	
	Harmonic	
	U-NII-5_5.925-6.425_802.11be EHT160_CH47_6185MHz	
ANT	0+1	
Pol.	Horizontal	Vertical
10.6G ~18G Avg	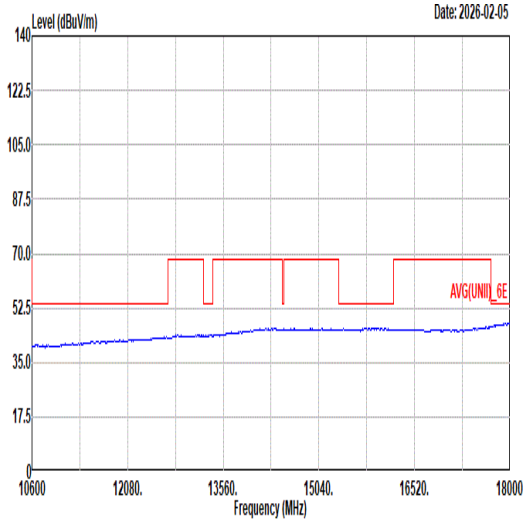 Site : 03CH17-HY Condition: AVG(UNII)_6E 3m DRH18-E_KV2D06A18ES_251105 HORIZONTAL Mode : 84 Setting : per:18.5 exception:-4.5	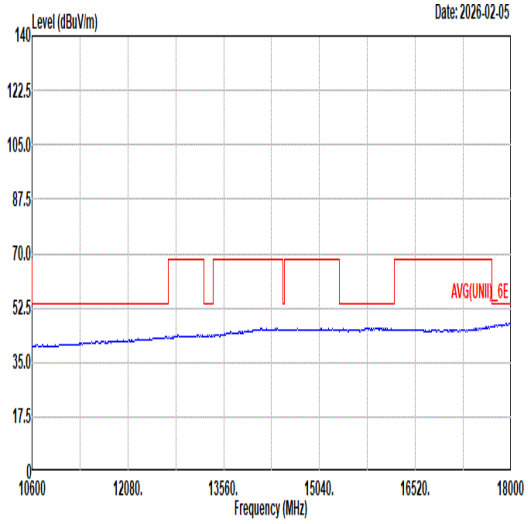 Site : 03CH17-HY Condition: AVG(UNII)_6E 3m DRH18-E_KV2D06A18ES_251105 VERTICAL Mode : 84 Setting : per:18.5 exception:-4.5

Mode	85	
	Band Edge	
	U-NII-5_5.925-6.425_802.11be EHT160_CH79_6345MHz	
ANT	0+1	
Pol.	Horizontal	Fundamental
Peak	Blank	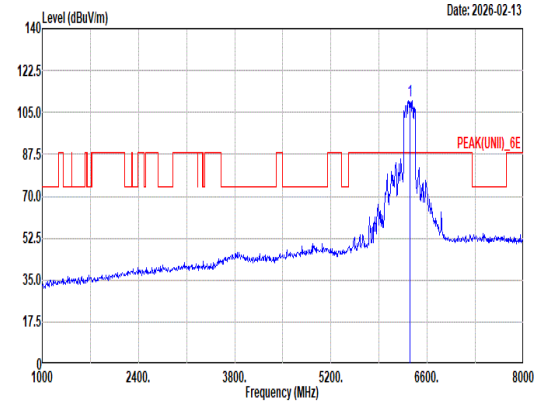 Site : 03CH17-HY Condition: PEAK(UNII)_6E 3m DRH18-E_KV2D06A18ES_251105 HORIZONTAL : RBW:1000.000kHz VBW:3000.000kHz SWT:Auto Detector : PEAK Mode : 85 Setting : per:18.5 exception:-4.5 Freq Level Limit Line Margin Read Level Ant Factor Cable Loss Preamp Factor Aux Factor APos TPos Remark MHz dBuV/m dBuV/m dB dBuV dB/m dB dB dB cm deg 1 6345.00 110.12 ------ ------ 98.56 35.83 13.88 38.15 0.00 189 41 Peak
Avg	Blank	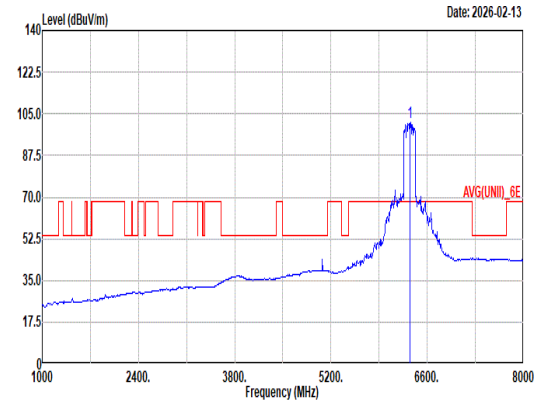 Site : 03CH17-HY Condition: AVG(UNII)_6E 3m DRH18-E_KV2D06A18ES_251105 HORIZONTAL : RBW:1000.000kHz VBW:0.010kHz SWT:Auto Detector : PEAK Mode : 85 Setting : per:18.5 exception:-4.5 Freq Level Limit Line Margin Read Level Ant Factor Cable Loss Preamp Factor Aux Factor APos TPos Remark MHz dBuV/m dBuV/m dB dBuV dB/m dB dB dB cm deg 1 6345.00 101.22 ------ ------ 89.68 35.75 13.93 38.14 0.00 189 41 Average

Mode	85	
	Band Edge	
	U-NII-5_5.925-6.425_802.11be EHT160_CH79_6345MHz	
ANT	0+1	
Pol.	Vertical	Fundamental
Peak	Blank	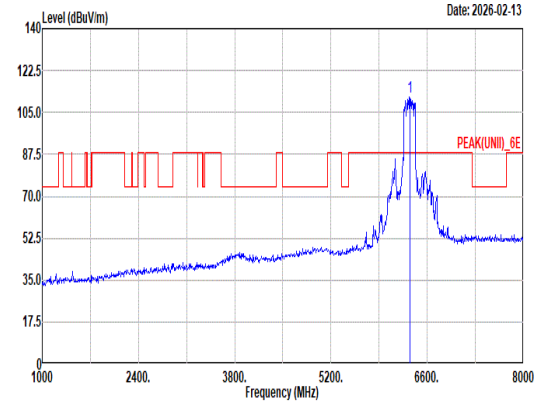 Site : 03CH17-HY Condition: PEAK(UNII)_6E 3m DRH18-E_KV2D06A18ES_251105 VERTICAL : RBW:1000.000kHz VBW:3000.000kHz SWT:Auto Detector : PEAK Mode : 85 Setting : per:18.5 exception:-4.5 Freq Level Limit Line Margin Read Level Ant Factor Cable Loss Preamp Factor Aux Factor APos TPos Remark MHz dBuV/m dBuV/m dB dBuV dB/m dB dB dB cm deg 1 6345.00 111.62 ------ ------ 100.14 35.63 13.98 38.13 0.00 193 0 Peak
Avg	Blank	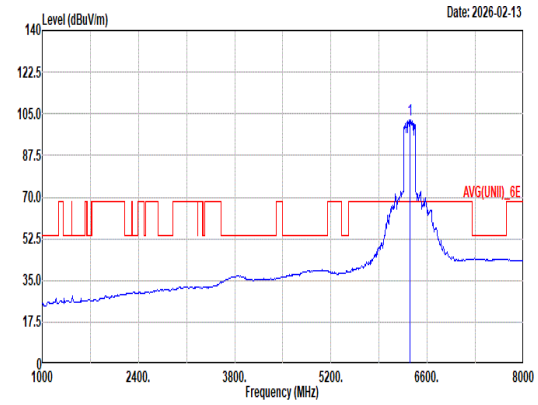 Site : 03CH17-HY Condition: AVG(UNII)_6E 3m DRH18-E_KV2D06A18ES_251105 VERTICAL : RBW:1000.000kHz VBW:0.010kHz SWT:Auto Detector : PEAK Mode : 85 Setting : per:18.5 exception:-4.5 Freq Level Limit Line Margin Read Level Ant Factor Cable Loss Preamp Factor Aux Factor APos TPos Remark MHz dBuV/m dBuV/m dB dBuV dB/m dB dB dB cm deg 1 6345.00 102.55 ------ ------ 91.07 35.63 13.98 38.13 0.00 193 0 Average

Mode	85	
	Harmonic	
	U-NII-5_5.925-6.425_802.11be EHT160_CH79_6345MHz	
ANT	0+1	
Pol.	Horizontal	Vertical
Peak Avg	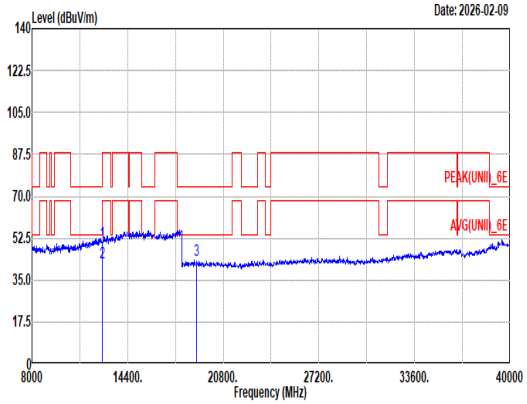 Site : 03CH17-HY Condition: PEAK(UNII)_6E 1m BBHA9170_1223_250702 HORIZONTAL Mode : 85 Setting : per:18.5 exception:-4.5 Freq Level Limit Line Margin Read Level Ant Factor Cable Loss Preamp Factor Aux Factor APos TPos Remark MHz dBuV/m dBuV/m dB dBuV dB/m dB dB dB cm deg 1 12690.00 50.90 74.00 -23.10 34.20 39.60 20.24 43.59 0.45 -- -- Peak 2 12690.00 42.51 54.00 -11.49 25.81 39.60 20.24 43.59 0.45 -- -- Average 3 19035.00 43.37 74.00 -30.63 53.51 38.30 24.76 63.66 -9.54 -- -- Peak	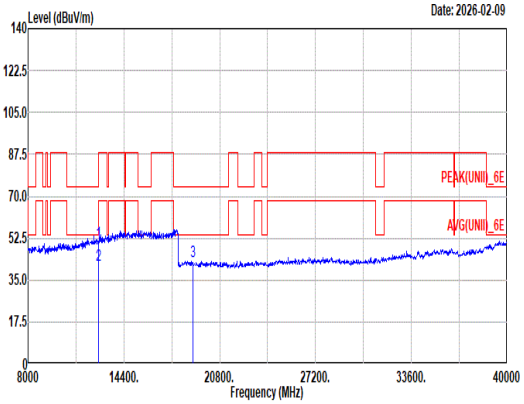 Site : 03CH17-HY Condition: PEAK(UNII)_6E 1m BBHA9170_1223_250702 VERTICAL Mode : 85 Setting : per:18.5 exception:-4.5 Freq Level Limit Line Margin Read Level Ant Factor Cable Loss Preamp Factor Aux Factor APos TPos Remark MHz dBuV/m dBuV/m dB dBuV dB/m dB dB dB cm deg 1 12690.00 50.70 74.00 -23.30 34.00 39.60 20.24 43.59 0.45 -- -- Peak 2 12690.00 41.23 54.00 -12.77 24.53 39.60 20.24 43.59 0.45 -- -- Average 3 19035.00 42.85 74.00 -31.15 52.99 38.30 24.76 63.66 -9.54 -- -- Peak

Mode	85	
	Harmonic	
	U-NII-5_5.925-6.425_802.11be EHT160_CH79_6345MHz	
ANT	0+1	
Pol.	Horizontal	Vertical
10.6G ~18G Avg	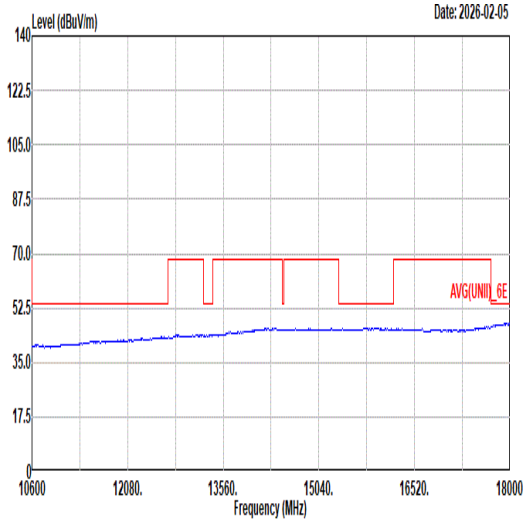 Site : 03CH17-HY Condition: AVG(UNII)_6E 3m DRH18-E_KV2D06A18ES_251105 HORIZONTAL Mode : 85 Setting : per:18.5 exception:-4.5	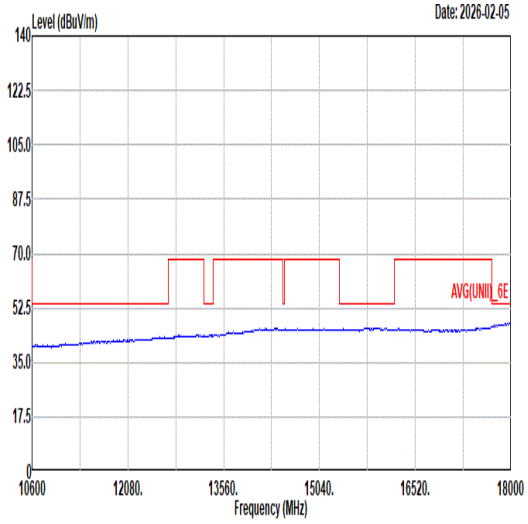 Site : 03CH17-HY Condition: AVG(UNII)_6E 3m DRH18-E_KV2D06A18ES_251105 VERTICAL Mode : 85 Setting : per:18.5 exception:-4.5

Mode	97	
	Band Edge	
	U-NII-7_6.525-6.875_802.11a_CH117_6535MHz	
ANT	0+1	
Pol.	Horizontal	Fundamental
Peak	Blank	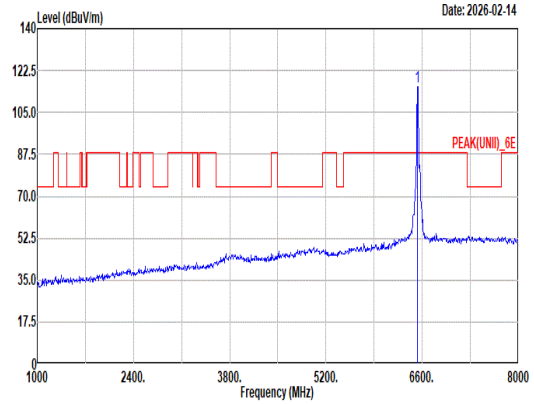 Site : 03CH17-HY Condition: PEAK(UNII)_6E 3m DRH18-E_KV2D06A18ES_251105 HORIZONTAL : RBW:1000.000kHz VBW:3000.000kHz SWT:Auto Detector : PEAK Mode : 97 Setting : per:18.5 exception:-14.25 Freq Level Limit Line Margin Read Level Ant Factor Cable Loss Preamp Factor Aux Factor APos TPos Remark MHz dBuV/m dBuV/m dB dBuV dB/m dB dB dB cm deg 1 6535.00 115.93 ------ ------ 104.03 36.12 14.00 38.22 0.00 390 45 Peak
Avg	Blank	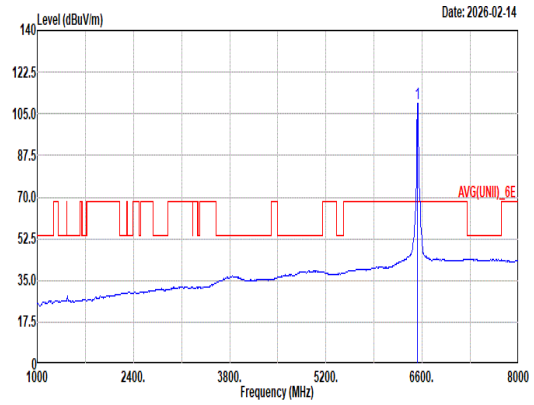 Site : 03CH17-HY Condition: AVG(UNII)_6E 3m DRH18-E_KV2D06A18ES_251105 HORIZONTAL : RBW:1000.000kHz VBW:0.010kHz SWT:Auto Detector : PEAK Mode : 97 Setting : per:18.5 exception:-14.25 Freq Level Limit Line Margin Read Level Ant Factor Cable Loss Preamp Factor Aux Factor APos TPos Remark MHz dBuV/m dBuV/m dB dBuV dB/m dB dB dB cm deg 1 6535.00 109.45 ------ ------ 97.51 36.15 14.01 38.22 0.00 390 45 Average

Mode	97	
	Band Edge	
	U-NII-7_6.525-6.875_802.11a_CH117_6535MHz	
ANT	0+1	
Pol.	Vertical	Fundamental
Peak	Blank	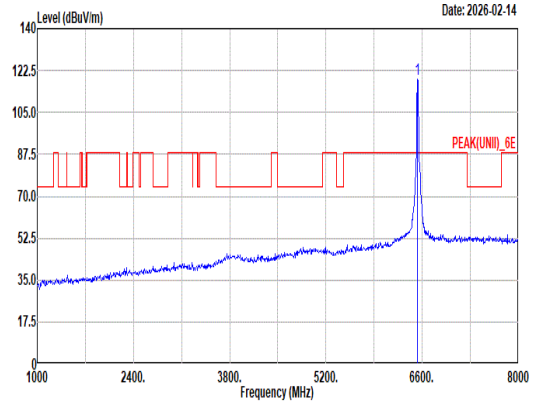 Site : 03CH17-HY Condition: PEAK(UNII)_6E 3m DRH18-E_KV2D06A18ES_251105 VERTICAL : RBW:1000.000kHz VBW:3000.000kHz SWT:Auto Detector : PEAK Mode : 97 Setting : per:18.5 exception:-14.25 Freq Level Limit Line Margin Read Level Ant Factor Cable Loss Preamp Factor Aux Factor APos TPos Remark MHz dBuV/m dBuV/m dB dBuV dB/m dB dB dB cm deg 1 6535.00 118.75 ------ ------ 106.85 36.12 14.00 38.22 0.00 184 9 Peak
Avg	Blank	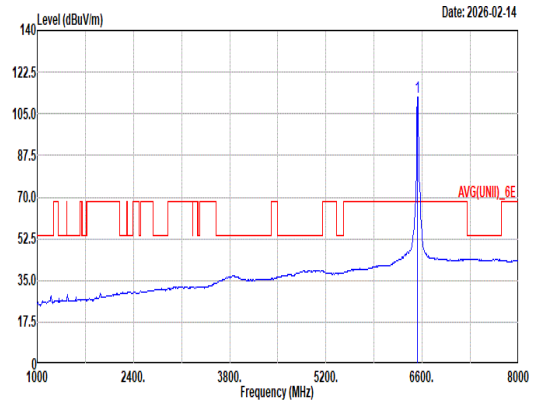 Site : 03CH17-HY Condition: AVG(UNII)_6E 3m DRH18-E_KV2D06A18ES_251105 VERTICAL : RBW:1000.000kHz VBW:0.010kHz SWT:Auto Detector : PEAK Mode : 97 Setting : per:18.5 exception:-14.25 Freq Level Limit Line Margin Read Level Ant Factor Cable Loss Preamp Factor Aux Factor APos TPos Remark MHz dBuV/m dBuV/m dB dBuV dB/m dB dB dB cm deg 1 6535.00 112.06 ------ ------ 100.12 36.15 14.01 38.22 0.00 184 9 Average

Mode	97	
	Harmonic	
	U-NII-7_6.525-6.875_802.11a_CH117_6535MHz	
ANT	0+1	
Pol.	Horizontal	Vertical
Peak Avg	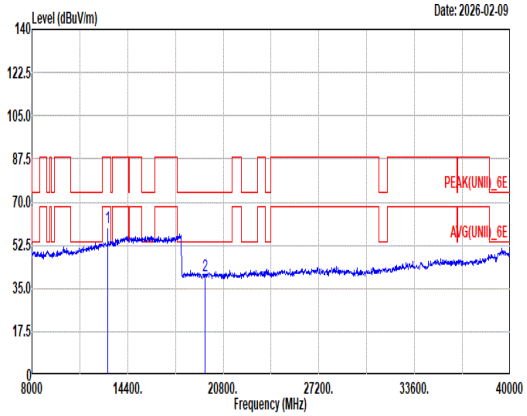 Site : 03CH17-HY Condition: PEAK(UNII)_6E 1m BBHA9170_1223_250702 HORIZONTAL Mode : 97 Setting : per:18.5 exception:-14.25 Freq Level Limit Line Margin Read Level Ant Factor Cable Loss Preamp Factor Aux Factor APos TPos Remark MHz dBuV/m dBuV/m dB dBuV dB/m dB dB dB cm deg 1 13070.00 59.80 88.20 -28.40 42.68 39.84 20.54 43.69 0.43 243 73 Peak 2 19605.00 40.28 74.00 -33.72 49.78 37.90 25.18 63.04 -9.54 -- -- Peak	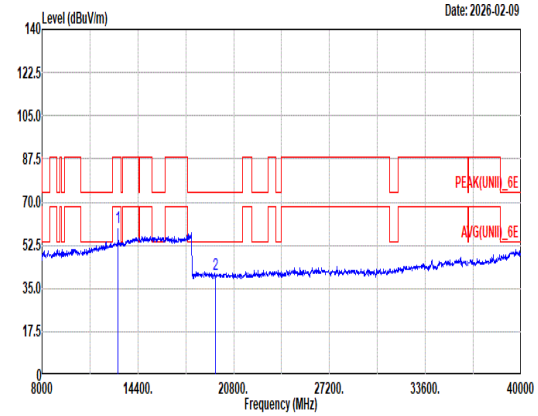 Site : 03CH17-HY Condition: PEAK(UNII)_6E 1m BBHA9170_1223_250702 VERTICAL Mode : 97 Setting : per:18.5 exception:-14.25 Freq Level Limit Line Margin Read Level Ant Factor Cable Loss Preamp Factor Aux Factor APos TPos Remark MHz dBuV/m dBuV/m dB dBuV dB/m dB dB dB cm deg 1 13070.00 59.95 88.20 -28.25 42.83 39.84 20.54 43.69 0.43 239 181 Peak 2 19605.00 40.45 74.00 -33.55 49.95 37.90 25.18 63.04 -9.54 -- -- Peak

Mode	97	
	Harmonic	
	U-NII-7_6.525-6.875_802.11a_CH117_6535MHz	
ANT	0+1	
Pol.	Horizontal	Vertical
10.6G ~18G Avg	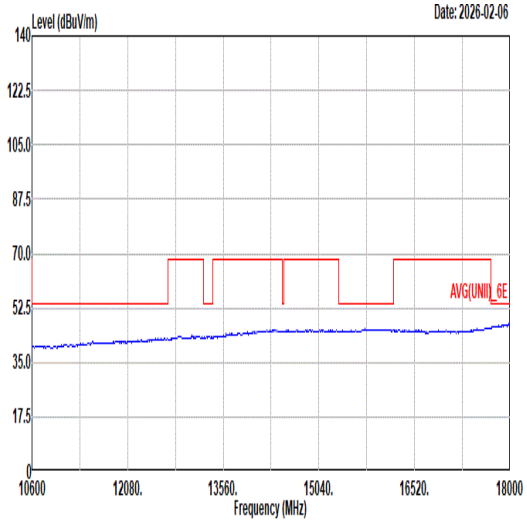 Site : 03CH17-HY Condition: AVG(UNII)_6E 3m DRH18-E_KV2D06A18ES_251105 HORIZONTAL Mode : 97 Setting : per:18.5 exception:-14.25	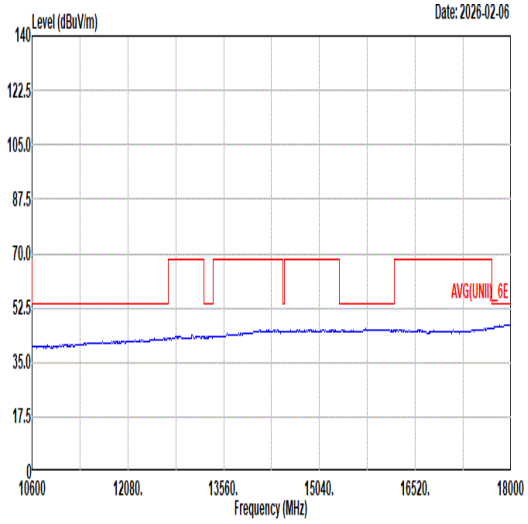 Site : 03CH17-HY Condition: AVG(UNII)_6E 3m DRH18-E_KV2D06A18ES_251105 VERTICAL Mode : 97 Setting : per:18.5 exception:-14.25

Mode	98	
	Band Edge	
	U-NII-7_6.525-6.875_802.11a_CH149_6695MHz	
ANT	0+1	
Pol.	Horizontal	Fundamental
Peak	Blank	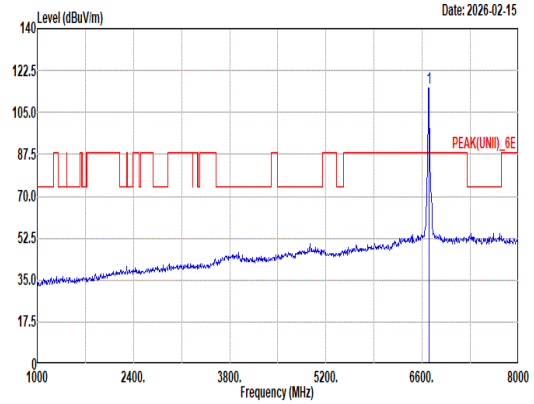 Site : 03CH17-HY Condition: PEAK(UNII)_6E 3m DRH18-E_KV2D06A18ES_251105 HORIZONTAL : RBW:1000.000kHz VBW:3000.000kHz SWT:Auto Detector : PEAK Mode : 98 Setting : per:19 exception:-14.75 Freq Level Limit Line Margin Read Level Ant Factor Cable Loss Preamp Factor Aux Factor APos TPos Remark MHz dBuV/m dBuV/m dB dBuV dB/m dB dB dB cm deg 1 6695.00 115.36 ------ ------ 102.65 36.30 14.73 38.32 0.00 400 47 Peak
Avg	Blank	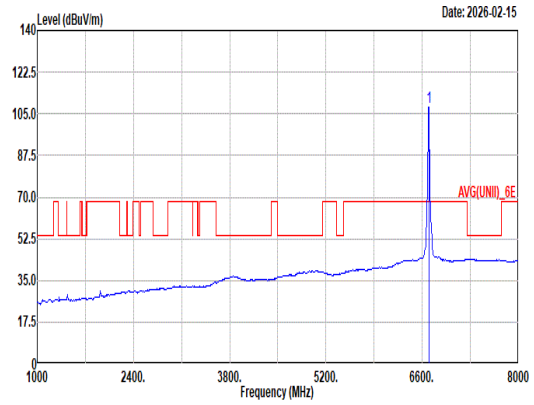 Site : 03CH17-HY Condition: AVG(UNII)_6E 3m DRH18-E_KV2D06A18ES_251105 HORIZONTAL : RBW:1000.000kHz VBW:0.010kHz SWT:Auto Detector : PEAK Mode : 98 Setting : per:19 exception:-14.75 Freq Level Limit Line Margin Read Level Ant Factor Cable Loss Preamp Factor Aux Factor APos TPos Remark MHz dBuV/m dBuV/m dB dBuV dB/m dB dB dB cm deg 1 6695.00 107.86 ------ ------ 95.15 36.30 14.73 38.32 0.00 400 47 Average