Test Mode :	802.11be40	Test Channel :	03

100kHz PSD reference Level

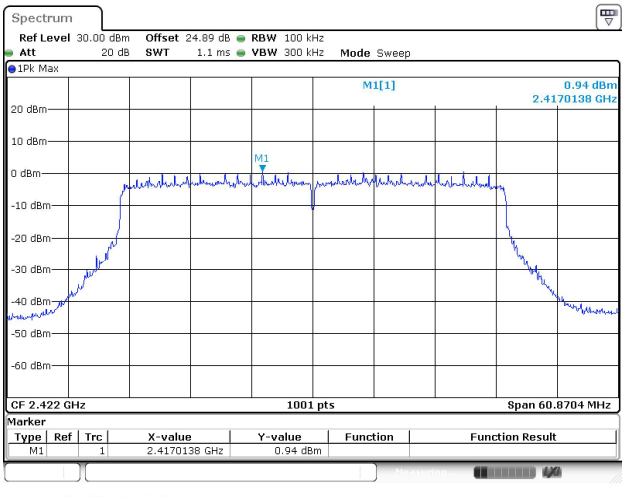

Channel 03 Plot

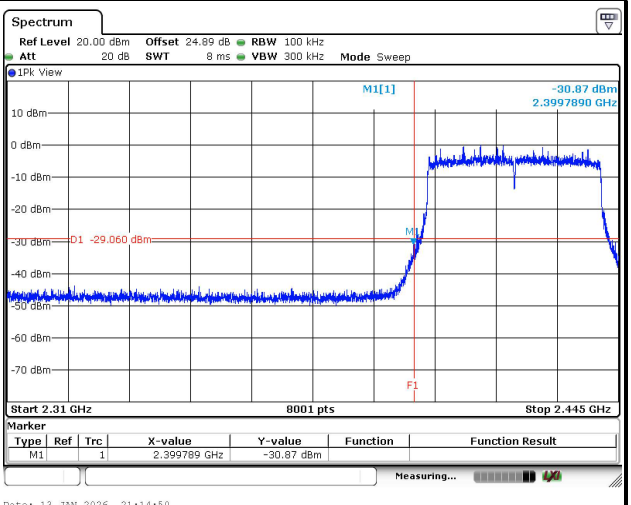

Spurious Emission 30MHz~1GHz

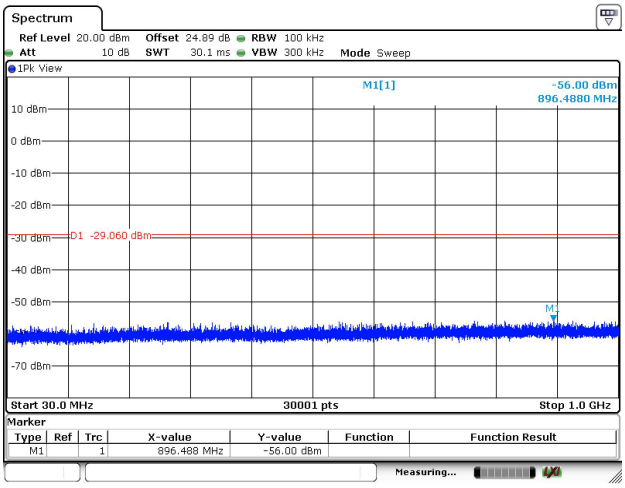

Spurious Emission 1GHz~26.5GHz

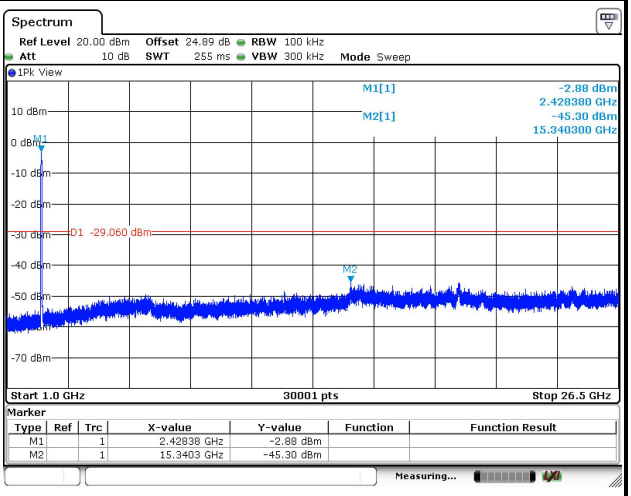

Test Mode :	802.11be40	Test Channel :	06

100kHz PSD reference Level

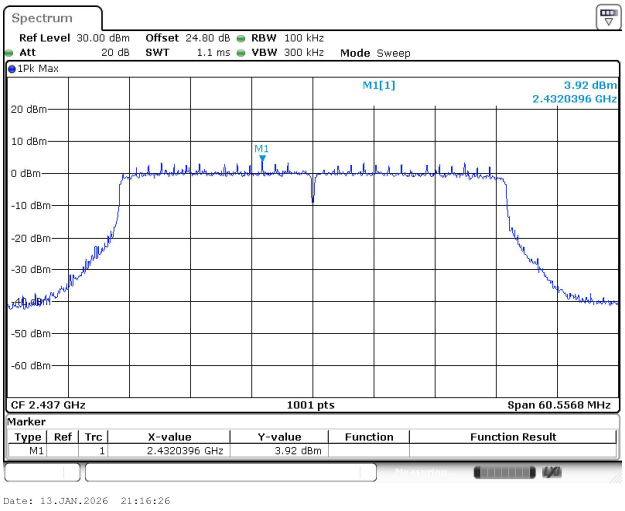

Channel 06 Plot

Spurious Emission 30MHz~1GHz

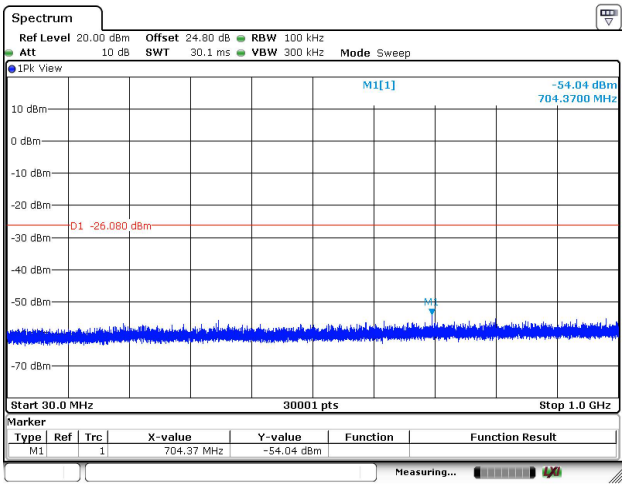

Spurious Emission 1GHz~26.5GHz

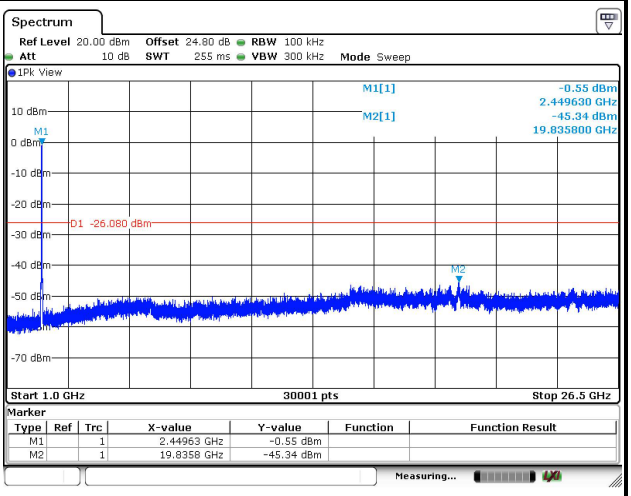

Test Mode :	802.11be40	Test Channel :	09

100kHz PSD reference Level

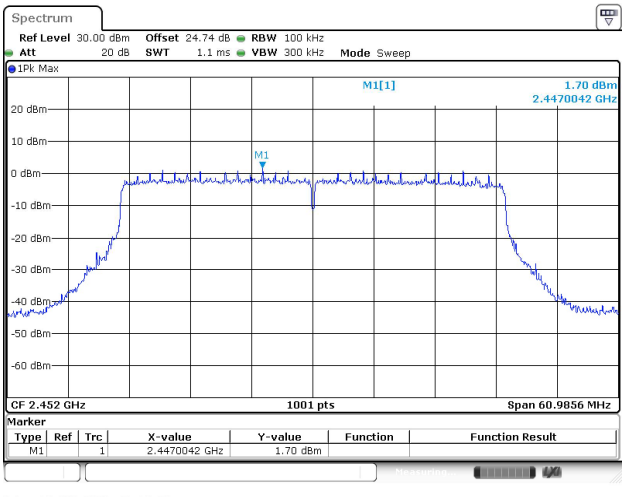

Channel 09 Plot

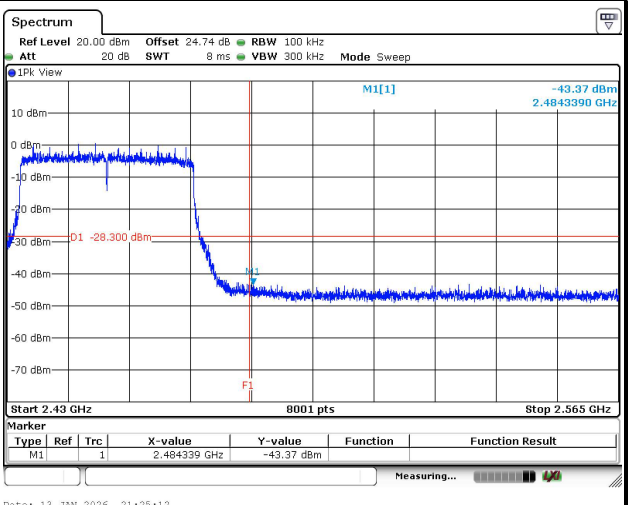

Spurious Emission 30MHz~1GHz

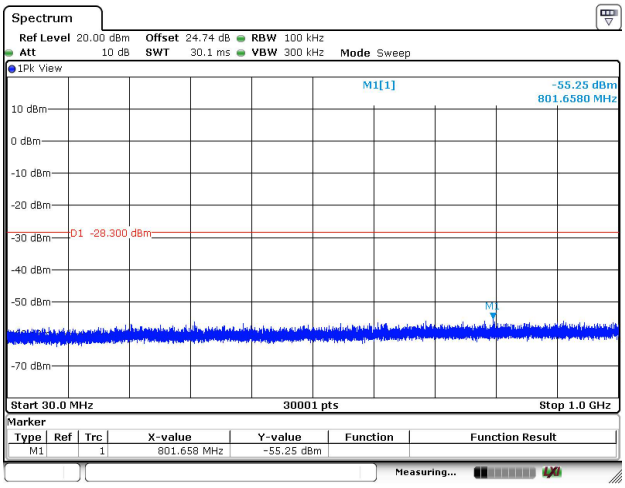

Spurious Emission 1GHz~26.5GHz

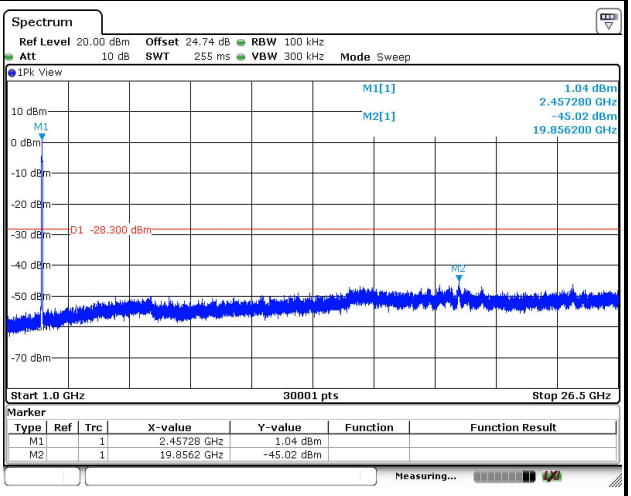

Appendix B. AC Conducted Emission Test Results

Test Engineer :	Louis Chung	**Temperature :**	17.6~22.3℃
		Relative Humidity :	45.7~56.1%

EUT Information

Report NO :	5N0610-01
Test Mode :	Mode 1
Test Voltage :	Power from system
Phase :	Line

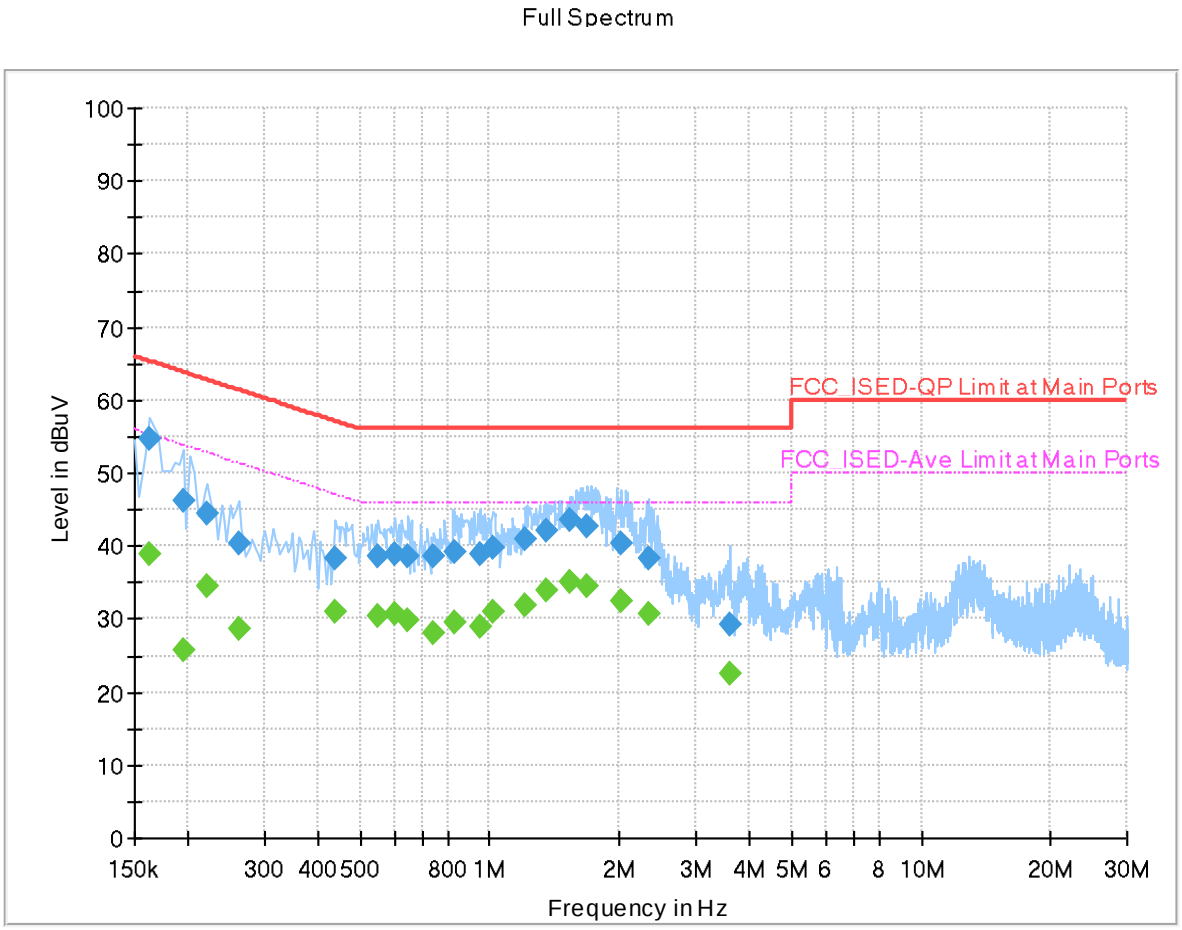

Final_Result

Frequency (MHz)	QuasiPeak (dBuV)	CAverage (dBuV)	Limit (dBuV)	Margin (dB)	Line	Filter	Corr. (dB)
0.162000	---	38.77	55.36	16.59	L1	OFF	19.9
0.162000	54.59	---	65.36	10.77	L1	OFF	19.9
0.194000	---	25.65	53.86	28.21	L1	OFF	19.9
0.194000	46.18	---	63.86	17.68	L1	OFF	19.9
0.222000	---	34.44	52.74	18.30	L1	OFF	19.9
0.222000	44.34	---	62.74	18.40	L1	OFF	19.9
0.262000	---	28.66	51.37	22.71	L1	OFF	19.9
0.262000	40.38	---	61.37	20.99	L1	OFF	19.9
0.438000	---	30.94	47.10	16.16	L1	OFF	19.9
0.438000	38.41	---	57.10	18.69	L1	OFF	19.9
0.550000	---	30.40	46.00	15.60	L1	OFF	19.9
0.550000	38.59	---	56.00	17.41	L1	OFF	19.9
0.602000	---	30.69	46.00	15.31	L1	OFF	19.9
0.602000	38.84	---	56.00	17.16	L1	OFF	19.9
0.646000	---	29.70	46.00	16.30	L1	OFF	19.9
0.646000	38.55	---	56.00	17.45	L1	OFF	19.9
0.742000	---	28.01	46.00	17.99	L1	OFF	19.9
0.742000	38.57	---	56.00	17.43	L1	OFF	19.9
0.826000	---	29.62	46.00	16.38	L1	OFF	19.9

0.826000	39.30	---	56.00	16.70	L1	OFF	19.9
0.950000	---	28.94	46.00	17.06	L1	OFF	19.9
0.950000	39.03	---	56.00	16.97	L1	OFF	19.9
1.022000	---	30.97	46.00	15.03	L1	OFF	19.9
1.022000	39.90	---	56.00	16.10	L1	OFF	19.9
1.206000	---	31.76	46.00	14.24	L1	OFF	19.9
1.206000	40.98	---	56.00	15.02	L1	OFF	19.9
1.358000	---	33.84	46.00	12.16	L1	OFF	19.9
1.358000	42.23	---	56.00	13.77	L1	OFF	19.9
1.538000	---	35.11	46.00	10.89	L1	OFF	19.9
1.538000	43.55	---	56.00	12.45	L1	OFF	19.9
1.686000	---	34.54	46.00	11.46	L1	OFF	20.0
1.686000	42.66	---	56.00	13.34	L1	OFF	20.0
2.018000	---	32.54	46.00	13.46	L1	OFF	20.0
2.018000	40.35	---	56.00	15.65	L1	OFF	20.0
2.326000	---	30.67	46.00	15.33	L1	OFF	20.0
2.326000	38.36	---	56.00	17.64	L1	OFF	20.0
3.594000	---	22.63	46.00	23.37	L1	OFF	20.0
3.594000	29.36	---	56.00	26.64	L1	OFF	20.0

EUT Information

Report NO :	5N0610-01
Test Mode :	Mode 1
Test Voltage :	Power from system
Phase :	Neutral

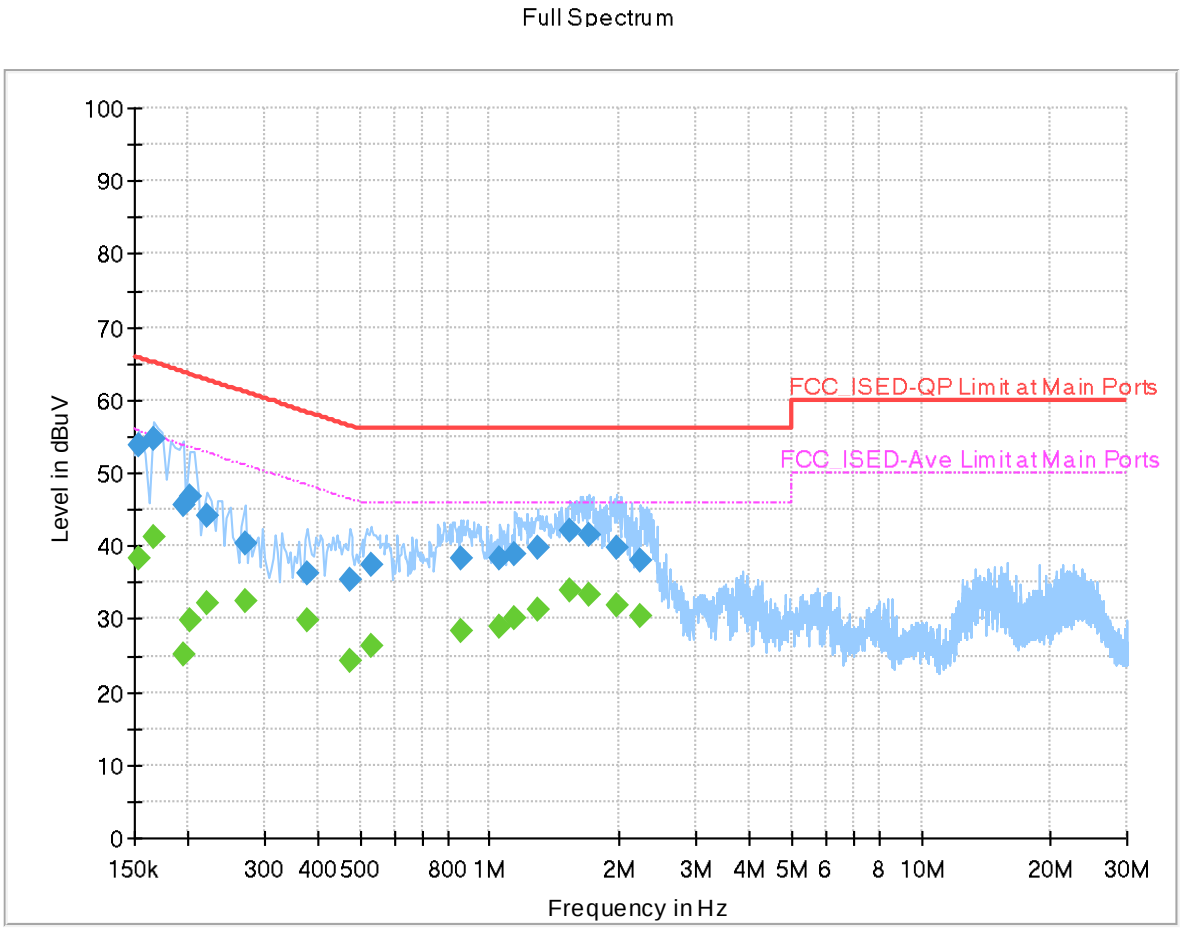

Final_Result

Frequency (MHz)	QuasiPeak (dBuV)	CAverage (dBuV)	Limit (dBuV)	Margin (dB)	Line	Filter	Corr. (dB)
0.154000	---	38.29	55.78	17.49	N	OFF	19.9
0.154000	53.85	---	65.78	11.93	N	OFF	19.9
0.166000	---	41.34	55.16	13.82	N	OFF	19.9
0.166000	54.66	---	65.16	10.50	N	OFF	19.9
0.194000	---	25.27	53.86	28.59	N	OFF	19.9
0.194000	45.72	---	63.86	18.14	N	OFF	19.9
0.202000	---	29.77	53.53	23.76	N	OFF	19.9
0.202000	46.71	---	63.53	16.82	N	OFF	19.9
0.222000	---	32.04	52.74	20.70	N	OFF	19.9
0.222000	44.19	---	62.74	18.55	N	OFF	19.9
0.270000	---	32.60	51.12	18.52	N	OFF	19.9
0.270000	40.41	---	61.12	20.71	N	OFF	19.9
0.378000	---	29.97	48.32	18.35	N	OFF	19.9
0.378000	36.29	---	58.32	22.03	N	OFF	19.9
0.474000	---	24.25	46.44	22.19	N	OFF	19.9
0.474000	35.27	---	56.44	21.17	N	OFF	19.9
0.530000	---	26.30	46.00	19.70	N	OFF	19.9
0.530000	37.35	---	56.00	18.65	N	OFF	19.9
0.854000	---	28.47	46.00	17.53	N	OFF	19.9

0.854000	38.35	---	56.00	17.65	N	OFF	19.9
1.058000	---	28.95	46.00	17.05	N	OFF	19.9
1.058000	38.43	---	56.00	17.57	N	OFF	19.9
1.146000	---	30.18	46.00	15.82	N	OFF	19.9
1.146000	38.97	---	56.00	17.03	N	OFF	19.9
1.290000	---	31.18	46.00	14.82	N	OFF	19.9
1.290000	39.85	---	56.00	16.15	N	OFF	19.9
1.534000	---	33.87	46.00	12.13	N	OFF	20.0
1.534000	42.25	---	56.00	13.75	N	OFF	20.0
1.706000	---	33.26	46.00	12.74	N	OFF	20.0
1.706000	41.56	---	56.00	14.44	N	OFF	20.0
1.962000	---	31.90	46.00	14.10	N	OFF	20.0
1.962000	39.80	---	56.00	16.20	N	OFF	20.0
2.238000	---	30.30	46.00	15.70	N	OFF	20.0
2.238000	38.00	---	56.00	18.00	N	OFF	20.0

Appendix C. Radiated Spurious Emission Test Data

Test Engineer :	Leo Li , Karl Hou and, Lucifer Jiang	**Temperature :**	19~23°C
		Relative Humidity :	60~64.5%

Note symbol

-L	**Low channel location**
-R	**High channel location**

C1-1.Radiated Spurious Emission Test Modes

Mode	Band (MHz)	Antenna	Modulation	Channel	Frequency	Data Rate	RU	Remark
Mode 19	2400-2483.5	6+7	802.11b	01	2412	1Mbps	-	-
Mode 20	2400-2483.5	6+7	802.11b	06	2437	1Mbps	-	-
Mode 21	2400-2483.5	6+7	802.11b	11	2462	1Mbps	-	-
Mode 22	2400-2483.5	6+7	802.11g	01	2412	6Mbps	-	-
Mode 23	2400-2483.5	6+7	802.11g	06	2437	6Mbps	-	-
Mode 24	2400-2483.5	6+7	802.11g	11	2462	6Mbps	-	-
Mode 25	2400-2483.5	6+7	802.11be EHT20	01	2412	MCS0	Full RU	-
Mode 26	2400-2483.5	6+7	802.11be EHT20	01	2412	MCS0	Partial_106/53RU	-
Mode 27	2400-2483.5	6+7	802.11be EHT20	06	2437	MCS0	Full RU	-
Mode 28	2400-2483.5	6+7	802.11be EHT20	11	2462	MCS0	Full RU	-
Mode 29	2400-2483.5	6+7	802.11be EHT20	11	2462	MCS0	Partial_106/54RU	-

C1-1.Radiated Spurious Emission Test Modes

Mode	Band (MHz)	Antenna	Modulation	Channel	Frequency	Data Rate	RU	Remark
Mode 30	2400-2483.5	6+7	802.11be EHT40	03	2422	MCS0	Full RU	-
Mode 31	2400-2483.5	6+7	802.11be EHT40	03	2422	MCS0	Partial_242/61RU	-
Mode 32	2400-2483.5	6+7	802.11be EHT40	06	2437	MCS0	Full RU	-
Mode 33	2400-2483.5	6+7	802.11be EHT40	09	2452	MCS0	Full RU	-
Mode 34	2400-2483.5	6+7	802.11be EHT40	09	2452	MCS0	Partial_242/62RU	-
Mode 62	2400-2483.5	6+7	802.11be EHT40	03	2422	MCS0	Full RU	LF
Mode 63	2400-2483.5	6+7	802.11be EHT40	03	2422	MCS0	Full RU	SHF

C1-2.Summary of each worse mode

Mode	Modulation	Ch.	Freq. (MHz)	Level (dBuV/m)	Limit (dBuV/m)	Margin (dB)	Pol.	Peak Avg.	Result	RU	Remark
19	802.11b	01	2389.30	48.74	54.00	-5.26	V	Avg.	Pass	-	Band Edge
	802.11b	01	4824.00	43.40	54.00	-10.60	H	Avg.	Pass	-	Harmonic
20	802.11b	06	2484.06	45.30	54.00	-8.70	V	Avg.	Pass	-	Band Edge
	802.11b	06	4874.00	45.67	54.00	-8.33	H	Avg.	Pass	-	Harmonic
21	802.11b	11	2487.69	46.44	54.00	-7.56	V	Avg.	Pass	-	Band Edge
	802.11b	11	4924.00	44.51	54.00	-9.49	H	Avg.	Pass	-	Harmonic
22	802.11g	01	2389.95	52.46	54.00	-1.54	V	Avg.	Pass	-	Band Edge
	802.11g	01	4824.00	44.80	74.00	-29.20	V	Peak	Pass	-	Harmonic
23	802.11g	06	2389.25	44.72	54.00	-9.28	H	Avg.	Pass	-	Band Edge
	802.11g	06	7311.00	39.17	54.00	-14.83	H	Avg.	Pass	-	Harmonic
24	802.11g	11	2483.51	51.40	54.00	-2.60	H	Avg.	Pass	-	Band Edge

C1-2.Summary of each worse mode

Mode	Modulation	Ch.	Freq. (MHz)	Level (dBuV/m)	Limit (dBuV/m)	Margin (dB)	Pol.	Peak Avg.	Result	RU	Remark
24	802.11g	11	7386.00	39.06	54.00	-14.94	V	Avg.	Pass	-	Harmonic
25	802.11be EHT20	01	2389.95	51.96	54.00	-2.04	V	Avg.	Pass	Full RU	Band Edge
	802.11be EHT20	01	4824.00	44.93	74.00	-29.07	H	Peak	Pass	Full RU	Harmonic
26	802.11be EHT20	01	2389.95	71.82	74.00	-2.18	H	Peak	Pass	Partial_106/53RU	Band Edge
	802.11be EHT20	01	-	-	-	-	-	-	-	Partial_106/53RU	Harmonic
27	802.11be EHT20	06	2483.68	48.10	54.00	-5.90	H	Avg.	Pass	Full RU	Band Edge
	802.11be EHT20	06	7311.00	39.04	54.00	-14.96	V	Avg.	Pass	Full RU	Harmonic
28	802.11be EHT20	11	2483.62	52.70	54.00	-1.30	H	Avg.	Pass	Full RU	Band Edge
	802.11be EHT20	11	7386.00	39.01	54.00	-14.99	V	Avg.	Pass	Full RU	Harmonic
29	802.11be EHT20	11	2483.51	71.45	74.00	-2.55	H	Peak	Pass	Partial_106/54RU	Band Edge
	802.11be EHT20	11	-	-	-	-	-	-	-	Partial_106/54RU	Harmonic

C1-2.Summary of each worse mode

Mode	Modulation	Ch.	Freq. (MHz)	Level (dBuV/m)	Limit (dBuV/m)	Margin (dB)	Pol.	Peak Avg.	Result	RU	Remark
30	802.11be EHT40	03	2389.97	52.82	54.00	-1.18	H	Avg.	Pass	Full RU	Band Edge
	802.11be EHT40	03	7266.00	38.76	54.00	-15.24	V	Avg.	Pass	Full RU	Harmonic
31	802.11be EHT40	03	2389.97	52.43	54.00	-1.57	H	Avg.	Pass	Partial_242/61RU	Band Edge
	802.11be EHT40	03	-	-	-	-	-	-	-	Partial_242/61RU	Harmonic
32	802.11be EHT40	06	2483.75	52.33	54.00	-1.67	H	Avg.	Pass	Full RU	Band Edge
	802.11be EHT40	06	7311.00	39.09	54.00	-14.91	V	Avg.	Pass	Full RU	Harmonic
33	802.11be EHT40	09	2483.54	52.14	54.00	-1.86	H	Avg.	Pass	Full RU	Band Edge
	802.11be EHT40	09	7356.00	39.03	54.00	-14.97	V	Avg.	Pass	Full RU	Harmonic
34	802.11be EHT40	09	2483.54	51.82	54.00	-2.18	H	Avg.	Pass	Partial_242/62RU	Band Edge
	802.11be EHT40	09	-	-	-	-	-	-	-	Partial_242/62RU	Harmonic
62	LF	03	40.67	31.15	40.00	-8.85	V	Peak	Pass	-	LF

C1-2.Summary of each worse mode

Mode	Modulation	Ch.	Freq. (MHz)	Level (dBuV/m)	Limit (dBuV/m)	Margin (dB)	Pol.	Peak Avg.	Result	RU	Remark
63	SHF	03	25584.00	41.92	74.00	-32.08	V	Peak	Pass	-	SHF

Mode	19	
	Band Edge	
	2400-2483.5_802.11b_CH01_2412MHz	
ANT	6+7	
Pol.	Horizontal	Fundamental
Peak	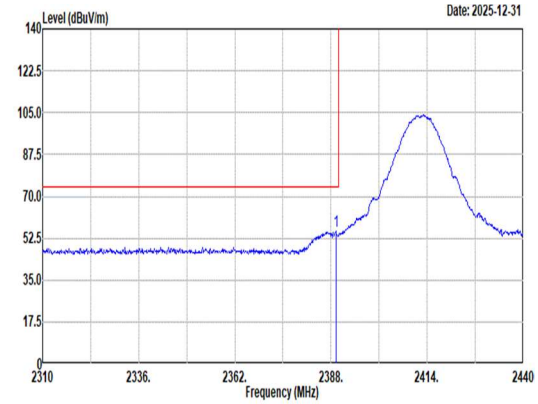 Site : 03CH17-HY Condition: PEAK_BE_74 3m DRH18-E_KV2D06A18ES_251105 HORIZONTAL : RBW:1000.000kHz VBW:3000.000kHz SWT:Auto Freq Level Limit Line Margin Read Level Ant Factor Cable Loss Preamp Factor Aux Factor APos TPos Remark MHz dBuV/m dBuV/m dB dBuV dB/m dB dB dB cm deg 1 2389.30 55.70 74.00 -18.30 47.64 26.90 7.67 36.54 10.03 100 65 Peak	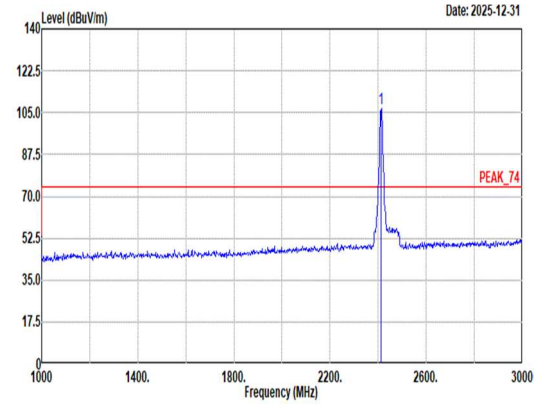 Site : 03CH17-HY Condition: PEAK_74 3m DRH18-E_KV2D06A18ES_251105 HORIZONTAL : RBW:1000.000kHz VBW:3000.000kHz SWT:Auto Freq Level Limit Line Margin Read Level Ant Factor Cable Loss Preamp Factor Aux Factor APos TPos Remark MHz dBuV/m dBuV/m dB dBuV dB/m dB dB dB cm deg 1 2412.00 106.62 ------ ------ 98.64 26.80 7.70 36.55 10.03 100 65 Peak
Avg	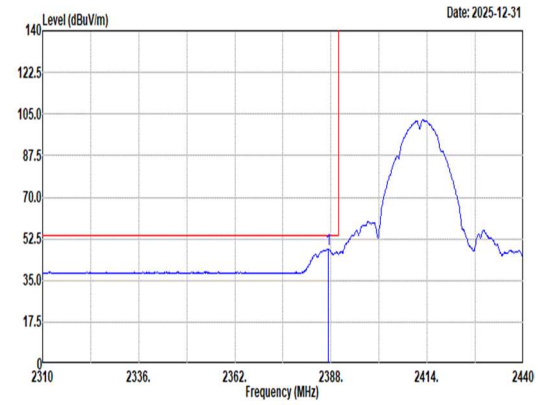 Site : 03CH17-HY Condition: AVG_BE_54 3m DRH18-E_KV2D06A18ES_251105 HORIZONTAL : RBW:1000.000kHz VBW:1.600kHz SWT:Auto Freq Level Limit Line Margin Read Level Ant Factor Cable Loss Preamp Factor Aux Factor APos TPos Remark MHz dBuV/m dBuV/m dB dBuV dB/m dB dB dB cm deg 1 2387.35 48.17 54.00 -5.83 40.12 26.90 7.66 36.54 10.03 100 65 Average	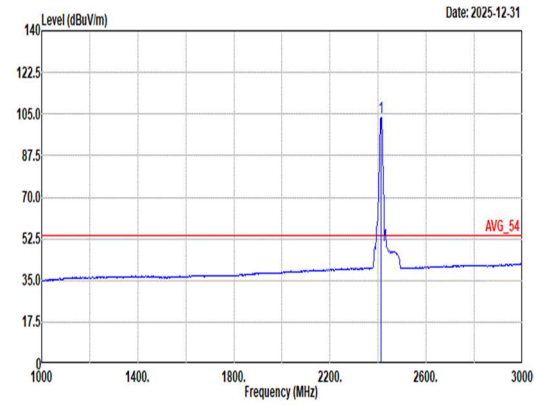 Site : 03CH17-HY Condition: AVG_54 3m DRH18-E_KV2D06A18ES_251105 HORIZONTAL : RBW:1000.000kHz VBW:1.600kHz SWT:Auto Freq Level Limit Line Margin Read Level Ant Factor Cable Loss Preamp Factor Aux Factor APos TPos Remark MHz dBuV/m dBuV/m dB dBuV dB/m dB dB dB cm deg 1 2412.00 103.62 ------ ------ 95.64 26.80 7.70 36.55 10.03 100 65 Average

Mode	19	
	Band Edge	
	2400-2483.5_802.11b_CH01_2412MHz	
ANT	6+7	
Pol.	Vertical	Fundamental
Peak	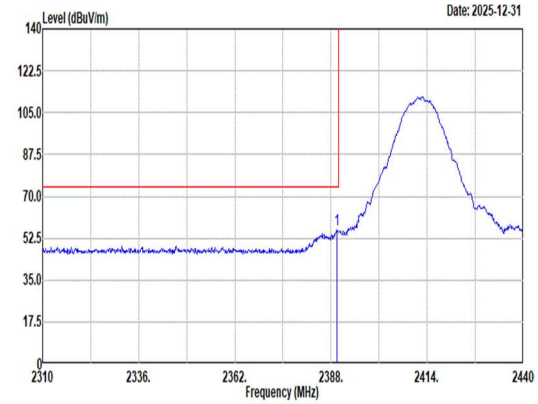 Site : 03CH17-HY Condition: PEAK_BE_74 3m DRH18-E_KV2D06A18ES_251105 VERTICAL : RBW:1000.000kHz VBW:3000.000kHz SWT:Auto Freq Level Limit Line Margin Read Level Ant Factor Cable Loss Preamp Factor Aux Factor APos TPos Remark MHz dBuV/m dBuV/m dB dBuV dB/m dB dB dB cm deg 1 2389.56 55.92 74.00 -18.08 47.86 26.90 7.67 36.54 10.03 100 287 Peak	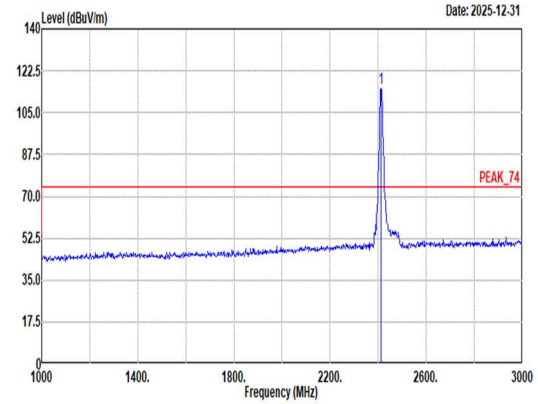 Site : 03CH17-HY Condition: PEAK_74 3m DRH18-E_KV2D06A18ES_251105 VERTICAL : RBW:1000.000kHz VBW:3000.000kHz SWT:Auto Freq Level Limit Line Margin Read Level Ant Factor Cable Loss Preamp Factor Aux Factor APos TPos Remark MHz dBuV/m dBuV/m dB dBuV dB/m dB dB dB cm deg 1 2412.00 114.91 ------ ------ 106.93 26.80 7.70 36.55 10.03 100 287 Peak
Avg	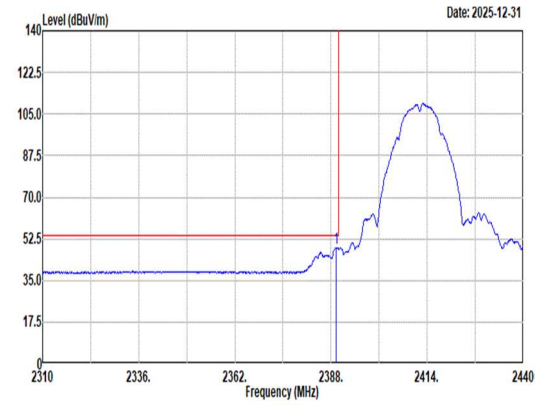 Site : 03CH17-HY Condition: AVG_BE_54 3m DRH18-E_KV2D06A18ES_251105 VERTICAL : RBW:1000.000kHz VBW:1.600kHz SWT:Auto Freq Level Limit Line Margin Read Level Ant Factor Cable Loss Preamp Factor Aux Factor APos TPos Remark MHz dBuV/m dBuV/m dB dBuV dB/m dB dB dB cm deg 1 2389.30 48.74 54.00 -5.26 40.68 26.90 7.67 36.54 10.03 100 287 Average	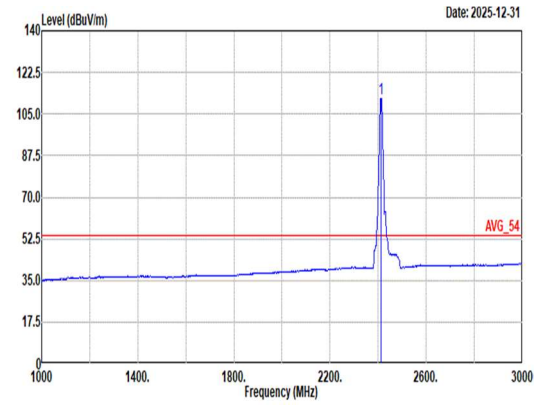 Site : 03CH17-HY Condition: AVG_54 3m DRH18-E_KV2D06A18ES_251105 VERTICAL : RBW:1000.000kHz VBW:1.600kHz SWT:Auto Freq Level Limit Line Margin Read Level Ant Factor Cable Loss Preamp Factor Aux Factor APos TPos Remark MHz dBuV/m dBuV/m dB dBuV dB/m dB dB dB cm deg 1 2412.00 111.73 ------ ------ 103.75 26.80 7.70 36.55 10.03 100 287 Average

Mode	19	
	Harmonic	
	2400-2483.5_802.11b_CH01_2412MHz	
ANT	6+7	
Pol.	Horizontal	Vertical
Peak Avg	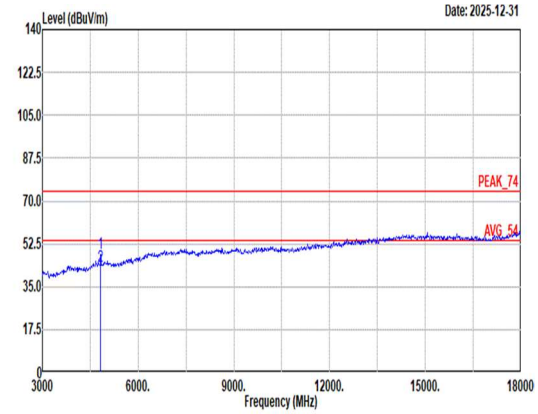 Site : 03CH17-HY Condition: PEAK_74 3m DRH18-E_KV2D06A18ES_251105 HORIZONTAL Freq Level Limit Line Margin Read Level Ant Factor Cable Loss Preamp Factor Aux Factor APos TPos Remark MHz dBuV/m dBuV/m dB dBuV dB/m dB dB dB cm deg 1 4824.00 48.38 74.00 -25.62 40.63 32.25 12.38 37.69 0.81 100 295 Peak 2 4824.00 43.40 54.00 -10.60 35.65 32.25 12.38 37.69 0.81 100 295 Average	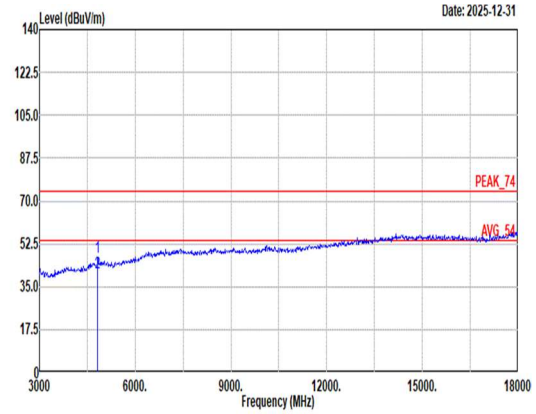 Site : 03CH17-HY Condition: PEAK_74 3m DRH18-E_KV2D06A18ES_251105 VERTICAL Freq Level Limit Line Margin Read Level Ant Factor Cable Loss Preamp Factor Aux Factor APos TPos Remark MHz dBuV/m dBuV/m dB dBuV dB/m dB dB dB cm deg 1 4824.00 47.01 74.00 -26.99 39.26 32.25 12.38 37.69 0.81 292 359 Peak 2 4824.00 40.88 54.00 -13.12 33.13 32.25 12.38 37.69 0.81 292 359 Average

Mode	19	
	Harmonic	
	2400-2483.5_802.11b_CH01_2412MHz	
ANT	6+7	
Pol.	Horizontal	Vertical
10.6G ~18G Avg	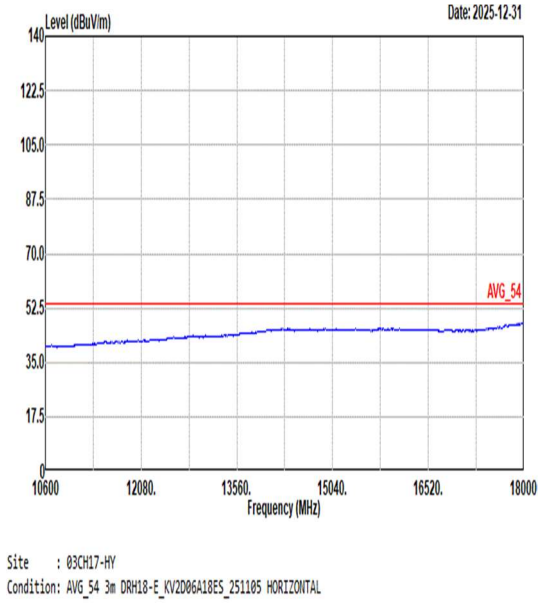	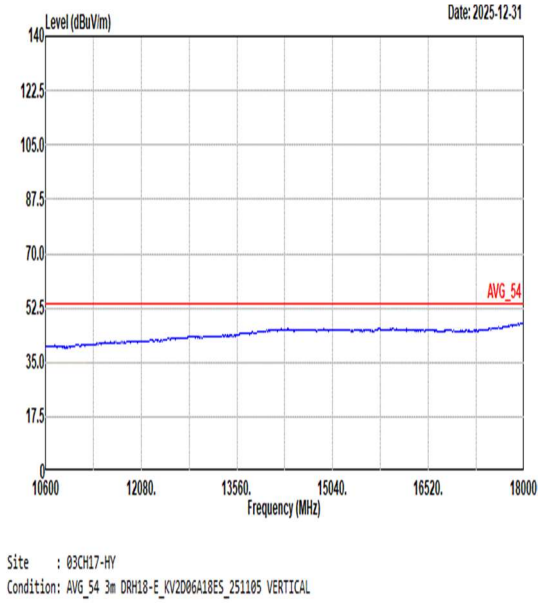

Mode	20	
	Band Edge - L	
	2400-2483.5_802.11b_CH06_2437MHz	
ANT	6+7	
Pol.	Horizontal	Fundamental
Peak	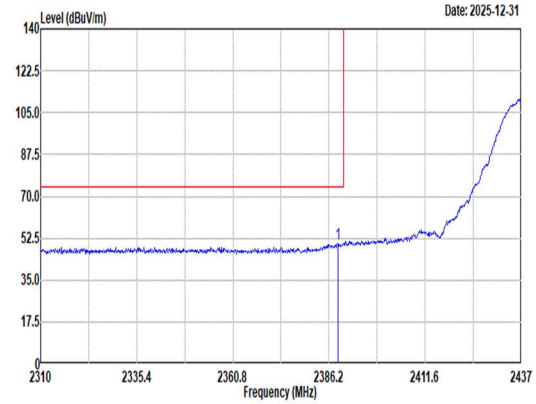 Site : 03CH17-HY Condition: PEAK_BE_74 3m DRH18-E_KV2D06A18ES_251105 HORIZONTAL : RBW:1000.000kHz VBW:3000.000kHz SWT:Auto Freq Level Limit Line Margin Read Level Ant Factor Cable Loss Preamp Factor Aux Factor APos TPos Remark MHz dBuV/m dBuV/m dB dBuV dB/m dB dB dB cm deg 1 2388.61 50.42 74.00 -23.58 42.36 26.90 7.67 36.54 10.03 400 319 Peak	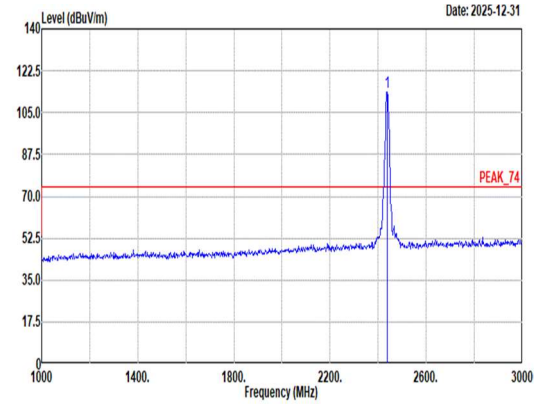 Site : 03CH17-HY Condition: PEAK_74 3m DRH18-E_KV2D06A18ES_251105 HORIZONTAL : RBW:1000.000kHz VBW:3000.000kHz SWT:Auto Freq Level Limit Line Margin Read Level Ant Factor Cable Loss Preamp Factor Aux Factor APos TPos Remark MHz dBuV/m dBuV/m dB dBuV dB/m dB dB dB cm deg 1 2437.00 113.45 ------ ------ 105.60 26.64 7.74 36.56 10.03 400 319 Peak
Avg	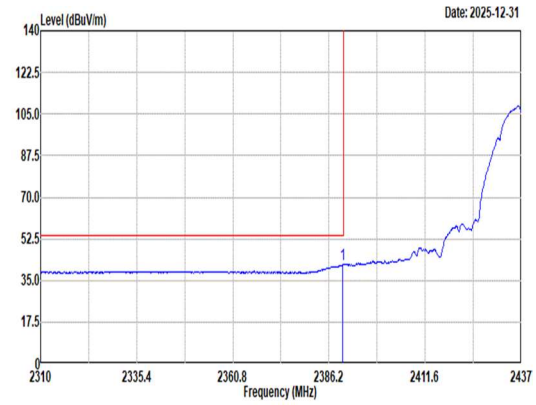 Site : 03CH17-HY Condition: AVG_BE_54 3m DRH18-E_KV2D06A18ES_251105 HORIZONTAL : RBW:1000.000kHz VBW:1.600kHz SWT:Auto Freq Level Limit Line Margin Read Level Ant Factor Cable Loss Preamp Factor Aux Factor APos TPos Remark MHz dBuV/m dBuV/m dB dBuV dB/m dB dB dB cm deg 1 2389.88 41.79 54.00 -12.21 33.73 26.90 7.67 36.54 10.03 400 319 Average	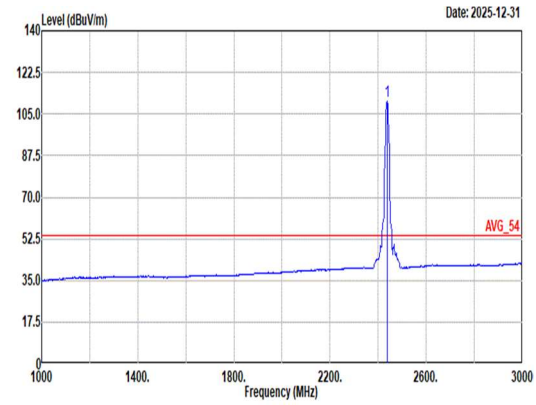 Site : 03CH17-HY Condition: AVG_54 3m DRH18-E_KV2D06A18ES_251105 HORIZONTAL : RBW:1000.000kHz VBW:1.600kHz SWT:Auto Freq Level Limit Line Margin Read Level Ant Factor Cable Loss Preamp Factor Aux Factor APos TPos Remark MHz dBuV/m dBuV/m dB dBuV dB/m dB dB dB cm deg 1 2437.00 110.17 ------ ------ 102.34 26.62 7.74 36.56 10.03 400 319 Average

Mode	20	
	Band Edge - R	
	2400-2483.5_802.11b_CH06_2437MHz	
ANT	6+7	
Pol.	Horizontal	Fundamental
Peak	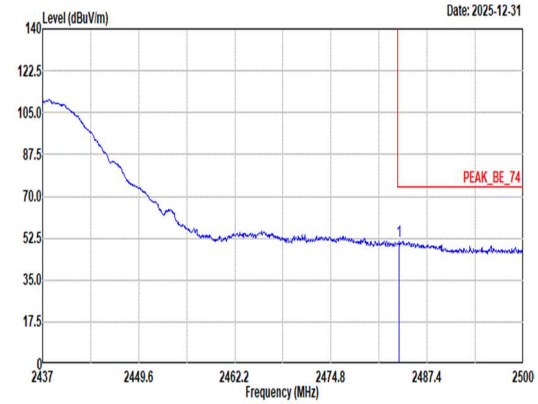 Site : 03CH17-HY Condition: PEAK_BE_74 3m DRH18-E_KV2D06A18ES_251105 HORIZONTAL : RBW:1000.000kHz VBW:3000.000kHz SWT:Auto Limit Read Ant Cable Preamp Aux APos TPos Freq Level Line Margin Level Factor Loss Factor Factor Remark MHz dBuV/m dBuV/m dB dBuV dB/m dB dB dB cm deg 1 2483.75 51.28 74.00 -22.72 43.31 26.70 7.82 36.58 10.03 400 319 Peak	Blank
Avg	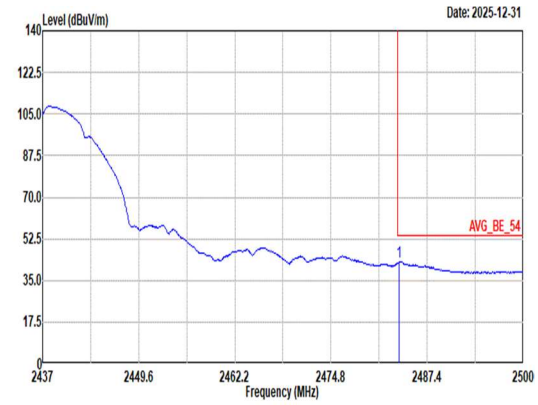 Site : 03CH17-HY Condition: AVG_BE_54 3m DRH18-E_KV2D06A18ES_251105 HORIZONTAL : RBW:1000.000kHz VBW:1.600kHz SWT:Auto Limit Read Ant Cable Preamp Aux APos TPos Freq Level Line Margin Level Factor Loss Factor Factor Remark MHz dBuV/m dBuV/m dB dBuV dB/m dB dB dB cm deg 1 2483.75 42.80 54.00 -11.20 34.83 26.70 7.82 36.58 10.03 400 319 Average	Blank

Mode	20	
	Band Edge - L	
	2400-2483.5_802.11b_CH06_2437MHz	
ANT	6+7	
Pol.	Vertical	Fundamental
Peak	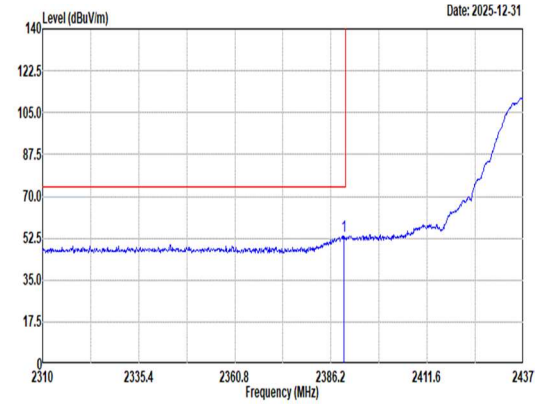 Site : 03CH17-HY Condition: PEAK_BE_74 3m DRH18-E_KV2D06A18ES_251105 VERTICAL : RBW:1000.000kHz VBW:3000.000kHz SWT:Auto Freq Level Limit Line Margin Read Level Ant Factor Cable Loss Preamp Factor Aux Factor APos TPos Remark MHz dBuV/m dBuV/m dB dBuV dB/m dB dB dB cm deg 1 2389.63 53.26 74.00 -20.74 45.20 26.90 7.67 36.54 10.03 100 296 Peak	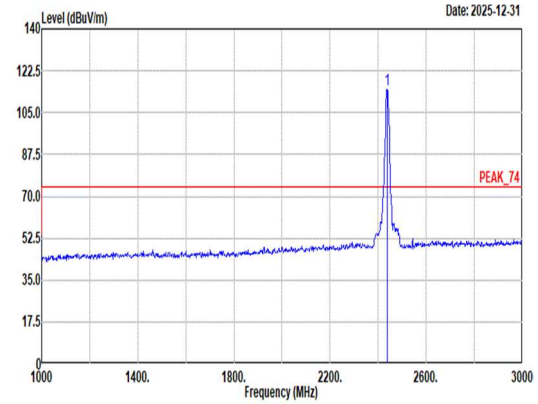 Site : 03CH17-HY Condition: PEAK_74 3m DRH18-E_KV2D06A18ES_251105 VERTICAL : RBW:1000.000kHz VBW:3000.000kHz SWT:Auto Freq Level Limit Line Margin Read Level Ant Factor Cable Loss Preamp Factor Aux Factor APos TPos Remark MHz dBuV/m dBuV/m dB dBuV dB/m dB dB dB cm deg 1 2437.00 114.68 ------ ------ 106.83 26.64 7.74 36.56 10.03 100 296 Peak
Avg	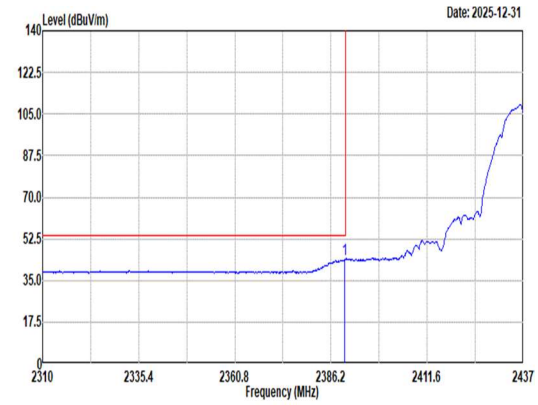 Site : 03CH17-HY Condition: AVG_BE_54 3m DRH18-E_KV2D06A18ES_251105 VERTICAL : RBW:1000.000kHz VBW:1.600kHz SWT:Auto Freq Level Limit Line Margin Read Level Ant Factor Cable Loss Preamp Factor Aux Factor APos TPos Remark MHz dBuV/m dBuV/m dB dBuV dB/m dB dB dB cm deg 1 2389.88 43.88 54.00 -10.12 35.82 26.90 7.67 36.54 10.03 100 296 Average	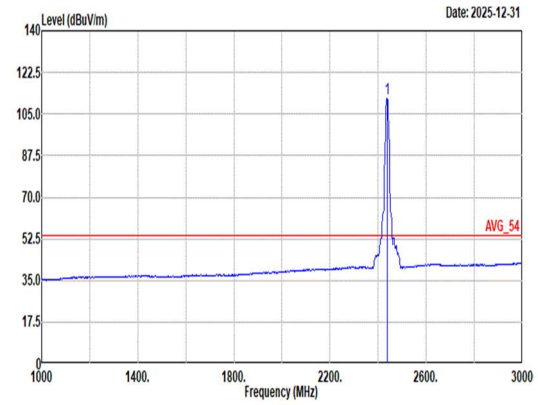 Site : 03CH17-HY Condition: AVG_54 3m DRH18-E_KV2D06A18ES_251105 VERTICAL : RBW:1000.000kHz VBW:1.600kHz SWT:Auto Freq Level Limit Line Margin Read Level Ant Factor Cable Loss Preamp Factor Aux Factor APos TPos Remark MHz dBuV/m dBuV/m dB dBuV dB/m dB dB dB cm deg 1 2437.00 111.48 ------ ------ 103.65 26.62 7.74 36.56 10.03 100 296 Average

Mode	20	
	Band Edge - R	
	2400-2483.5_802.11b_CH06_2437MHz	
ANT	6+7	
Pol.	Vertical	Fundamental
Peak	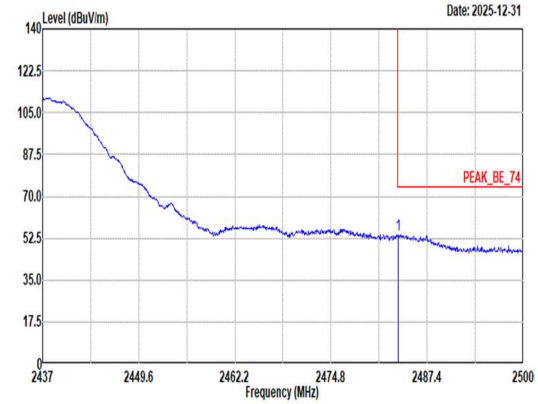 Site : 03CH17-HY Condition: PEAK_BE_74 3m DRH18-E_KV2D06A18ES_251105 VERTICAL : RBW:1000.000kHz VBW:3000.000kHz SWT:Auto Limit Read Ant Cable Preamp Aux APos TPos Freq Level Line Margin Level Factor Loss Factor Factor Remark MHz dBuV/m dBuV/m dB dBuV dB/m dB dB dB cm deg 1 2483.62 54.07 74.00 -19.93 46.10 26.70 7.82 36.58 10.03 100 296 Peak	Blank
Avg	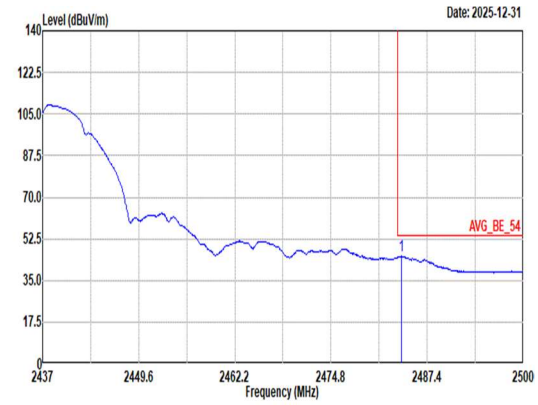 Site : 03CH17-HY Condition: AVG_BE_54 3m DRH18-E_KV2D06A18ES_251105 VERTICAL : RBW:1000.000kHz VBW:1.600kHz SWT:Auto Limit Read Ant Cable Preamp Aux APos TPos Freq Level Line Margin Level Factor Loss Factor Factor Remark MHz dBuV/m dBuV/m dB dBuV dB/m dB dB dB cm deg 1 2484.06 45.30 54.00 -8.70 37.33 26.70 7.82 36.58 10.03 100 296 Average	Blank

Mode	20	
	Harmonic	
	2400-2483.5_802.11b_CH06_2437MHz	
ANT	6+7	
Pol.	Horizontal	Vertical
Peak Avg	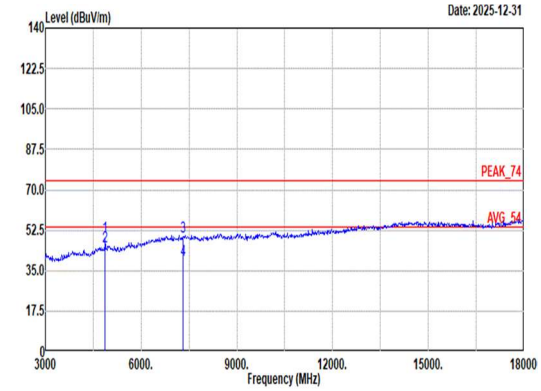 Site : 03CH17-HY Condition: PEAK_74 3m DRH18-E_KV2D06A18ES_251105 HORIZONTAL Freq Level Limit Line Margin Read Level Ant Factor Cable Loss Preamp Factor Aux Factor APos TPos Remark MHz dBuV/m dBuV/m dB dBuV dB/m dB dB dB cm deg 1 4874.00 49.75 74.00 -24.25 42.01 32.40 12.29 37.71 0.76 100 295 Peak 2 4874.00 45.67 54.00 -8.33 37.93 32.40 12.29 37.71 0.76 100 295 Average 3 7311.00 49.86 74.00 -24.14 35.48 37.00 15.37 38.91 0.92 -- -- Peak 4 7311.00 39.85 54.00 -14.15 25.47 37.00 15.37 38.91 0.92 -- -- Average	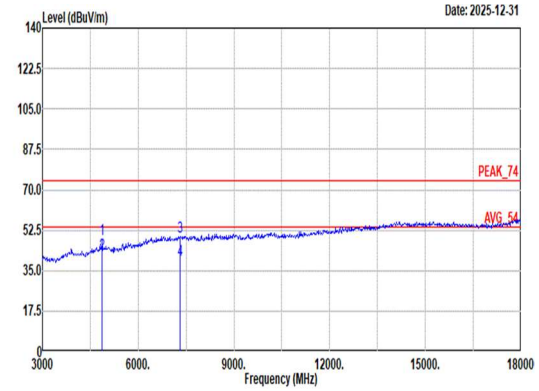 Site : 03CH17-HY Condition: PEAK_74 3m DRH18-E_KV2D06A18ES_251105 VERTICAL Freq Level Limit Line Margin Read Level Ant Factor Cable Loss Preamp Factor Aux Factor APos TPos Remark MHz dBuV/m dBuV/m dB dBuV dB/m dB dB dB cm deg 1 4874.00 48.85 74.00 -25.15 41.11 32.40 12.29 37.71 0.76 306 358 Peak 2 4874.00 42.44 54.00 -11.56 34.70 32.40 12.29 37.71 0.76 306 358 Average 3 7311.00 49.70 74.00 -24.30 35.32 37.00 15.37 38.91 0.92 -- -- Peak 4 7311.00 39.84 54.00 -14.16 25.46 37.00 15.37 38.91 0.92 -- -- Average

Mode	20	
	Harmonic	
	2400-2483.5_802.11b_CH06_2437MHz	
ANT	6+7	
Pol.	Horizontal	Vertical
10.6G ~18G Avg	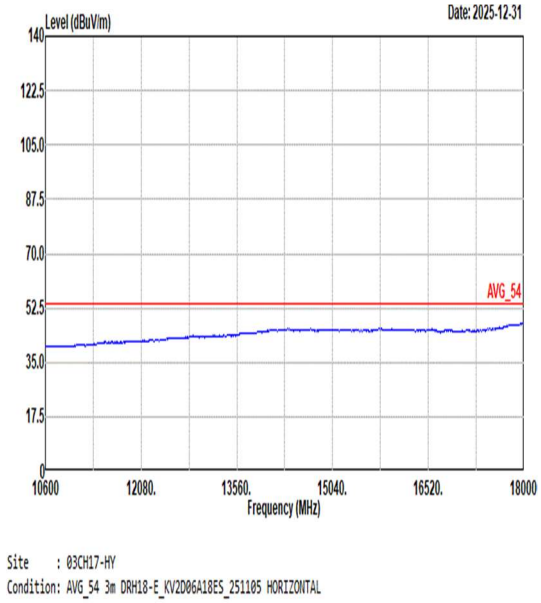	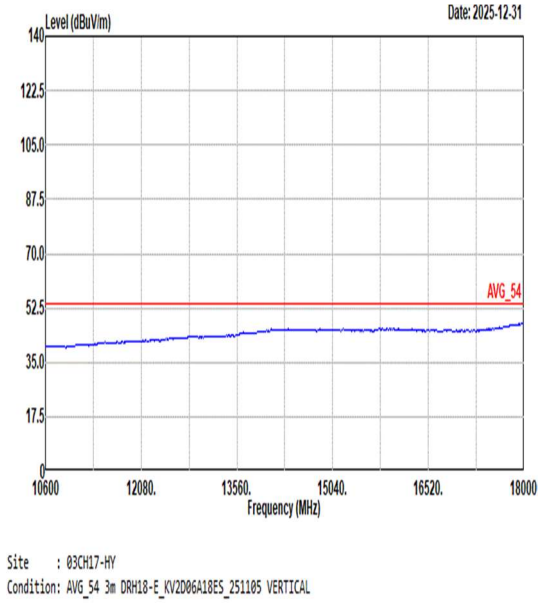

Mode	21	
	Band Edge	
	2400-2483.5_802.11b_CH11_2462MHz	
ANT	6+7	
Pol.	Horizontal	Fundamental
Peak	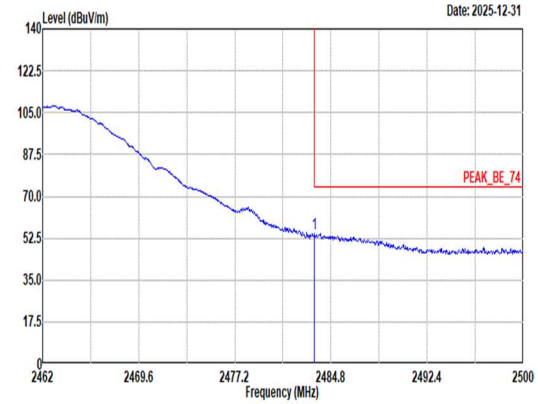 Site : 03CH17-HY Condition: PEAK_BE_74 3m DRH18-E_KV2D06A18ES_251105 HORIZONTAL : RBW:1000.000kHz VBW:3000.000kHz SWT:Auto Freq Level Limit Line Margin Read Level Ant Factor Cable Loss Preamp Factor Aux Factor APos TPos Remark MHz dBuV/m dBuV/m dB dBuV dB/m dB dB dB cm deg 1 2483.51 54.55 74.00 -19.45 46.58 26.70 7.82 36.58 10.03 200 65 Peak	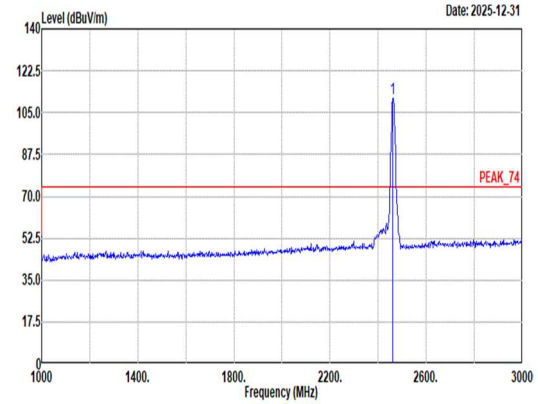 Site : 03CH17-HY Condition: PEAK_74 3m DRH18-E_KV2D06A18ES_251105 HORIZONTAL : RBW:1000.000kHz VBW:3000.000kHz SWT:Auto Freq Level Limit Line Margin Read Level Ant Factor Cable Loss Preamp Factor Aux Factor APos TPos Remark MHz dBuV/m dBuV/m dB dBuV dB/m dB dB dB cm deg 1 2462.00 111.02 ------ ------ 103.17 26.60 7.79 36.57 10.03 200 65 Peak
Avg	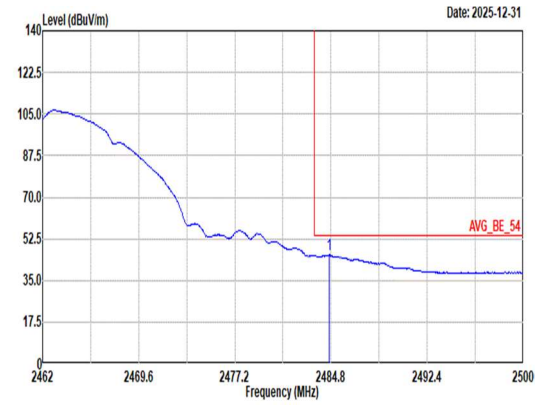 Site : 03CH17-HY Condition: AVG_BE_54 3m DRH18-E_KV2D06A18ES_251105 HORIZONTAL : RBW:1000.000kHz VBW:1.600kHz SWT:Auto Freq Level Limit Line Margin Read Level Ant Factor Cable Loss Preamp Factor Aux Factor APos TPos Remark MHz dBuV/m dBuV/m dB dBuV dB/m dB dB dB cm deg 1 2484.65 45.81 54.00 -8.19 37.84 26.70 7.82 36.58 10.03 200 65 Average	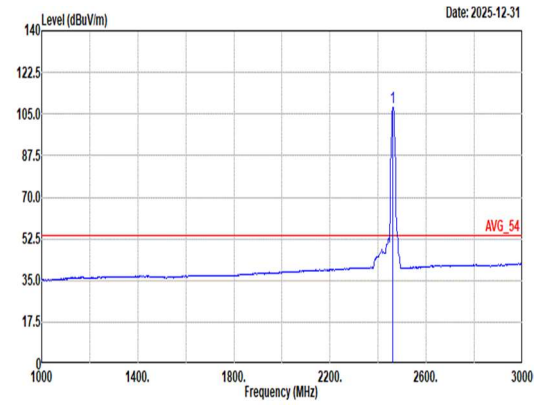 Site : 03CH17-HY Condition: AVG_54 3m DRH18-E_KV2D06A18ES_251105 HORIZONTAL : RBW:1000.000kHz VBW:1.600kHz SWT:Auto Freq Level Limit Line Margin Read Level Ant Factor Cable Loss Preamp Factor Aux Factor APos TPos Remark MHz dBuV/m dBuV/m dB dBuV dB/m dB dB dB cm deg 1 2462.00 107.81 ------ ------ 99.96 26.60 7.79 36.57 10.03 200 65 Average

Mode	21	
	Band Edge	
	2400-2483.5_802.11b_CH11_2462MHz	
ANT	6+7	
Pol.	Vertical	Fundamental
Peak	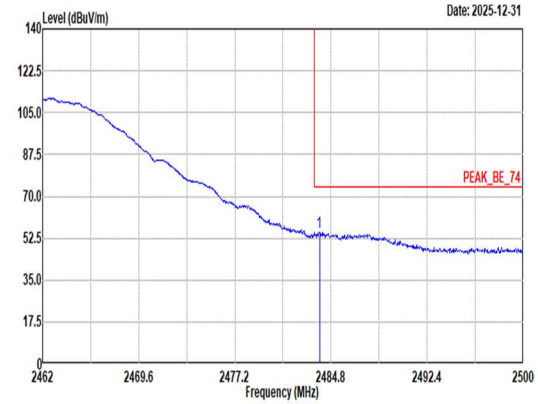 Site : 03CH17-HY Condition: PEAK_BE_74 3m DRH18-E_KV2D06A18ES_251105 VERTICAL : RBW:1000.000kHz VBW:3000.000kHz SWT:Auto Freq Level Limit Line Margin Read Level Ant Factor Cable Loss Preamp Factor Aux Factor APos TPos Remark MHz dBuV/m dBuV/m dB dBuV dB/m dB dB dB cm deg 1 2483.89 54.99 74.00 -19.01 47.02 26.70 7.82 36.58 10.03 100 285 Peak	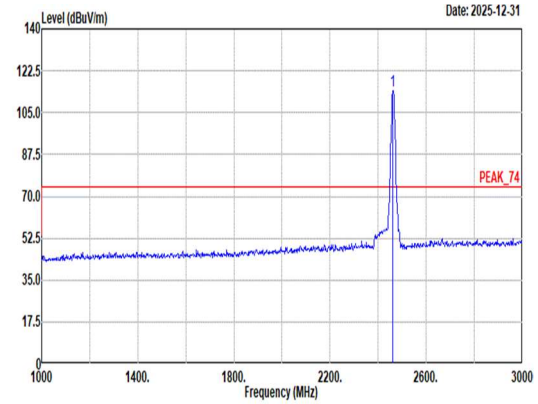 Site : 03CH17-HY Condition: PEAK_74 3m DRH18-E_KV2D06A18ES_251105 VERTICAL : RBW:1000.000kHz VBW:3000.000kHz SWT:Auto Freq Level Limit Line Margin Read Level Ant Factor Cable Loss Preamp Factor Aux Factor APos TPos Remark MHz dBuV/m dBuV/m dB dBuV dB/m dB dB dB cm deg 1 2462.00 114.33 ------ ------ 106.48 26.60 7.79 36.57 10.03 100 285 Peak
Avg	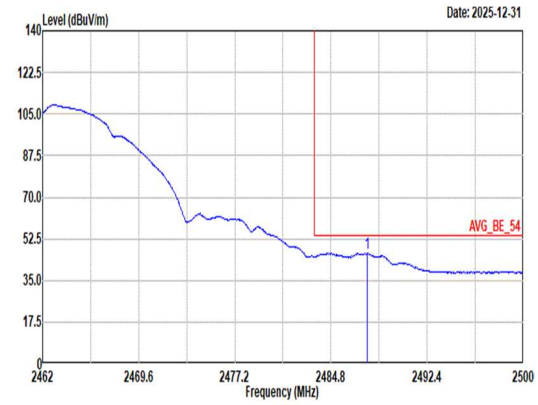 Site : 03CH17-HY Condition: AVG_BE_54 3m DRH18-E_KV2D06A18ES_251105 VERTICAL : RBW:1000.000kHz VBW:1.600kHz SWT:Auto Freq Level Limit Line Margin Read Level Ant Factor Cable Loss Preamp Factor Aux Factor APos TPos Remark MHz dBuV/m dBuV/m dB dBuV dB/m dB dB dB cm deg 1 2487.69 46.44 54.00 -7.56 38.46 26.70 7.83 36.58 10.03 100 285 Average	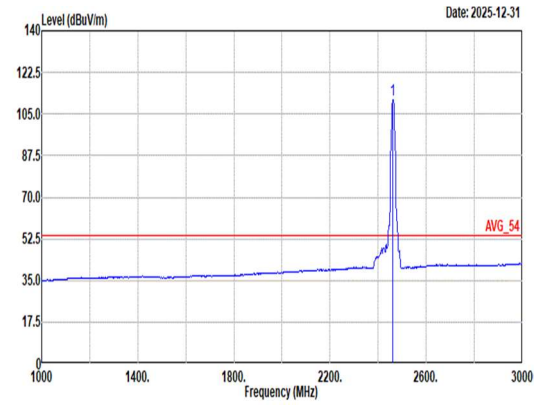 Site : 03CH17-HY Condition: AVG_54 3m DRH18-E_KV2D06A18ES_251105 VERTICAL : RBW:1000.000kHz VBW:1.600kHz SWT:Auto Freq Level Limit Line Margin Read Level Ant Factor Cable Loss Preamp Factor Aux Factor APos TPos Remark MHz dBuV/m dBuV/m dB dBuV dB/m dB dB dB cm deg 1 2462.00 110.98 ------ ------ 103.13 26.60 7.79 36.57 10.03 100 285 Average

Mode	21	
	Harmonic	
	2400-2483.5_802.11b_CH11_2462MHz	
ANT	6+7	
Pol.	Horizontal	Vertical
Peak Avg	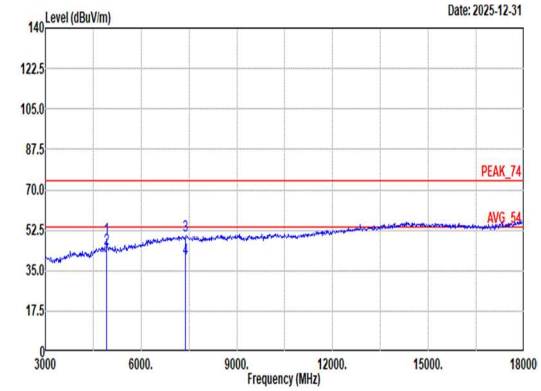 Site : 03CH17-HY Condition: PEAK_74 3m DRH18-E_KV2D06A18ES_251105 HORIZONTAL Freq Level Limit Line Margin Read Level Ant Factor Cable Loss Preamp Factor Aux Factor APos TPos Remark MHz dBuV/m dBuV/m dB dBuV dB/m dB dB dB cm deg 1 4924.00 49.10 74.00 -24.90 41.33 32.60 12.19 37.74 0.72 100 295 Peak 2 4924.00 44.51 54.00 -9.49 36.74 32.60 12.19 37.74 0.72 100 295 Average 3 7386.00 50.12 74.00 -23.88 35.58 37.07 15.55 39.00 0.92 -- -- Peak 4 7386.00 40.12 54.00 -13.88 25.58 37.07 15.55 39.00 0.92 -- -- Average	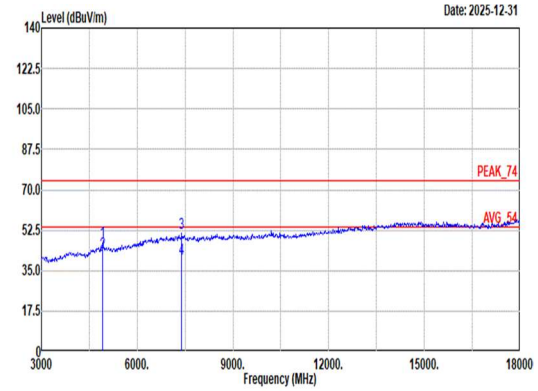 Site : 03CH17-HY Condition: PEAK_74 3m DRH18-E_KV2D06A18ES_251105 VERTICAL Freq Level Limit Line Margin Read Level Ant Factor Cable Loss Preamp Factor Aux Factor APos TPos Remark MHz dBuV/m dBuV/m dB dBuV dB/m dB dB dB cm deg 1 4924.00 47.80 74.00 -26.20 40.03 32.60 12.19 37.74 0.72 309 347 Peak 2 4924.00 42.70 54.00 -11.30 34.93 32.60 12.19 37.74 0.72 309 347 Average 3 7386.00 51.18 74.00 -22.82 36.64 37.07 15.55 39.00 0.92 -- -- Peak 4 7386.00 39.99 54.00 -14.01 25.45 37.07 15.55 39.00 0.92 -- -- Average
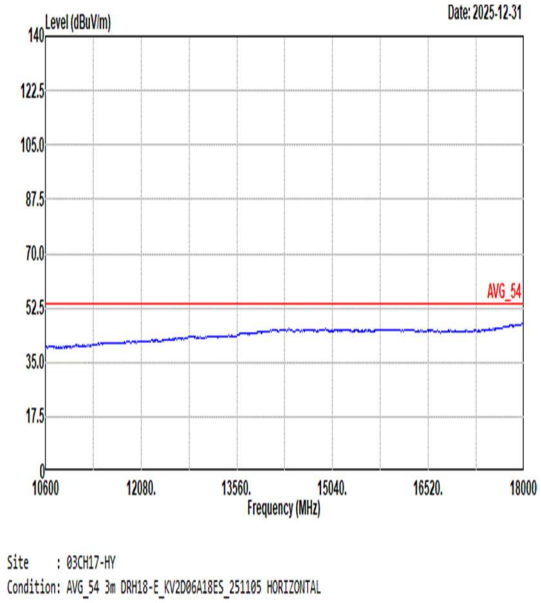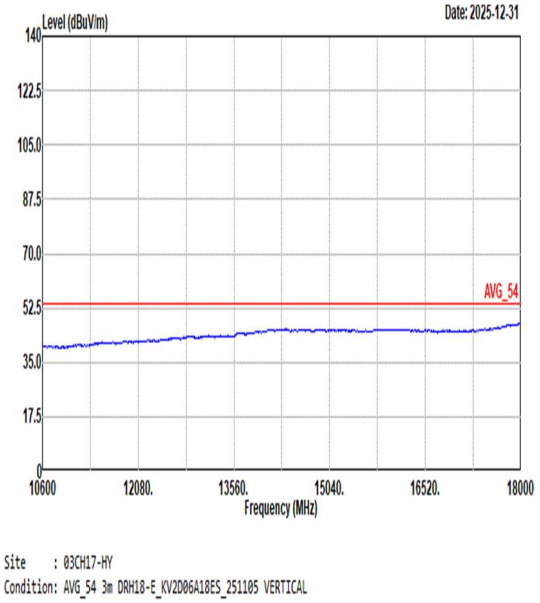
Mode	21	
	Harmonic	
	2400-2483.5_802.11b_CH11_2462MHz	
ANT	6+7	
Pol.	Horizontal	Vertical
10.6G ~18G Avg