| Mode | 34 | |
|---|---|---|
| | Band Edge - L | |
| | 2400-2483.5_802.11be EHT40_CH09_Partial_242/62RU _2452MHz | |
| ANT | 6+7 | |
| Pol. | Vertical | Fundamental |
| Peak | 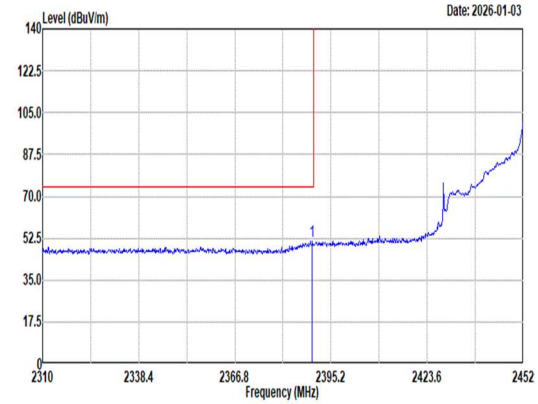 <br>Site : 03CH17-HY<br>Condition: PEAK_BE_74 3m DRH18-E_KV2D06A18ES_251105 VERTICAL<br>: RBW:1000.000kHz VBW:3000.000kHz SWT:Auto<br>Freq Level Limit Line Margin Read Level Ant Factor Cable Loss Preamp Factor Aux Factor APos TPos Remark<br>MHz dBuV/m dBuV/m dB dBuV dB/m dB dB dB cm deg<br>1 2389.66 51.17 74.00 -22.83 43.11 26.90 7.67 36.54 10.03 135 270 Peak | 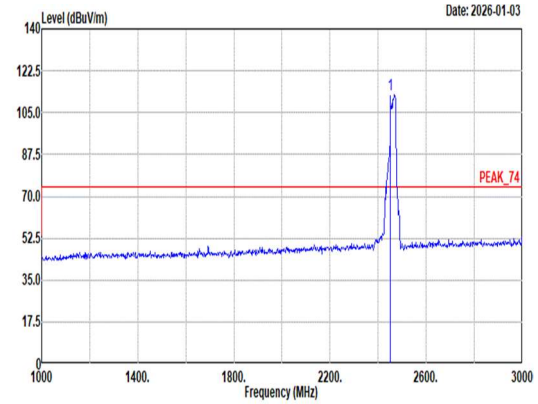 <br>Site : 03CH17-HY<br>Condition: PEAK_74 3m DRH18-E_KV2D06A18ES_251105 VERTICAL<br>: RBW:1000.000kHz VBW:3000.000kHz SWT:Auto<br>Freq Level Limit Line Margin Read Level Ant Factor Cable Loss Preamp Factor Aux Factor APos TPos Remark<br>MHz dBuV/m dBuV/m dB dBuV dB/m dB dB dB cm deg<br>1 2452.00 112.42 ------ ------ 104.56 26.60 7.80 36.57 10.03 135 270 Peak |
| Avg | 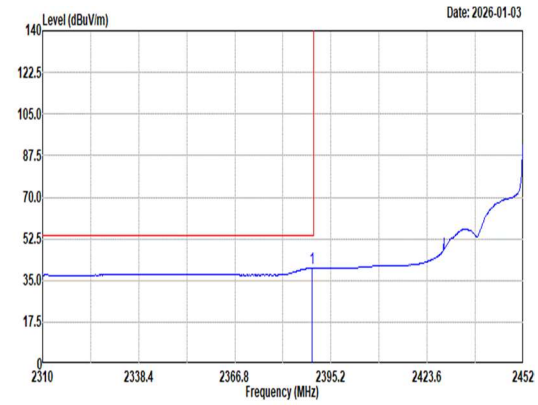 <br>Site : 03CH17-HY<br>Condition: AVG_BE_54 3m DRH18-E_KV2D06A18ES_251105 VERTICAL<br>: RBW:1000.000kHz VBW:0.010kHz SWT:Auto<br>Freq Level Limit Line Margin Read Level Ant Factor Cable Loss Preamp Factor Aux Factor APos TPos Remark<br>MHz dBuV/m dBuV/m dB dBuV dB/m dB dB dB cm deg<br>1 2389.66 40.31 54.00 -13.69 32.25 26.90 7.67 36.54 10.03 135 270 Average | 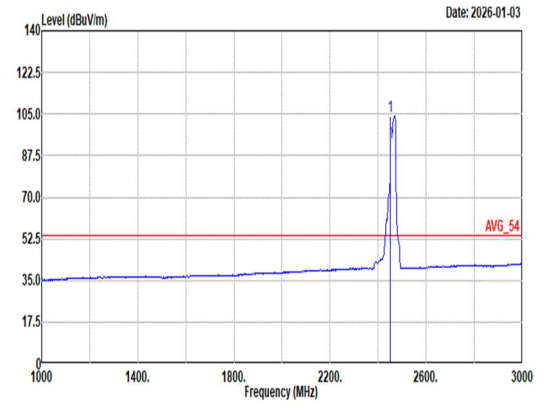 <br>Site : 03CH17-HY<br>Condition: AVG_54 3m DRH18-E_KV2D06A18ES_251105 VERTICAL<br>: RBW:1000.000kHz VBW:0.010kHz SWT:Auto<br>Freq Level Limit Line Margin Read Level Ant Factor Cable Loss Preamp Factor Aux Factor APos TPos Remark<br>MHz dBuV/m dBuV/m dB dBuV dB/m dB dB dB cm deg<br>1 2452.00 104.17 ------ ------ 96.32 26.60 7.80 36.58 10.03 135 270 Average |

| Mode | 34 | |
|---|---|---|
| | Band Edge - R | |
| | 2400-2483.5_802.11be EHT40_CH09_Partial_242/62RU _2452MHz | |
| ANT | 6+7 | |
| Pol. | Vertical | Fundamental |
| Peak | 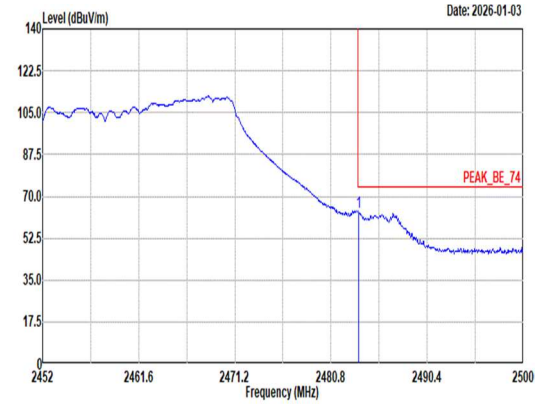 <br>Site : 03CH17-HY<br>Condition: PEAK_BE_74 3m DRH18-E_KV2D06A18ES_251105 VERTICAL<br>: RBW:1000.000kHz VBW:3000.000kHz SWT:Auto<br><br>Limit Read Ant Cable Preamp Aux APos TPos<br>Freq Level Line Margin Level Factor Loss Factor Factor Remark<br>MHz dBuV/m dBuV/m dB dBuV dB/m dB dB dB cm deg<br>1 2483.58 63.41 74.00 -10.59 55.44 26.70 7.82 36.58 10.03 135 270 Peak | Blank |
| Avg | 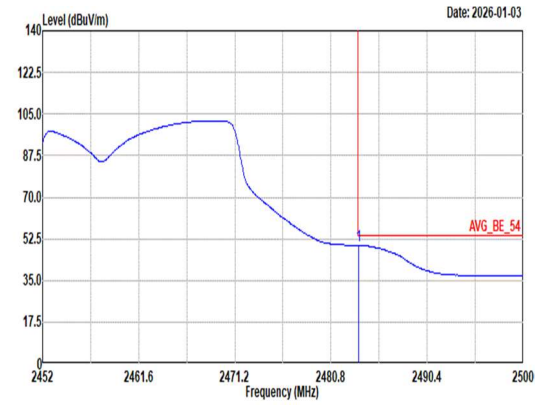 <br>Site : 03CH17-HY<br>Condition: AVG_BE_54 3m DRH18-E_KV2D06A18ES_251105 VERTICAL<br>: RBW:1000.000kHz VBW:0.010kHz SWT:Auto<br><br>Limit Read Ant Cable Preamp Aux APos TPos<br>Freq Level Line Margin Level Factor Loss Factor Factor Remark<br>MHz dBuV/m dBuV/m dB dBuV dB/m dB dB dB cm deg<br>1 2483.54 49.71 54.00 -4.29 41.74 26.70 7.82 36.58 10.03 135 270 Average | Blank |

| | | |
|---|---|---|
| Mode | 62 | |
| | LF | |
| | 2400-2483.5_802.11be EHT40_CH03_Full RU_2422MHz | |
| ANT | 6+7 | |
| Pol. | Horizontal | Vertical |
| QP/ Peak | 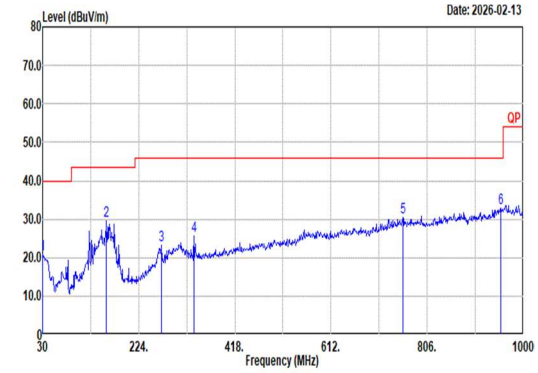 <br>Site : 03CH17-HY<br>Condition: QP 3m Bilog_55606 & 08_251126_20Bilog HORIZONTAL<br>Freq Level Limit Line Margin Read Level Ant Factor Cable Loss Preamp Factor Aux Factor APos TPos Remark<br>1 30.00 20.95 40.00 -19.05 28.25 24.49 0.84 32.64 0.01 -- -- Peak<br>2 159.01 29.55 43.50 -13.95 43.39 16.76 1.93 32.57 0.04 -- -- Peak<br>3 269.59 23.34 46.00 -22.66 34.23 19.03 2.60 32.59 0.07 -- -- Peak<br>4 335.55 25.61 46.00 -20.39 35.15 19.96 3.06 32.61 0.05 -- -- Peak<br>5 756.53 30.43 46.00 -15.57 30.37 28.14 4.44 32.66 0.14 -- -- Peak<br>6 954.41 32.86 46.00 -13.14 28.27 30.83 4.87 31.33 0.22 -- -- Peak | 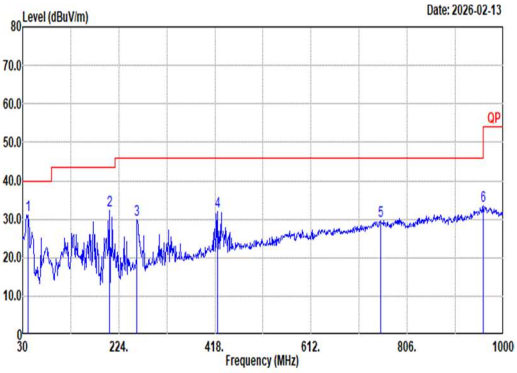 <br>Site : 03CH17-HY<br>Condition: QP 3m Bilog_55606 & 08_251126_20Bilog VERTICAL<br>Freq Level Limit Line Margin Read Level Ant Factor Cable Loss Preamp Factor Aux Factor APos TPos Remark<br>1 40.67 31.15 40.00 -8.85 43.61 19.09 1.06 32.62 0.01 -- -- Peak<br>2 205.57 32.37 43.50 -11.13 47.59 15.12 2.19 32.60 0.07 -- -- Peak<br>3 260.86 29.85 46.00 -16.15 39.89 19.92 2.55 32.59 0.08 -- -- Peak<br>4 423.82 32.14 46.00 -13.86 38.81 22.67 3.31 32.72 0.07 -- -- Peak<br>5 752.65 29.47 46.00 -16.53 29.43 28.13 4.44 32.67 0.14 -- -- Peak<br>6 959.26 33.59 46.00 -12.41 28.80 30.96 4.89 31.28 0.22 -- -- Peak |

| Mode | 63 | |
|---|---|---|
| | SHF | |
| | 2400-2483.5_802.11be EHT40_CH03_Full RU_2422MHz | |
| ANT | 6+7 | |
| Pol. | Horizontal | Vertical |
| Peak | 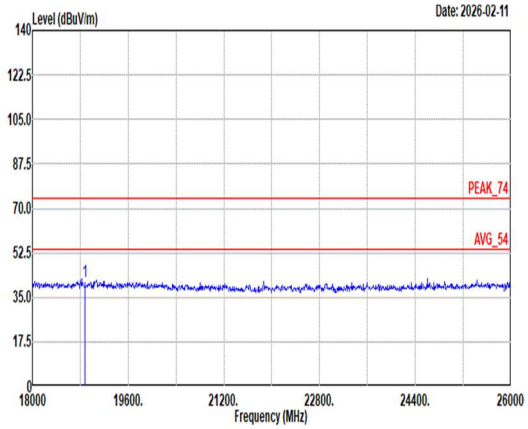 <br>Site : 03CH17-HY<br>Condition: PEAK_74 1m BBHA9170_00994_250109 HORIZONTAL<br><br>Freq Level Limit Line Margin Read Level Ant Factor Cable Loss Preamp Factor Aux Factor APos TPos Remark<br>MHz dBuV/m dBuV/m dB dBuV dB/m dB dB dB cm deg<br>1 18875.14 41.28 74.00 -32.72 51.94 38.55 24.68 64.35 -9.54 -- -- PEAK | 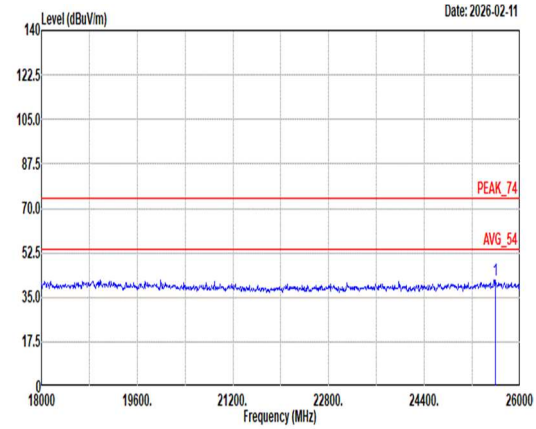 <br>Site : 03CH17-HY<br>Condition: PEAK_74 1m BBHA9170_00994_250109 VERTICAL<br><br>Freq Level Limit Line Margin Read Level Ant Factor Cable Loss Preamp Factor Aux Factor APos TPos Remark<br>MHz dBuV/m dBuV/m dB dBuV dB/m dB dB dB cm deg<br>1 25584.00 41.92 74.00 -32.08 45.04 39.30 28.57 61.45 -9.54 -- -- PEAK |

# Appendix C2.Radiated Spurious Emission Test Data

| | | | |
|---|---|---|---|
| **Test Engineer :** | Leo Li , Karl Hou and, Lucifer Jiang | **Temperature :** | 19~23°C |
| | | **Relative Humidity :** | 60~64.5% |

## Note symbol

| | |
|---|---|
| -L | **Low channel location** |
| -R | **High channel location** |

# C2-1.Radiated Spurious Emission Test Modes

| Mode | Band (MHz) | Antenna | Modulation | Channel | Frequency | Data Rate | RU | Remark |
|---|---|---|---|---|---|---|---|---|
| Mode 35 | 2400-2483.5 | 6+7 | 802.11be EHT40 | 03 | 2422 | MCS0 | Full RU | - |

# C2-2.Summary of each worse mode

| Mode | Modulation | Ch. | Freq. (MHz) | Level (dBuV/m) | Limit (dBuV/m) | Margin (dB) | Pol. | Peak Avg. | Result | RU | Remark |
|---|---|---|---|---|---|---|---|---|---|---|---|
| 35 | 802.11be EHT40 | 03 | 2389.97 | 49.48 | 54.00 | -4.52 | H | Avg. | Pass | Full RU | Band Edge |
| | 802.11be EHT40 | 03 | 7266.00 | 38.93 | 54.00 | -15.07 | H | Avg. | Pass | Full RU | Harmonic |

| Mode | 35 | |
|---|---|---|
| | Band Edge - L | |
| | 2400-2483.5_802.11be EHT40_CH03_Full RU_2422MHz | |
| ANT | 6+7 | |
| Pol. | Horizontal | Fundamental |
| Peak | 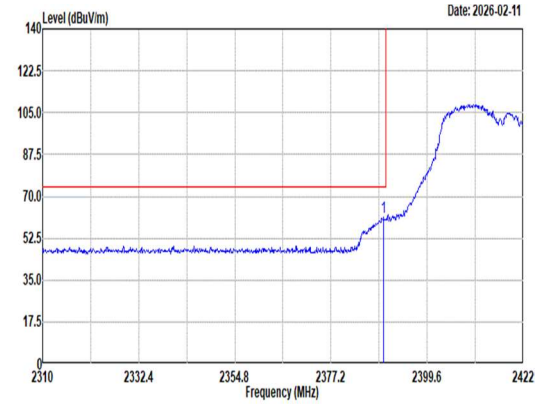 <br>Site : 03CH17-HY<br>Condition: PEAK_BE_74 3m DRH18-E_KV2D06A18ES_251105 HORIZONTAL<br>: RBW:1000.000kHz VBW:3000.000kHz SWT:Auto<br>Freq Level Limit Line Margin Read Level Ant Factor Cable Loss Preamp Factor Aux Factor APos TPos Remark<br>MHz dBuV/m dBuV/m dB dBuV dB/m dB dB dB cm deg<br>1 2389.52 61.10 74.00 -12.90 53.04 26.90 7.67 36.54 10.03 100 64 Peak | 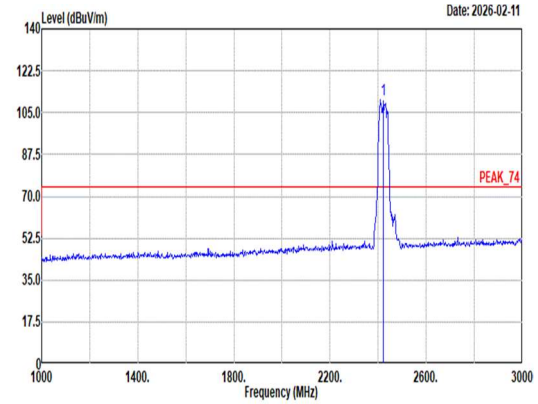 <br>Site : 03CH17-HY<br>Condition: PEAK_74 3m DRH18-E_KV2D06A18ES_251105 HORIZONTAL<br>: RBW:1000.000kHz VBW:3000.000kHz SWT:Auto<br>Freq Level Limit Line Margin Read Level Ant Factor Cable Loss Preamp Factor Aux Factor APos TPos Remark<br>MHz dBuV/m dBuV/m dB dBuV dB/m dB dB dB cm deg<br>1 2422.00 110.19 ------ ------ 102.21 26.80 7.70 36.55 10.03 100 64 Peak |
| Avg | 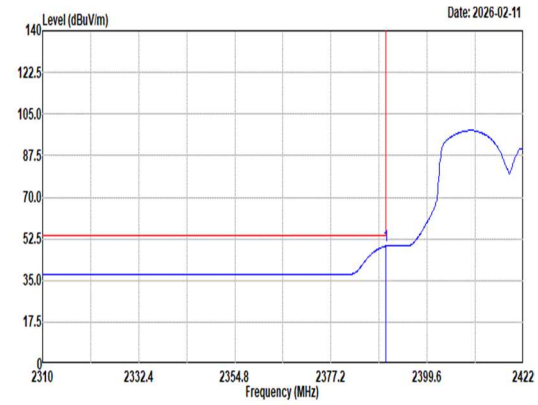 <br>Site : 03CH17-HY<br>Condition: AVG_BE_54 3m DRH18-E_KV2D06A18ES_251105 HORIZONTAL<br>: RBW:1000.000kHz VBW:0.010kHz SWT:Auto<br>Freq Level Limit Line Margin Read Level Ant Factor Cable Loss Preamp Factor Aux Factor APos TPos Remark<br>MHz dBuV/m dBuV/m dB dBuV dB/m dB dB dB cm deg<br>1 2389.97 49.48 54.00 -4.52 41.42 26.90 7.67 36.54 10.03 100 64 Average | 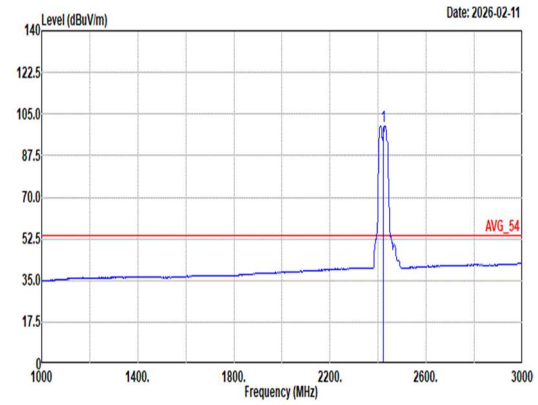 <br>Site : 03CH17-HY<br>Condition: AVG_54 3m DRH18-E_KV2D06A18ES_251105 HORIZONTAL<br>: RBW:1000.000kHz VBW:0.010kHz SWT:Auto<br>Freq Level Limit Line Margin Read Level Ant Factor Cable Loss Preamp Factor Aux Factor APos TPos Remark<br>MHz dBuV/m dBuV/m dB dBuV dB/m dB dB dB cm deg<br>1 2422.00 100.04 ------ ------ 92.06 26.80 7.70 36.55 10.03 100 64 Average |

| Mode | 35 | |
|---|---|---|
| | Band Edge - R | |
| | 2400-2483.5_802.11be EHT40_CH03_Full RU_2422MHz | |
| ANT | 6+7 | |
| Pol. | Horizontal | Fundamental |
| Peak | 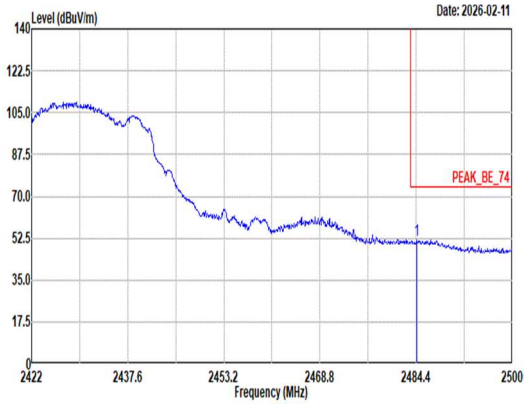 <br>Site : 03CH17-HY<br>Condition: PEAK_BE_74 3m DRH18-E_KV2D06A18ES_251105 HORIZONTAL<br>: RBW:1000.000kHz VBW:3000.000kHz SWT:Auto<br><br>Limit Read Ant Cable Preamp Aux APos TPos<br>Freq Level Line Margin Level Factor Loss Factor Factor Remark<br>MHz dBuV/m dBuV/m dB dBuV dB/m dB dB dB cm deg<br>1 2484.48 51.68 74.00 -22.32 43.71 26.70 7.82 36.58 10.03 100 64 Peak | Blank |
| Avg | 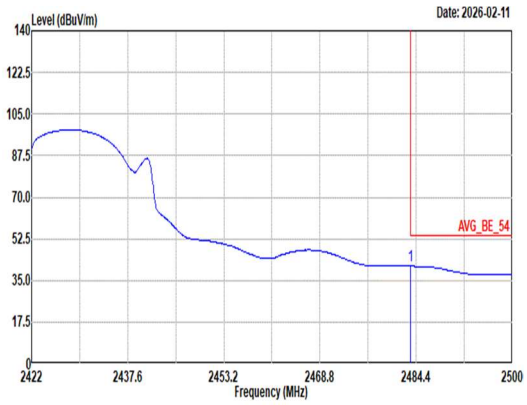 <br>Site : 03CH17-HY<br>Condition: AVG_BE_54 3m DRH18-E_KV2D06A18ES_251105 HORIZONTAL<br>: RBW:1000.000kHz VBW:0.010kHz SWT:Auto<br><br>Limit Read Ant Cable Preamp Aux APos TPos<br>Freq Level Line Margin Level Factor Loss Factor Factor Remark<br>MHz dBuV/m dBuV/m dB dBuV dB/m dB dB dB cm deg<br>1 2483.54 40.97 54.00 -13.03 33.00 26.70 7.82 36.58 10.03 100 64 Average | Blank |

| Mode | 35 | |
|---|---|---|
| | Band Edge - L | |
| | 2400-2483.5_802.11be EHT40_CH03_Full RU_2422MHz | |
| ANT | 6+7 | |
| Pol. | Vertical | Fundamental |
| Peak | 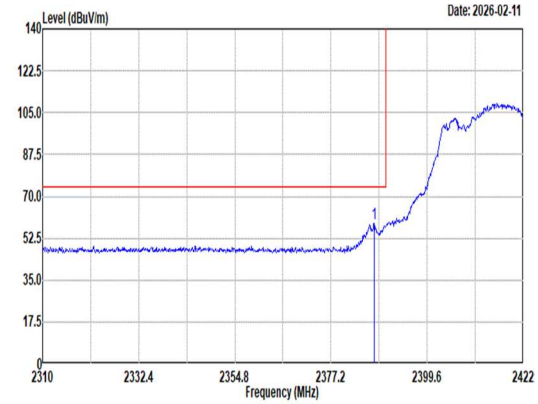 <br>Site : 03CH17-HY<br>Condition: PEAK_BE_74 3m DRH18-E_KV2D06A18ES_251105 VERTICAL<br>: RBW:1000.000kHz VBW:3000.000kHz SWT:Auto<br>Freq Level Limit Line Margin Read Level Ant Factor Cable Loss Preamp Factor Aux Factor APos TPos Remark<br>MHz dBuV/m dBuV/m dB dBuV dB/m dB dB dB cm deg<br>1 2387.28 58.67 74.00 -15.33 50.62 26.90 7.66 36.54 10.03 133 261 Peak | 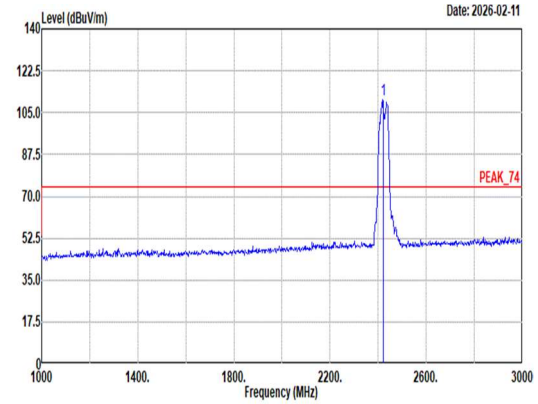 <br>Site : 03CH17-HY<br>Condition: PEAK_74 3m DRH18-E_KV2D06A18ES_251105 VERTICAL<br>: RBW:1000.000kHz VBW:3000.000kHz SWT:Auto<br>Freq Level Limit Line Margin Read Level Ant Factor Cable Loss Preamp Factor Aux Factor APos TPos Remark<br>MHz dBuV/m dBuV/m dB dBuV dB/m dB dB dB cm deg<br>1 2422.00 110.33 ------ ------ 102.34 26.80 7.71 36.55 10.03 133 261 Peak |
| Avg | 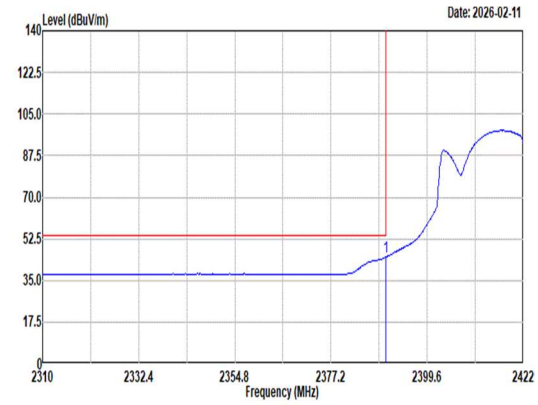 <br>Site : 03CH17-HY<br>Condition: AVG_BE_54 3m DRH18-E_KV2D06A18ES_251105 VERTICAL<br>: RBW:1000.000kHz VBW:0.010kHz SWT:Auto<br>Freq Level Limit Line Margin Read Level Ant Factor Cable Loss Preamp Factor Aux Factor APos TPos Remark<br>MHz dBuV/m dBuV/m dB dBuV dB/m dB dB dB cm deg<br>1 2389.97 44.81 54.00 -9.19 36.75 26.90 7.67 36.54 10.03 133 261 Average | 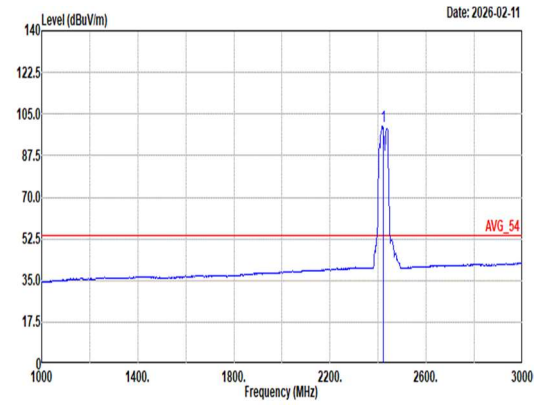 <br>Site : 03CH17-HY<br>Condition: AVG_54 3m DRH18-E_KV2D06A18ES_251105 VERTICAL<br>: RBW:1000.000kHz VBW:0.010kHz SWT:Auto<br>Freq Level Limit Line Margin Read Level Ant Factor Cable Loss Preamp Factor Aux Factor APos TPos Remark<br>MHz dBuV/m dBuV/m dB dBuV dB/m dB dB dB cm deg<br>1 2422.00 99.61 ------ ------ 91.62 26.80 7.71 36.55 10.03 133 261 Average |

| Mode | 35 | |
|---|---|---|
| | Band Edge - R | |
| | 2400-2483.5_802.11be EHT40_CH03_Full RU_2422MHz | |
| ANT | 6+7 | |
| Pol. | Vertical | Fundamental |
| Peak | 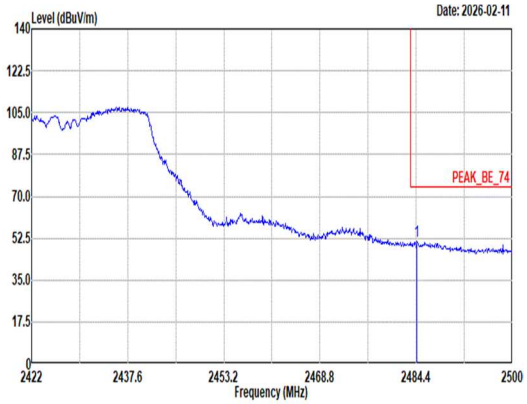 <br>Site : 03CH17-HY<br>Condition: PEAK_BE_74 3m DRH18-E_KV2D06A18ES_251105 VERTICAL<br>: RBW:1000.000kHz VBW:3000.000kHz SWT:Auto<br><br>Limit Read Ant Cable Preamp Aux APos TPos<br>Freq Level Line Margin Level Factor Loss Factor Factor Remark<br>MHz dBuV/m dBuV/m dB dBuV dB/m dB dB dB cm deg<br>1 2484.56 51.18 74.00 -22.82 43.21 26.70 7.82 36.58 10.03 133 261 Peak | Blank |
| Avg | 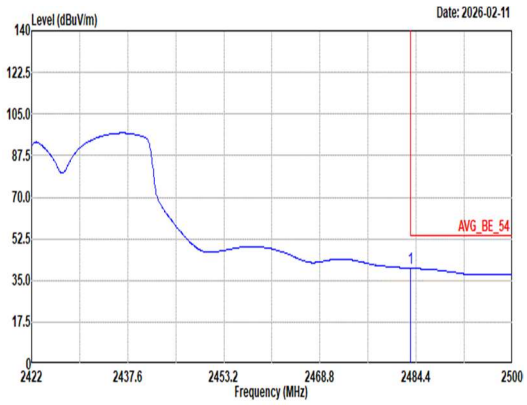 <br>Site : 03CH17-HY<br>Condition: AVG_BE_54 3m DRH18-E_KV2D06A18ES_251105 VERTICAL<br>: RBW:1000.000kHz VBW:0.010kHz SWT:Auto<br><br>Limit Read Ant Cable Preamp Aux APos TPos<br>Freq Level Line Margin Level Factor Loss Factor Factor Remark<br>MHz dBuV/m dBuV/m dB dBuV dB/m dB dB dB cm deg<br>1 2483.54 40.16 54.00 -13.84 32.19 26.70 7.82 36.58 10.03 133 261 Average | Blank |

| Mode | 35 | |
|---|---|---|
| | Harmonic | |
| | 2400-2483.5_802.11be EHT40_CH03_Full RU_2422MHz | |
| ANT | 6+7 | |
| Pol. | Horizontal | Vertical |
| Peak<br>Avg | 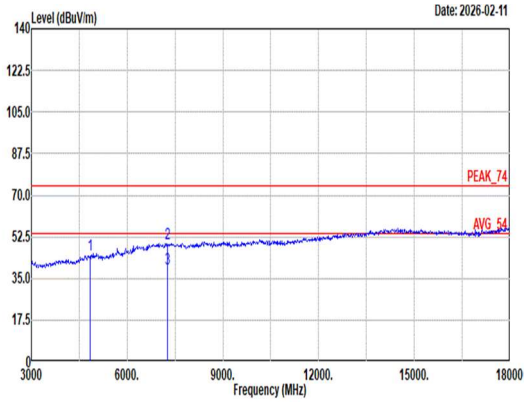 <br>Site : 03CH17-HY<br>Condition: PEAK_74 3m DRH18-E_KV2D06A18ES_251105 HORIZONTAL<br>Freq Level Limit Line Margin Read Level Ant Factor Cable Loss Preamp Factor Aux Factor APos TPos Remark<br>MHz dBuV/m dBuV/m dB dBuV dB/m dB dB dB cm deg<br>1 4844.00 45.01 74.00 -28.99 37.29 32.29 12.34 37.70 0.79 -- -- Peak<br>2 7266.00 49.89 74.00 -24.11 35.61 36.93 15.27 38.85 0.93 -- -- Peak<br>3 7266.00 38.93 54.00 -15.07 24.65 36.93 15.27 38.85 0.93 -- -- Average | 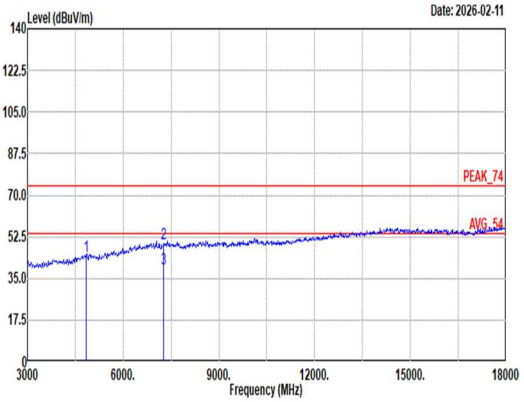 <br>Site : 03CH17-HY<br>Condition: PEAK_74 3m DRH18-E_KV2D06A18ES_251105 VERTICAL<br>Freq Level Limit Line Margin Read Level Ant Factor Cable Loss Preamp Factor Aux Factor APos TPos Remark<br>MHz dBuV/m dBuV/m dB dBuV dB/m dB dB dB cm deg<br>1 4844.00 44.28 74.00 -29.72 36.56 32.29 12.34 37.70 0.79 -- -- Peak<br>2 7266.00 49.58 74.00 -24.42 35.30 36.93 15.27 38.85 0.93 -- -- Peak<br>3 7266.00 38.92 54.00 -15.08 24.64 36.93 15.27 38.85 0.93 -- -- Average |

| Mode | 35 | |
|---|---|---|
| | Harmonic | |
| | 2400-2483.5_802.11be EHT40_CH03_Full RU_2422MHz | |
| ANT | 6+7 | |
| Pol. | Horizontal | Vertical |
| 10.6G ~18G Avg | 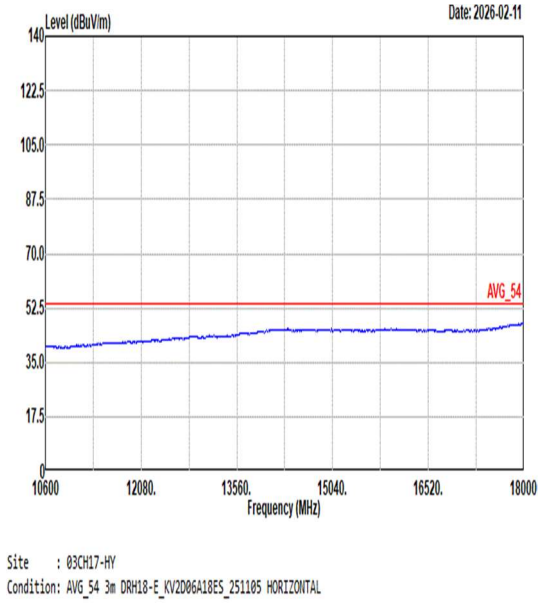 | 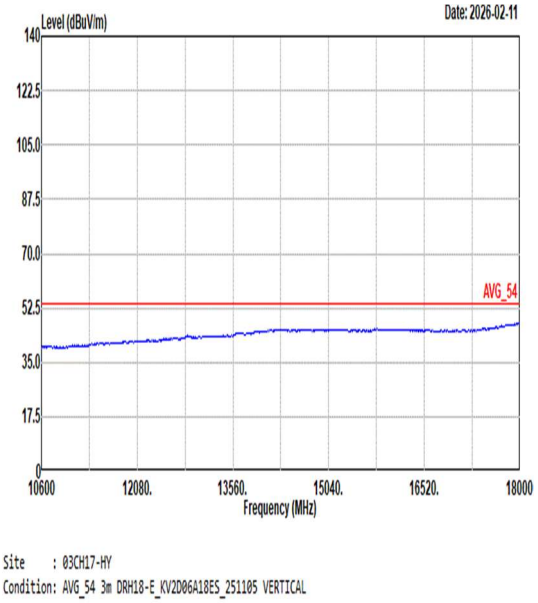 |

# Appendix C3.Radiated Spurious Emission Test Data

| | | | |
|---|---|---|---|
| **Test Engineer :** | Leo Li , Karl Hou and, Lucifer Jiang | **Temperature :** | 19~23°C |
| | | **Relative Humidity :** | 60~64.5% |

## Note symbol

| | |
|---|---|
| -L | **Low channel location** |
| -R | **High channel location** |

# C3-1.Radiated Spurious Emission Test Modes

| Mode | Band (MHz) | Antenna | Modulation | Channel | Frequency | Data Rate | RU | Remark |
|---|---|---|---|---|---|---|---|---|
| Mode 36 | 2400-2483.5 | 6+7 | 802.11be EHT40 | 03 | 2422 | MCS0 | Full RU | - |

# C3-2.Summary of each worse mode

| Mode | Modulation | Ch. | Freq. (MHz) | Level (dBuV/m) | Limit (dBuV/m) | Margin (dB) | Pol. | Peak Avg. | Result | RU | Remark |
|---|---|---|---|---|---|---|---|---|---|---|---|
| 36 | 802.11be EHT40 | 03 | 2389.63 | 50.39 | 54.00 | -3.61 | H | Avg. | Pass | Full RU | Band Edge |
| | 802.11be EHT40 | 03 | 7266.00 | 38.95 | 54.00 | -15.05 | V | Avg. | Pass | Full RU | Harmonic |

| Mode | 36 |
|---|---|
| | Band Edge - L |
| | 2400-2483.5_802.11be EHT40_CH03_Full RU_2422MHz |
| ANT | 6+7 |

| Pol. | Horizontal | Fundamental |
|---|---|---|
| Peak | 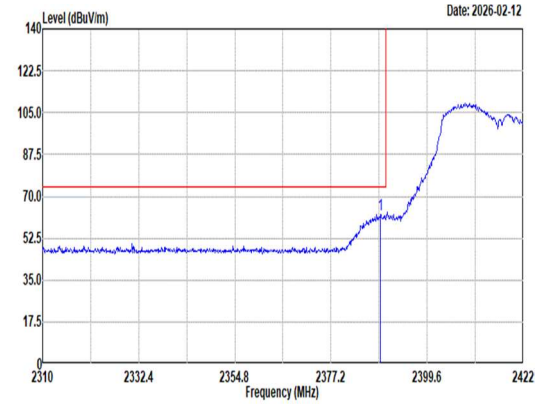 <br>Site : 03CH17-HY<br>Condition: PEAK_BE_74 3m DRH18-E_KV2D06A18ES_251105 HORIZONTAL<br>: RBW:1000.000kHz VBW:3000.000kHz SWT:Auto<br>Freq Level Limit Line Margin Read Level Ant Factor Cable Loss Preamp Factor Aux Factor APos TPos Remark<br>MHz dBuV/m dBuV/m dB dBuV dB/m dB dB dB cm deg<br>1 2388.74 62.56 74.00 -11.44 54.50 26.90 7.67 36.54 10.03 100 65 Peak | 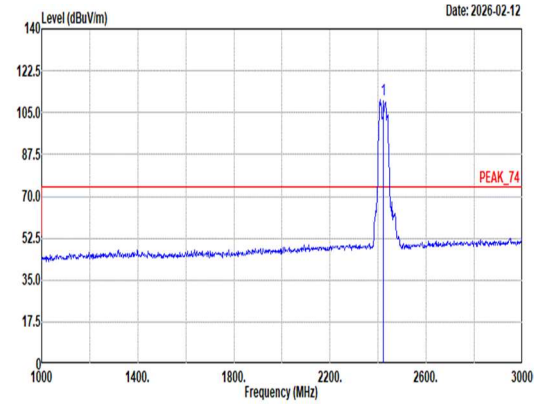 <br>Site : 03CH17-HY<br>Condition: PEAK_74 3m DRH18-E_KV2D06A18ES_251105 HORIZONTAL<br>: RBW:1000.000kHz VBW:3000.000kHz SWT:Auto<br>Freq Level Limit Line Margin Read Level Ant Factor Cable Loss Preamp Factor Aux Factor APos TPos Remark<br>MHz dBuV/m dBuV/m dB dBuV dB/m dB dB dB cm deg<br>1 2422.00 110.44 ------ ------ 102.46 26.80 7.70 36.55 10.03 100 65 Peak |
| Avg | 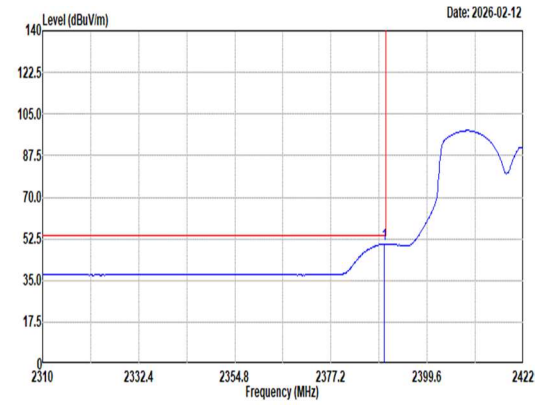 <br>Site : 03CH17-HY<br>Condition: AVG_BE_54 3m DRH18-E_KV2D06A18ES_251105 HORIZONTAL<br>: RBW:1000.000kHz VBW:0.010kHz SWT:Auto<br>Freq Level Limit Line Margin Read Level Ant Factor Cable Loss Preamp Factor Aux Factor APos TPos Remark<br>MHz dBuV/m dBuV/m dB dBuV dB/m dB dB dB cm deg<br>1 2389.63 50.39 54.00 -3.61 42.33 26.90 7.67 36.54 10.03 100 65 Average | 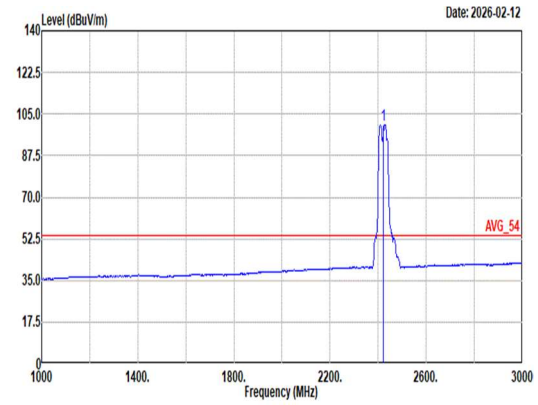 <br>Site : 03CH17-HY<br>Condition: AVG_54 3m DRH18-E_KV2D06A18ES_251105 HORIZONTAL<br>: RBW:1000.000kHz VBW:0.010kHz SWT:Auto<br>Freq Level Limit Line Margin Read Level Ant Factor Cable Loss Preamp Factor Aux Factor APos TPos Remark<br>MHz dBuV/m dBuV/m dB dBuV dB/m dB dB dB cm deg<br>1 2422.00 100.48 ------ ------ 92.51 26.80 7.69 36.55 10.03 100 65 Average |

| Mode | 36 | |
|---|---|---|
| | Band Edge - R | |
| | 2400-2483.5_802.11be EHT40_CH03_Full RU_2422MHz | |
| ANT | 6+7 | |
| Pol. | Horizontal | Fundamental |
| Peak | 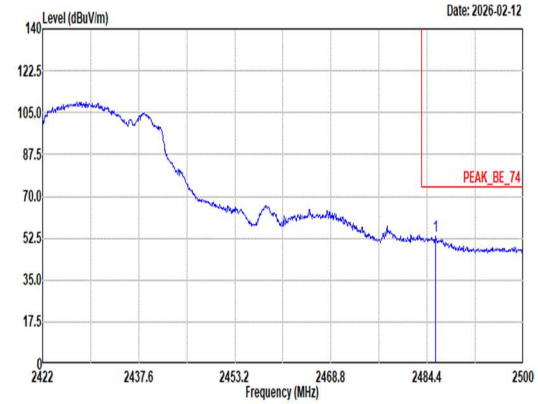 <br>Site : 03CH17-HY<br>Condition: PEAK_BE_74 3m DRH18-E_KV2D06A18ES_251105 HORIZONTAL<br>: RBW:1000.000kHz VBW:3000.000kHz SWT:Auto<br><br>Freq Level Limit Line Margin Read Level Ant Factor Cable Loss Preamp Factor Aux Factor APos TPos Remark<br>MHz dBuV/m dBuV/m dB dBuV dB/m dB dB dB cm deg<br>1 2485.73 53.60 74.00 -20.40 45.62 26.70 7.83 36.58 10.03 100 65 Peak | Blank |
| Avg | 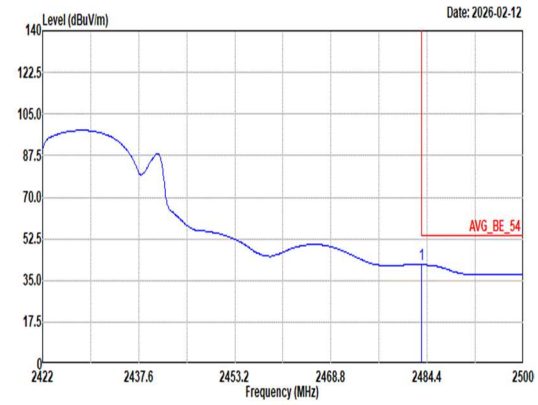 <br>Site : 03CH17-HY<br>Condition: AVG_BE_54 3m DRH18-E_KV2D06A18ES_251105 HORIZONTAL<br>: RBW:1000.000kHz VBW:0.010kHz SWT:Auto<br><br>Freq Level Limit Line Margin Read Level Ant Factor Cable Loss Preamp Factor Aux Factor APos TPos Remark<br>MHz dBuV/m dBuV/m dB dBuV dB/m dB dB dB cm deg<br>1 2483.54 41.60 54.00 -12.40 33.63 26.70 7.82 36.58 10.03 100 65 Average | Blank |

| Mode | 36 | |
|---|---|---|
| | Band Edge - L | |
| | 2400-2483.5_802.11be EHT40_CH03_Full RU_2422MHz | |
| ANT | 6+7 | |
| Pol. | Vertical | Fundamental |
| Peak | 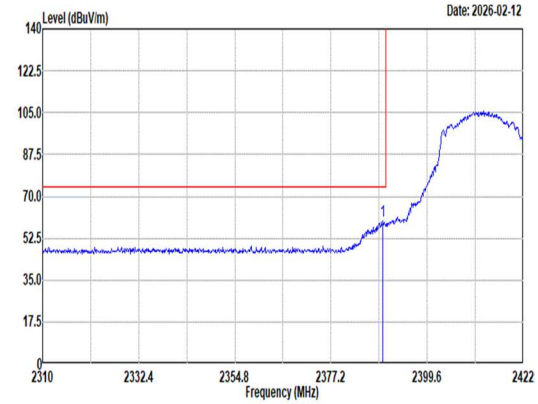 <br>Site : 03CH17-HY<br>Condition: PEAK_BE_74 3m DRH18-E_KV2D06A18ES_251105 VERTICAL<br>: RBW:1000.000kHz VBW:3000.000kHz SWT:Auto<br>Freq Level Limit Line Margin Read Level Ant Factor Cable Loss Preamp Factor Aux Factor APos TPos Remark<br>MHz dBuV/m dBuV/m dB dBuV dB/m dB dB dB cm deg<br>1 2389.30 59.82 74.00 -14.18 51.76 26.90 7.67 36.54 10.03 300 239 Peak | 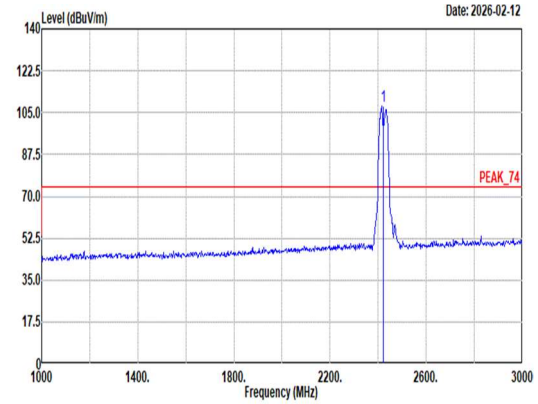 <br>Site : 03CH17-HY<br>Condition: PEAK_74 3m DRH18-E_KV2D06A18ES_251105 VERTICAL<br>: RBW:1000.000kHz VBW:3000.000kHz SWT:Auto<br>Freq Level Limit Line Margin Read Level Ant Factor Cable Loss Preamp Factor Aux Factor APos TPos Remark<br>MHz dBuV/m dBuV/m dB dBuV dB/m dB dB dB cm deg<br>1 2422.00 107.59 ------ ------ 99.61 26.80 7.70 36.55 10.03 300 239 Peak |
| Avg | 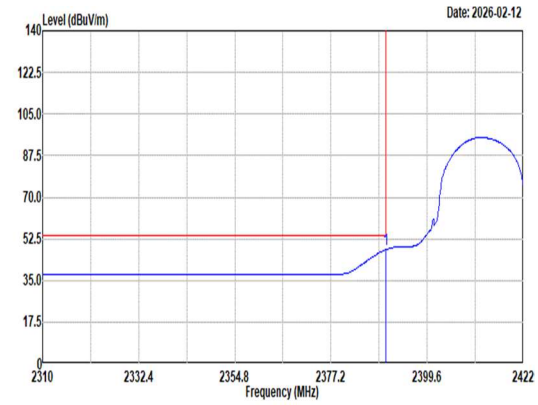 <br>Site : 03CH17-HY<br>Condition: AVG_BE_54 3m DRH18-E_KV2D06A18ES_251105 VERTICAL<br>: RBW:1000.000kHz VBW:0.010kHz SWT:Auto<br>Freq Level Limit Line Margin Read Level Ant Factor Cable Loss Preamp Factor Aux Factor APos TPos Remark<br>MHz dBuV/m dBuV/m dB dBuV dB/m dB dB dB cm deg<br>1 2389.97 47.98 54.00 -6.02 39.92 26.90 7.67 36.54 10.03 300 239 Average | 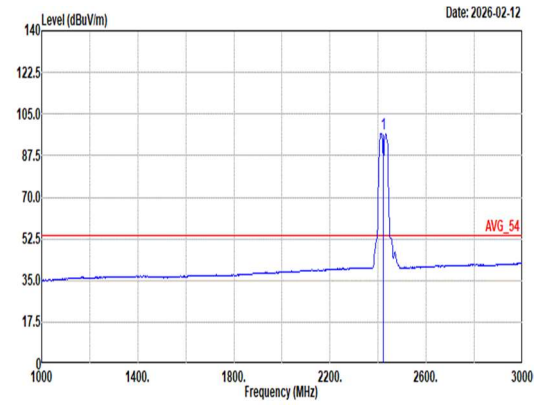 <br>Site : 03CH17-HY<br>Condition: AVG_54 3m DRH18-E_KV2D06A18ES_251105 VERTICAL<br>: RBW:1000.000kHz VBW:0.010kHz SWT:Auto<br>Freq Level Limit Line Margin Read Level Ant Factor Cable Loss Preamp Factor Aux Factor APos TPos Remark<br>MHz dBuV/m dBuV/m dB dBuV dB/m dB dB dB cm deg<br>1 2422.00 96.88 ------ ------ 88.90 26.80 7.70 36.55 10.03 300 239 Average |

| Mode | 36 | |
|---|---|---|
| | Band Edge - R | |
| | 2400-2483.5_802.11be EHT40_CH03_Full RU_2422MHz | |
| ANT | 6+7 | |
| Pol. | Vertical | Fundamental |
| Peak | 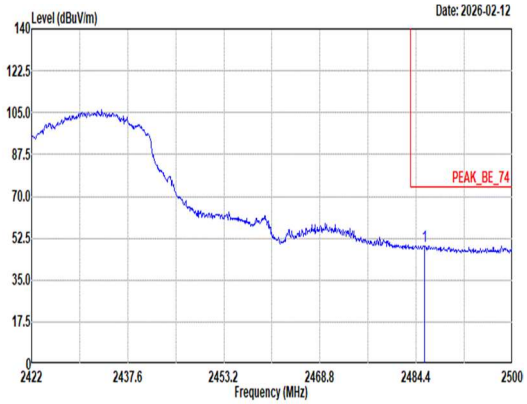 <br>Site : 03CH17-HY<br>Condition: PEAK_BE_74 3m DRH18-E_KV2D06A18ES_251105 VERTICAL<br>: RBW:1000.000kHz VBW:3000.000kHz SWT:Auto<br><br>Freq Level Limit Line Margin Read Level Ant Factor Cable Loss Preamp Factor Aux Factor APos TPos Remark<br>MHz dBuV/m dBuV/m dB dBuV dB/m dB dB dB cm deg<br>1 2485.73 49.38 74.00 -24.62 41.40 26.70 7.83 36.58 10.03 300 239 Peak | Blank |
| Avg | 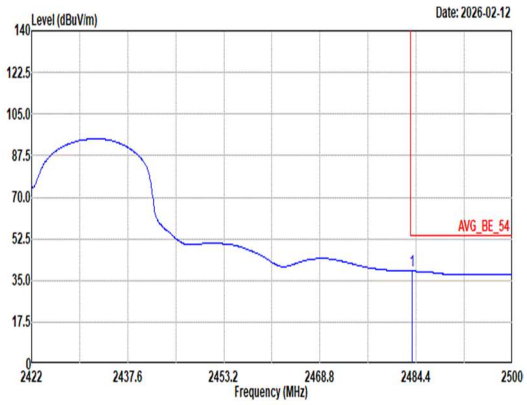 <br>Site : 03CH17-HY<br>Condition: AVG_BE_54 3m DRH18-E_KV2D06A18ES_251105 VERTICAL<br>: RBW:1000.000kHz VBW:0.010kHz SWT:Auto<br><br>Freq Level Limit Line Margin Read Level Ant Factor Cable Loss Preamp Factor Aux Factor APos TPos Remark<br>MHz dBuV/m dBuV/m dB dBuV dB/m dB dB dB cm deg<br>1 2483.70 38.89 54.00 -15.11 30.92 26.70 7.82 36.58 10.03 300 239 Average | Blank |

| Mode | 36 | |
|---|---|---|
| | Harmonic | |
| | 2400-2483.5_802.11be EHT40_CH03_Full RU_2422MHz | |
| ANT | 6+7 | |
| Pol. | Horizontal | Vertical |
| Peak<br>Avg | 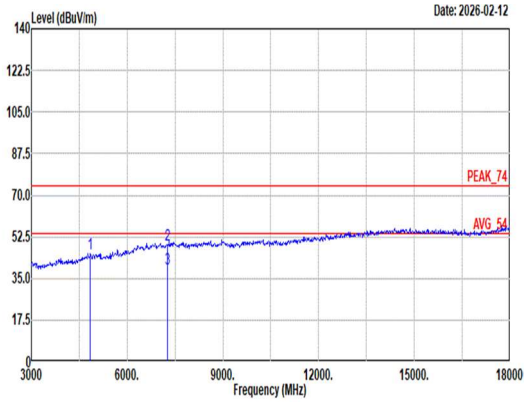 <br>Site : 03CH17-HY<br>Condition: PEAK_74 3m DRH18-E_KV2D06A18ES_251105 HORIZONTAL<br>Freq Level Limit Line Margin Read Level Ant Factor Cable Loss Preamp Factor Aux Factor APos TPos Remark<br>MHz dBuV/m dBuV/m dB dBuV dB/m dB dB dB cm deg<br>1 4844.00 45.62 74.00 -28.38 37.90 32.29 12.34 37.70 0.79 -- -- Peak<br>2 7266.00 49.34 74.00 -24.66 35.06 36.93 15.27 38.85 0.93 -- -- Peak<br>3 7266.00 38.92 54.00 -15.08 24.64 36.93 15.27 38.85 0.93 -- -- Average | 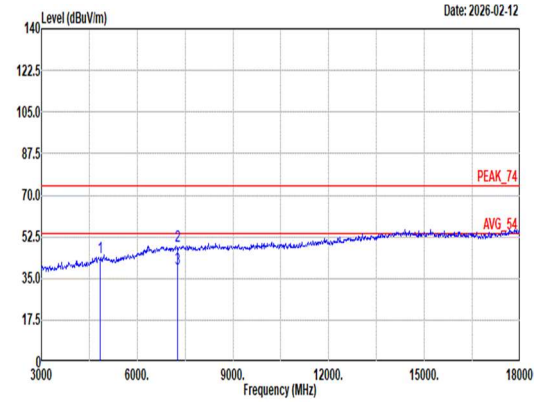 <br>Site : 03CH17-HY<br>Condition: PEAK_74 3m DRH18-E_KV2D06A18ES_251105 VERTICAL<br>Freq Level Limit Line Margin Read Level Ant Factor Cable Loss Preamp Factor Aux Factor APos TPos Remark<br>MHz dBuV/m dBuV/m dB dBuV dB/m dB dB dB cm deg<br>1 4844.00 43.80 74.00 -30.20 36.08 32.29 12.34 37.70 0.79 -- -- Peak<br>2 7266.00 48.51 74.00 -25.49 34.23 36.93 15.27 38.85 0.93 -- -- Peak<br>3 7266.00 38.95 54.00 -15.05 24.67 36.93 15.27 38.85 0.93 -- -- Average |

| Mode | 36 | |
|---|---|---|
| | Harmonic | |
| | 2400-2483.5_802.11be EHT40_CH03_Full RU_2422MHz | |
| ANT | 6+7 | |
| Pol. | Horizontal | Vertical |
| 10.6G ~18G Avg | 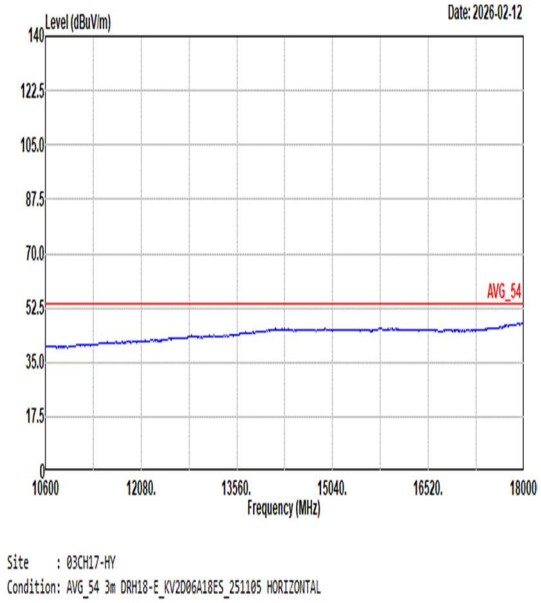  | 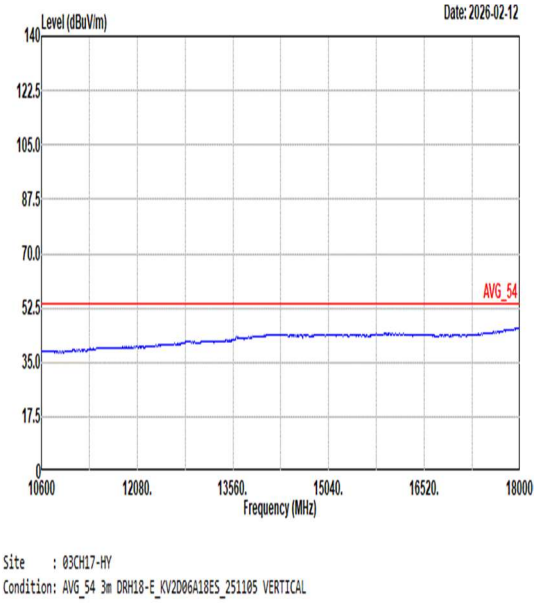  |

# Appendix C4.Radiated Spurious Emission Test Data

| | | | |
|---|---|---|---|
| **Test Engineer :** | Leo Li , Karl Hou and, Lucifer Jiang | **Temperature :** | 19~23°C |
| | | **Relative Humidity :** | 60~64.5% |

## Note symbol

| | |
|---|---|
| -L | **Low channel location** |
| -R | **High channel location** |

# C4-1.Radiated Spurious Emission Test Modes

| Mode | Band (MHz) | Antenna | Modulation | Channel | Frequency | Data Rate | RU | Remark |
|---|---|---|---|---|---|---|---|---|
| Mode 37 | 2400-2483.5 | 6+7 | 802.11be EHT40 | 03 | 2422 | MCS0 | Full RU | - |

# C4-2.Summary of each worse mode

| Mode | Modulation | Ch. | Freq. (MHz) | Level (dBuV/m) | Limit (dBuV/m) | Margin (dB) | Pol. | Peak Avg. | Result | RU | Remark |
|---|---|---|---|---|---|---|---|---|---|---|---|
| 37 | 802.11be EHT40 | 03 | 2389.97 | 48.24 | 54.00 | -5.76 | H | Avg. | Pass | Full RU | Band Edge |
| | 802.11be EHT40 | 03 | 7266.00 | 39.06 | 54.00 | -14.94 | V | Avg. | Pass | Full RU | Harmonic |

| Mode | 37 | |
|---|---|---|
| | Band Edge - L | |
| | 2400-2483.5_802.11be EHT40_CH03_Full RU_2422MHz | |
| ANT | 6+7 | |
| Pol. | Horizontal | Fundamental |
| Peak | 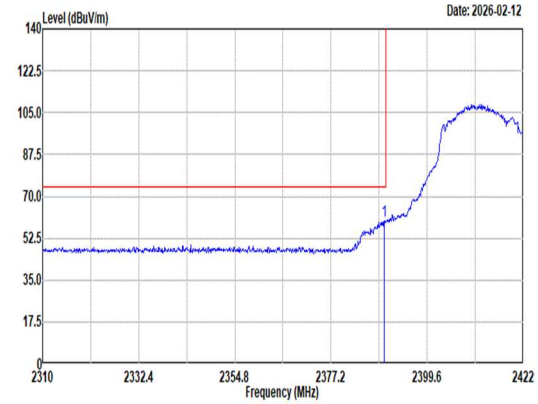 <br>Site : 03CH17-HY<br>Condition: PEAK_BE_74 3m DRH18-E_KV2D06A18ES_251105 HORIZONTAL<br>: RBW:1000.000kHz VBW:3000.000kHz SWT:Auto<br>Freq Level Limit Line Margin Read Level Ant Factor Cable Loss Preamp Factor Aux Factor APos TPos Remark<br>MHz dBuV/m dBuV/m dB dBuV dB/m dB dB dB cm deg<br>1 2389.63 59.89 74.00 -14.11 51.83 26.90 7.67 36.54 10.03 100 296 Peak | 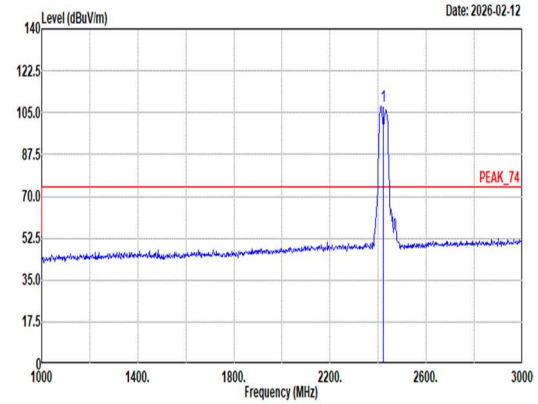 <br>Site : 03CH17-HY<br>Condition: PEAK_74 3m DRH18-E_KV2D06A18ES_251105 HORIZONTAL<br>: RBW:1000.000kHz VBW:3000.000kHz SWT:Auto<br>Freq Level Limit Line Margin Read Level Ant Factor Cable Loss Preamp Factor Aux Factor APos TPos Remark<br>MHz dBuV/m dBuV/m dB dBuV dB/m dB dB dB cm deg<br>1 2422.00 107.68 ------ ------ 99.70 26.80 7.70 36.55 10.03 100 296 Peak |
| Avg | 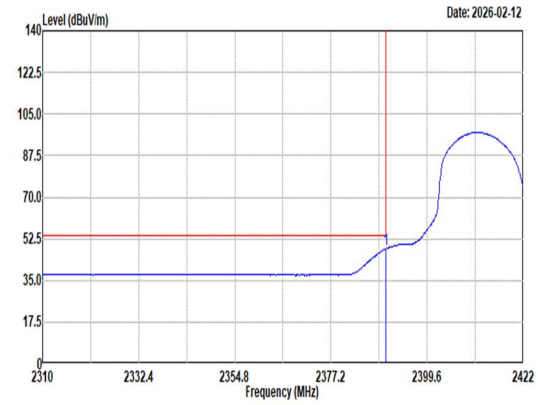 <br>Site : 03CH17-HY<br>Condition: AVG_BE_54 3m DRH18-E_KV2D06A18ES_251105 HORIZONTAL<br>: RBW:1000.000kHz VBW:0.010kHz SWT:Auto<br>Freq Level Limit Line Margin Read Level Ant Factor Cable Loss Preamp Factor Aux Factor APos TPos Remark<br>MHz dBuV/m dBuV/m dB dBuV dB/m dB dB dB cm deg<br>1 2389.97 48.24 54.00 -5.76 40.18 26.90 7.67 36.54 10.03 100 296 Average | 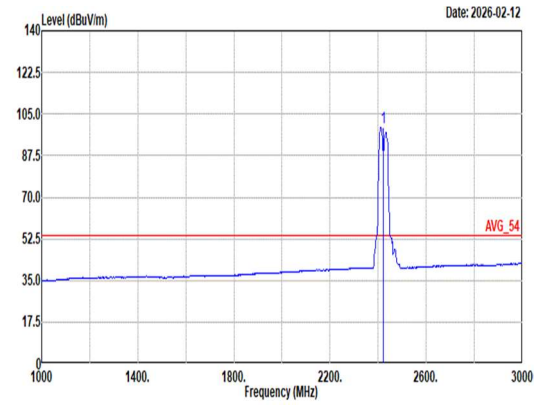 <br>Site : 03CH17-HY<br>Condition: AVG_54 3m DRH18-E_KV2D06A18ES_251105 HORIZONTAL<br>: RBW:1000.000kHz VBW:0.010kHz SWT:Auto<br>Freq Level Limit Line Margin Read Level Ant Factor Cable Loss Preamp Factor Aux Factor APos TPos Remark<br>MHz dBuV/m dBuV/m dB dBuV dB/m dB dB dB cm deg<br>1 2422.00 99.09 ------ ------ 91.11 26.80 7.70 36.55 10.03 100 296 Average |

| Mode | 37 | |
|---|---|---|
| | Band Edge - R | |
| | 2400-2483.5_802.11be EHT40_CH03_Full RU_2422MHz | |
| ANT | 6+7 | |
| Pol. | Horizontal | Fundamental |
| Peak | 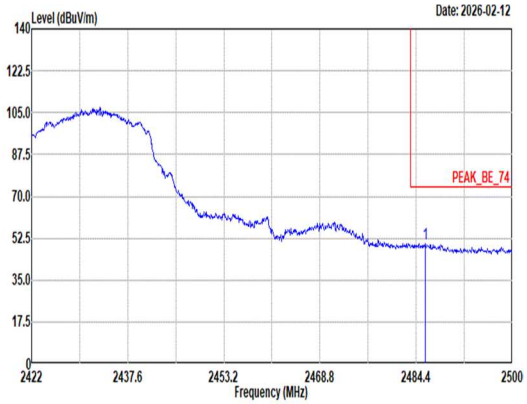 <br>Site : 03CH17-HY<br>Condition: PEAK_BE_74 3m DRH18-E_KV2D06A18ES_251105 HORIZONTAL<br>: RBW:1000.000kHz VBW:3000.000kHz SWT:Auto<br><br>Freq Level Limit Line Margin Read Level Ant Factor Cable Loss Preamp Factor Aux Factor APos TPos Remark<br>MHz dBuV/m dBuV/m dB dBuV dB/m dB dB dB cm deg<br>1 2485.88 50.15 74.00 -23.85 42.17 26.70 7.83 36.58 10.03 100 296 Peak | Blank |
| Avg | 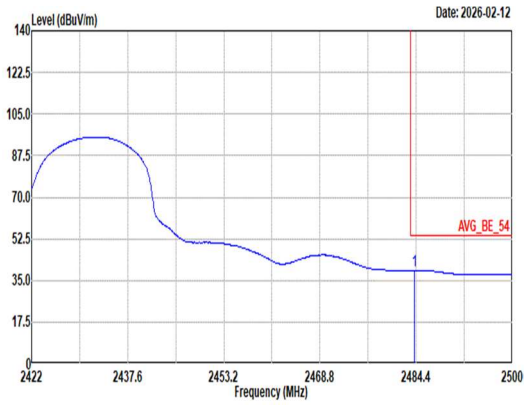 <br>Site : 03CH17-HY<br>Condition: AVG_BE_54 3m DRH18-E_KV2D06A18ES_251105 HORIZONTAL<br>: RBW:1000.000kHz VBW:0.010kHz SWT:Auto<br><br>Freq Level Limit Line Margin Read Level Ant Factor Cable Loss Preamp Factor Aux Factor APos TPos Remark<br>MHz dBuV/m dBuV/m dB dBuV dB/m dB dB dB cm deg<br>1 2484.09 39.30 54.00 -14.70 31.33 26.70 7.82 36.58 10.03 100 296 Average | Blank |

| Mode | 37 | |
|---|---|---|
| | Band Edge - L | |
| | 2400-2483.5_802.11be EHT40_CH03_Full RU_2422MHz | |
| ANT | 6+7 | |
| Pol. | Vertical | Fundamental |
| Peak | 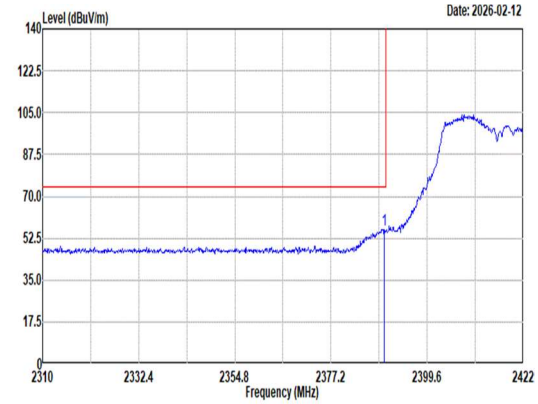 <br>Site : 03CH17-HY<br>Condition: PEAK_BE_74 3m DRH18-E_KV2D06A18ES_251105 VERTICAL<br>: RBW:1000.000kHz VBW:3000.000kHz SWT:Auto<br>Freq Level Limit Line Margin Read Level Ant Factor Cable Loss Preamp Factor Aux Factor APos TPos Remark<br>MHz dBuV/m dBuV/m dB dBuV dB/m dB dB dB cm deg<br>1 2389.63 56.21 74.00 -17.79 48.15 26.90 7.67 36.54 10.03 399 0 Peak | 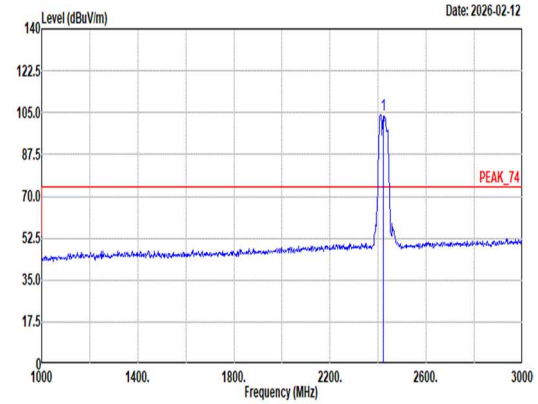 <br>Site : 03CH17-HY<br>Condition: PEAK_74 3m DRH18-E_KV2D06A18ES_251105 VERTICAL<br>: RBW:1000.000kHz VBW:3000.000kHz SWT:Auto<br>Freq Level Limit Line Margin Read Level Ant Factor Cable Loss Preamp Factor Aux Factor APos TPos Remark<br>MHz dBuV/m dBuV/m dB dBuV dB/m dB dB dB cm deg<br>1 2422.00 104.19 ------ ------ 96.21 26.80 7.70 36.55 10.03 399 0 Peak |
| Avg | 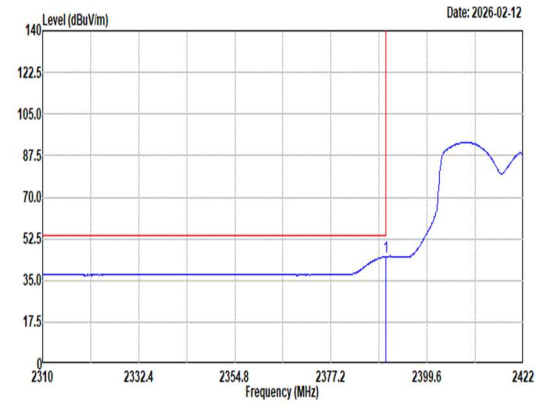 <br>Site : 03CH17-HY<br>Condition: AVG_BE_54 3m DRH18-E_KV2D06A18ES_251105 VERTICAL<br>: RBW:1000.000kHz VBW:0.010kHz SWT:Auto<br>Freq Level Limit Line Margin Read Level Ant Factor Cable Loss Preamp Factor Aux Factor APos TPos Remark<br>MHz dBuV/m dBuV/m dB dBuV dB/m dB dB dB cm deg<br>1 2389.97 45.03 54.00 -8.97 36.97 26.90 7.67 36.54 10.03 399 0 Average | 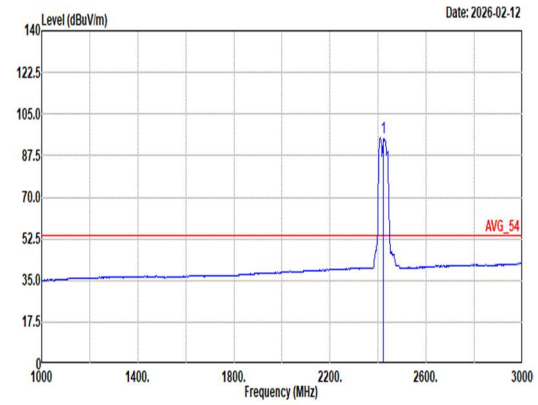 <br>Site : 03CH17-HY<br>Condition: AVG_54 3m DRH18-E_KV2D06A18ES_251105 VERTICAL<br>: RBW:1000.000kHz VBW:0.010kHz SWT:Auto<br>Freq Level Limit Line Margin Read Level Ant Factor Cable Loss Preamp Factor Aux Factor APos TPos Remark<br>MHz dBuV/m dBuV/m dB dBuV dB/m dB dB dB cm deg<br>1 2422.00 94.84 ------ ------ 86.87 26.80 7.69 36.55 10.03 399 0 Average |

| Mode | 37 | |
|---|---|---|
| | Band Edge - R | |
| | 2400-2483.5_802.11be EHT40_CH03_Full RU_2422MHz | |
| ANT | 6+7 | |
| Pol. | Vertical | Fundamental |
| Peak | 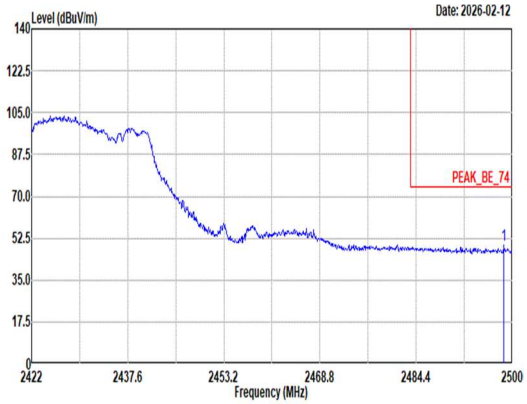 <br>Site : 03CH17-HY<br>Condition: PEAK_BE_74 3m DRH18-E_KV2D06A18ES_251105 VERTICAL<br>: RBW:1000.000kHz VBW:3000.000kHz SWT:Auto<br><br>Limit Read Ant Cable Preamp Aux APos TPos<br>Freq Level Line Margin Level Factor Loss Factor Factor Remark<br>MHz dBuV/m dBuV/m dB dBuV dB/m dB dB dB cm deg<br>1 2498.67 49.55 74.00 -24.45 41.47 26.79 7.85 36.59 10.03 399 0 Peak | Blank |
| Avg | 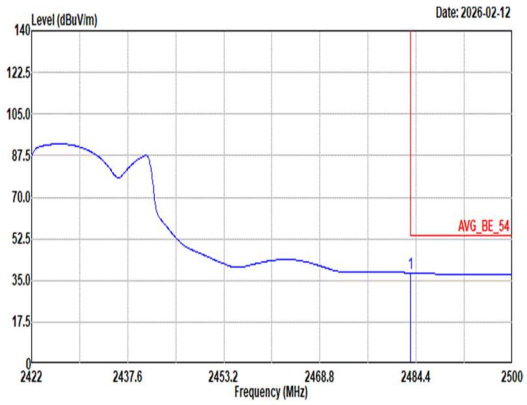 <br>Site : 03CH17-HY<br>Condition: AVG_BE_54 3m DRH18-E_KV2D06A18ES_251105 VERTICAL<br>: RBW:1000.000kHz VBW:0.010kHz SWT:Auto<br><br>Limit Read Ant Cable Preamp Aux APos TPos<br>Freq Level Line Margin Level Factor Loss Factor Factor Remark<br>MHz dBuV/m dBuV/m dB dBuV dB/m dB dB dB cm deg<br>1 2483.54 38.21 54.00 -15.79 30.24 26.70 7.82 36.58 10.03 399 0 Average | Blank |

| Mode | 37 | |
|---|---|---|
| | Harmonic | |
| | 2400-2483.5_802.11be EHT40_CH03_Full RU_2422MHz | |
| ANT | 6+7 | |
| Pol. | Horizontal | Vertical |
| Peak<br>Avg | 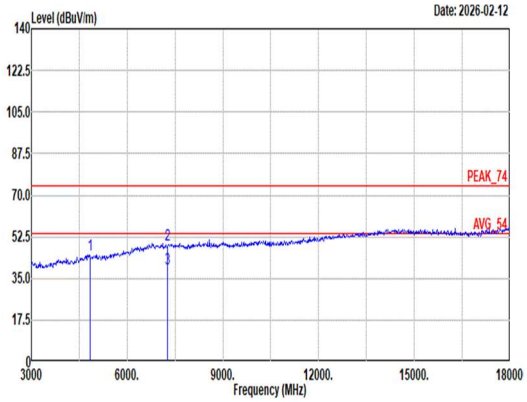 <br><br>Site : 03CH17-HY<br>Condition: PEAK_74 3m DRH18-E_KV2D06A18ES_251105 HORIZONTAL<br>Freq Level Limit Line Margin Read Level Ant Factor Cable Loss Preamp Factor Aux Factor APos TPos Remark<br>MHz dBuV/m dBuV/m dB dBuV dB/m dB dB dB cm deg<br>1 4844.00 44.70 74.00 -29.30 36.98 32.29 12.34 37.70 0.79 -- -- Peak<br>2 7266.00 49.34 74.00 -24.66 35.06 36.93 15.27 38.85 0.93 -- -- Peak<br>3 7266.00 39.05 54.00 -14.95 24.77 36.93 15.27 38.85 0.93 -- -- Average | 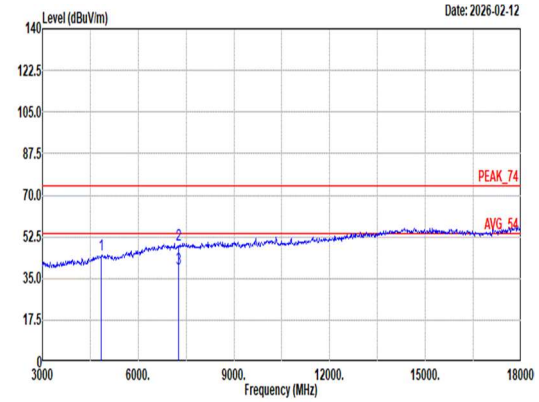 <br><br>Site : 03CH17-HY<br>Condition: PEAK_74 3m DRH18-E_KV2D06A18ES_251105 VERTICAL<br>Freq Level Limit Line Margin Read Level Ant Factor Cable Loss Preamp Factor Aux Factor APos TPos Remark<br>MHz dBuV/m dBuV/m dB dBuV dB/m dB dB dB cm deg<br>1 4844.00 45.05 74.00 -28.95 37.33 32.29 12.34 37.70 0.79 -- -- Peak<br>2 7266.00 49.20 74.00 -24.80 34.92 36.93 15.27 38.85 0.93 -- -- Peak<br>3 7266.00 39.06 54.00 -14.94 24.78 36.93 15.27 38.85 0.93 -- -- Average |

| Mode | 37 | |
|---|---|---|
| | Harmonic | |
| | 2400-2483.5_802.11be EHT40_CH03_Full RU_2422MHz | |
| ANT | 6+7 | |
| Pol. | Horizontal | Vertical |
| 10.6G ~18G Avg | 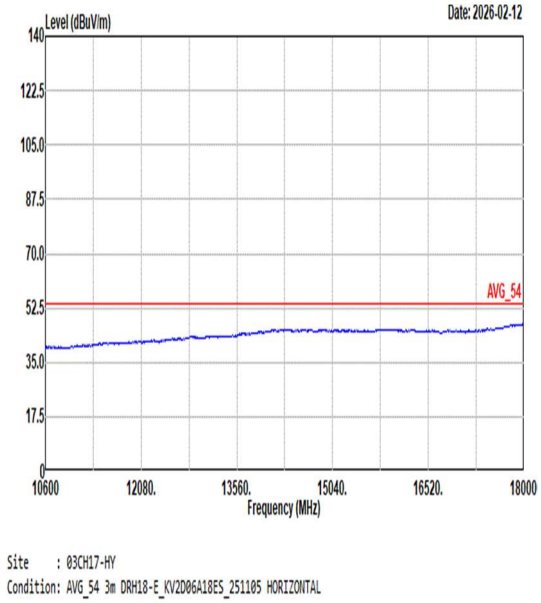 | 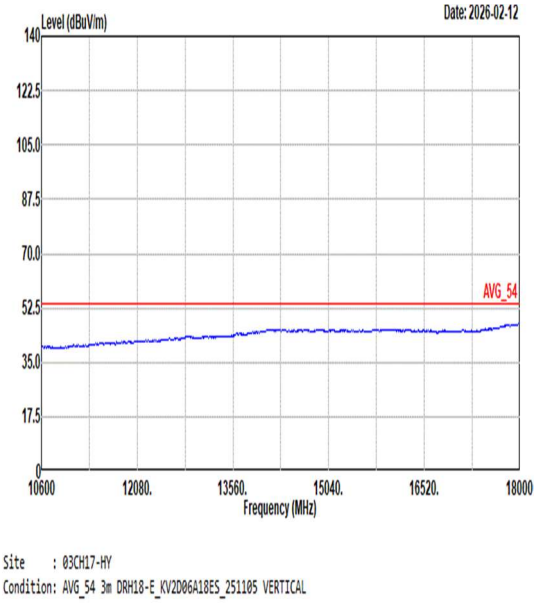 |

# Appendix D. Duty Cycle Plots

**<Sample 1>**

| Antenna | Band | Duty Cycle (%) | T(us) | 1/T(kHz) | VBW Setting |
|---|---|---|---|---|---|
| 6+7 | 2.4G 11b | 97.36 | 664 | 1.51 | 1.6KHz |
| 6+7 | 2.4G 11g | 99.29 | - | - | 10Hz |
| 6+7 | 2.4GHz 802.11be EHT20 Full RU | 99.71 | - | - | 10Hz |
| 6+7 | 2.4GHz 802.11be EHT20 106 RU | 99.35 | - | - | 10Hz |
| 6+7 | 2.4GHz 802.11be EHT40 Full RU | 99.56 | - | - | 10Hz |
| 6+7 | 2.4GHz 802.11be EHT40 242 RU | 99.42 | - | - | 10Hz |

**<Ant. 6+7>**

**2.4G 11b**

**2.4G 11g**

**2.4GHz 802.11be EHT20 Full RU**

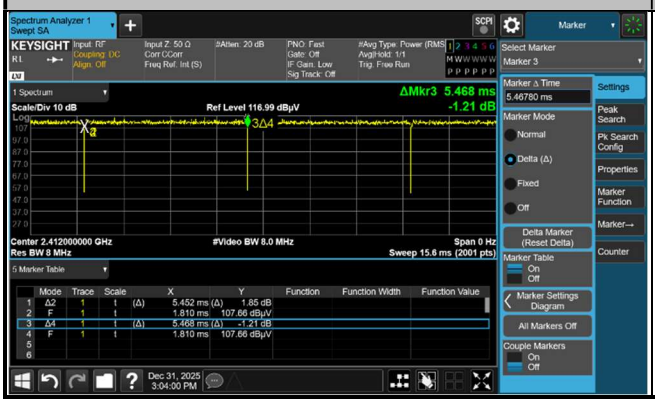


**2.4GHz 802.11be EHT20 106 RU**

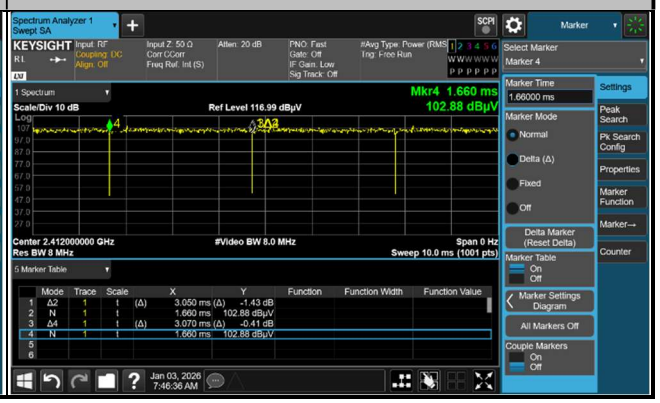

2.4GHz 802.11be EHT40 Full RU

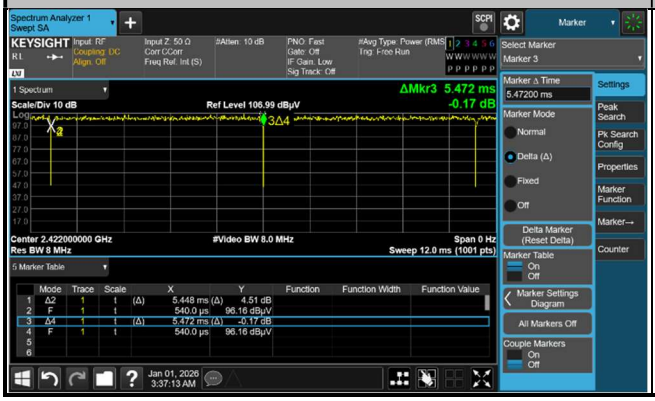


2.4GHz 802.11be EHT40 242 RU

**<Sample 2>**

| Antenna | Band | Duty Cycle (%) | T(us) | 1/T(kHz) | VBW Setting |
|---|---|---|---|---|---|
| 6+7 | 2.4GHz 802.11be EHT40 Full RU | 99.73 | - | - | 10Hz |

**<Ant. 6+7>**

2.4GHz 802.11be EHT40 Full RU

**<Sample 3>**

| Antenna | Band | Duty Cycle (%) | T(us) | 1/T(kHz) | VBW Setting |
|---|---|---|---|---|---|
| 6+7 | 2.4GHz 802.11be EHT40 Full RU | 99.73 | - | - | 10Hz |

**<Ant. 6+7>**

**2.4GHz 802.11be EHT40 Full RU**

**<Sample 4>**

| Antenna | Band | Duty Cycle (%) | T(us) | 1/T(kHz) | VBW Setting |
|---|---|---|---|---|---|
| 6+7 | 2.4GHz 802.11be EHT40 Full RU | 99.58 | - | - | 10Hz |

**<Ant. 6+7>**

**2.4GHz 802.11be EHT40 Full RU**