Mode	136	
	Band Edge - L	
	U-NII-2A_5.25-5.35_802.11be EHT80_CH58_20MHz Puncture Location 1_5290MHz	
ANT	6+7	
Pol.	Horizontal	Fundamental
Peak	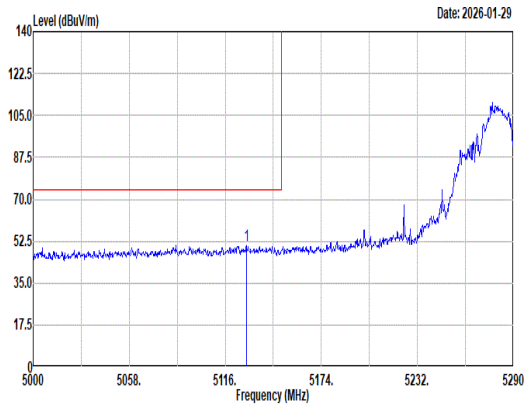 Site : 03CH17-HY Condition: PEAK_BE_74 3m DRH18-E_KV2D06A18ES_251105 HORIZONTAL : RBW:1000.000kHz VBW:3000.000kHz SWT:Auto 1 5128.76 50.93 74.00 -23.07 43.95 32.66 12.18 37.86 0.00 185 344 Peak	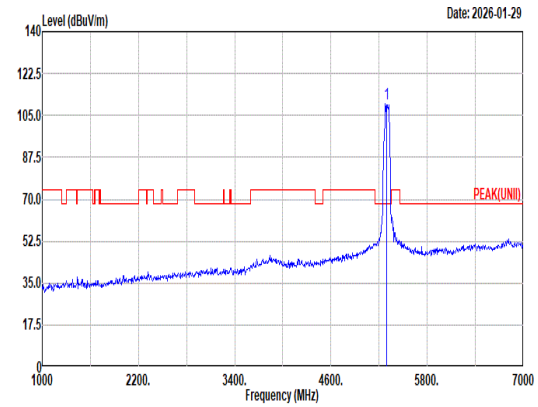 Site : 03CH17-HY Condition: PEAK(UNII) 3m DRH18-E_KV2D06A18ES_251105 HORIZONTAL : RBW:1000.000kHz VBW:3000.000kHz SWT:Auto 1 5290.00 110.12 ------ ------ 103.00 32.44 12.64 37.96 0.00 185 344 Peak
Avg	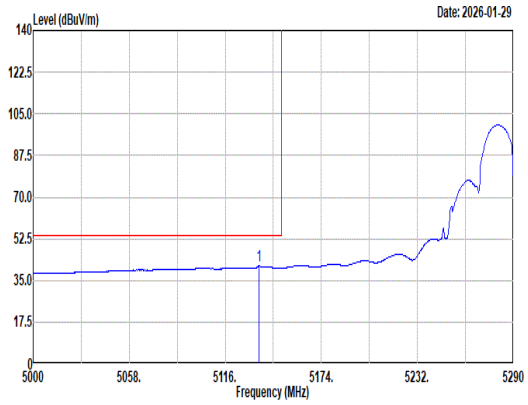 Site : 03CH17-HY Condition: AVG_BE_54 3m DRH18-E_KV2D06A18ES_251105 HORIZONTAL : RBW:1000.000kHz VBW:0.010kHz SWT:Auto 1 5136.30 41.41 54.00 -12.59 34.42 32.67 12.18 37.86 0.00 185 344 Average	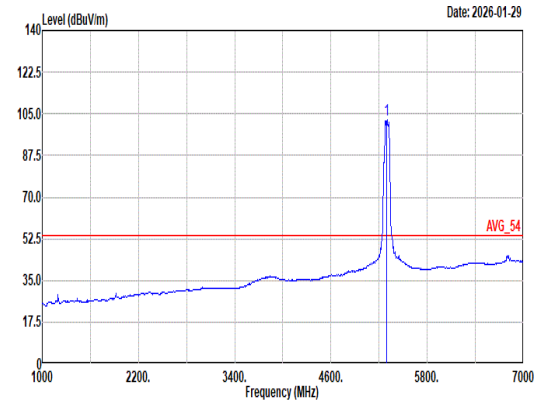 Site : 03CH17-HY Condition: AVG_54 3m DRH18-E_KV2D06A18ES_251105 HORIZONTAL : RBW:1000.000kHz VBW:0.010kHz SWT:Auto 1 5290.00 102.30 ------ ------ 95.12 32.40 12.76 37.98 0.00 185 344 Average

Mode	136	
	Band Edge - R	
	U-NII-2A_5.25-5.35_802.11be EHT80_CH58_20MHz Puncture Location 1_5290MHz	
ANT	6+7	
Pol.	Horizontal	Fundamental
Peak	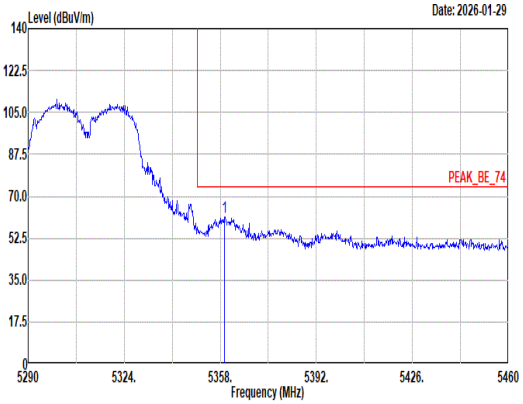 Site : 03CH17-HY Condition: PEAK_BE_74 3m DRH18-E_KV2D06A18ES_251105 HORIZONTAL : RBW:1000.000kHz VBW:3000.000kHz SWT:Auto Limit Read Ant Cable Preamp Aux APos TPos Freq Level Line Margin Level Factor Loss Factor Factor Remark MHz dBuV/m dBuV/m dB dBuV dB/m dB dB dB cm deg 1 5359.36 61.36 74.00 -12.64 53.94 32.38 13.05 38.01 0.00 185 344 Peak	Blank
Avg	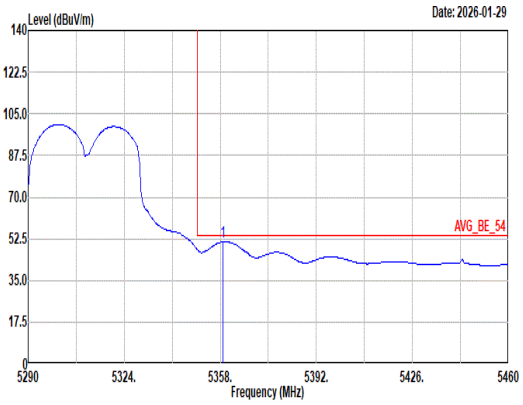 Site : 03CH17-HY Condition: AVG_BE_54 3m DRH18-E_KV2D06A18ES_251105 HORIZONTAL : RBW:1000.000kHz VBW:0.010kHz SWT:Auto Limit Read Ant Cable Preamp Aux APos TPos Freq Level Line Margin Level Factor Loss Factor Factor Remark MHz dBuV/m dBuV/m dB dBuV dB/m dB dB dB cm deg 1 5358.85 51.19 54.00 -2.81 43.78 32.38 13.04 38.01 0.00 185 344 Average	Blank

Mode	136	
	Band Edge - L	
	U-NII-2A_5.25-5.35_802.11be EHT80_CH58_20MHz Puncture Location 1_5290MHz	
ANT	6+7	
Pol.	Vertical	Fundamental
Peak	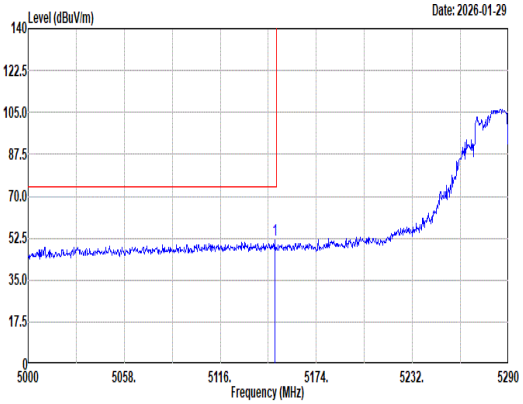 Site : 03CH17-HY Condition: PEAK_BE_74 3m DRH18-E_KV2D06A18ES_251105 VERTICAL : RBW:1000.000kHz VBW:3000.000kHz SWT:Auto 1 5148.77 51.62 74.00 -22.38 44.59 32.70 12.20 37.87 0.00 100 18 Peak	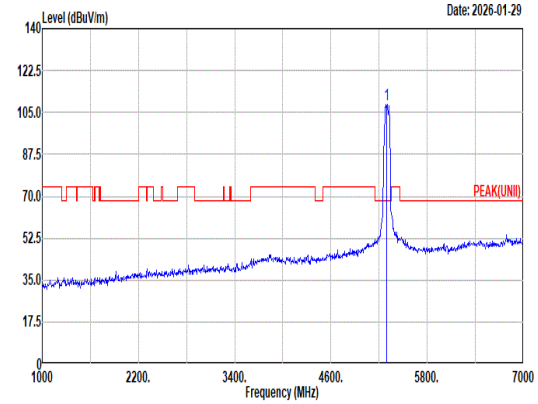 Site : 03CH17-HY Condition: PEAK(UNII) 3m DRH18-E_KV2D06A18ES_251105 VERTICAL : RBW:1000.000kHz VBW:3000.000kHz SWT:Auto 1 5290.00 108.43 ------ ------ 101.29 32.43 12.67 37.96 0.00 100 18 Peak
Avg	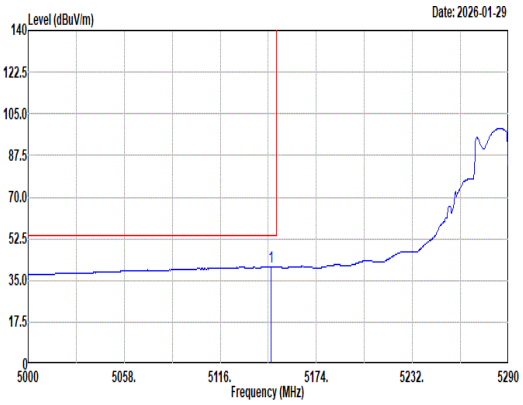 Site : 03CH17-HY Condition: AVG_BE_54 3m DRH18-E_KV2D06A18ES_251105 VERTICAL : RBW:1000.000kHz VBW:0.010kHz SWT:Auto 1 5146.74 40.71 54.00 -13.29 33.70 32.69 12.19 37.87 0.00 100 18 Average	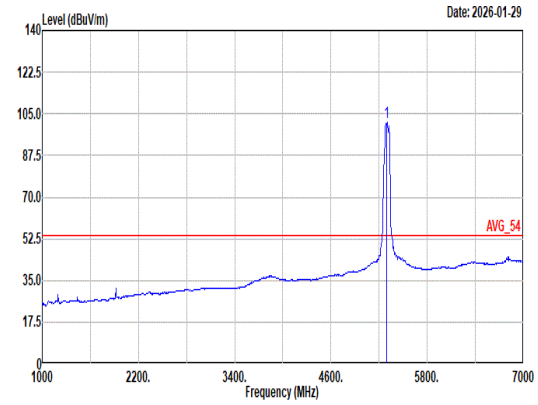 Site : 03CH17-HY Condition: AVG_54 3m DRH18-E_KV2D06A18ES_251105 VERTICAL : RBW:1000.000kHz VBW:0.010kHz SWT:Auto 1 5290.00 101.47 ------ ------ 94.29 32.40 12.76 37.98 0.00 100 18 Average

Mode	136	
	Band Edge - R	
	U-NII-2A_5.25-5.35_802.11be EHT80_CH58_20MHz Puncture Location 1_5290MHz	
ANT	6+7	
Pol.	Vertical	Fundamental
Peak	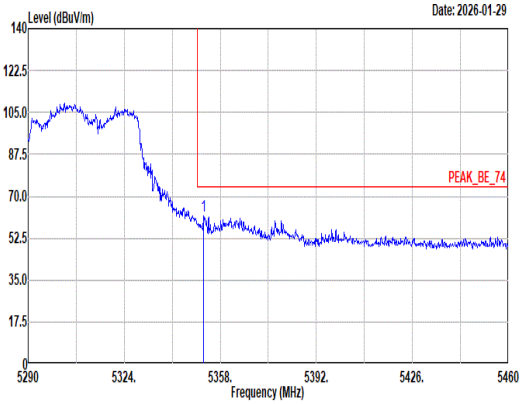 Site : 03CH17-HY Condition: PEAK_BE_74 3m DRH18-E_KV2D06A18ES_251105 VERTICAL : RBW:1000.000kHz VBW:3000.000kHz SWT:Auto Limit Read Ant Cable Preamp Aux APos TPos Freq Level Line Margin Level Factor Loss Factor Factor Remark MHz dBuV/m dBuV/m dB dBuV dB/m dB dB dB cm deg 1 5352.05 61.59 74.00 -12.41 54.19 32.40 13.01 38.01 0.00 100 18 Peak	Blank
Avg	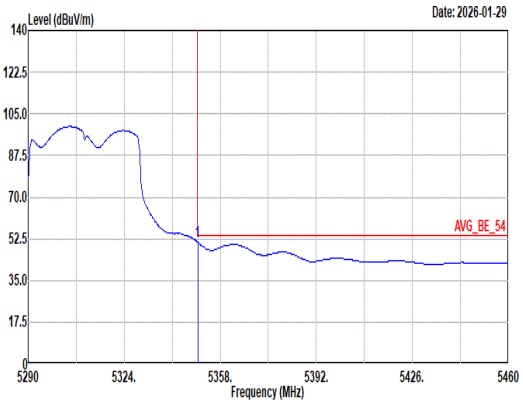 Site : 03CH17-HY Condition: AVG_BE_54 3m DRH18-E_KV2D06A18ES_251105 VERTICAL : RBW:1000.000kHz VBW:0.010kHz SWT:Auto Limit Read Ant Cable Preamp Aux APos TPos Freq Level Line Margin Level Factor Loss Factor Factor Remark MHz dBuV/m dBuV/m dB dBuV dB/m dB dB dB cm deg 1 5350.01 51.03 54.00 -2.97 43.64 32.40 13.00 38.01 0.00 100 18 Average	Blank

Mode	137	
	Band Edge - L	
	U-NII-1_5.15-5.25_802.11be EHT160_CH50_20MHz Puncture Location 1_5250MHz	
ANT	6+7	
Pol.	Horizontal	Fundamental
Peak	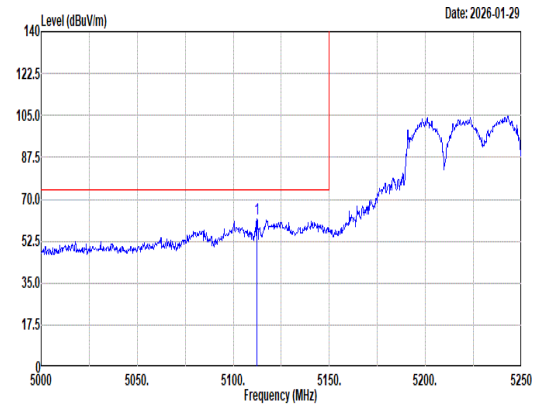 Site : 03CH17-HY Condition: PEAK_BE_74 3m DRH18-E_KV2D06A18ES_251105 HORIZONTAL : RBW:1000.000kHz VBW:3000.000kHz SWT:Auto Freq Level Limit Line Margin Read Level Ant Factor Cable Loss Preamp Factor Aux Factor APos TPos Remark MHz dBuV/m dBuV/m dB dBuV dB/m dB dB dB cm deg 1 5112.25 61.72 74.00 -12.28 54.79 32.62 12.16 37.85 0.00 181 339 Peak	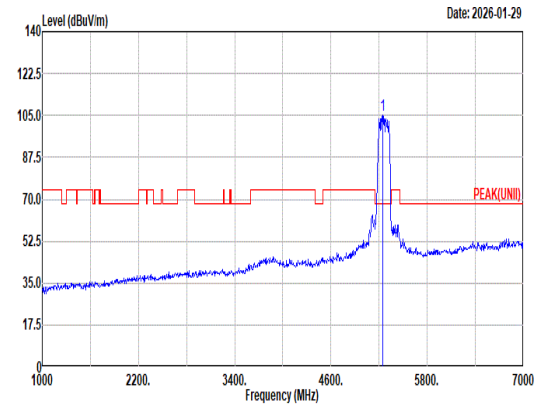 Site : 03CH17-HY Condition: PEAK(UNII) 3m DRH18-E_KV2D06A18ES_251105 HORIZONTAL : RBW:1000.000kHz VBW:3000.000kHz SWT:Auto Freq Level Limit Line Margin Read Level Ant Factor Cable Loss Preamp Factor Aux Factor APos TPos Remark MHz dBuV/m dBuV/m dB dBuV dB/m dB dB dB cm deg 1 5250.00 105.39 ------ ------ 98.34 32.52 12.46 37.93 0.00 181 339 Peak
Avg	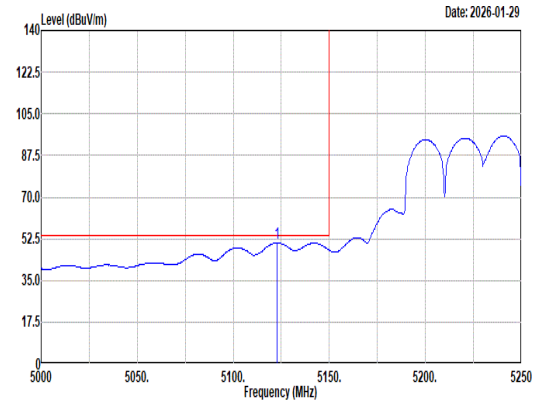 Site : 03CH17-HY Condition: AVG_BE_54 3m DRH18-E_KV2D06A18ES_251105 HORIZONTAL : RBW:1000.000kHz VBW:0.010kHz SWT:Auto Freq Level Limit Line Margin Read Level Ant Factor Cable Loss Preamp Factor Aux Factor APos TPos Remark MHz dBuV/m dBuV/m dB dBuV dB/m dB dB dB cm deg 1 5122.75 50.85 54.00 -3.15 43.88 32.65 12.17 37.85 0.00 181 339 Average	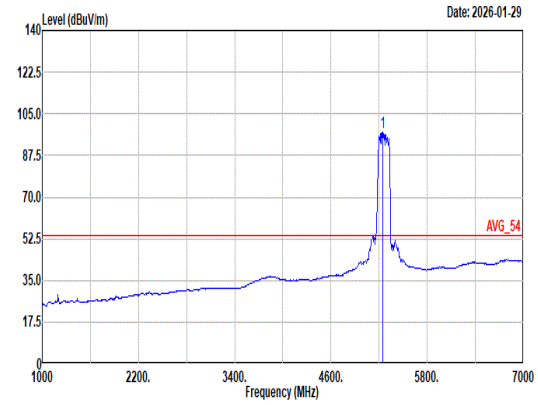 Site : 03CH17-HY Condition: AVG_54 3m DRH18-E_KV2D06A18ES_251105 HORIZONTAL : RBW:1000.000kHz VBW:0.010kHz SWT:Auto Freq Level Limit Line Margin Read Level Ant Factor Cable Loss Preamp Factor Aux Factor APos TPos Remark MHz dBuV/m dBuV/m dB dBuV dB/m dB dB dB cm deg 1 5250.00 97.32 ------ ------ 90.27 32.52 12.46 37.93 0.00 181 339 Average

Mode	137	
	Band Edge - R	
	U-NII-1_5.15-5.25_802.11be EHT160_CH50_20MHz Puncture Location 1_5250MHz	
ANT	6+7	
Pol.	Horizontal	Fundamental
Peak	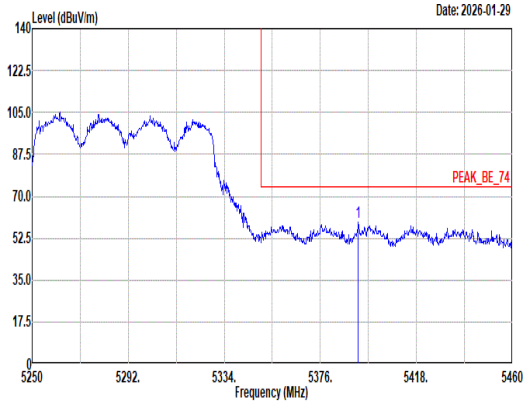 Site : 03CH17-HY Condition: PEAK_BE_74 3m DRH18-E_KV2D06A18ES_251105 HORIZONTAL : RBW:1000.000kHz VBW:3000.000kHz SWT:Auto Freq Level Limit Line Margin Read Level Ant Factor Cable Loss Preamp Factor Aux Factor APos TPos Remark MHz dBuV/m dBuV/m dB dBuV dB/m dB dB dB cm deg 1 5392.59 58.95 74.00 -15.05 51.47 32.31 13.21 38.04 0.00 181 339 Peak	Blank
Avg	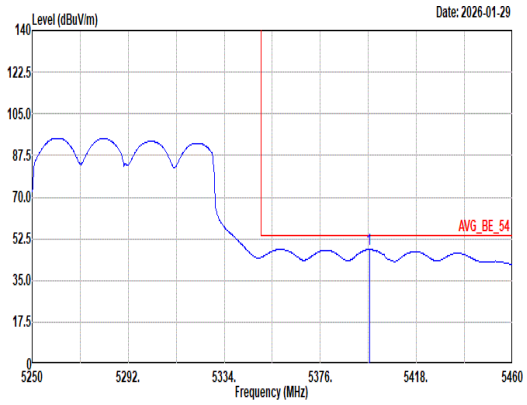 Site : 03CH17-HY Condition: AVG_BE_54 3m DRH18-E_KV2D06A18ES_251105 HORIZONTAL : RBW:1000.000kHz VBW:0.010kHz SWT:Auto Freq Level Limit Line Margin Read Level Ant Factor Cable Loss Preamp Factor Aux Factor APos TPos Remark MHz dBuV/m dBuV/m dB dBuV dB/m dB dB dB cm deg 1 5397.42 48.13 54.00 -5.87 40.62 32.31 13.24 38.04 0.00 181 339 Average	Blank

Mode	137	
	Band Edge - L	
	U-NII-1_5.15-5.25_802.11be EHT160_CH50_20MHz Puncture Location 1_5250MHz	
ANT	6+7	
Pol.	Vertical	Fundamental
Peak	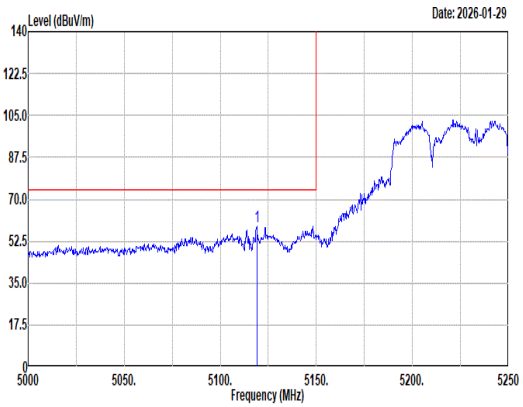 Site : 03CH17-HY Condition: PEAK_BE_74 3m DRH18-E_KV2D06A18ES_251105 VERTICAL : RBW:1000.000kHz VBW:3000.000kHz SWT:Auto 1 5119.00 58.83 74.00 -15.17 51.88 32.64 12.16 37.85 0.00 158 26 Peak	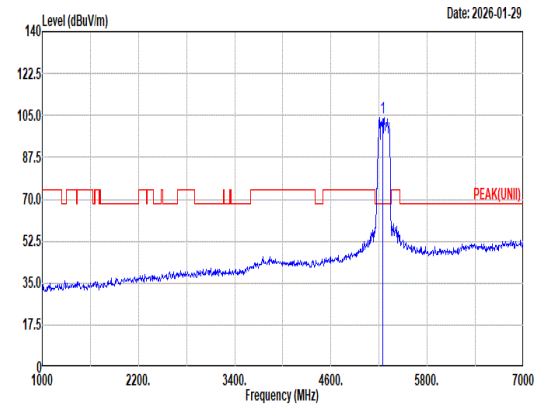 Site : 03CH17-HY Condition: PEAK(UNII) 3m DRH18-E_KV2D06A18ES_251105 VERTICAL : RBW:1000.000kHz VBW:3000.000kHz SWT:Auto 1 5250.00 104.09 ------ ------ 96.99 32.47 12.58 37.95 0.00 158 26 Peak
Avg	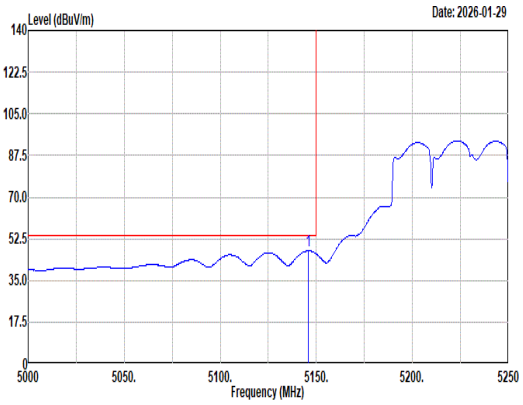 Site : 03CH17-HY Condition: AVG_BE_54 3m DRH18-E_KV2D06A18ES_251105 VERTICAL : RBW:1000.000kHz VBW:0.010kHz SWT:Auto 1 5146.00 47.42 54.00 -6.58 40.41 32.69 12.19 37.87 0.00 158 26 Average	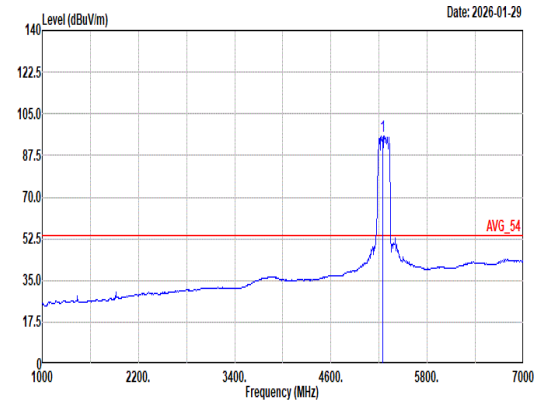 Site : 03CH17-HY Condition: AVG_54 3m DRH18-E_KV2D06A18ES_251105 VERTICAL : RBW:1000.000kHz VBW:0.010kHz SWT:Auto 1 5250.00 95.79 ------ ------ 88.69 32.47 12.58 37.95 0.00 158 26 Average

Mode	137	
	Band Edge - R	
	U-NII-1_5.15-5.25_802.11be EHT160_CH50_20MHz Puncture Location 1_5250MHz	
ANT	6+7	
Pol.	Vertical	Fundamental
Peak	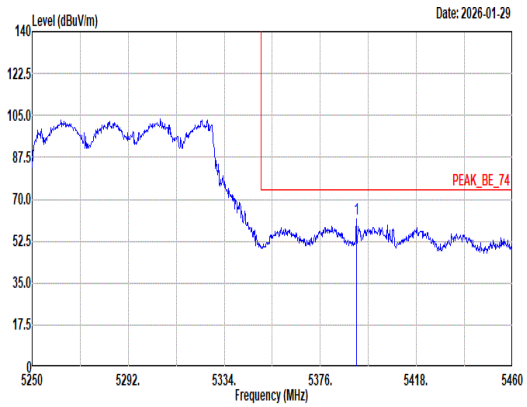 Site : 03CH17-HY Condition: PEAK_BE_74 3m DRH18-E_KV2D06A18ES_251105 VERTICAL : RBW:1000.000kHz VBW:3000.000kHz SWT:Auto Limit Read Ant Cable Preamp Aux APos TPos Freq Level Line Margin Level Factor Loss Factor Factor Remark MHz dBuV/m dBuV/m dB dBuV dB/m dB dB dB cm deg 1 5391.75 61.97 74.00 -12.03 54.48 32.32 13.21 38.04 0.00 158 26 Peak	Blank
Avg	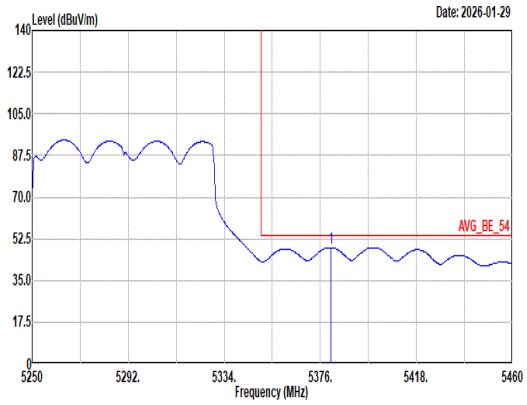 Site : 03CH17-HY Condition: AVG_BE_54 3m DRH18-E_KV2D06A18ES_251105 VERTICAL : RBW:1000.000kHz VBW:0.010kHz SWT:Auto Limit Read Ant Cable Preamp Aux APos TPos Freq Level Line Margin Level Factor Loss Factor Factor Remark MHz dBuV/m dBuV/m dB dBuV dB/m dB dB dB cm deg 1 5380.62 48.87 54.00 -5.13 41.41 32.34 13.15 38.03 0.00 158 26 Average	Blank

Mode	138	
	Band Edge - L	
	U-NII-1_5.15-5.25_802.11be EHT160_CH50_20MHz Puncture Location 8_5250MHz	
ANT	6+7	
Pol.	Horizontal	Fundamental
Peak	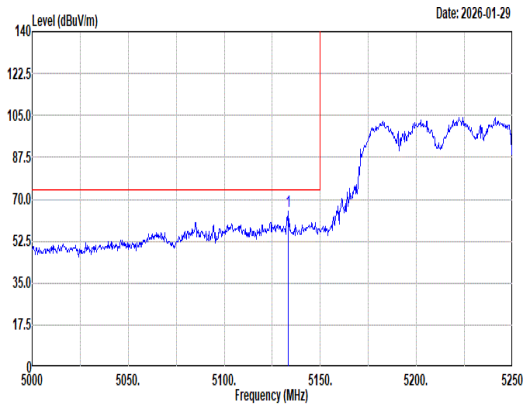 Site : 03CH17-HY Condition: PEAK_BE_74 3m DRH18-E_KV2D06A18ES_251105 HORIZONTAL : RBW:1000.000kHz VBW:3000.000kHz SWT:Auto 1 5133.25 64.77 74.00 -9.23 57.78 32.67 12.18 37.86 0.00 109 334 Peak	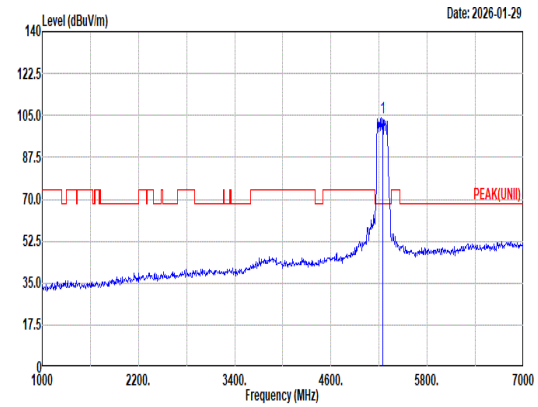 Site : 03CH17-HY Condition: PEAK(UNII) 3m DRH18-E_KV2D06A18ES_251105 HORIZONTAL : RBW:1000.000kHz VBW:3000.000kHz SWT:Auto 1 5250.00 104.22 ------ ------ 97.22 32.55 12.37 37.92 0.00 109 334 Peak
Avg	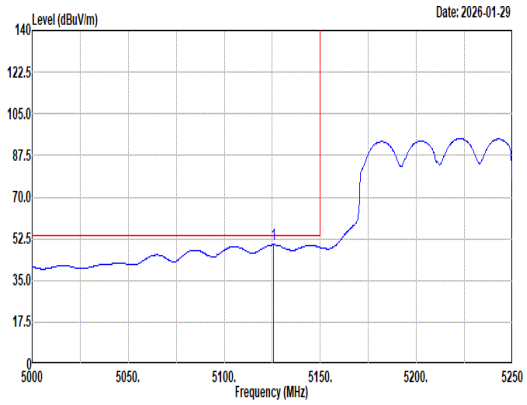 Site : 03CH17-HY Condition: AVG_BE_54 3m DRH18-E_KV2D06A18ES_251105 HORIZONTAL : RBW:1000.000kHz VBW:0.010kHz SWT:Auto 1 5125.50 50.00 54.00 -4.00 43.04 32.65 12.17 37.86 0.00 109 334 Average	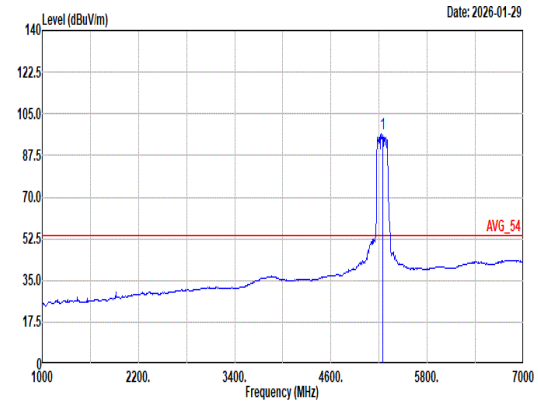 Site : 03CH17-HY Condition: AVG_54 3m DRH18-E_KV2D06A18ES_251105 HORIZONTAL : RBW:1000.000kHz VBW:0.010kHz SWT:Auto 1 5250.00 96.48 ------ ------ 89.48 32.55 12.37 37.92 0.00 109 334 Average

Mode	138	
	Band Edge - R	
	U-NII-1_5.15-5.25_802.11be EHT160_CH50_20MHz Puncture Location 8_5250MHz	
ANT	6+7	
Pol.	Horizontal	Fundamental
Peak	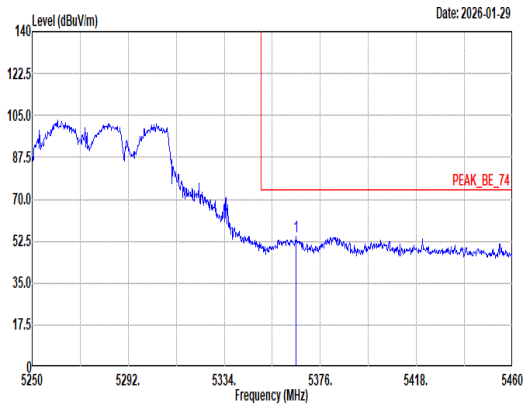 Site : 03CH17-HY Condition: PEAK_BE_74 3m DRH18-E_KV2D06A18ES_251105 HORIZONTAL : RBW:1000.000kHz VBW:3000.000kHz SWT:Auto Freq Level Limit Line Margin Read Level Ant Factor Cable Loss Preamp Factor Aux Factor APos TPos Remark MHz dBuV/m dBuV/m dB dBuV dB/m dB dB dB cm deg 1 5365.50 54.53 74.00 -19.47 47.10 32.37 13.08 38.02 0.00 109 334 Peak	Blank
Avg	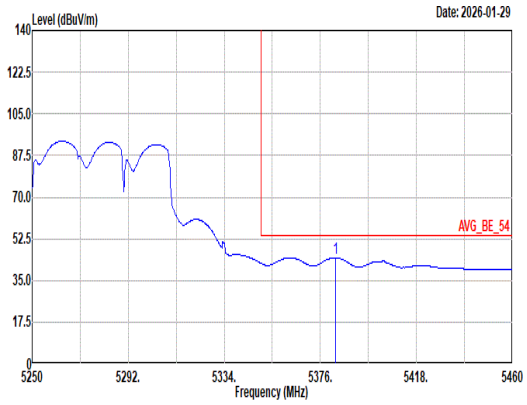 Site : 03CH17-HY Condition: AVG_BE_54 3m DRH18-E_KV2D06A18ES_251105 HORIZONTAL : RBW:1000.000kHz VBW:0.010kHz SWT:Auto Freq Level Limit Line Margin Read Level Ant Factor Cable Loss Preamp Factor Aux Factor APos TPos Remark MHz dBuV/m dBuV/m dB dBuV dB/m dB dB dB cm deg 1 5382.72 44.60 54.00 -9.40 37.14 32.33 13.16 38.03 0.00 109 334 Average	Blank

Mode	138	
	Band Edge - L	
	U-NII-1_5.15-5.25_802.11be EHT160_CH50_20MHz Puncture Location 8_5250MHz	
ANT	6+7	
Pol.	Vertical	Fundamental
Peak	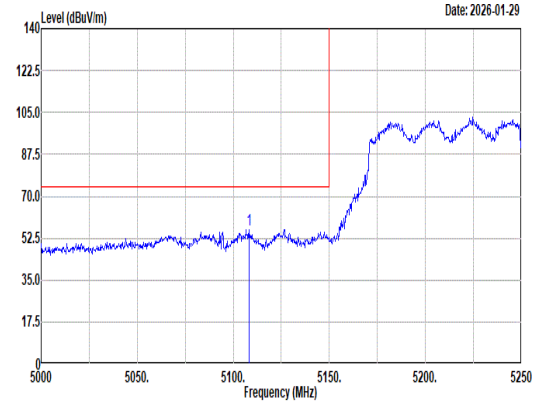 Site : 03CH17-HY Condition: PEAK_BE_74 3m DRH18-E_KV2D06A18ES_251105 VERTICAL : RBW:1000.000kHz VBW:3000.000kHz SWT:Auto Freq Level Limit Line Margin Read Level Ant Factor Cable Loss Preamp Factor Aux Factor APos TPos Remark MHz dBuV/m dBuV/m dB dBuV dB/m dB dB dB cm deg 1 5108.25 55.96 74.00 -18.04 49.03 32.62 12.15 37.84 0.00 112 23 Peak	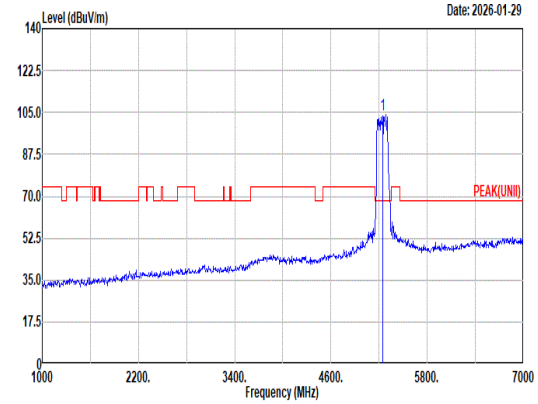 Site : 03CH17-HY Condition: PEAK(UNII) 3m DRH18-E_KV2D06A18ES_251105 VERTICAL : RBW:1000.000kHz VBW:3000.000kHz SWT:Auto Freq Level Limit Line Margin Read Level Ant Factor Cable Loss Preamp Factor Aux Factor APos TPos Remark MHz dBuV/m dBuV/m dB dBuV dB/m dB dB dB cm deg 1 5250.00 104.20 ------ ------ 97.06 32.43 12.67 37.96 0.00 112 23 Peak
Avg	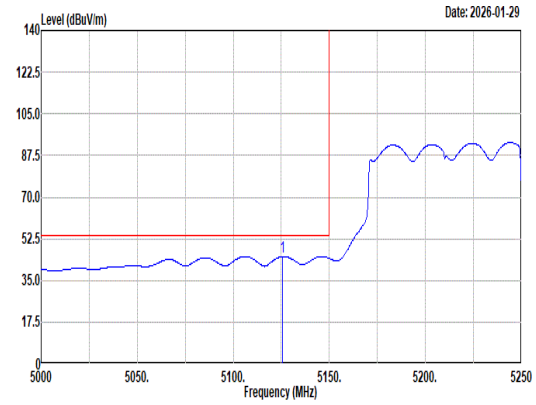 Site : 03CH17-HY Condition: AVG_BE_54 3m DRH18-E_KV2D06A18ES_251105 VERTICAL : RBW:1000.000kHz VBW:0.010kHz SWT:Auto Freq Level Limit Line Margin Read Level Ant Factor Cable Loss Preamp Factor Aux Factor APos TPos Remark MHz dBuV/m dBuV/m dB dBuV dB/m dB dB dB cm deg 1 5125.75 45.05 54.00 -8.95 38.09 32.65 12.17 37.86 0.00 112 23 Average	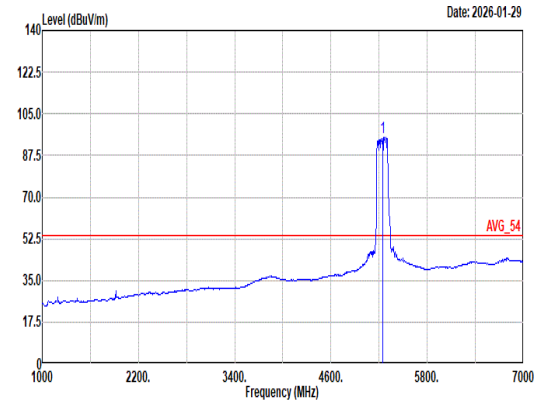 Site : 03CH17-HY Condition: AVG_54 3m DRH18-E_KV2D06A18ES_251105 VERTICAL : RBW:1000.000kHz VBW:0.010kHz SWT:Auto Freq Level Limit Line Margin Read Level Ant Factor Cable Loss Preamp Factor Aux Factor APos TPos Remark MHz dBuV/m dBuV/m dB dBuV dB/m dB dB dB cm deg 1 5250.00 95.20 ------ ------ 88.10 32.47 12.58 37.95 0.00 112 23 Average

Mode	138	
	Band Edge - R	
	U-NII-1_5.15-5.25_802.11be EHT160_CH50_20MHz Puncture Location 8_5250MHz	
ANT	6+7	
Pol.	Vertical	Fundamental
Peak	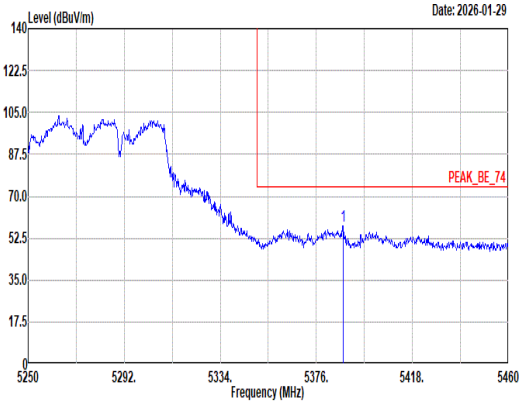 Site : 03CH17-HY Condition: PEAK_BE_74 3m DRH18-E_KV2D06A18ES_251105 VERTICAL : RBW:1000.000kHz VBW:3000.000kHz SWT:Auto Limit Read Ant Cable Preamp Aux APos TPos Freq Level Line Margin Level Factor Loss Factor Factor Remark MHz dBuV/m dBuV/m dB dBuV dB/m dB dB dB cm deg 1 5387.76 57.47 74.00 -16.53 49.99 32.32 13.19 38.03 0.00 112 23 Peak	Blank
Avg	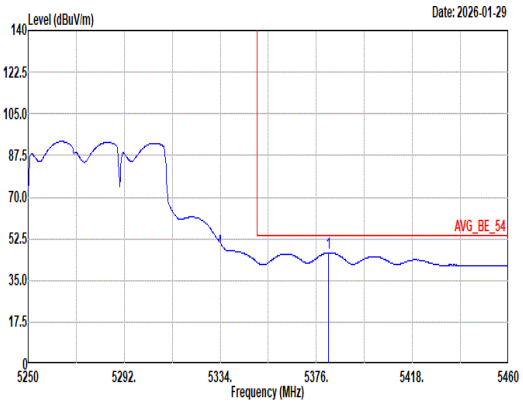 Site : 03CH17-HY Condition: AVG_BE_54 3m DRH18-E_KV2D06A18ES_251105 VERTICAL : RBW:1000.000kHz VBW:0.010kHz SWT:Auto Limit Read Ant Cable Preamp Aux APos TPos Freq Level Line Margin Level Factor Loss Factor Factor Remark MHz dBuV/m dBuV/m dB dBuV dB/m dB dB dB cm deg 1 5381.46 46.73 54.00 -7.27 39.26 32.34 13.16 38.03 0.00 112 23 Average	Blank

Mode	139	
	Band Edge - L	
	U-NII-1_5.15-5.25_802.11be EHT160_CH50_40MHz Puncture Location 1_5250MHz	
ANT	6+7	
Pol.	Horizontal	Fundamental
Peak	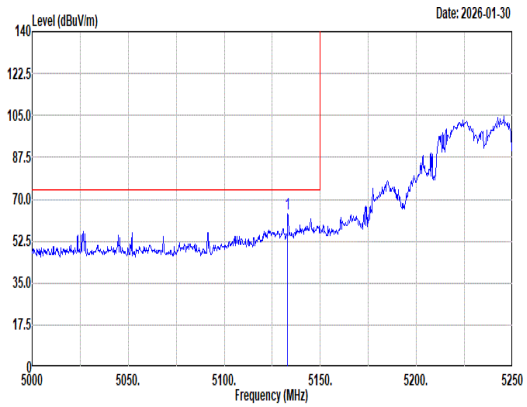 Site : 03CH17-HY Condition: PEAK_BE_74 3m DRH18-E_KV2D06A18ES_251105 HORIZONTAL : RBW:1000.000kHz VBW:3000.000kHz SWT:Auto 1 5133.00 63.93 74.00 -10.07 56.94 32.67 12.18 37.86 0.00 100 353 Peak	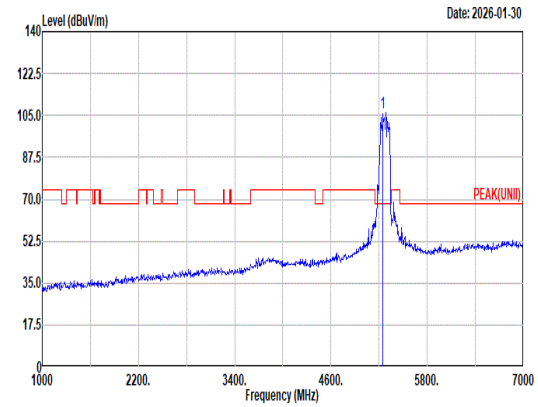 Site : 03CH17-HY Condition: PEAK(UNII) 3m DRH18-E_KV2D06A18ES_251105 HORIZONTAL : RBW:1000.000kHz VBW:3000.000kHz SWT:Auto 1 5250.00 105.95 ------ ------ 98.81 32.43 12.67 37.96 0.00 100 353 Peak
Avg	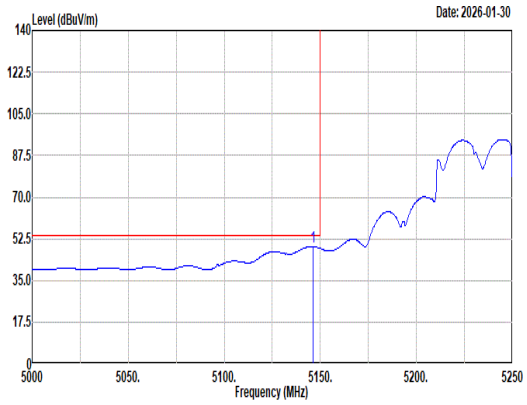 Site : 03CH17-HY Condition: AVG_BE_54 3m DRH18-E_KV2D06A18ES_251105 HORIZONTAL : RBW:1000.000kHz VBW:0.010kHz SWT:Auto 1 5146.25 49.22 54.00 -4.78 42.21 32.69 12.19 37.87 0.00 100 353 Average	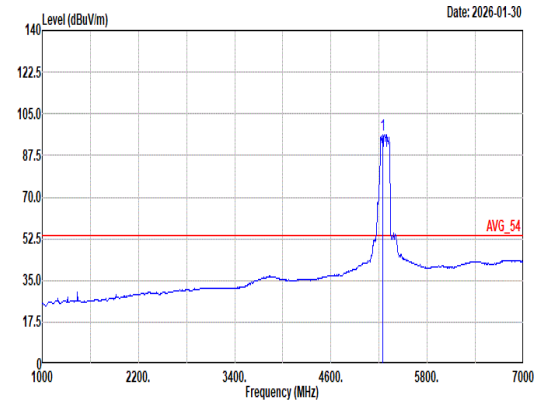 Site : 03CH17-HY Condition: AVG_54 3m DRH18-E_KV2D06A18ES_251105 HORIZONTAL : RBW:1000.000kHz VBW:0.010kHz SWT:Auto 1 5250.00 96.20 ------ ------ 89.15 32.50 12.49 37.94 0.00 100 353 Average

Mode	139	
	Band Edge - R	
	U-NII-1_5.15-5.25_802.11be EHT160_CH50_40MHz Puncture Location 1_5250MHz	
ANT	6+7	
Pol.	Horizontal	Fundamental
Peak	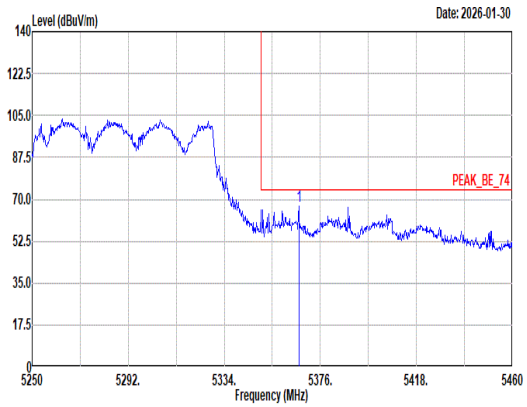 Site : 03CH17-HY Condition: PEAK_BE_74 3m DRH18-E_KV2D06A18ES_251105 HORIZONTAL : RBW:1000.000kHz VBW:3000.000kHz SWT:Auto Limit Read Ant Cable Preamp Aux APos TPos Freq Level Line Margin Level Factor Loss Factor Factor Remark MHz dBuV/m dBuV/m dB dBuV dB/m dB dB dB cm deg 1 5366.55 67.14 74.00 -6.86 59.71 32.37 13.08 38.02 0.00 100 353 Peak	Blank
Avg	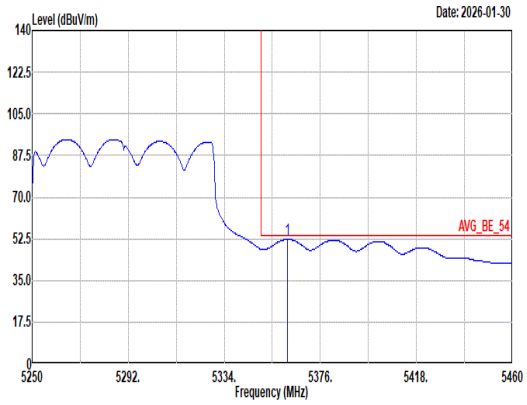 Site : 03CH17-HY Condition: AVG_BE_54 3m DRH18-E_KV2D06A18ES_251105 HORIZONTAL : RBW:1000.000kHz VBW:0.010kHz SWT:Auto Limit Read Ant Cable Preamp Aux APos TPos Freq Level Line Margin Level Factor Loss Factor Factor Remark MHz dBuV/m dBuV/m dB dBuV dB/m dB dB dB cm deg 1 5361.72 52.31 54.00 -1.69 44.89 32.38 13.06 38.02 0.00 100 353 Average	Blank

Mode	139	
	Band Edge - L	
	U-NII-1_5.15-5.25_802.11be EHT160_CH50_40MHz Puncture Location 1_5250MHz	
ANT	6+7	
Pol.	Vertical	Fundamental
Peak	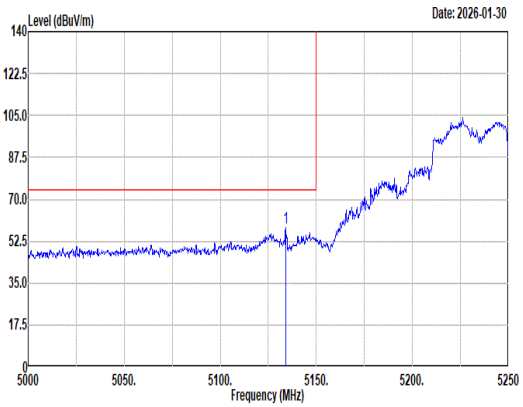 Site : 03CH17-HY Condition: PEAK_BE_74 3m DRH18-E_KV2D06A18ES_251105 VERTICAL : RBW:1000.000kHz VBW:3000.000kHz SWT:Auto 1 5134.00 58.18 74.00 -15.82 51.19 32.67 12.18 37.86 0.00 102 25 Peak	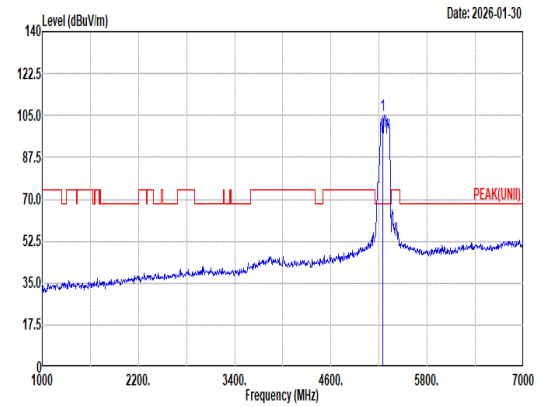 Site : 03CH17-HY Condition: PEAK(UNII) 3m DRH18-E_KV2D06A18ES_251105 VERTICAL : RBW:1000.000kHz VBW:3000.000kHz SWT:Auto 1 5250.00 105.37 ------ ------ 98.27 32.47 12.58 37.95 0.00 102 25 Peak
Avg	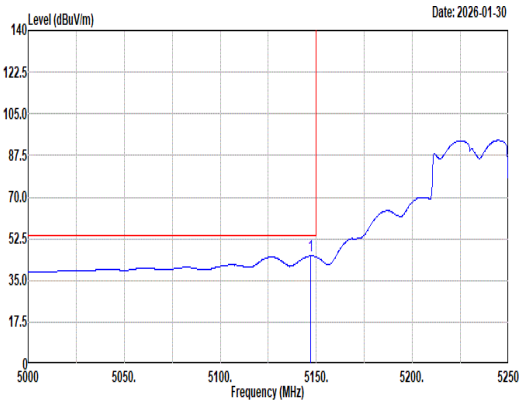 Site : 03CH17-HY Condition: AVG_BE_54 3m DRH18-E_KV2D06A18ES_251105 VERTICAL : RBW:1000.000kHz VBW:0.010kHz SWT:Auto 1 5147.00 45.29 54.00 -8.71 38.28 32.69 12.19 37.87 0.00 102 25 Average	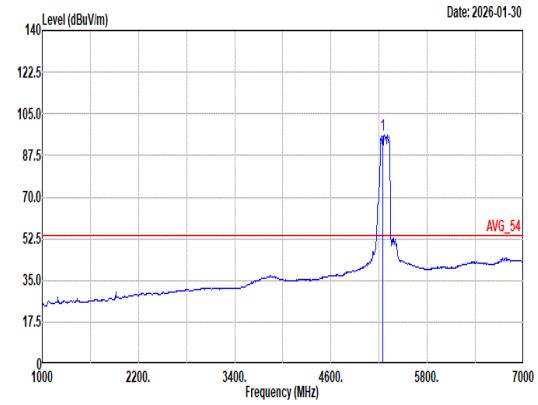 Site : 03CH17-HY Condition: AVG_54 3m DRH18-E_KV2D06A18ES_251105 VERTICAL : RBW:1000.000kHz VBW:0.010kHz SWT:Auto 1 5250.00 95.98 ------ ------ 88.77 32.40 12.79 37.98 0.00 102 25 Average

Mode	139	
	Band Edge - R	
	U-NII-1_5.15-5.25_802.11be EHT160_CH50_40MHz Puncture Location 1_5250MHz	
ANT	6+7	
Pol.	Vertical	Fundamental
Peak	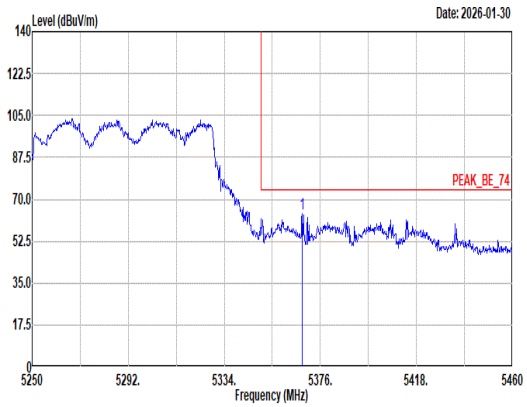 Site : 03CH17-HY Condition: PEAK_BE_74 3m DRH18-E_KV2D06A18ES_251105 VERTICAL : RBW:1000.000kHz VBW:3000.000kHz SWT:Auto Limit Read Ant Cable Preamp Aux APos TPos Freq Level Line Margin Level Factor Loss Factor Factor Remark MHz dBuV/m dBuV/m dB dBuV dB/m dB dB dB cm deg 1 5368.02 64.00 74.00 -10.00 56.57 32.36 13.09 38.02 0.00 102 25 Peak	Blank
Avg	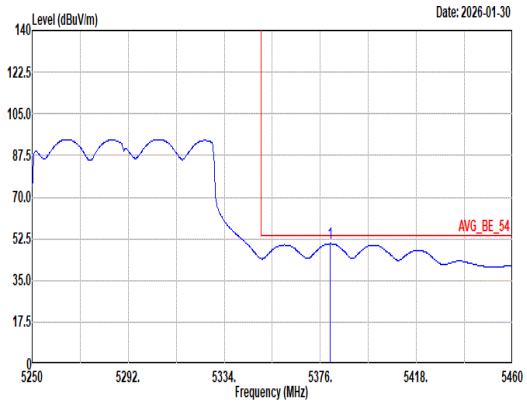 Site : 03CH17-HY Condition: AVG_BE_54 3m DRH18-E_KV2D06A18ES_251105 VERTICAL : RBW:1000.000kHz VBW:0.010kHz SWT:Auto Limit Read Ant Cable Preamp Aux APos TPos Freq Level Line Margin Level Factor Loss Factor Factor Remark MHz dBuV/m dBuV/m dB dBuV dB/m dB dB dB cm deg 1 5380.20 50.51 54.00 -3.49 43.05 32.34 13.15 38.03 0.00 102 25 Average	Blank

Mode	140	
	Band Edge - L	
	U-NII-1_5.15-5.25_802.11be EHT160_CH50_40MHz Puncture Location 4_5250MHz	
ANT	6+7	
Pol.	Horizontal	Fundamental
Peak	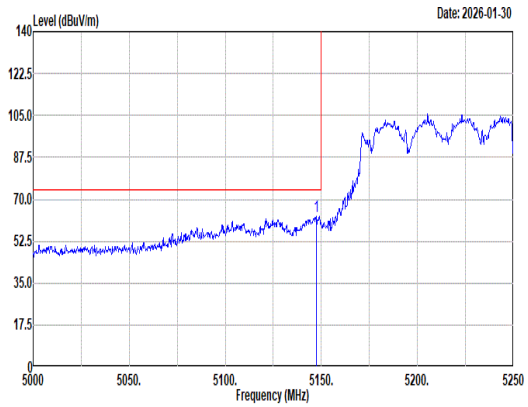 Site : 03CH17-HY Condition: PEAK_BE_74 3m DRH18-E_KV2D06A18ES_251105 HORIZONTAL : RBW:1000.000kHz VBW:3000.000kHz SWT:Auto 1 5147.50 63.08 74.00 -10.92 56.07 32.69 12.19 37.87 0.00 101 338 Peak	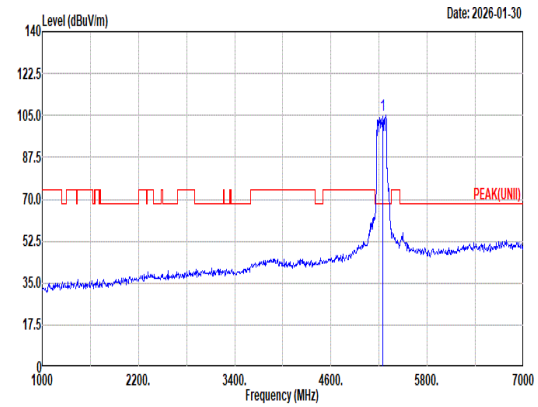 Site : 03CH17-HY Condition: PEAK(UNII) 3m DRH18-E_KV2D06A18ES_251105 HORIZONTAL : RBW:1000.000kHz VBW:3000.000kHz SWT:Auto 1 5250.00 105.25 ------ ------ 98.11 32.43 12.67 37.96 0.00 101 338 Peak
Avg	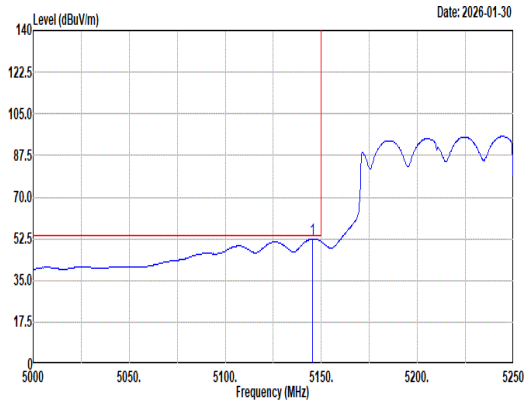 Site : 03CH17-HY Condition: AVG_BE_54 3m DRH18-E_KV2D06A18ES_251105 HORIZONTAL : RBW:1000.000kHz VBW:0.010kHz SWT:Auto 1 5145.25 52.50 54.00 -1.50 45.49 32.69 12.19 37.87 0.00 101 338 Average	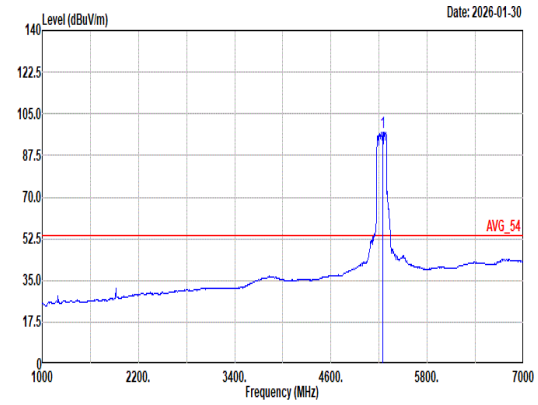 Site : 03CH17-HY Condition: AVG_54 3m DRH18-E_KV2D06A18ES_251105 HORIZONTAL : RBW:1000.000kHz VBW:0.010kHz SWT:Auto 1 5250.00 97.46 ------ ------ 90.41 32.52 12.46 37.93 0.00 101 338 Average

Mode	140	
	Band Edge - R	
	U-NII-1_5.15-5.25_802.11be EHT160_CH50_40MHz Puncture Location 4_5250MHz	
ANT	6+7	
Pol.	Horizontal	Fundamental
Peak	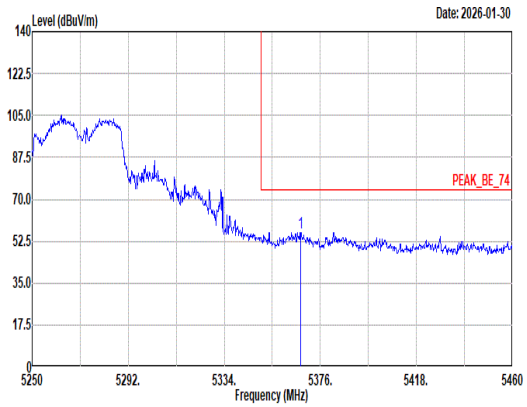 Site : 03CH17-HY Condition: PEAK_BE_74 3m DRH18-E_KV2D06A18ES_251105 HORIZONTAL : RBW:1000.000kHz VBW:3000.000kHz SWT:Auto Limit Read Ant Cable Preamp Aux APos TPos Freq Level Line Margin Level Factor Loss Factor Factor Remark MHz dBuV/m dBuV/m dB dBuV dB/m dB dB dB cm deg 1 5367.39 56.23 74.00 -17.77 48.79 32.37 13.09 38.02 0.00 101 338 Peak	Blank
Avg	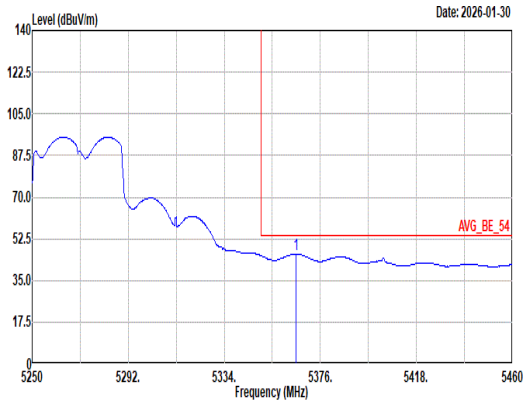 Site : 03CH17-HY Condition: AVG_BE_54 3m DRH18-E_KV2D06A18ES_251105 HORIZONTAL : RBW:1000.000kHz VBW:0.010kHz SWT:Auto Limit Read Ant Cable Preamp Aux APos TPos Freq Level Line Margin Level Factor Loss Factor Factor Remark MHz dBuV/m dBuV/m dB dBuV dB/m dB dB dB cm deg 1 5365.29 46.05 54.00 -7.95 38.62 32.37 13.08 38.02 0.00 101 338 Average	Blank

Mode	140	
	Band Edge - L	
	U-NII-1_5.15-5.25_802.11be EHT160_CH50_40MHz Puncture Location 4_5250MHz	
ANT	6+7	
Pol.	Vertical	Fundamental
Peak	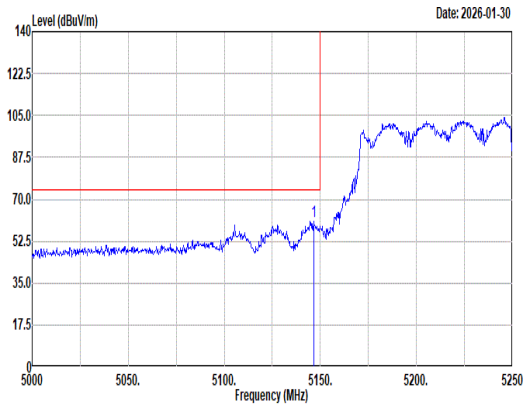 Site : 03CH17-HY Condition: PEAK_BE_74 3m DRH18-E_KV2D06A18ES_251105 VERTICAL : RBW:1000.000kHz VBW:3000.000kHz SWT:Auto 1 5146.50 60.60 74.00 -13.40 53.59 32.69 12.19 37.87 0.00 107 21 Peak	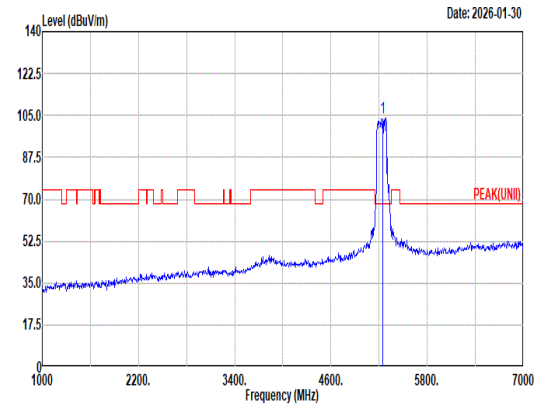 Site : 03CH17-HY Condition: PEAK(UNII) 3m DRH18-E_KV2D06A18ES_251105 VERTICAL : RBW:1000.000kHz VBW:3000.000kHz SWT:Auto 1 5250.00 103.89 ------ ------ 96.75 32.43 12.67 37.96 0.00 107 21 Peak
Avg	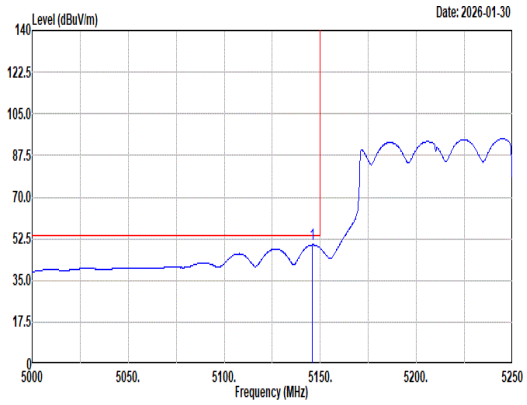 Site : 03CH17-HY Condition: AVG_BE_54 3m DRH18-E_KV2D06A18ES_251105 VERTICAL : RBW:1000.000kHz VBW:0.010kHz SWT:Auto 1 5146.00 49.96 54.00 -4.04 42.95 32.69 12.19 37.87 0.00 107 21 Average	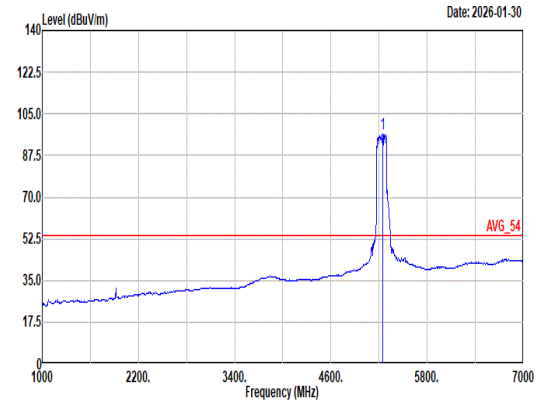 Site : 03CH17-HY Condition: AVG_54 3m DRH18-E_KV2D06A18ES_251105 VERTICAL : RBW:1000.000kHz VBW:0.010kHz SWT:Auto 1 5250.00 96.45 ------ ------ 89.40 32.50 12.49 37.94 0.00 107 21 Average

Mode	140	
	Band Edge - R	
	U-NII-1_5.15-5.25_802.11be EHT160_CH50_40MHz Puncture Location 4_5250MHz	
ANT	6+7	
Pol.	Vertical	Fundamental
Peak	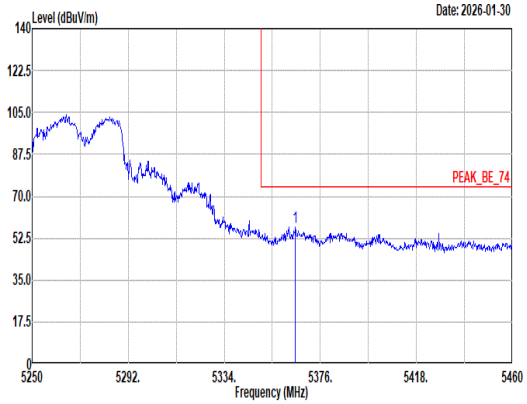 Site : 03CH17-HY Condition: PEAK_BE_74 3m DRH18-E_KV2D06A18ES_251105 VERTICAL : RBW:1000.000kHz VBW:3000.000kHz SWT:Auto Limit Read Ant Cable Preamp Aux APos TPos Freq Level Line Margin Level Factor Loss Factor Factor Remark MHz dBuV/m dBuV/m dB dBuV dB/m dB dB dB cm deg 1 5365.08 57.05 74.00 -16.95 49.62 32.37 13.08 38.02 0.00 107 21 Peak	Blank
Avg	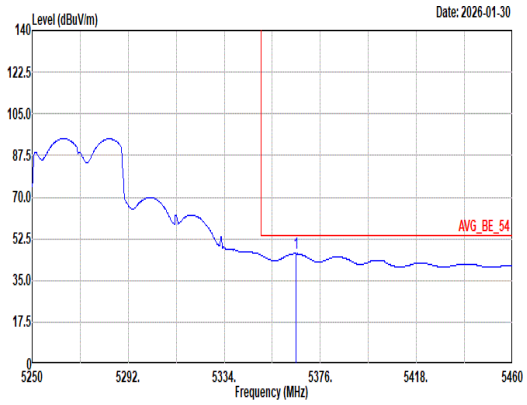 Site : 03CH17-HY Condition: AVG_BE_54 3m DRH18-E_KV2D06A18ES_251105 VERTICAL : RBW:1000.000kHz VBW:0.010kHz SWT:Auto Limit Read Ant Cable Preamp Aux APos TPos Freq Level Line Margin Level Factor Loss Factor Factor Remark MHz dBuV/m dBuV/m dB dBuV dB/m dB dB dB cm deg 1 5365.29 46.29 54.00 -7.71 38.86 32.37 13.08 38.02 0.00 107 21 Average	Blank

Mode	141	
	Band Edge - L	
	U-NII-2C_5.47-5.725_802.11be EHT80_CH106_20MHz Puncture Location 4_5530MHz	
ANT	6+7	
Pol.	Horizontal	Fundamental
Peak	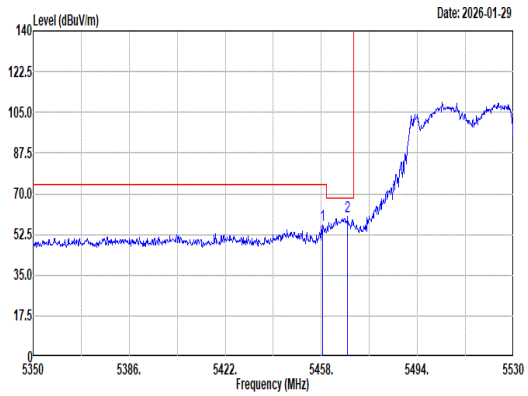 Site : 03CH17-HY Condition: PEAK_BE(UNII)_B3 3m DRH18-E_KV2D06A18ES_251105 HORIZONTAL : RBW:1000.000kHz VBW:3000.000kHz SWT:Auto Freq Level Limit Line Margin Read Level Ant Factor Cable Loss Preamp Factor Aux Factor APos TPos Remark MHz dBuV/m dBuV/m dB dBuV dB/m dB dB dB cm deg 1 5458.54 56.45 74.00 -17.55 48.81 32.43 13.29 38.08 0.00 106 353 Peak 2 5467.90 60.01 68.20 -8.19 52.33 32.47 13.30 38.09 0.00 106 353 Peak	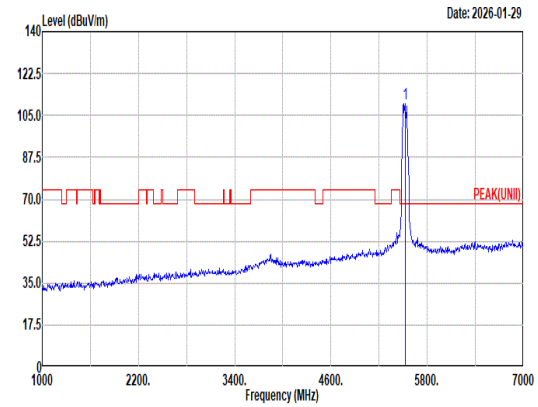 Site : 03CH17-HY Condition: PEAK(UNII) 3m DRH18-E_KV2D06A18ES_251105 HORIZONTAL : RBW:1000.000kHz VBW:3000.000kHz SWT:Auto Freq Level Limit Line Margin Read Level Ant Factor Cable Loss Preamp Factor Aux Factor APos TPos Remark MHz dBuV/m dBuV/m dB dBuV dB/m dB dB dB cm deg 1 5530.00 109.83 ------ ------ 101.89 32.70 13.34 38.10 0.00 106 353 Peak
Avg	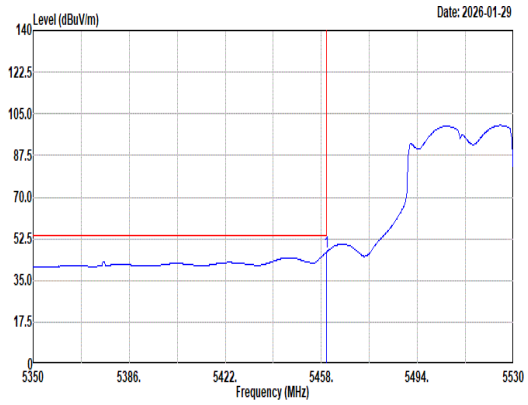 Site : 03CH17-HY Condition: AVG_BE(UNII)_B3 3m DRH18-E_KV2D06A18ES_251105 HORIZONTAL : RBW:1000.000kHz VBW:0.010kHz SWT:Auto Freq Level Limit Line Margin Read Level Ant Factor Cable Loss Preamp Factor Aux Factor APos TPos Remark MHz dBuV/m dBuV/m dB dBuV dB/m dB dB dB cm deg 1 5459.98 46.97 54.00 -7.03 39.32 32.44 13.29 38.08 0.00 106 353 Average	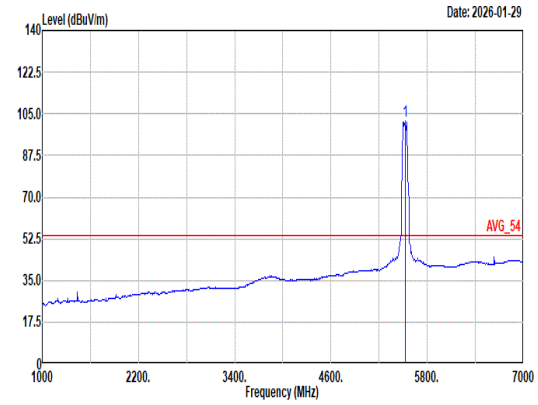 Site : 03CH17-HY Condition: AVG_54 3m DRH18-E_KV2D06A18ES_251105 HORIZONTAL : RBW:1000.000kHz VBW:0.010kHz SWT:Auto Freq Level Limit Line Margin Read Level Ant Factor Cable Loss Preamp Factor Aux Factor APos TPos Remark MHz dBuV/m dBuV/m dB dBuV dB/m dB dB dB cm deg 1 5530.00 101.97 ------ ------ 94.03 32.70 13.34 38.10 0.00 106 353 Average

Mode	141	
	Band Edge - R	
	U-NII-2C_5.47-5.725_802.11be EHT80_CH106_20MHz Puncture Location 4_5530MHz	
ANT	6+7	
Pol.	Horizontal	Fundamental
Peak	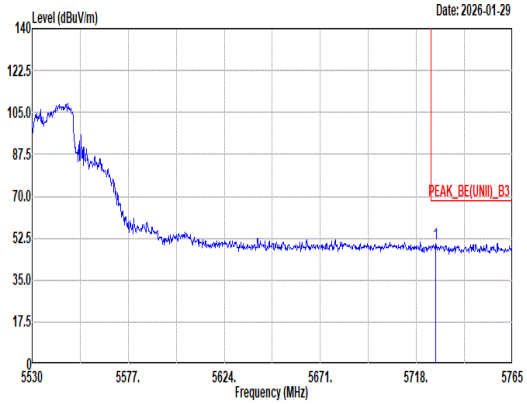 Site : 03CH17-HY Condition: PEAK_BE(UNII)_B3 3m DRH18-E_KV2D0GA18ES_251105 HORIZONTAL : RBW:1000.000kHz VBW:3000.000kHz SWT:Auto Freq Level Limit Line Margin Read Level Ant Factor Cable Loss Preamp Factor Aux Factor APos TPos Remark MHz dBuV/m dBuV/m dB dBuV dB/m dB dB dB cm deg 1 5727.40 50.24 68.20 -17.96 41.43 33.80 13.06 38.05 0.00 106 353 Peak	Blank

Mode	141	
	Band Edge - L	
	U-NII-2C_5.47-5.725_802.11be EHT80_CH106_20MHz Puncture Location 4_5530MHz	
ANT	6+7	
Pol.	Vertical	Fundamental
Peak	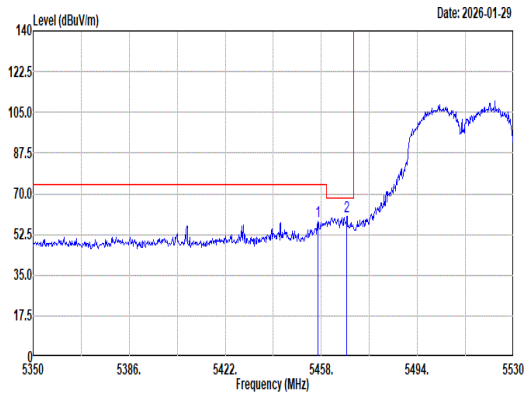 Site : 03CH17-HY Condition: PEAK_BE(UNII)_B3 3m DRH18-E_KV2D06A18ES_251105 VERTICAL : RBW:1000.000kHz VBW:3000.000kHz SWT:Auto Freq Level Limit Line Margin Read Level Ant Factor Cable Loss Preamp Factor Aux Factor APos TPos Remark MHz dBuV/m dBuV/m dB dBuV dB/m dB dB dB cm deg 1 5456.74 58.38 74.00 -15.62 50.74 32.43 13.29 38.08 0.00 117 25 Peak 2 5467.54 60.29 68.20 -7.91 52.61 32.47 13.30 38.09 0.00 117 25 Peak	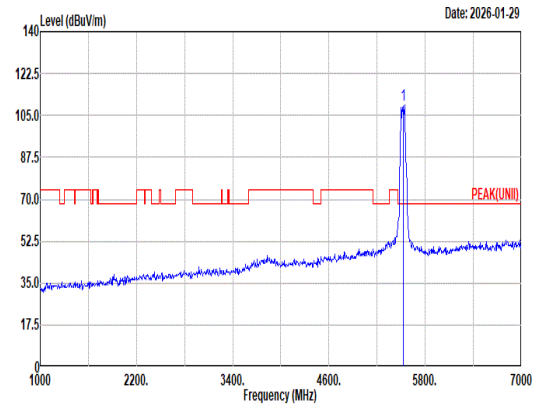 Site : 03CH17-HY Condition: PEAK(UNII) 3m DRH18-E_KV2D06A18ES_251105 VERTICAL : RBW:1000.000kHz VBW:3000.000kHz SWT:Auto Freq Level Limit Line Margin Read Level Ant Factor Cable Loss Preamp Factor Aux Factor APos TPos Remark MHz dBuV/m dBuV/m dB dBuV dB/m dB dB dB cm deg 1 5530.00 109.32 ------ ------ 101.29 32.77 13.36 38.10 0.00 117 25 Peak
Avg	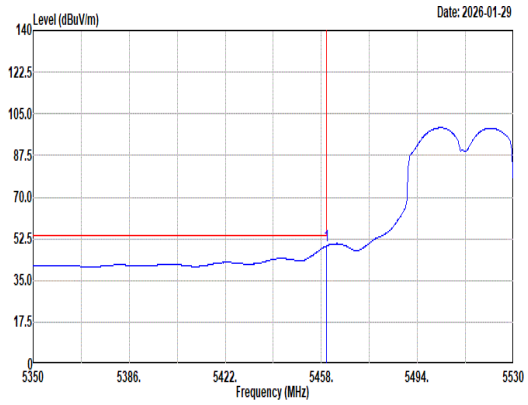 Site : 03CH17-HY Condition: AVG_BE(UNII)_B3 3m DRH18-E_KV2D06A18ES_251105 VERTICAL : RBW:1000.000kHz VBW:0.010kHz SWT:Auto Freq Level Limit Line Margin Read Level Ant Factor Cable Loss Preamp Factor Aux Factor APos TPos Remark MHz dBuV/m dBuV/m dB dBuV dB/m dB dB dB cm deg 1 5459.98 49.53 54.00 -4.47 41.88 32.44 13.29 38.08 0.00 117 25 Average	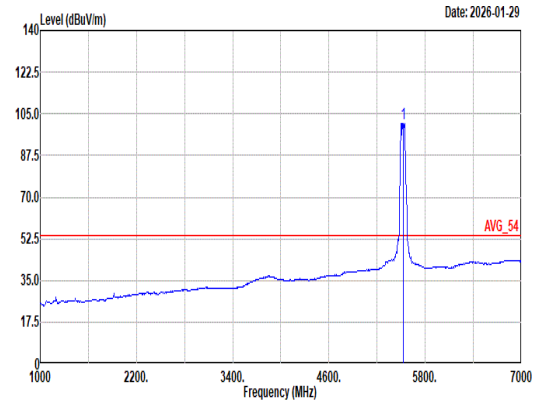 Site : 03CH17-HY Condition: AVG_54 3m DRH18-E_KV2D06A18ES_251105 VERTICAL : RBW:1000.000kHz VBW:0.010kHz SWT:Auto Freq Level Limit Line Margin Read Level Ant Factor Cable Loss Preamp Factor Aux Factor APos TPos Remark MHz dBuV/m dBuV/m dB dBuV dB/m dB dB dB cm deg 1 5530.00 101.04 ------ ------ 93.20 32.62 13.33 38.11 0.00 117 25 Average

Mode	141	
	Band Edge - R	
	U-NII-2C_5.47-5.725_802.11be EHT80_CH106_20MHz Puncture Location 4_5530MHz	
ANT	6+7	
Pol.	Vertical	Fundamental
Peak	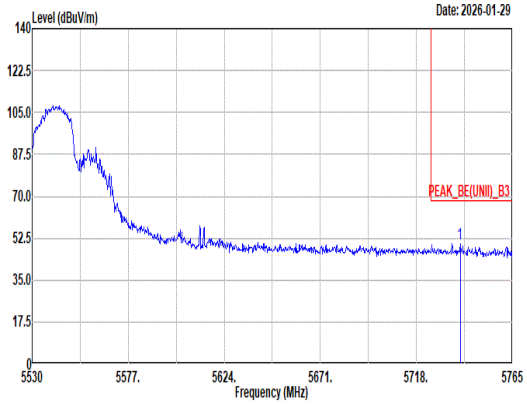 Site : 03CH17-HY Condition: PEAK_BE(UNII)_B3 3m DRH18-E_KV2D0GA18ES_251105 VERTICAL : RBW:1000.000kHz VBW:3000.000kHz SWT:Auto Limit Read Ant Cable Preamp Aux APos TPos Freq Level Line Margin Level Factor Loss Factor Factor Remark MHz dBuV/m dBuV/m dB dBuV dB/m dB dB dB cm deg 1 5739.39 50.16 68.20 -18.04 41.39 33.80 13.02 38.05 0.00 117 25 Peak	Blank

Mode	142	
	Band Edge - L	
	U-NII-2C_5.47-5.725_802.11be EHT80_CH122_20MHz Puncture Location 1_5610MHz	
ANT	6+7	
Pol.	Horizontal	Fundamental
Peak	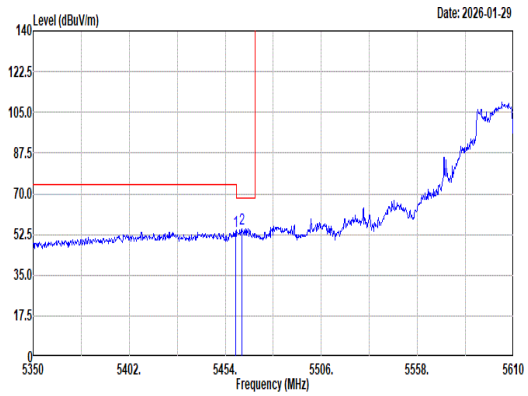 Site : 03CH17-HY Condition: PEAK_BE(UNII)_B3 3m DRH18-E_KV2D06A18ES_251105 HORIZONTAL : RBW:1000.000kHz VBW:3000.000kHz SWT:Auto Freq Level Limit Line Margin Read Level Ant Factor Cable Loss Preamp Factor Aux Factor APos TPos Remark MHz dBuV/m dBuV/m dB dBuV dB/m dB dB dB cm deg 1 5459.72 53.96 74.00 -20.04 46.31 32.44 13.29 38.08 0.00 100 353 Peak 2 5462.84 55.14 68.20 -13.06 47.47 32.45 13.30 38.08 0.00 100 353 Peak	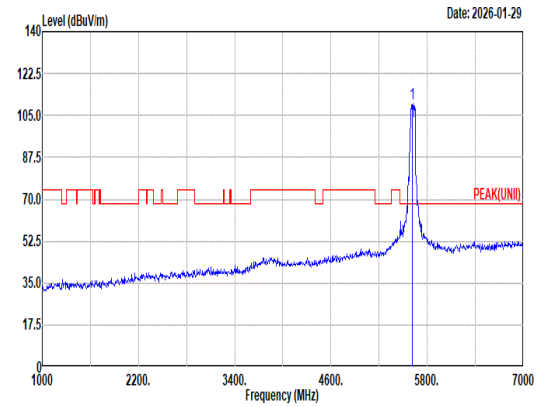 Site : 03CH17-HY Condition: PEAK(UNII) 3m DRH18-E_KV2D06A18ES_251105 HORIZONTAL : RBW:1000.000kHz VBW:3000.000kHz SWT:Auto Freq Level Limit Line Margin Read Level Ant Factor Cable Loss Preamp Factor Aux Factor APos TPos Remark MHz dBuV/m dBuV/m dB dBuV dB/m dB dB dB cm deg 1 5610.00 109.78 ------ ------ 101.42 33.11 13.33 38.08 0.00 100 353 Peak
Avg	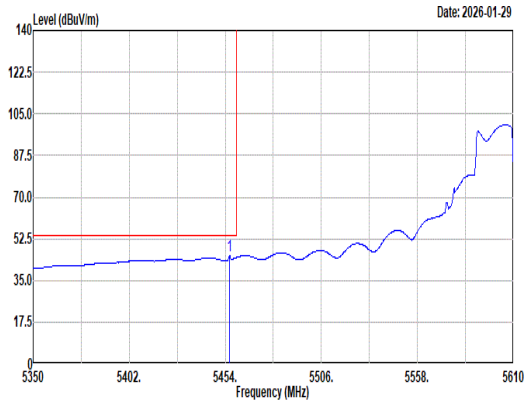 Site : 03CH17-HY Condition: AVG_BE(UNII)_B3 3m DRH18-E_KV2D06A18ES_251105 HORIZONTAL : RBW:1000.000kHz VBW:0.010kHz SWT:Auto Freq Level Limit Line Margin Read Level Ant Factor Cable Loss Preamp Factor Aux Factor APos TPos Remark MHz dBuV/m dBuV/m dB dBuV dB/m dB dB dB cm deg 1 5456.34 45.55 54.00 -8.45 37.91 32.43 13.29 38.08 0.00 100 353 Average	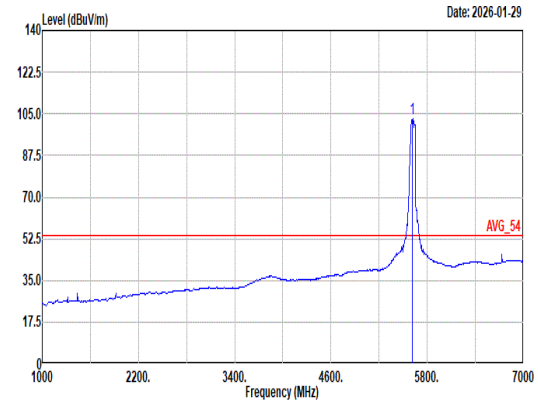 Site : 03CH17-HY Condition: AVG_54 3m DRH18-E_KV2D06A18ES_251105 HORIZONTAL : RBW:1000.000kHz VBW:0.010kHz SWT:Auto Freq Level Limit Line Margin Read Level Ant Factor Cable Loss Preamp Factor Aux Factor APos TPos Remark MHz dBuV/m dBuV/m dB dBuV dB/m dB dB dB cm deg 1 5610.00 102.79 ------ ------ 94.43 33.11 13.33 38.08 0.00 100 353 Average

Mode	142	
	Band Edge - R	
	U-NII-2C_5.47-5.725_802.11be EHT80_CH122_20MHz Puncture Location 1_5610MHz	
ANT	6+7	
Pol.	Horizontal	Fundamental
Peak	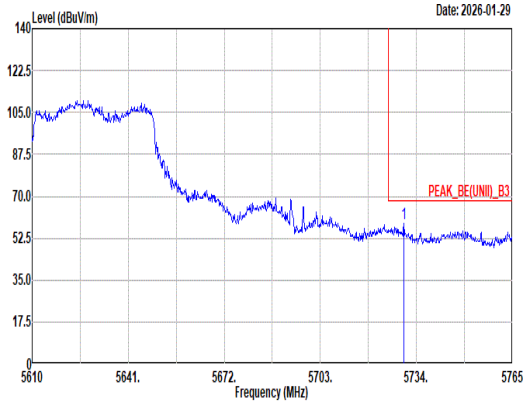 Site : 03CH17-HY Condition: PEAK_BE(UNII)_B3 3m DRH18-E_KV2D0GA18ES_251105 HORIZONTAL : RBW:1000.000kHz VBW:3000.000kHz SWT:Auto Freq Level Limit Line Margin Read Level Ant Factor Cable Loss Preamp Factor Aux Factor APos TPos Remark MHz dBuV/m dBuV/m dB dBuV dB/m dB dB dB cm deg 1 5729.97 58.38 68.20 -9.82 49.58 33.80 13.05 38.05 0.00 100 353 Peak	Blank

Mode	142	
	Band Edge - L	
	U-NII-2C_5.47-5.725_802.11be EHT80_CH122_20MHz Puncture Location 1_5610MHz	
ANT	6+7	
Pol.	Vertical	Fundamental
Peak	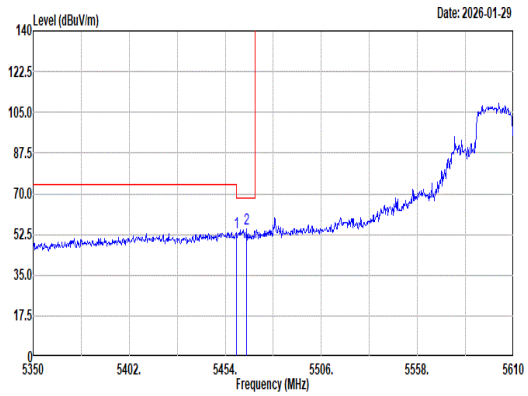 Site : 03CH17-HY Condition: PEAK_BE(UNII)_B3 3m DRH18-E_KV2D06A18ES_251105 VERTICAL : RBW:1000.000kHz VBW:3000.000kHz SWT:Auto Freq Level Limit Line Margin Read Level Ant Factor Cable Loss Preamp Factor Aux Factor APos TPos Remark MHz dBuV/m dBuV/m dB dBuV dB/m dB dB dB cm deg 1 5459.98 53.40 74.00 -20.60 45.75 32.44 13.29 38.08 0.00 232 0 Peak 2 5465.70 55.06 68.20 -13.14 47.39 32.46 13.30 38.09 0.00 232 0 Peak	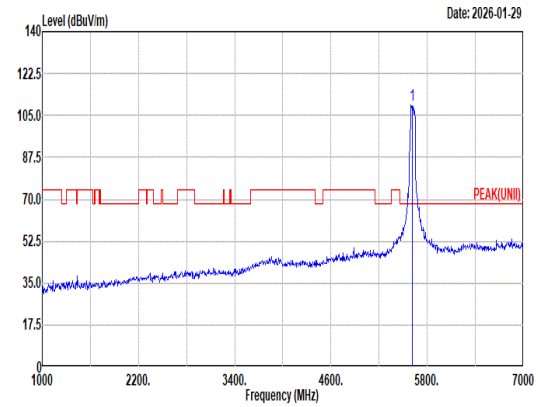 Site : 03CH17-HY Condition: PEAK(UNII) 3m DRH18-E_KV2D06A18ES_251105 VERTICAL : RBW:1000.000kHz VBW:3000.000kHz SWT:Auto Freq Level Limit Line Margin Read Level Ant Factor Cable Loss Preamp Factor Aux Factor APos TPos Remark MHz dBuV/m dBuV/m dB dBuV dB/m dB dB dB cm deg 1 5610.00 109.55 ------ ------ 101.35 32.89 13.40 38.09 0.00 232 0 Peak
Avg	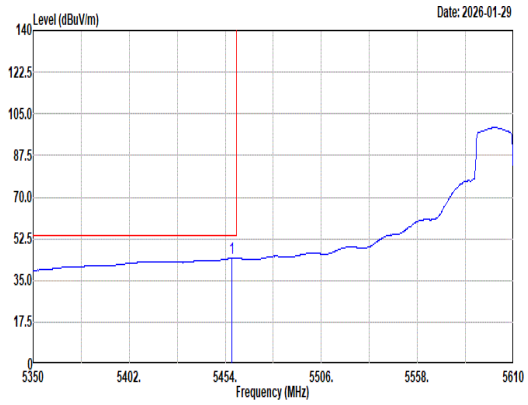 Site : 03CH17-HY Condition: AVG_BE(UNII)_B3 3m DRH18-E_KV2D06A18ES_251105 VERTICAL : RBW:1000.000kHz VBW:0.010kHz SWT:Auto Freq Level Limit Line Margin Read Level Ant Factor Cable Loss Preamp Factor Aux Factor APos TPos Remark MHz dBuV/m dBuV/m dB dBuV dB/m dB dB dB cm deg 1 5457.38 44.27 54.00 -9.73 36.63 32.43 13.29 38.08 0.00 232 0 Average	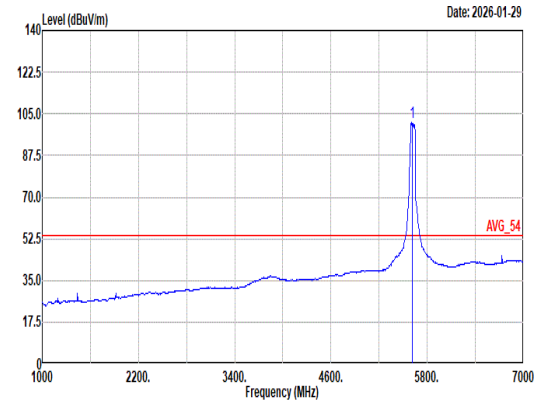 Site : 03CH17-HY Condition: AVG_54 3m DRH18-E_KV2D06A18ES_251105 VERTICAL : RBW:1000.000kHz VBW:0.010kHz SWT:Auto Freq Level Limit Line Margin Read Level Ant Factor Cable Loss Preamp Factor Aux Factor APos TPos Remark MHz dBuV/m dBuV/m dB dBuV dB/m dB dB dB cm deg 1 5610.00 101.19 ------ ------ 92.96 32.92 13.39 38.08 0.00 232 0 Average

Mode	142	
	Band Edge - R	
	U-NII-2C_5.47-5.725_802.11be EHT80_CH122_20MHz Puncture Location 1_5610MHz	
ANT	6+7	
Pol.	Vertical	Fundamental
Peak	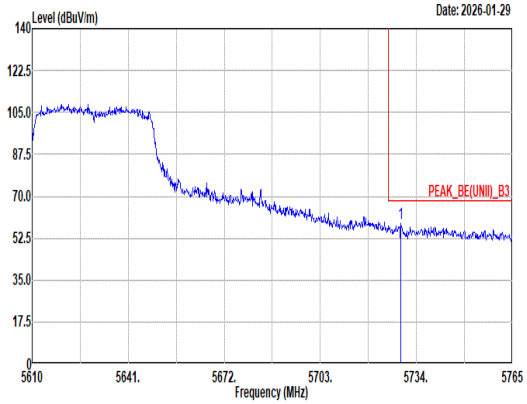 Site : 03CH17-HY Condition: PEAK_BE(UNII)_B3 3m DRH18-E_KV2D0GA18ES_251105 VERTICAL : RBW:1000.000kHz VBW:3000.000kHz SWT:Auto Limit Read Ant Cable Preamp Aux APos TPos Freq Level Line Margin Level Factor Loss Factor Factor Remark MHz dBuV/m dBuV/m dB dBuV dB/m dB dB dB cm deg 1 5729.04 58.55 68.20 -9.65 49.75 33.80 13.05 38.05 0.00 232 0 Peak	Blank

Mode	145	
	Band Edge - L	
	U-NII-2C_5.47-5.725_802.11be EHT160_CH114_20MHz Puncture Location 1_5570MHz	
ANT	6+7	
Pol.	Horizontal	Fundamental
Peak	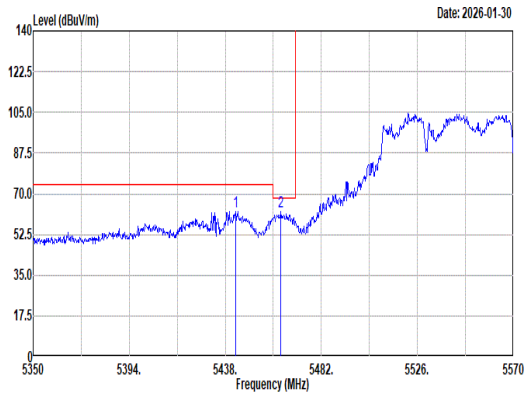 Site : 03CH17-HY Condition: PEAK_BE(UNII)_B3 3m DRH18-E_KV2D06A18ES_251105 HORIZONTAL : RBW:1000.000kHz VBW:3000.000kHz SWT:Auto Freq Level Limit Line Margin Read Level Ant Factor Cable Loss Preamp Factor Aux Factor APos TPos Remark MHz dBuV/m dBuV/m dB dBuV dB/m dB dB dB cm deg 1 5442.62 62.23 74.00 -11.77 54.63 32.39 13.28 38.07 0.00 113 348 Peak 2 5463.52 62.29 68.20 -5.91 54.63 32.45 13.30 38.09 0.00 113 348 Peak	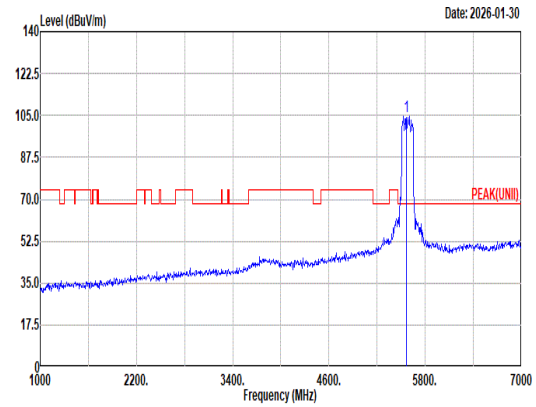 Site : 03CH17-HY Condition: PEAK(UNII) 3m DRH18-E_KV2D06A18ES_251105 HORIZONTAL : RBW:1000.000kHz VBW:3000.000kHz SWT:Auto Freq Level Limit Line Margin Read Level Ant Factor Cable Loss Preamp Factor Aux Factor APos TPos Remark MHz dBuV/m dBuV/m dB dBuV dB/m dB dB dB cm deg 1 5570.00 104.74 ------ ------ 96.77 32.72 13.35 38.10 0.00 113 348 Peak
Avg	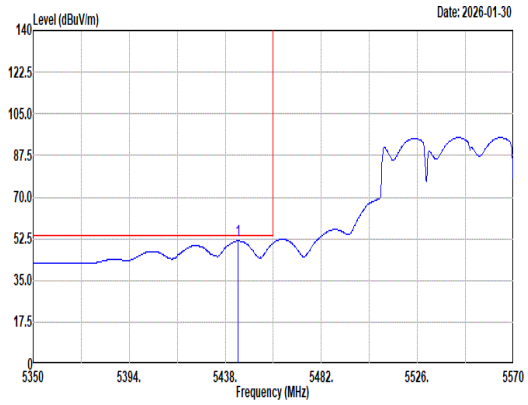 Site : 03CH17-HY Condition: AVG_BE(UNII)_B3 3m DRH18-E_KV2D06A18ES_251105 HORIZONTAL : RBW:1000.000kHz VBW:0.010kHz SWT:Auto Freq Level Limit Line Margin Read Level Ant Factor Cable Loss Preamp Factor Aux Factor APos TPos Remark MHz dBuV/m dBuV/m dB dBuV dB/m dB dB dB cm deg 1 5443.94 51.74 54.00 -2.26 44.14 32.39 13.28 38.07 0.00 113 348 Average	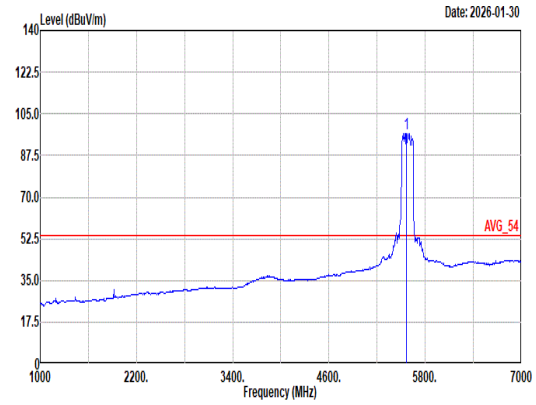 Site : 03CH17-HY Condition: AVG_54 3m DRH18-E_KV2D06A18ES_251105 HORIZONTAL : RBW:1000.000kHz VBW:0.010kHz SWT:Auto Freq Level Limit Line Margin Read Level Ant Factor Cable Loss Preamp Factor Aux Factor APos TPos Remark MHz dBuV/m dBuV/m dB dBuV dB/m dB dB dB cm deg 1 5570.00 96.90 ------ ------ 88.79 32.83 13.37 38.09 0.00 113 348 Average

Mode	145	
	Band Edge - R	
	U-NII-2C_5.47-5.725_802.11be EHT160_CH114_20MHz Puncture Location 1_5570MHz	
ANT	6+7	
Pol.	Horizontal	Fundamental
Peak	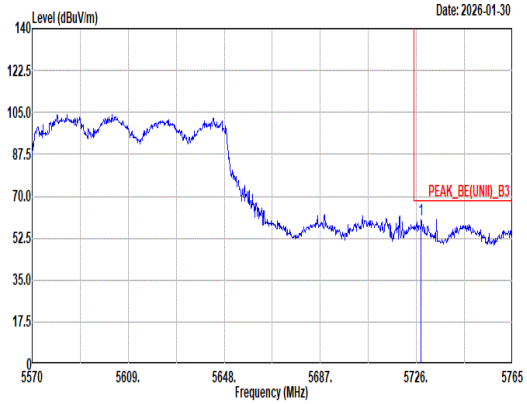 Site : 03CH17-HY Condition: PEAK_BE(UNII)_B3 3m DRH18-E_KV2D0GA18ES_251105 HORIZONTAL : RBW:1000.000kHz VBW:3000.000kHz SWT:Auto Freq Level Limit Line Margin Read Level Ant Factor Cable Loss Preamp Factor Aux Factor APos TPos Remark MHz dBuV/m dBuV/m dB dBuV dB/m dB dB dB cm deg 1 5727.95 60.22 68.20 -7.98 51.42 33.80 13.05 38.05 0.00 113 348 Peak	Blank

Mode	145	
	Band Edge - L	
	U-NII-2C_5.47-5.725_802.11be EHT160_CH114_20MHz Puncture Location 1_5570MHz	
ANT	6+7	
Pol.	Vertical	Fundamental
Peak	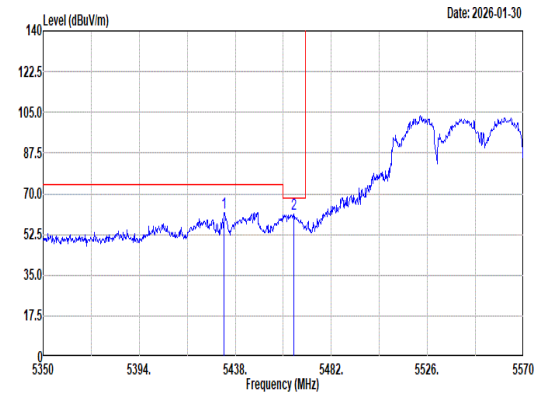 Site : 03CH17-HY Condition: PEAK_BE(UNII)_B3 3m DRH18-E_KV2D06A18ES_251105 VERTICAL : RBW:1000.000kHz VBW:3000.000kHz SWT:Auto Freq Level Limit Line Margin Read Level Ant Factor Cable Loss Preamp Factor Aux Factor APos TPos Remark MHz dBuV/m dBuV/m dB dBuV dB/m dB dB dB cm deg 1 5432.94 62.07 74.00 -11.93 54.49 32.37 13.27 38.06 0.00 100 22 Peak 2 5464.84 61.44 68.20 -6.76 53.77 32.46 13.30 38.09 0.00 100 22 Peak	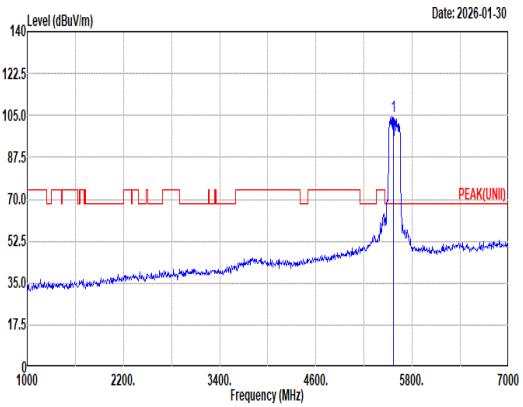 Site : 03CH17-HY Condition: PEAK(UNII) 3m DRH18-E_KV2D06A18ES_251105 VERTICAL : RBW:1000.000kHz VBW:3000.000kHz SWT:Auto Freq Level Limit Line Margin Read Level Ant Factor Cable Loss Preamp Factor Aux Factor APos TPos Remark MHz dBuV/m dBuV/m dB dBuV dB/m dB dB dB cm deg 1 5570.00 104.41 ------ ------ 96.38 32.77 13.36 38.10 0.00 100 22 Peak
Avg	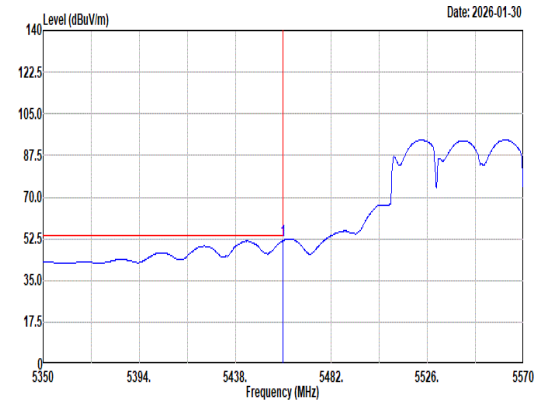 Site : 03CH17-HY Condition: AVG_BE(UNII)_B3 3m DRH18-E_KV2D06A18ES_251105 VERTICAL : RBW:1000.000kHz VBW:0.010kHz SWT:Auto Freq Level Limit Line Margin Read Level Ant Factor Cable Loss Preamp Factor Aux Factor APos TPos Remark MHz dBuV/m dBuV/m dB dBuV dB/m dB dB dB cm deg 1 5460.00 51.76 54.00 -2.24 44.10 32.44 13.30 38.08 0.00 100 22 Average	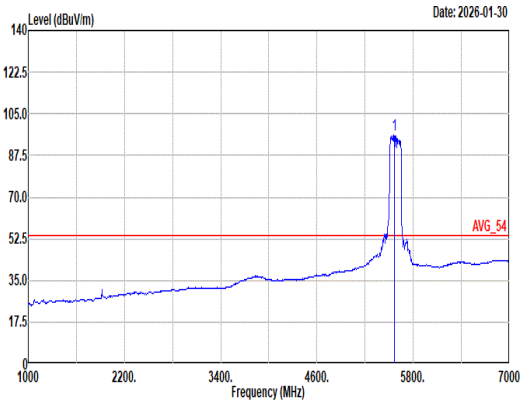 Site : 03CH17-HY Condition: AVG_54 3m DRH18-E_KV2D06A18ES_251105 VERTICAL : RBW:1000.000kHz VBW:0.010kHz SWT:Auto Freq Level Limit Line Margin Read Level Ant Factor Cable Loss Preamp Factor Aux Factor APos TPos Remark MHz dBuV/m dBuV/m dB dBuV dB/m dB dB dB cm deg 1 5570.00 95.91 ------ ------ 87.81 32.82 13.37 38.09 0.00 100 22 Average

Mode	145	
	Band Edge - R	
	U-NII-2C_5.47-5.725_802.11be EHT160_CH114_20MHz Puncture Location 1_5570MHz	
ANT	6+7	
Pol.	Vertical	Fundamental
Peak	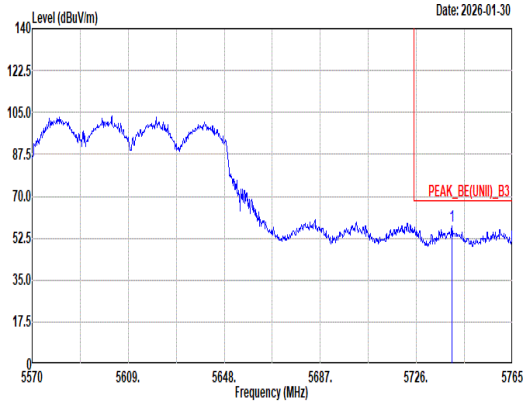 Site : 03CH17-HY Condition: PEAK_BE(UNII)_B3 3m DRH18-E_KV2D0GA18ES_251105 VERTICAL : RBW:1000.000kHz VBW:3000.000kHz SWT:Auto Freq Level Limit Line Margin Read Level Ant Factor Cable Loss Preamp Factor Aux Factor APos TPos Remark MHz dBuV/m dBuV/m dB dBuV dB/m dB dB dB cm deg 1 5740.43 57.32 68.20 -10.88 48.55 33.80 13.02 38.05 0.00 100 22 Peak	Blank

Mode	146	
	Band Edge - L	
	U-NII-2C_5.47-5.725_802.11be EHT160_CH114_20MHz Puncture Location 8_5570MHz	
ANT	6+7	
Pol.	Horizontal	Fundamental
Peak	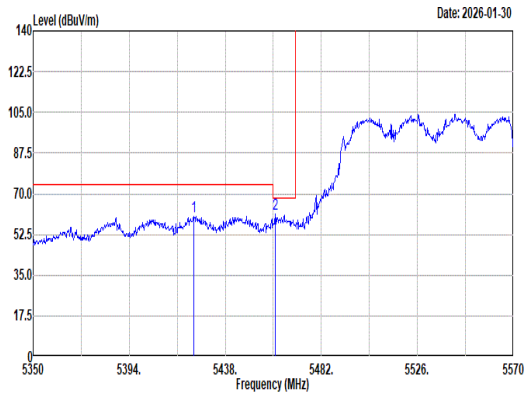 Site : 03CH17-HY Condition: PEAK_BE(UNII)_B3 3m DRH18-E_KV2D06A18ES_251105 HORIZONTAL : RBW:1000.000kHz VBW:3000.000kHz SWT:Auto Freq Level Limit Line Margin Read Level Ant Factor Cable Loss Preamp Factor Aux Factor APos TPos Remark MHz dBuV/m dBuV/m dB dBuV dB/m dB dB dB cm deg 1 5423.48 60.46 74.00 -13.54 52.90 32.35 13.27 38.06 0.00 100 346 Peak 2 5460.88 61.05 68.20 -7.15 53.39 32.44 13.30 38.08 0.00 100 346 Peak	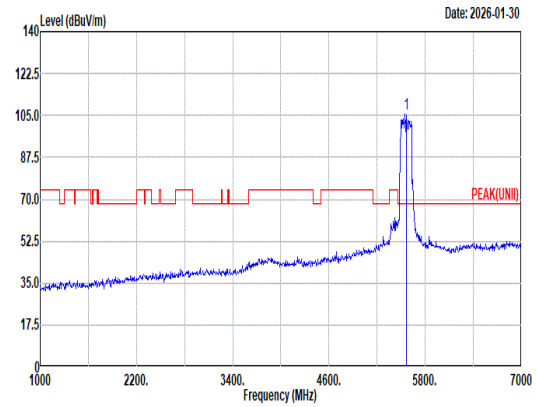 Site : 03CH17-HY Condition: PEAK(UNII) 3m DRH18-E_KV2D06A18ES_251105 HORIZONTAL : RBW:1000.000kHz VBW:3000.000kHz SWT:Auto Freq Level Limit Line Margin Read Level Ant Factor Cable Loss Preamp Factor Aux Factor APos TPos Remark MHz dBuV/m dBuV/m dB dBuV dB/m dB dB dB cm deg 1 5570.00 105.45 ------ ------ 97.40 32.79 13.36 38.10 0.00 100 346 Peak
Avg	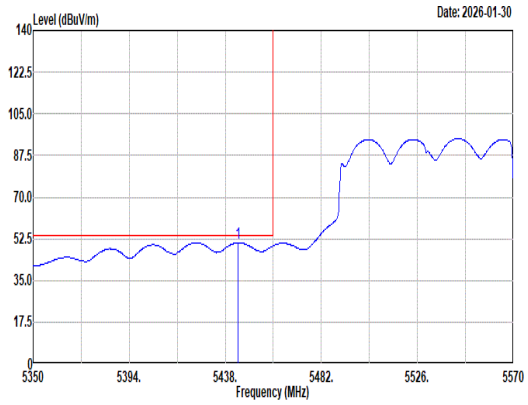 Site : 03CH17-HY Condition: AVG_BE(UNII)_B3 3m DRH18-E_KV2D06A18ES_251105 HORIZONTAL : RBW:1000.000kHz VBW:0.010kHz SWT:Auto Freq Level Limit Line Margin Read Level Ant Factor Cable Loss Preamp Factor Aux Factor APos TPos Remark MHz dBuV/m dBuV/m dB dBuV dB/m dB dB dB cm deg 1 5443.72 50.91 54.00 -3.09 43.31 32.39 13.28 38.07 0.00 100 346 Average	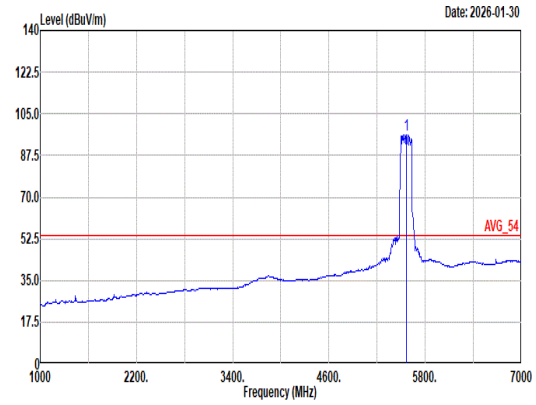 Site : 03CH17-HY Condition: AVG_54 3m DRH18-E_KV2D06A18ES_251105 HORIZONTAL : RBW:1000.000kHz VBW:0.010kHz SWT:Auto Freq Level Limit Line Margin Read Level Ant Factor Cable Loss Preamp Factor Aux Factor APos TPos Remark MHz dBuV/m dBuV/m dB dBuV dB/m dB dB dB cm deg 1 5570.00 96.15 ------ ------ 88.10 32.79 13.36 38.10 0.00 100 346 Average

Mode	146	
	Band Edge - R	
	U-NII-2C_5.47-5.725_802.11be EHT160_CH114_20MHz Puncture Location 8_5570MHz	
ANT	6+7	
Pol.	Horizontal	Fundamental
Peak	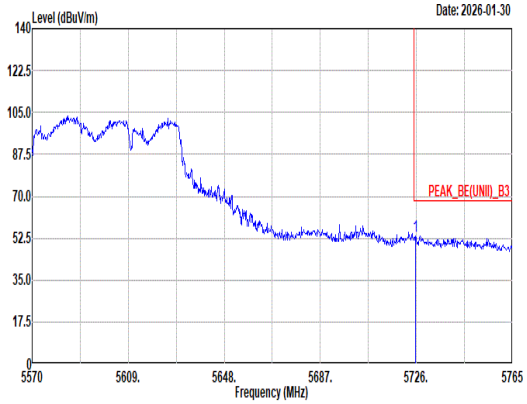 Site : 03CH17-HY Condition: PEAK_BE(UNII)_B3 3m DRH18-E_KV2D0GA18ES_251105 HORIZONTAL : RBW:1000.000kHz VBW:3000.000kHz SWT:Auto Freq Level Limit Line Margin Read Level Ant Factor Cable Loss Preamp Factor Aux Factor APos TPos Remark MHz dBuV/m dBuV/m dB dBuV dB/m dB dB dB cm deg 1 5725.61 53.48 68.20 -14.72 44.67 33.80 13.06 38.05 0.00 100 346 Peak	Blank

Mode	146	
	Band Edge - L	
	U-NII-2C_5.47-5.725_802.11be EHT160_CH114_20MHz Puncture Location 8_5570MHz	
ANT	6+7	
Pol.	Vertical	Fundamental
Peak	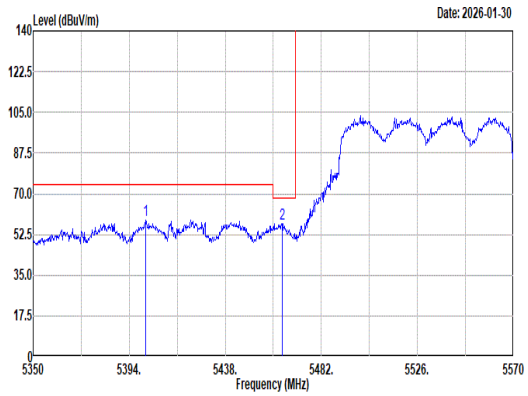 Site : 03CH17-HY Condition: PEAK_BE(UNII)_B3 3m DRH18-E_KV2D06A18ES_251105 VERTICAL : RBW:1000.000kHz VBW:3000.000kHz SWT:Auto Freq Level Limit Line Margin Read Level Ant Factor Cable Loss Preamp Factor Aux Factor APos TPos Remark MHz dBuV/m dBuV/m dB dBuV dB/m dB dB dB cm deg 1 5401.70 58.59 74.00 -15.41 51.08 32.30 13.25 38.04 0.00 100 18 Peak 2 5463.96 57.25 68.20 -10.95 49.58 32.46 13.30 38.09 0.00 100 18 Peak	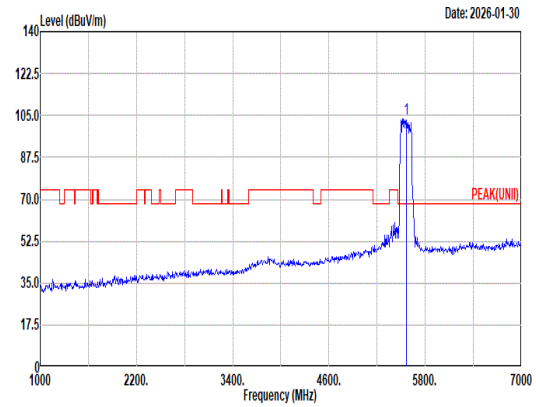 Site : 03CH17-HY Condition: PEAK(UNII) 3m DRH18-E_KV2D06A18ES_251105 VERTICAL : RBW:1000.000kHz VBW:3000.000kHz SWT:Auto Freq Level Limit Line Margin Read Level Ant Factor Cable Loss Preamp Factor Aux Factor APos TPos Remark MHz dBuV/m dBuV/m dB dBuV dB/m dB dB dB cm deg 1 5570.00 103.65 ------ ------ 95.71 32.70 13.34 38.10 0.00 100 18 Peak
Avg	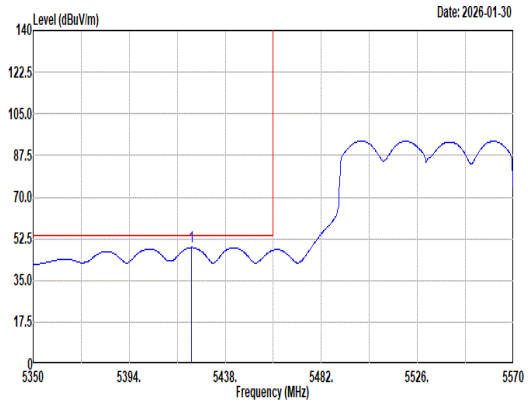 Site : 03CH17-HY Condition: AVG_BE(UNII)_B3 3m DRH18-E_KV2D06A18ES_251105 VERTICAL : RBW:1000.000kHz VBW:0.010kHz SWT:Auto Freq Level Limit Line Margin Read Level Ant Factor Cable Loss Preamp Factor Aux Factor APos TPos Remark MHz dBuV/m dBuV/m dB dBuV dB/m dB dB dB cm deg 1 5422.38 48.88 54.00 -5.12 41.33 32.34 13.27 38.06 0.00 100 18 Average	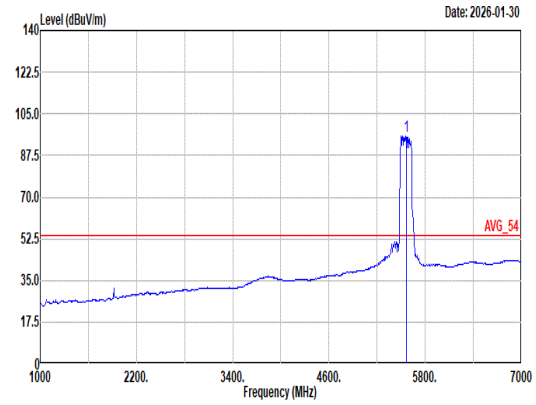 Site : 03CH17-HY Condition: AVG_54 3m DRH18-E_KV2D06A18ES_251105 VERTICAL : RBW:1000.000kHz VBW:0.010kHz SWT:Auto Freq Level Limit Line Margin Read Level Ant Factor Cable Loss Preamp Factor Aux Factor APos TPos Remark MHz dBuV/m dBuV/m dB dBuV dB/m dB dB dB cm deg 1 5570.00 95.48 ------ ------ 87.67 32.60 13.32 38.11 0.00 100 18 Average

Mode	146	
	Band Edge - R	
	U-NII-2C_5.47-5.725_802.11be EHT160_CH114_20MHz Puncture Location 8_5570MHz	
ANT	6+7	
Pol.	Vertical	Fundamental
Peak	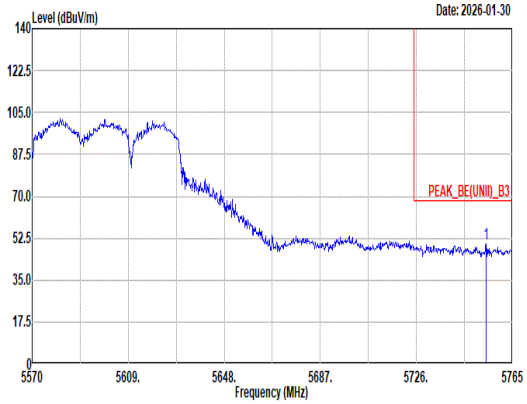 Site : 03CH17-HY Condition: PEAK_BE(UNII)_B3 3m DRH18-E_KV2D0GA18ES_251105 VERTICAL : RBW:1000.000kHz VBW:3000.000kHz SWT:Auto Freq Level Limit Line Margin Read Level Ant Factor Cable Loss Preamp Factor Aux Factor APos TPos Remark MHz dBuV/m dBuV/m dB dBuV dB/m dB dB dB cm deg 1 5754.28 50.07 68.20 -18.13 41.33 33.80 12.98 38.04 0.00 100 18 Peak	Blank

Mode	147	
	Band Edge - L	
	U-NII-2C_5.47-5.725_802.11be EHT160_CH114_40MHz Puncture Location 1_5570MHz	
ANT	6+7	
Pol.	Horizontal	Fundamental
Peak	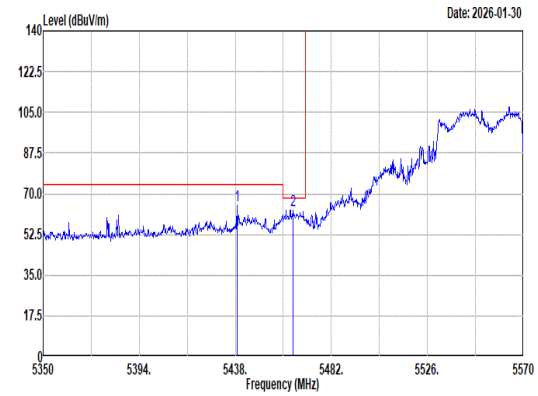 Site : 03CH17-HY Condition: PEAK_BE(UNII)_B3 3m DRH18-E_KV2D06A18ES_251105 HORIZONTAL : RBW:1000.000kHz VBW:3000.000kHz SWT:Auto Freq Level Limit Line Margin Read Level Ant Factor Cable Loss Preamp Factor Aux Factor APos TPos Remark MHz dBuV/m dBuV/m dB dBuV dB/m dB dB dB cm deg 1 5438.88 64.86 74.00 -9.14 57.27 32.38 13.28 38.07 0.00 100 344 Peak 2 5464.62 62.84 68.20 -5.36 55.17 32.46 13.30 38.09 0.00 100 344 Peak	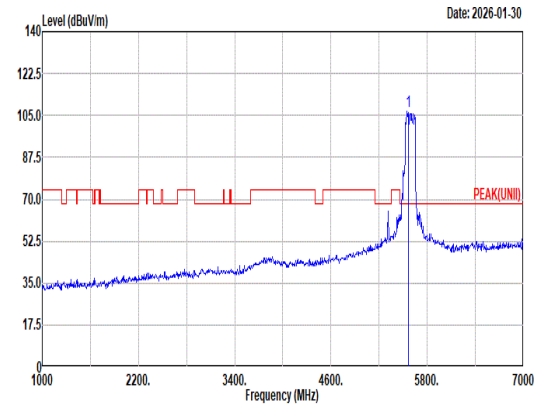 Site : 03CH17-HY Condition: PEAK(UNII) 3m DRH18-E_KV2D06A18ES_251105 HORIZONTAL : RBW:1000.000kHz VBW:3000.000kHz SWT:Auto Freq Level Limit Line Margin Read Level Ant Factor Cable Loss Preamp Factor Aux Factor APos TPos Remark MHz dBuV/m dBuV/m dB dBuV dB/m dB dB dB cm deg 1 5570.00 106.91 ------ ------ 98.88 32.77 13.36 38.10 0.00 100 344 Peak
Avg	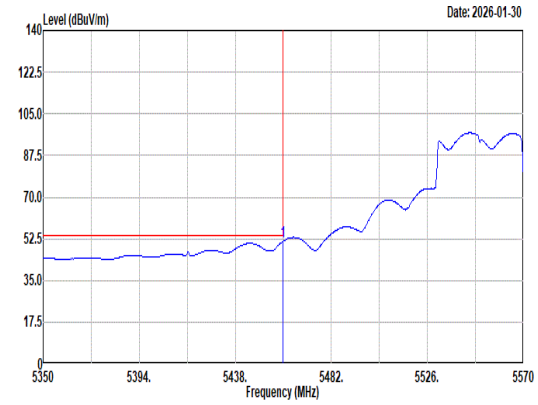 Site : 03CH17-HY Condition: AVG_BE(UNII)_B3 3m DRH18-E_KV2D06A18ES_251105 HORIZONTAL : RBW:1000.000kHz VBW:0.010kHz SWT:Auto Freq Level Limit Line Margin Read Level Ant Factor Cable Loss Preamp Factor Aux Factor APos TPos Remark MHz dBuV/m dBuV/m dB dBuV dB/m dB dB dB cm deg 1 5460.00 51.49 54.00 -2.51 43.83 32.44 13.30 38.08 0.00 100 344 Average	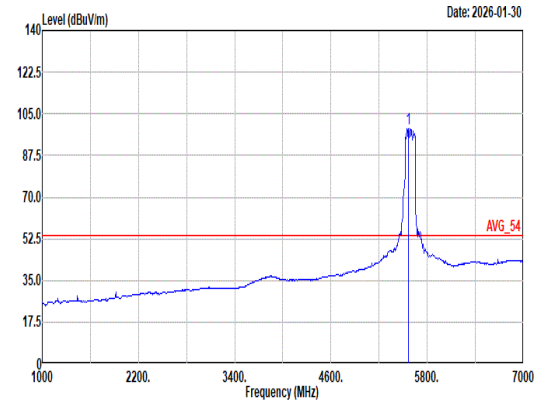 Site : 03CH17-HY Condition: AVG_54 3m DRH18-E_KV2D06A18ES_251105 HORIZONTAL : RBW:1000.000kHz VBW:0.010kHz SWT:Auto Freq Level Limit Line Margin Read Level Ant Factor Cable Loss Preamp Factor Aux Factor APos TPos Remark MHz dBuV/m dBuV/m dB dBuV dB/m dB dB dB cm deg 1 5570.00 98.83 ------ ------ 90.78 32.79 13.36 38.10 0.00 100 344 Average

Mode	147	
	Band Edge - R	
	U-NII-2C_5.47-5.725_802.11be EHT160_CH114_40MHz Puncture Location 1_5570MHz	
ANT	6+7	
Pol.	Horizontal	Fundamental
Peak	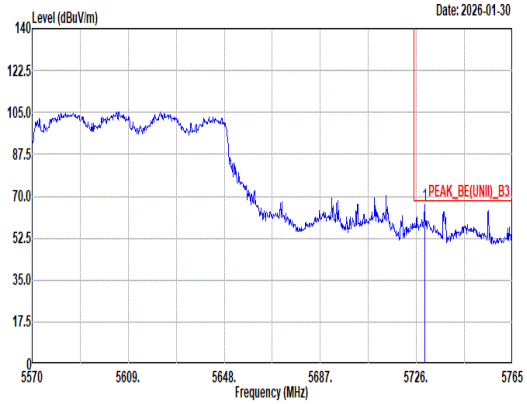 Site : 03CH17-HY Condition: PEAK_BE(UNII)_B3 3m DRH18-E_KV2D0GA18ES_251105 HORIZONTAL : RBW:1000.000kHz VBW:3000.000kHz SWT:Auto Freq Level Limit Line Margin Read Level Ant Factor Cable Loss Preamp Factor Aux Factor APos TPos Remark MHz dBuV/m dBuV/m dB dBuV dB/m dB dB dB cm deg 1 5729.32 66.59 68.20 -1.61 57.79 33.80 13.05 38.05 0.00 100 344 Peak	Blank

Mode	147	
	Band Edge - L	
	U-NII-2C_5.47-5.725_802.11be EHT160_CH114_40MHz Puncture Location 1_5570MHz	
ANT	6+7	
Pol.	Vertical	Fundamental
Peak	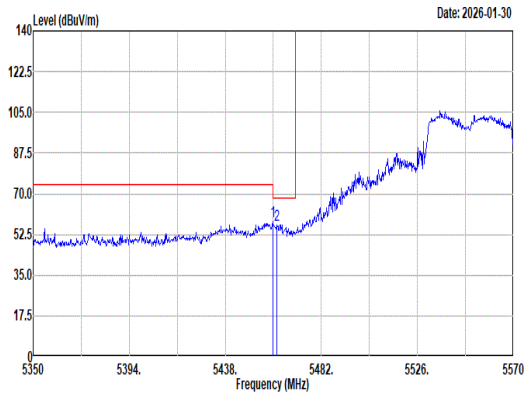 Site : 03CH17-HY Condition: PEAK_BE(UNII)_B3 3m DRH18-E_KV2D06A18ES_251105 VERTICAL : RBW:1000.000kHz VBW:3000.000kHz SWT:Auto Freq Level Limit Line Margin Read Level Ant Factor Cable Loss Preamp Factor Aux Factor APos TPos Remark MHz dBuV/m dBuV/m dB dBuV dB/m dB dB dB cm deg 1 5459.78 57.96 74.00 -16.04 50.31 32.44 13.29 38.08 0.00 269 360 Peak 2 5461.76 56.56 68.20 -11.64 48.89 32.45 13.30 38.08 0.00 269 360 Peak	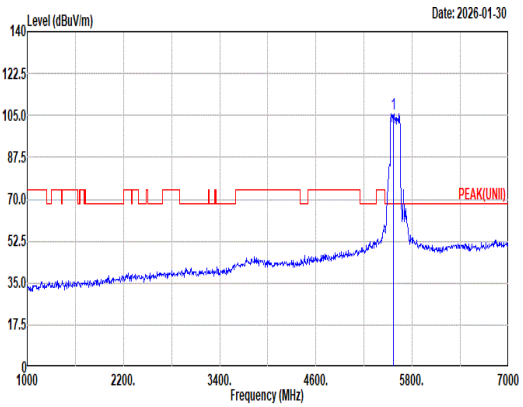 Site : 03CH17-HY Condition: PEAK(UNII) 3m DRH18-E_KV2D06A18ES_251105 VERTICAL : RBW:1000.000kHz VBW:3000.000kHz SWT:Auto Freq Level Limit Line Margin Read Level Ant Factor Cable Loss Preamp Factor Aux Factor APos TPos Remark MHz dBuV/m dBuV/m dB dBuV dB/m dB dB dB cm deg 1 5570.00 105.83 ------ ------ 97.40 33.20 13.30 38.07 0.00 269 360 Peak
Avg	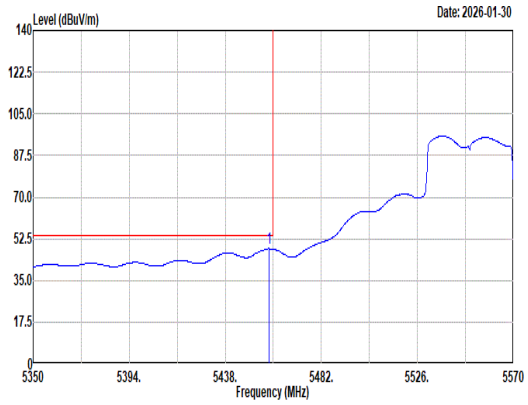 Site : 03CH17-HY Condition: AVG_BE(UNII)_B3 3m DRH18-E_KV2D06A18ES_251105 VERTICAL : RBW:1000.000kHz VBW:0.010kHz SWT:Auto Freq Level Limit Line Margin Read Level Ant Factor Cable Loss Preamp Factor Aux Factor APos TPos Remark MHz dBuV/m dBuV/m dB dBuV dB/m dB dB dB cm deg 1 5458.02 48.39 54.00 -5.61 40.75 32.43 13.29 38.08 0.00 269 360 Average	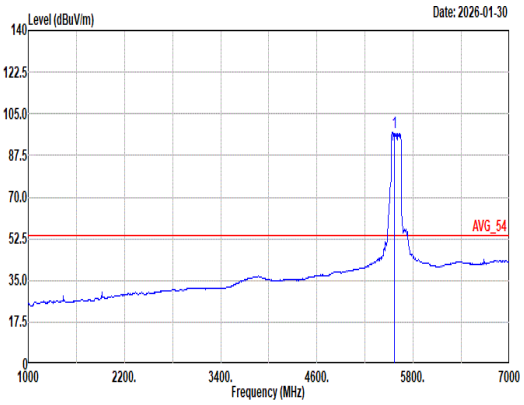 Site : 03CH17-HY Condition: AVG_54 3m DRH18-E_KV2D06A18ES_251105 VERTICAL : RBW:1000.000kHz VBW:0.010kHz SWT:Auto Freq Level Limit Line Margin Read Level Ant Factor Cable Loss Preamp Factor Aux Factor APos TPos Remark MHz dBuV/m dBuV/m dB dBuV dB/m dB dB dB cm deg 1 5570.00 97.34 ------ ------ 89.35 32.74 13.35 38.10 0.00 269 360 Average

Mode	147	
	Band Edge - R	
	U-NII-2C_5.47-5.725_802.11be EHT160_CH114_40MHz Puncture Location 1_5570MHz	
ANT	6+7	
Pol.	Vertical	Fundamental
Peak	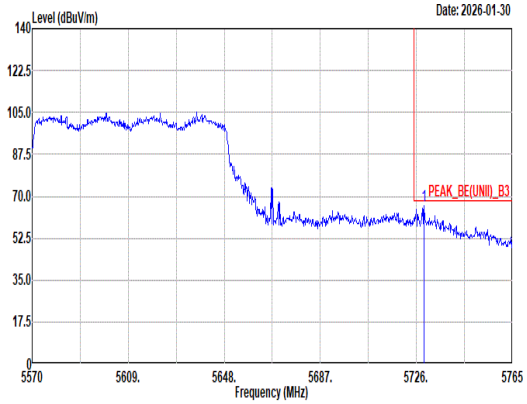 Site : 03CH17-HY Condition: PEAK_BE(UNII)_B3 3m DRH18-E_KV2D0GA18ES_251105 VERTICAL : RBW:1000.000kHz VBW:3000.000kHz SWT:Auto Freq Level Limit Line Margin Read Level Ant Factor Cable Loss Preamp Factor Aux Factor APos TPos Remark MHz dBuV/m dBuV/m dB dBuV dB/m dB dB dB cm deg 1 5729.12 65.88 68.20 -2.32 57.08 33.80 13.05 38.05 0.00 269 360 Peak	Blank

Mode	148	
	Band Edge - L	
	U-NII-2C_5.47-5.725_802.11be EHT160_CH114_40MHz Puncture Location 4_5570MHz	
ANT	6+7	
Pol.	Horizontal	Fundamental
Peak	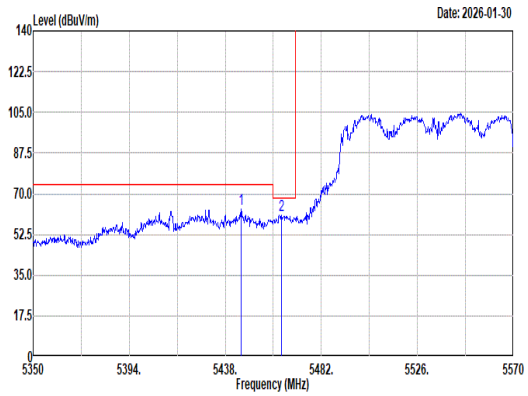 Site : 03CH17-HY Condition: PEAK_BE(UNII)_B3 3m DRH18-E_KV2D06A18ES_251105 HORIZONTAL : RBW:1000.000kHz VBW:3000.000kHz SWT:Auto Freq Level Limit Line Margin Read Level Ant Factor Cable Loss Preamp Factor Aux Factor APos TPos Remark MHz dBuV/m dBuV/m dB dBuV dB/m dB dB dB cm deg 1 5445.26 63.63 74.00 -10.37 56.03 32.39 13.28 38.07 0.00 100 346 Peak 2 5463.74 60.83 68.20 -7.37 53.17 32.45 13.30 38.09 0.00 100 346 Peak	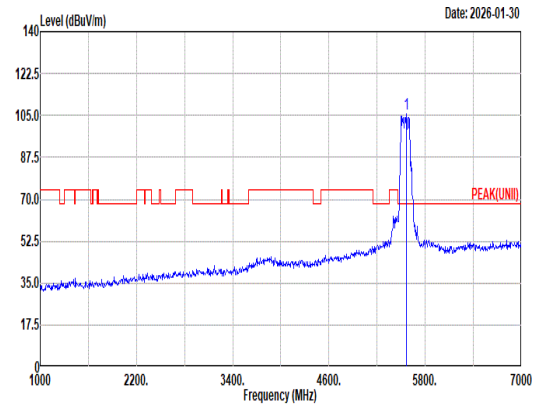 Site : 03CH17-HY Condition: PEAK(UNII) 3m DRH18-E_KV2D06A18ES_251105 HORIZONTAL : RBW:1000.000kHz VBW:3000.000kHz SWT:Auto Freq Level Limit Line Margin Read Level Ant Factor Cable Loss Preamp Factor Aux Factor APos TPos Remark MHz dBuV/m dBuV/m dB dBuV dB/m dB dB dB cm deg 1 5570.00 105.44 ------ ------ 97.33 32.83 13.37 38.09 0.00 100 346 Peak
Avg	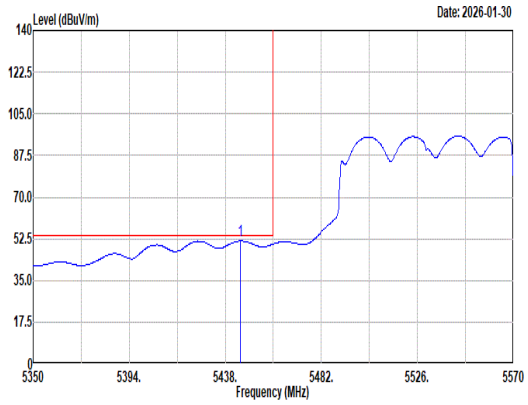 Site : 03CH17-HY Condition: AVG_BE(UNII)_B3 3m DRH18-E_KV2D06A18ES_251105 HORIZONTAL : RBW:1000.000kHz VBW:0.010kHz SWT:Auto Freq Level Limit Line Margin Read Level Ant Factor Cable Loss Preamp Factor Aux Factor APos TPos Remark MHz dBuV/m dBuV/m dB dBuV dB/m dB dB dB cm deg 1 5444.82 51.59 54.00 -2.41 43.99 32.39 13.28 38.07 0.00 100 346 Average	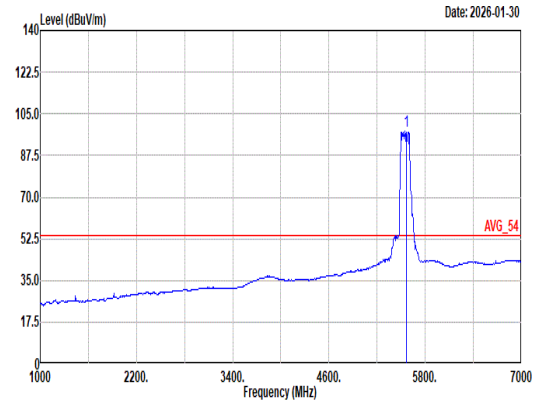 Site : 03CH17-HY Condition: AVG_54 3m DRH18-E_KV2D06A18ES_251105 HORIZONTAL : RBW:1000.000kHz VBW:0.010kHz SWT:Auto Freq Level Limit Line Margin Read Level Ant Factor Cable Loss Preamp Factor Aux Factor APos TPos Remark MHz dBuV/m dBuV/m dB dBuV dB/m dB dB dB cm deg 1 5570.00 97.53 ------ ------ 89.50 32.77 13.36 38.10 0.00 100 346 Average

Mode	148	
	Band Edge - R	
	U-NII-2C_5.47-5.725_802.11be EHT160_CH114_40MHz Puncture Location 4_5570MHz	
ANT	6+7	
Pol.	Horizontal	Fundamental
Peak	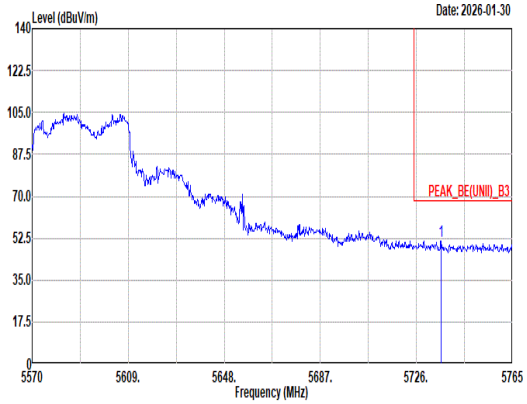 Site : 03CH17-HY Condition: PEAK_BE(UNII)_B3 3m DRH18-E_KV2D0GA18ES_251105 HORIZONTAL : RBW:1000.000kHz VBW:3000.000kHz SWT:Auto Freq Level Limit Line Margin Read Level Ant Factor Cable Loss Preamp Factor Aux Factor APos TPos Remark MHz dBuV/m dBuV/m dB dBuV dB/m dB dB dB cm deg 1 5735.95 51.14 68.20 -17.06 42.36 33.80 13.03 38.05 0.00 100 346 Peak	Blank

Mode	148
	Band Edge - L
	U-NII-2C_5.47-5.725_802.11be EHT160_CH114_40MHz Puncture Location 4_5570MHz
ANT	6+7

Pol.	Vertical	Fundamental
Peak	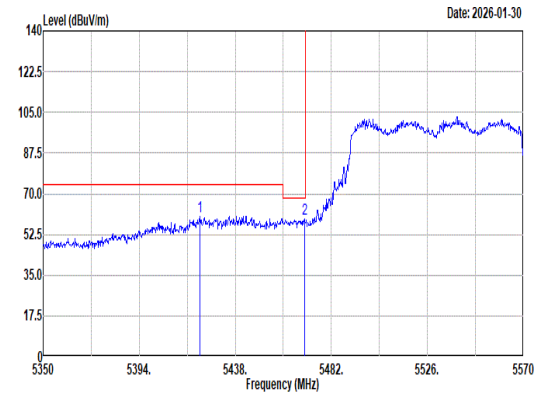 Site : 03CH17-HY Condition: PEAK_BE(UNII)_B3 3m DRH18-E_KV2D06A18ES_251105 VERTICAL : RBW:1000.000kHz VBW:3000.000kHz SWT:Auto Freq Level Limit Line Margin Read Level Ant Factor Cable Loss Preamp Factor Aux Factor APos TPos Remark MHz dBuV/m dBuV/m dB dBuV dB/m dB dB dB cm deg 1 5421.94 60.36 74.00 -13.64 52.81 32.34 13.27 38.06 0.00 100 87 Peak 2 5469.68 59.11 68.20 -9.09 51.42 32.48 13.30 38.09 0.00 100 87 Peak	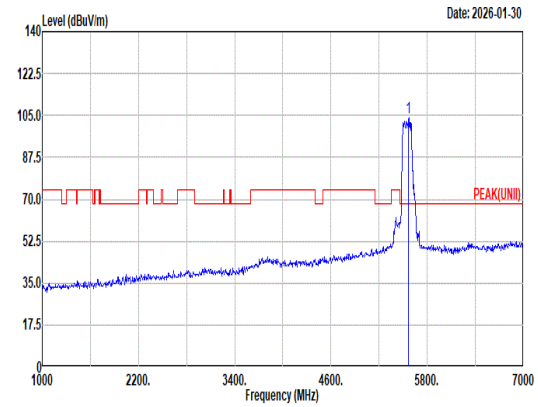 Site : 03CH17-HY Condition: PEAK(UNII) 3m DRH18-E_KV2D06A18ES_251105 VERTICAL : RBW:1000.000kHz VBW:3000.000kHz SWT:Auto Freq Level Limit Line Margin Read Level Ant Factor Cable Loss Preamp Factor Aux Factor APos TPos Remark MHz dBuV/m dBuV/m dB dBuV dB/m dB dB dB cm deg 1 5570.00 103.94 ------ ------ 95.79 32.86 13.38 38.09 0.00 100 87 Peak
Avg	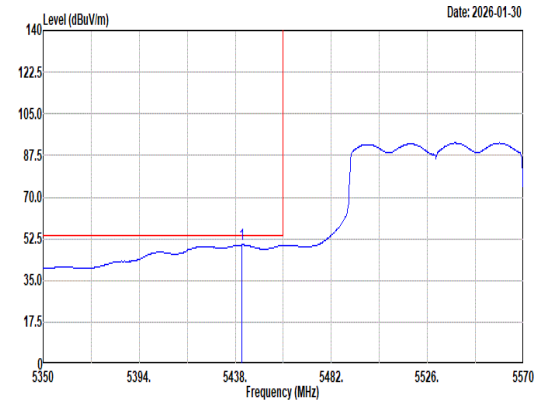 Site : 03CH17-HY Condition: AVG_BE(UNII)_B3 3m DRH18-E_KV2D06A18ES_251105 VERTICAL : RBW:1000.000kHz VBW:0.010kHz SWT:Auto Freq Level Limit Line Margin Read Level Ant Factor Cable Loss Preamp Factor Aux Factor APos TPos Remark MHz dBuV/m dBuV/m dB dBuV dB/m dB dB dB cm deg 1 5440.86 49.96 54.00 -4.04 42.37 32.38 13.28 38.07 0.00 100 87 Average	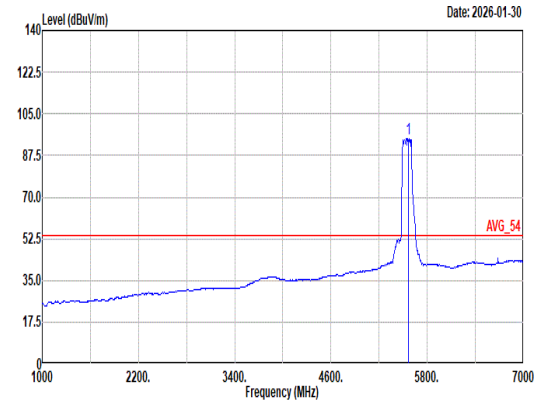 Site : 03CH17-HY Condition: AVG_54 3m DRH18-E_KV2D06A18ES_251105 VERTICAL : RBW:1000.000kHz VBW:0.010kHz SWT:Auto Freq Level Limit Line Margin Read Level Ant Factor Cable Loss Preamp Factor Aux Factor APos TPos Remark MHz dBuV/m dBuV/m dB dBuV dB/m dB dB dB cm deg 1 5570.00 94.55 ------ ------ 86.56 32.74 13.35 38.10 0.00 100 87 Average

Mode	148	
	Band Edge - R	
	U-NII-2C_5.47-5.725_802.11be EHT160_CH114_40MHz Puncture Location 4_5570MHz	
ANT	6+7	
Pol.	Vertical	Fundamental
Peak	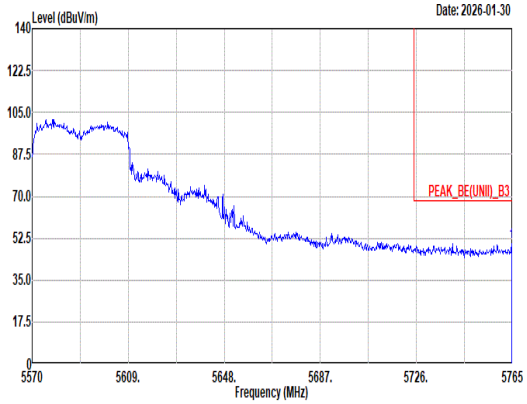 Site : 03CH17-HY Condition: PEAK_BE(UNII)_B3 3m DRH18-E_KV2D0GA18ES_251105 VERTICAL : RBW:1000.000kHz VBW:3000.000kHz SWT:Auto Limit Read Ant Cable Preamp Aux APos TPos Freq Level Line Margin Level Factor Loss Factor Factor Remark MHz dBuV/m dBuV/m dB dBuV dB/m dB dB dB cm deg 1 5764.61 50.03 68.20 -18.17 41.31 33.80 12.96 38.04 0.00 100 87 Peak	Blank

Mode	165	
	LF	
	U-NII-2A_5.25-5.35_802.11be EHT40_CH62_Full RU_5310MHz	
ANT	6+7	
Pol.	Horizontal	Vertical
QP/ Peak	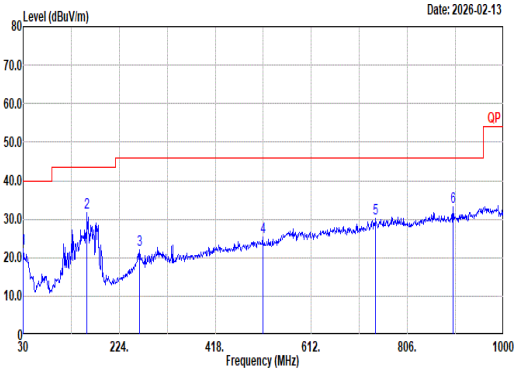 Site : 03CH17-HY Condition: QP 3m Bilog_55606 & 08_251126_20Bilog HORIZONTAL	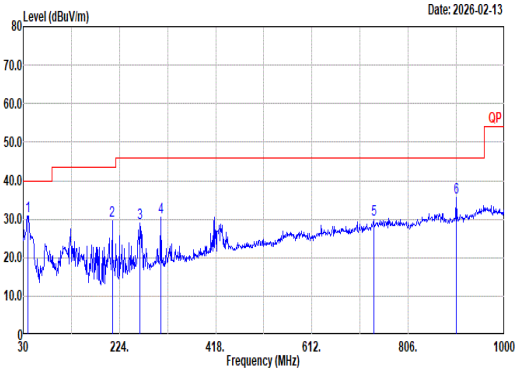 Site : 03CH17-HY Condition: QP 3m Bilog_55606 & 08_251126_20Bilog VERTICAL

Horizontal:

	Freq	Level	Limit Line	Margin	Read Level	Ant Factor	Cable Loss	Preamp Factor	Aux Factor	APos	TPos	Remark
	MHz	dBuV/m	dBuV/m	dB	dBuV	dB/m	dB	dB	dB	cm	deg	
1	30.00	22.34	40.00	-17.66	29.64	24.49	0.84	32.64	0.01	--	--	Peak
2	159.01	31.59	43.50	-11.91	45.43	16.76	1.93	32.57	0.04	--	--	Peak
3	265.71	22.01	46.00	-23.99	32.22	19.74	2.57	32.59	0.07	--	--	Peak
4	514.03	25.34	46.00	-20.66	30.29	24.15	3.50	32.77	0.17	--	--	Peak
5	741.98	30.34	46.00	-15.66	30.47	28.01	4.42	32.70	0.14	--	--	Peak
6	898.15	33.16	46.00	-12.84	31.35	28.81	4.71	31.87	0.16	--	--	Peak

Vertical:

	Freq	Level	Limit Line	Margin	Read Level	Ant Factor	Cable Loss	Preamp Factor	Aux Factor	APos	TPos	Remark
	MHz	dBuV/m	dBuV/m	dB	dBuV	dB/m	dB	dB	dB	cm	deg	
1	38.73	30.86	40.00	-9.14	42.38	20.09	1.01	32.63	0.01	--	--	Peak
2	209.45	29.50	43.50	-14.00	44.61	15.21	2.21	32.60	0.07	--	--	Peak
3	265.71	28.99	46.00	-17.01	39.20	19.74	2.57	32.59	0.07	--	--	Peak
4	307.42	30.55	46.00	-15.45	40.94	19.30	2.84	32.59	0.06	--	--	Peak
5	736.16	29.74	46.00	-16.26	30.05	27.86	4.40	32.71	0.14	--	--	Peak
6	903.00	35.73	46.00	-10.27	33.74	28.94	4.72	31.83	0.16	--	--	Peak

Mode	166	
	SHF	
	U-NII-2A_5.25-5.35_802.11be EHT40_CH62_Full RU_5310MHz	
ANT	6+7	
Pol.	Horizontal	Vertical
Peak	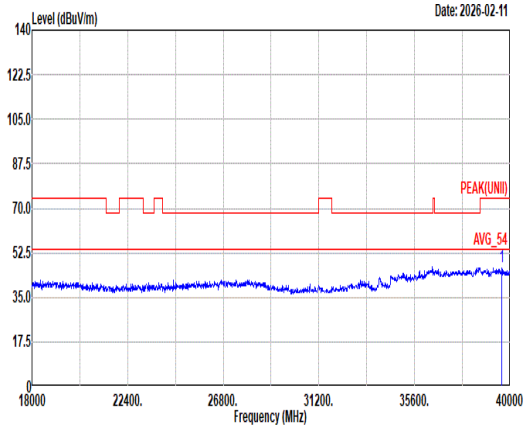 Site : 03CH17-HY Condition: PEAK(UNII) 1m BBHA9170_00994_250109 HORIZONTAL Freq Level Limit Line Margin Read Level Ant Factor Cable Loss Preamp Factor Aux Factor APos TPos Remark MHz dBuV/m dBuV/m dB dBuV dB/m dB dB dB cm deg 1 39616.47 46.86 74.00 -27.14 40.40 43.67 35.46 63.13 -9.54 -- -- PEAK	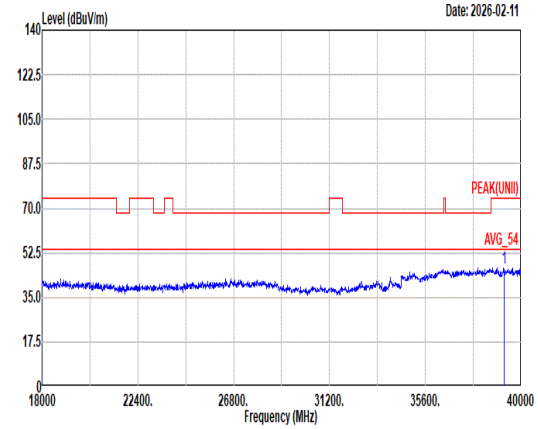 Site : 03CH17-HY Condition: PEAK(UNII) 1m BBHA9170_00994_250109 VERTICAL Freq Level Limit Line Margin Read Level Ant Factor Cable Loss Preamp Factor Aux Factor APos TPos Remark MHz dBuV/m dBuV/m dB dBuV dB/m dB dB dB cm deg 1 39202.00 46.54 74.00 -27.46 40.07 43.69 34.80 62.48 -9.54 -- -- Peak

C2-1.Radiated Spurious Emission Test Modes

Mode	Band	Band (GHz)	Antenna	Modulation	Channel	Frequency	Data Rate	RU	Remark
Mode 162	U-NII-2A	5.25-5.35	6+7	802.11be EHT40	62	5310	MCS0	Full RU	-

C2-2.Summary of each worse mode

Mode	Modulation	Ch.	Freq. (MHz)	Level (dBuV/m)	Limit (dBuV/m)	Margin (dB)	Pol.	Peak Avg.	Result	RU	Remark
162	802.11be EHT40	62	5350.05	51.02	54.00	-2.98	H	Avg.	Pass	Full RU	Band Edge
	802.11be EHT40	62	15930.00	45.10	54.00	-8.90	H	Avg.	Pass	Full RU	Harmonic

Mode	162	
	Band Edge - L	
	U-NII-2A_5.25-5.35_802.11be EHT40_CH62_Full RU_5310MHz	
ANT	6+7	
Pol.	Horizontal	Fundamental
Peak	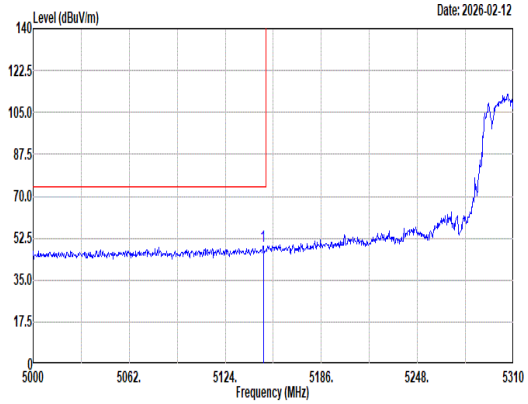 Site : 03CH17-HY Condition: PEAK_BE_74 3m DRH18-E_KV2D06A18ES_251105 HORIZONTAL : RBW:1000.000kHz VBW:3000.000kHz SWT:Auto 1 5148.49 49.24 74.00 -24.76 42.21 32.70 12.20 37.87 0.00 100 346 Peak	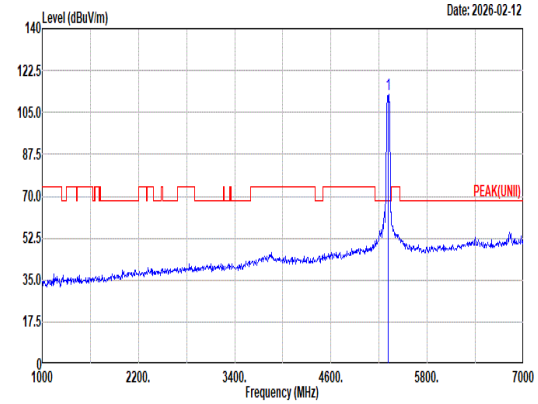 Site : 03CH17-HY Condition: PEAK(UNII) 3m DRH18-E_KV2D06A18ES_251105 HORIZONTAL : RBW:1000.000kHz VBW:3000.000kHz SWT:Auto 1 5310.00 112.66 ------ ------ 105.37 32.40 12.88 37.99 0.00 100 346 Peak
Avg	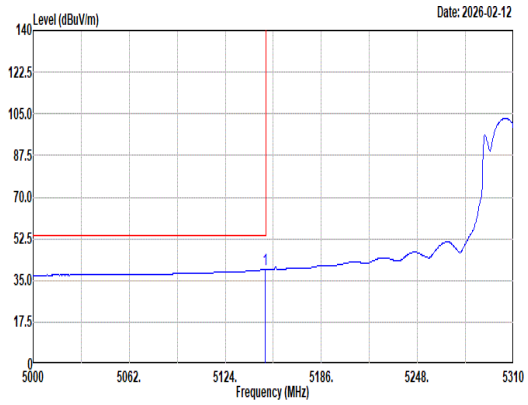 Site : 03CH17-HY Condition: AVG_BE_54 3m DRH18-E_KV2D06A18ES_251105 HORIZONTAL : RBW:1000.000kHz VBW:0.010kHz SWT:Auto 1 5149.73 39.52 54.00 -14.48 32.49 32.70 12.20 37.87 0.00 100 346 Average	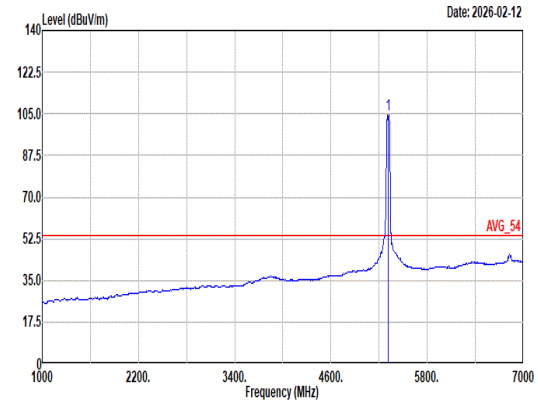 Site : 03CH17-HY Condition: AVG_54 3m DRH18-E_KV2D06A18ES_251105 HORIZONTAL : RBW:1000.000kHz VBW:0.010kHz SWT:Auto 1 5310.00 104.68 ------ ------ 97.47 32.40 12.79 37.98 0.00 100 346 Average

Mode	162	
	Band Edge - R	
	U-NII-2A_5.25-5.35_802.11be EHT40_CH62_Full RU_5310MHz	
ANT	6+7	
Pol.	Horizontal	Fundamental
Peak	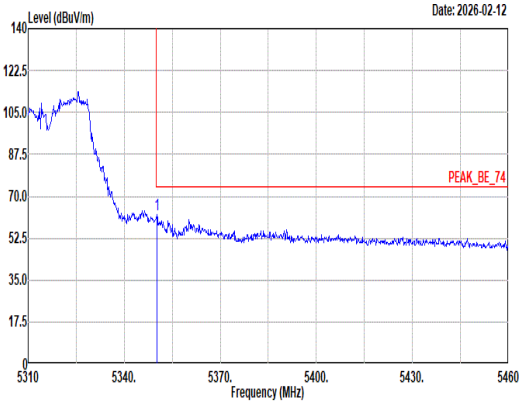 Site : 03CH17-HY Condition: PEAK_BE_74 3m DRH18-E_KV2D06A18ES_251105 HORIZONTAL : RBW:1000.000kHz VBW:3000.000kHz SWT:Auto Freq Level Limit Line Margin Read Level Ant Factor Cable Loss Preamp Factor Aux Factor APos TPos Remark MHz dBuV/m dBuV/m dB dBuV dB/m dB dB dB cm deg 1 5350.20 62.29 74.00 -11.71 54.90 32.40 13.00 38.01 0.00 100 346 Peak	Blank
Avg	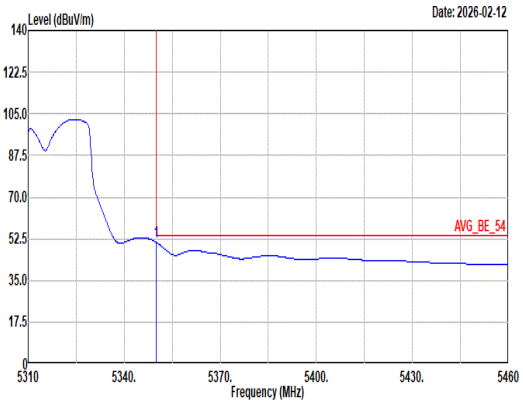 Site : 03CH17-HY Condition: AVG_BE_54 3m DRH18-E_KV2D06A18ES_251105 HORIZONTAL : RBW:1000.000kHz VBW:0.010kHz SWT:Auto Freq Level Limit Line Margin Read Level Ant Factor Cable Loss Preamp Factor Aux Factor APos TPos Remark MHz dBuV/m dBuV/m dB dBuV dB/m dB dB dB cm deg 1 5350.05 51.02 54.00 -2.98 43.63 32.40 13.00 38.01 0.00 100 346 Average	Blank

Mode	162	
	Band Edge - L	
	U-NII-2A_5.25-5.35_802.11be EHT40_CH62_Full RU_5310MHz	
ANT	6+7	
Pol.	Vertical	Fundamental
Peak	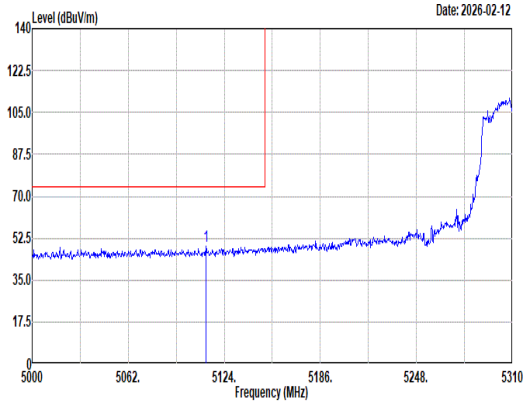 Site : 03CH17-HY Condition: PEAK_BE_74 3m DRH18-E_KV2D06A18ES_251105 VERTICAL : RBW:1000.000kHz VBW:3000.000kHz SWT:Auto 1 5112.22 49.22 74.00 -24.78 42.29 32.62 12.16 37.85 0.00 101 22 Peak	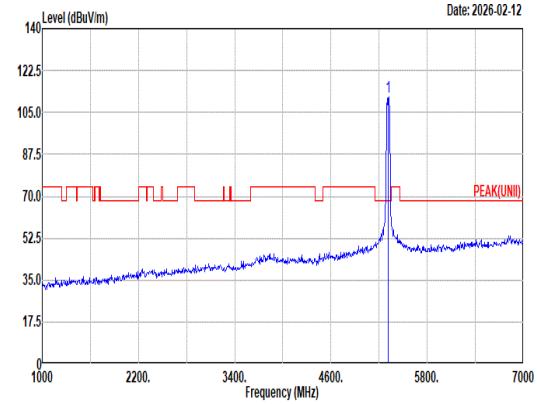 Site : 03CH17-HY Condition: PEAK(UNII) 3m DRH18-E_KV2D06A18ES_251105 VERTICAL : RBW:1000.000kHz VBW:3000.000kHz SWT:Auto 1 5310.00 111.35 ------ ------ 104.09 32.40 12.85 37.99 0.00 101 22 Peak
Avg	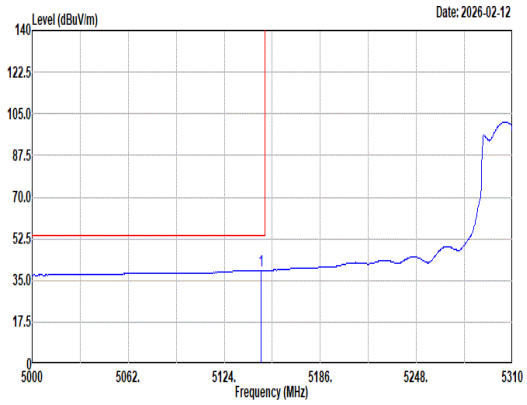 Site : 03CH17-HY Condition: AVG_BE_54 3m DRH18-E_KV2D06A18ES_251105 VERTICAL : RBW:1000.000kHz VBW:0.010kHz SWT:Auto 1 5147.56 39.29 54.00 -14.71 32.27 32.70 12.19 37.87 0.00 101 22 Average	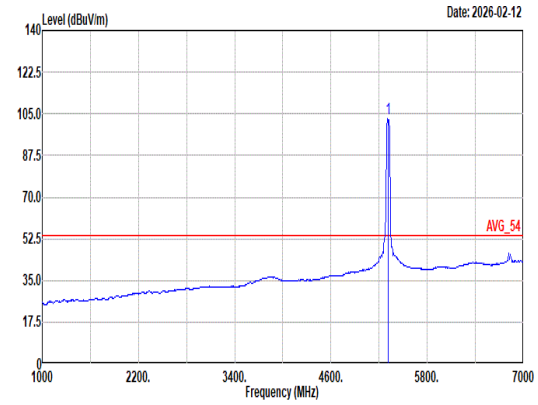 Site : 03CH17-HY Condition: AVG_54 3m DRH18-E_KV2D06A18ES_251105 VERTICAL : RBW:1000.000kHz VBW:0.010kHz SWT:Auto 1 5310.00 103.14 ------ ------ 95.93 32.40 12.79 37.98 0.00 101 22 Average

Mode	162	
	Band Edge - R	
	U-NII-2A_5.25-5.35_802.11be EHT40_CH62_Full RU_5310MHz	
ANT	6+7	
Pol.	Vertical	Fundamental
Peak	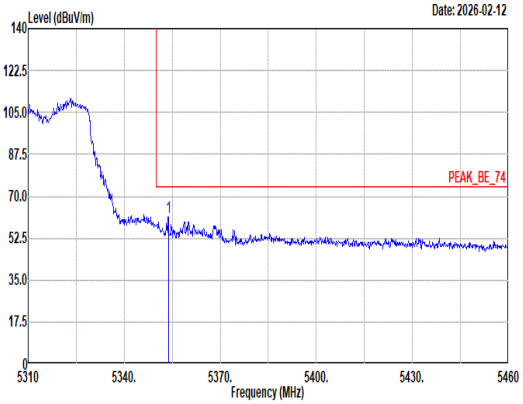 Site : 03CH17-HY Condition: PEAK_BE_74 3m DRH18-E_KV2D06A18ES_251105 VERTICAL : RBW:1000.000kHz VBW:3000.000kHz SWT:Auto Limit Read Ant Cable Preamp Aux APos TPos Freq Level Line Margin Level Factor Loss Factor Factor Remark MHz dBuV/m dBuV/m dB dBuV dB/m dB dB dB cm deg 1 5353.80 61.17 74.00 -12.83 53.77 32.39 13.02 38.01 0.00 101 22 Peak	Blank
Avg	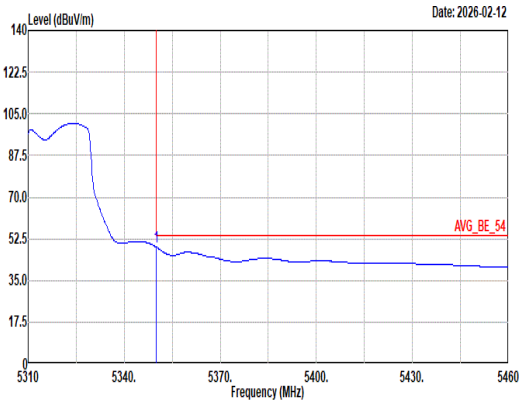 Site : 03CH17-HY Condition: AVG_BE_54 3m DRH18-E_KV2D06A18ES_251105 VERTICAL : RBW:1000.000kHz VBW:0.010kHz SWT:Auto Limit Read Ant Cable Preamp Aux APos TPos Freq Level Line Margin Level Factor Loss Factor Factor Remark MHz dBuV/m dBuV/m dB dBuV dB/m dB dB dB cm deg 1 5350.05 49.02 54.00 -4.98 41.63 32.40 13.00 38.01 0.00 101 22 Average	Blank

Mode	162	
	Harmonic	
	U-NII-2A_5.25-5.35_802.11be EHT40_CH62_Full RU_5310MHz	
ANT	6+7	
Pol.	Horizontal	Vertical
Peak Avg	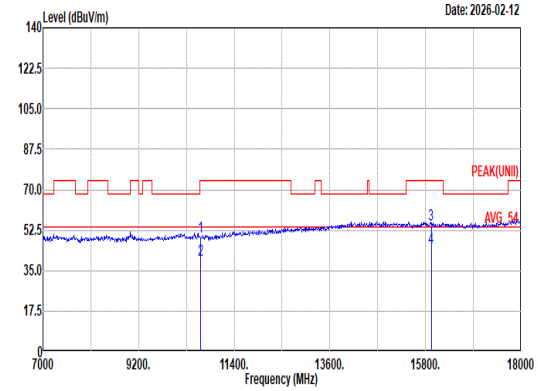 Site : 03CH17-HY Condition: PEAK(UNII) 3m DRH18-E_KV2D06A18ES_251105 HORIZONTAL Freq Level Limit Line Margin Read Level Ant Factor Cable Loss Preamp Factor Aux Factor APos TPos Remark MHz dBuV/m dBuV/m dB dBuV dB/m dB dB dB cm deg 1 10620.00 49.90 74.00 -24.10 35.29 37.50 18.51 41.97 0.57 -- -- Peak 2 10620.00 39.59 54.00 -14.41 24.98 37.50 18.51 41.97 0.57 -- -- Average 3 15930.00 54.83 74.00 -19.17 35.22 41.28 22.62 44.94 0.65 -- -- Peak 4 15930.00 45.10 54.00 -8.90 25.49 41.28 22.62 44.94 0.65 -- -- Average	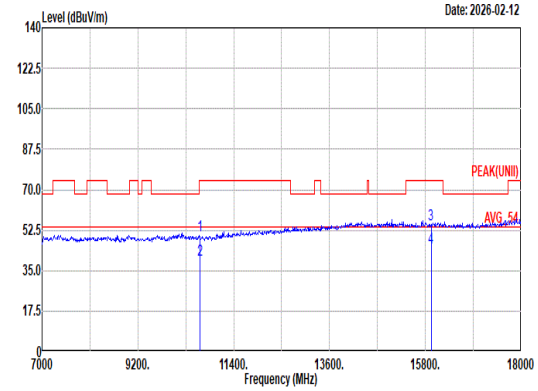 Site : 03CH17-HY Condition: PEAK(UNII) 3m DRH18-E_KV2D06A18ES_251105 VERTICAL Freq Level Limit Line Margin Read Level Ant Factor Cable Loss Preamp Factor Aux Factor APos TPos Remark MHz dBuV/m dBuV/m dB dBuV dB/m dB dB dB cm deg 1 10620.00 50.22 74.00 -23.78 35.61 37.50 18.51 41.97 0.57 -- -- Peak 2 10620.00 39.57 54.00 -14.43 24.96 37.50 18.51 41.97 0.57 -- -- Average 3 15930.00 54.86 74.00 -19.14 35.25 41.28 22.62 44.94 0.65 -- -- Peak 4 15930.00 45.09 54.00 -8.91 25.48 41.28 22.62 44.94 0.65 -- -- Average

Mode	162	
	Harmonic	
	U-NII-2A_5.25-5.35_802.11be EHT40_CH62_Full RU_5310MHz	
ANT	6+7	
Pol.	Horizontal	Vertical
10.6G ~18G Avg	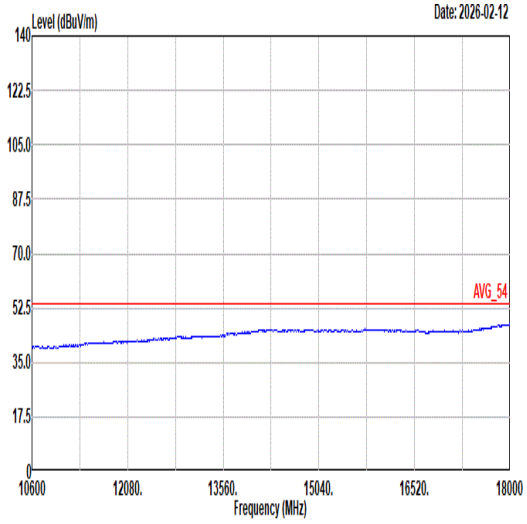 Site : 03CH17-HY Condition: AVG_54 3m DRH18-E_KV2D06A18ES_251105 HORIZONTAL	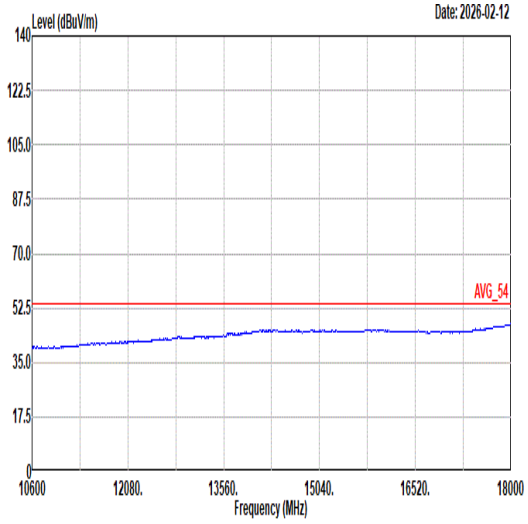 Site : 03CH17-HY Condition: AVG_54 3m DRH18-E_KV2D06A18ES_251105 VERTICAL

C3-1.Radiated Spurious Emission Test Modes

Mode	Band	Band (GHz)	Antenna	Modulation	Channel	Frequency	Data Rate	RU	Remark
Mode 163	U-NII-2A	5.25-5.35	6+7	802.11be EHT40	62	5310	MCS0	Full RU	-

C3-2.Summary of each worse mode

Mode	Modulation	Ch.	Freq. (MHz)	Level (dBuV/m)	Limit (dBuV/m)	Margin (dB)	Pol.	Peak Avg.	Result	RU	Remark
163	802.11be EHT40	62	5350.05	49.61	54.00	-4.39	H	Avg.	Pass	Full RU	Band Edge
	802.11be EHT40	62	15930.00	45.91	54.00	-8.09	V	Avg.	Pass	Full RU	Harmonic

Mode	163	
	Band Edge - L	
	U-NII-2A_5.25-5.35_802.11be EHT40_CH62_Full RU_5310MHz	
ANT	6+7	
Pol.	Horizontal	Fundamental
Peak	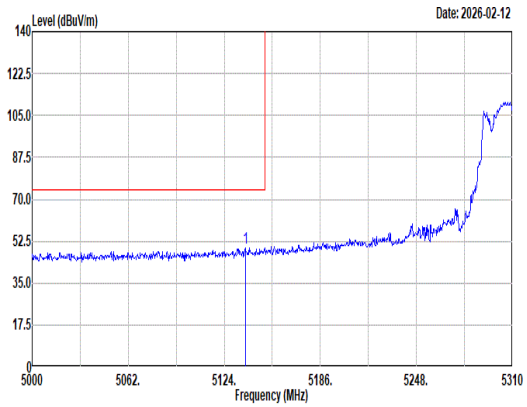 Site : 03CH17-HY Condition: PEAK_BE_74 3m DRH18-E_KV2D06A18ES_251105 HORIZONTAL : RBW:1000.000kHz VBW:3000.000kHz SWT:Auto 1 5137.64 49.59 74.00 -24.41 42.59 32.68 12.18 37.86 0.00 100 347 Peak	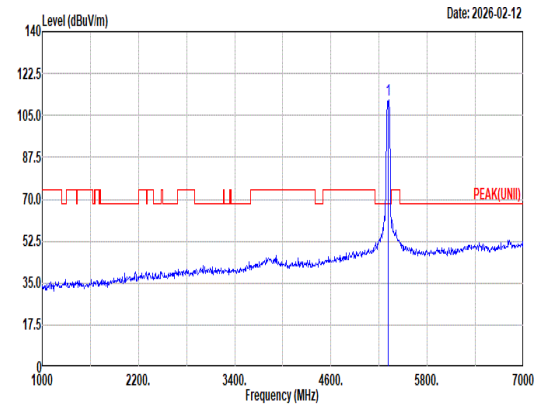 Site : 03CH17-HY Condition: PEAK(UNII) 3m DRH18-E_KV2D06A18ES_251105 HORIZONTAL : RBW:1000.000kHz VBW:3000.000kHz SWT:Auto 1 5310.00 111.69 ------ ------ 104.40 32.40 12.88 37.99 0.00 100 347 Peak
Avg	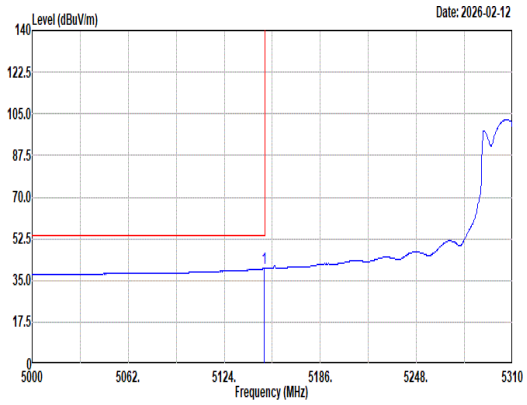 Site : 03CH17-HY Condition: AVG_BE_54 3m DRH18-E_KV2D06A18ES_251105 HORIZONTAL : RBW:1000.000kHz VBW:0.010kHz SWT:Auto 1 5149.73 39.93 54.00 -14.07 32.90 32.70 12.20 37.87 0.00 100 347 Average	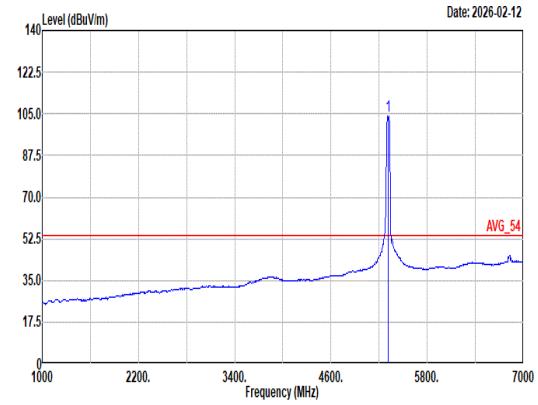 Site : 03CH17-HY Condition: AVG_54 3m DRH18-E_KV2D06A18ES_251105 HORIZONTAL : RBW:1000.000kHz VBW:0.010kHz SWT:Auto 1 5310.00 104.19 ------ ------ 96.98 32.40 12.79 37.98 0.00 100 347 Average

Mode	163	
	Band Edge - R	
	U-NII-2A_5.25-5.35_802.11be EHT40_CH62_Full RU_5310MHz	
ANT	6+7	
Pol.	Horizontal	Fundamental
Peak	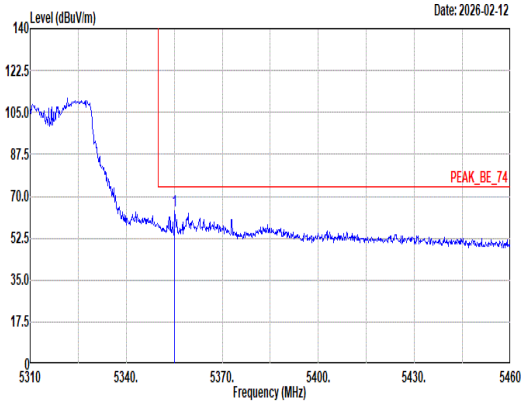 Site : 03CH17-HY Condition: PEAK_BE_74 3m DRH18-E_KV2D06A18ES_251105 HORIZONTAL : RBW:1000.000kHz VBW:3000.000kHz SWT:Auto Freq Level Limit Line Margin Read Level Ant Factor Cable Loss Preamp Factor Aux Factor APos TPos Remark MHz dBuV/m dBuV/m dB dBuV dB/m dB dB dB cm deg 1 5355.15 64.17 74.00 -9.83 56.76 32.39 13.03 38.01 0.00 100 347 Peak	Blank
Avg	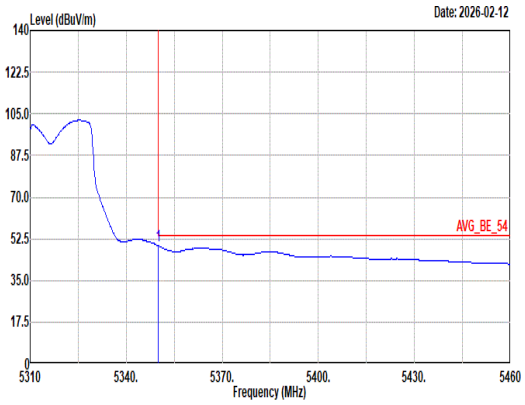 Site : 03CH17-HY Condition: AVG_BE_54 3m DRH18-E_KV2D06A18ES_251105 HORIZONTAL : RBW:1000.000kHz VBW:0.010kHz SWT:Auto Freq Level Limit Line Margin Read Level Ant Factor Cable Loss Preamp Factor Aux Factor APos TPos Remark MHz dBuV/m dBuV/m dB dBuV dB/m dB dB dB cm deg 1 5350.05 49.61 54.00 -4.39 42.22 32.40 13.00 38.01 0.00 100 347 Average	Blank

Mode	163	
	Band Edge - L	
	U-NII-2A_5.25-5.35_802.11be EHT40_CH62_Full RU_5310MHz	
ANT	6+7	
Pol.	Vertical	Fundamental
Peak	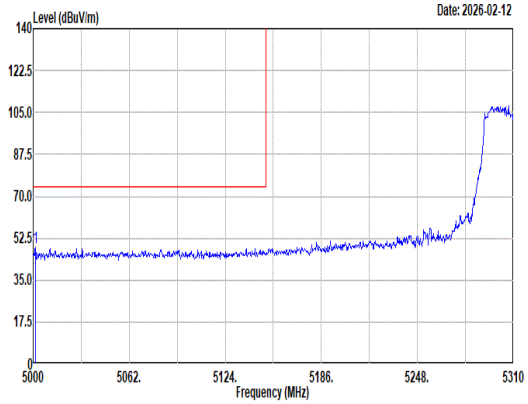 Site : 03CH17-HY Condition: PEAK_BE_74 3m DRH18-E_KV2D06A18ES_251105 VERTICAL : RBW:1000.000kHz VBW:3000.000kHz SWT:Auto 1 5001.55 48.35 74.00 -25.65 41.28 32.80 12.04 37.77 0.00 358 0 Peak	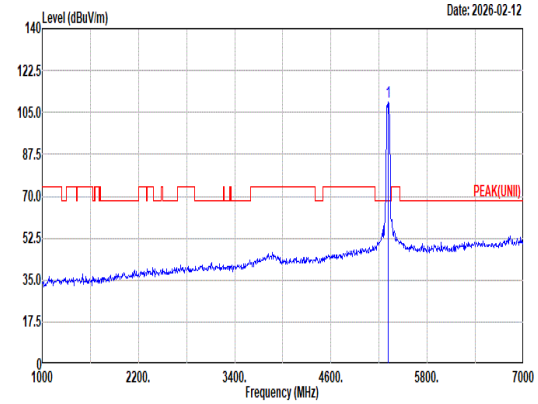 Site : 03CH17-HY Condition: PEAK(UNII) 3m DRH18-E_KV2D06A18ES_251105 VERTICAL : RBW:1000.000kHz VBW:3000.000kHz SWT:Auto 1 5310.00 109.25 ------ ------ 102.01 32.40 12.82 37.98 0.00 358 0 Peak
Avg	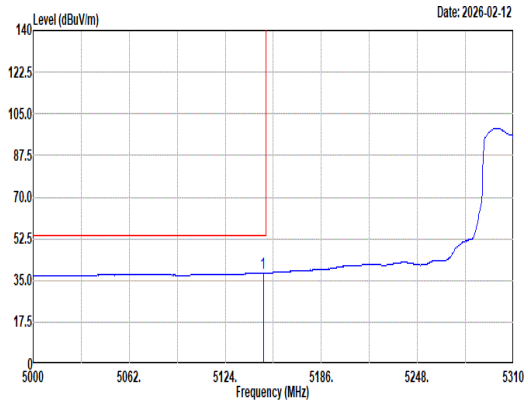 Site : 03CH17-HY Condition: AVG_BE_54 3m DRH18-E_KV2D06A18ES_251105 VERTICAL : RBW:1000.000kHz VBW:0.010kHz SWT:Auto 1 5148.49 38.14 54.00 -15.86 31.11 32.70 12.20 37.87 0.00 358 0 Average	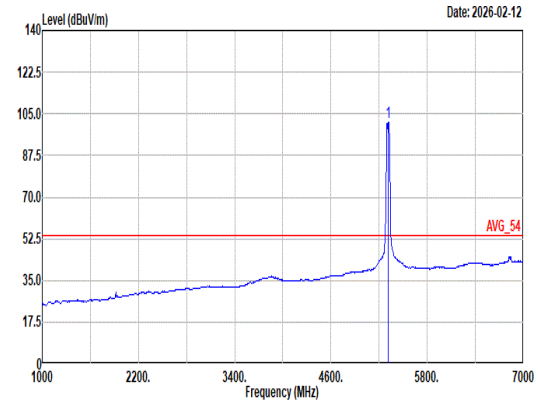 Site : 03CH17-HY Condition: AVG_54 3m DRH18-E_KV2D06A18ES_251105 VERTICAL : RBW:1000.000kHz VBW:0.010kHz SWT:Auto 1 5310.00 101.51 ------ ------ 94.25 32.40 12.85 37.99 0.00 358 0 Average

Mode	163	
	Band Edge - R	
	U-NII-2A_5.25-5.35_802.11be EHT40_CH62_Full RU_5310MHz	
ANT	6+7	
Pol.	Vertical	Fundamental
Peak	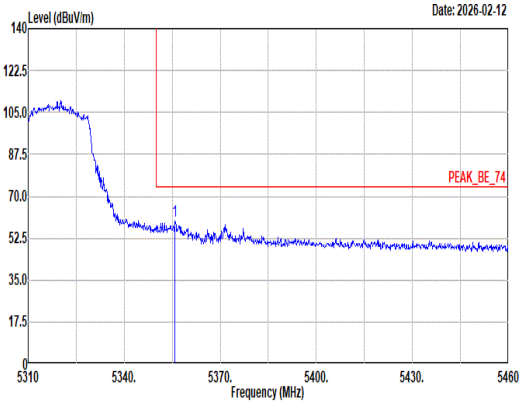 Site : 03CH17-HY Condition: PEAK_BE_74 3m DRH18-E_KV2D06A18ES_251105 VERTICAL : RBW:1000.000kHz VBW:3000.000kHz SWT:Auto Limit Read Ant Cable Preamp Aux APos TPos Freq Level Line Margin Level Factor Loss Factor Factor Remark MHz dBuV/m dBuV/m dB dBuV dB/m dB dB dB cm deg 1 5355.90 59.60 74.00 -14.40 52.19 32.39 13.03 38.01 0.00 358 0 Peak	Blank
Avg	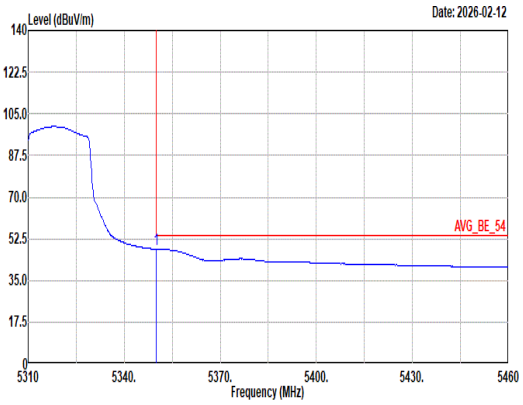 Site : 03CH17-HY Condition: AVG_BE_54 3m DRH18-E_KV2D06A18ES_251105 VERTICAL : RBW:1000.000kHz VBW:0.010kHz SWT:Auto Limit Read Ant Cable Preamp Aux APos TPos Freq Level Line Margin Level Factor Loss Factor Factor Remark MHz dBuV/m dBuV/m dB dBuV dB/m dB dB dB cm deg 1 5350.05 48.11 54.00 -5.89 40.72 32.40 13.00 38.01 0.00 358 0 Average	Blank

Mode	163	
	Harmonic	
	U-NII-2A_5.25-5.35_802.11be EHT40_CH62_Full RU_5310MHz	
ANT	6+7	
Pol.	Horizontal	Vertical
Peak Avg	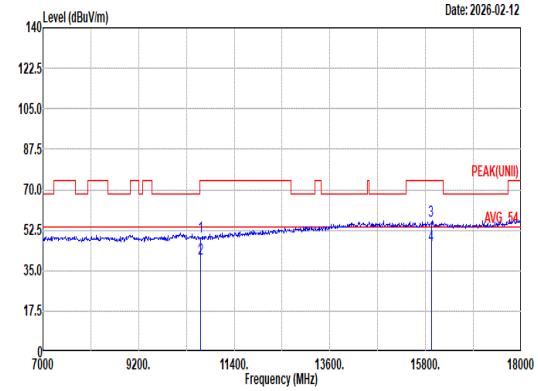 Site : 03CH17-HY Condition: PEAK(UNII) 3m DRH18-E_KV2D06A18ES_251105 HORIZONTAL 1 10620.00 49.63 74.00 -24.37 35.02 37.50 18.51 41.97 0.57 -- -- Peak 2 10620.00 40.30 54.00 -13.70 25.69 37.50 18.51 41.97 0.57 -- -- Average 3 15930.00 56.29 74.00 -17.71 36.68 41.28 22.62 44.94 0.65 -- -- Peak 4 15930.00 45.78 54.00 -8.22 26.17 41.28 22.62 44.94 0.65 -- -- Average	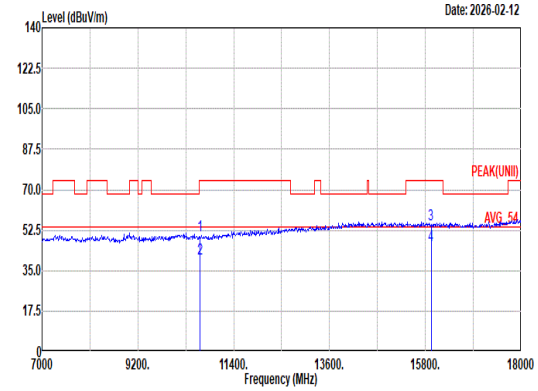 Site : 03CH17-HY Condition: PEAK(UNII) 3m DRH18-E_KV2D06A18ES_251105 VERTICAL 1 10620.00 50.03 74.00 -23.97 35.42 37.50 18.51 41.97 0.57 -- -- Peak 2 10620.00 40.18 54.00 -13.82 25.57 37.50 18.51 41.97 0.57 -- -- Average 3 15930.00 55.06 74.00 -18.94 35.45 41.28 22.62 44.94 0.65 -- -- Peak 4 15930.00 45.91 54.00 -8.09 26.30 41.28 22.62 44.94 0.65 -- -- Average

Mode	163	
	Harmonic	
	U-NII-2A_5.25-5.35_802.11be EHT40_CH62_Full RU_5310MHz	
ANT	6+7	
Pol.	Horizontal	Vertical
10.6G ~18G Avg	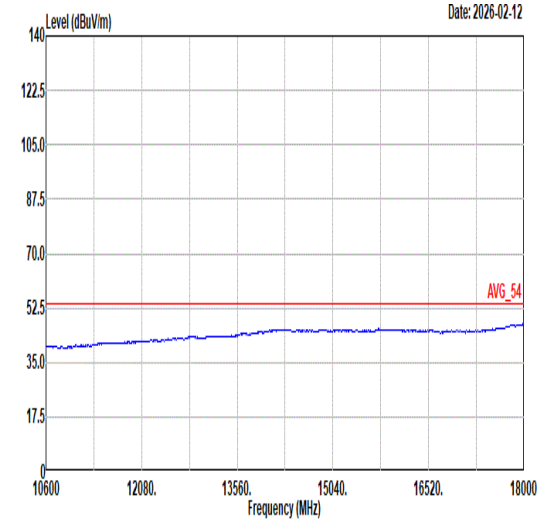 Site : 03CH17-HY Condition: AVG_54 3m DRH18-E_KV2D06A18ES_251105 HORIZONTAL	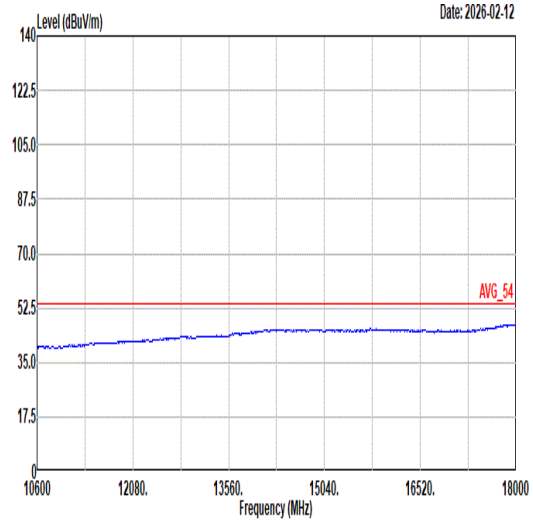 Site : 03CH17-HY Condition: AVG_54 3m DRH18-E_KV2D06A18ES_251105 VERTICAL

C4-1.Radiated Spurious Emission Test Modes

Mode	Band	Band (GHz)	Antenna	Modulation	Channel	Frequency	Data Rate	RU	Remark
Mode 164	U-NII-2A	5.25-5.35	6+7	802.11be EHT40	62	5310	MCS0	Full RU	-

C4-2.Summary of each worse mode

Mode	Modulation	Ch.	Freq. (MHz)	Level (dBuV/m)	Limit (dBuV/m)	Margin (dB)	Pol.	Peak Avg.	Result	RU	Remark
164	802.11be EHT40	62	5350.05	51.75	54.00	-2.25	V	Avg.	Pass	Full RU	Band Edge
	802.11be EHT40	62	15930.00	45.22	54.00	-8.78	V	Avg.	Pass	Full RU	Harmonic

Mode	164	
	Band Edge - L	
	U-NII-2A_5.25-5.35_802.11be EHT40_CH62_Full RU_5310MHz	
ANT	6+7	
Pol.	Horizontal	Fundamental
Peak	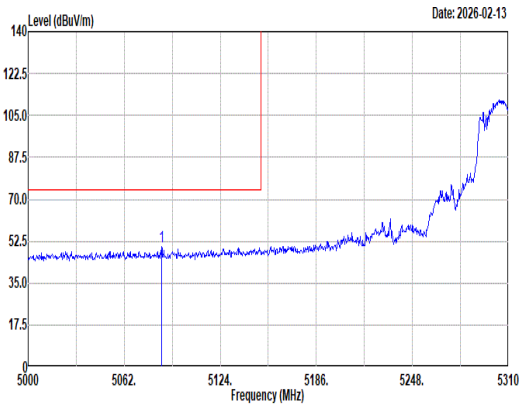 Site : 03CH17-HY Condition: PEAK_BE_74 3m DRH18-E_KV2D06A18ES_251105 HORIZONTAL : RBW:1000.000kHz VBW:3000.000kHz SWT:Auto 1 5086.18 49.96 74.00 -24.04 43.03 32.63 12.13 37.83 0.00 100 345 Peak	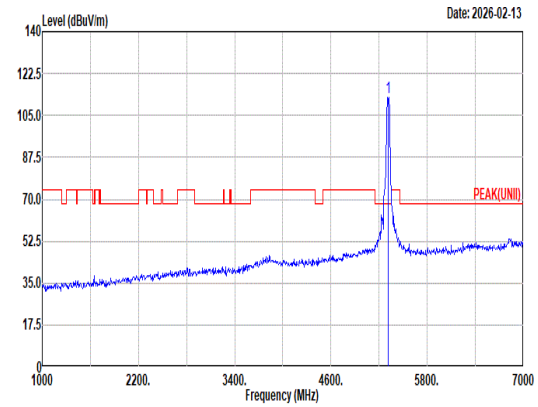 Site : 03CH17-HY Condition: PEAK(UNII) 3m DRH18-E_KV2D06A18ES_251105 HORIZONTAL : RBW:1000.000kHz VBW:3000.000kHz SWT:Auto 1 5310.00 112.59 ------ ------ 105.38 32.40 12.79 37.98 0.00 100 345 Peak
Avg	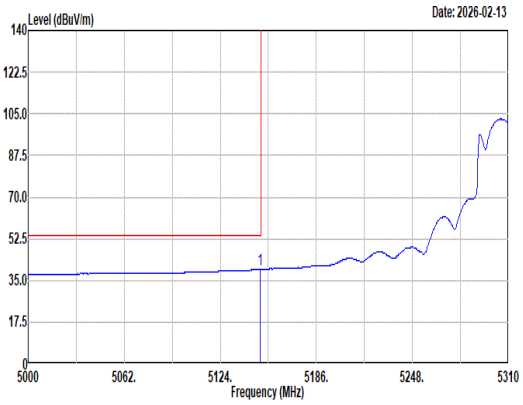 Site : 03CH17-HY Condition: AVG_BE_54 3m DRH18-E_KV2D06A18ES_251105 HORIZONTAL : RBW:1000.000kHz VBW:0.010kHz SWT:Auto 1 5149.73 39.65 54.00 -14.35 32.62 32.70 12.20 37.87 0.00 100 345 Average	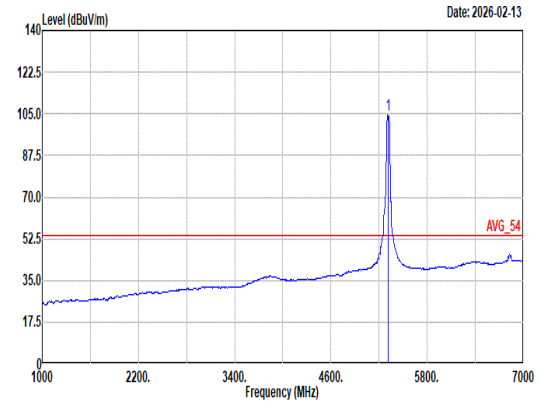 Site : 03CH17-HY Condition: AVG_54 3m DRH18-E_KV2D06A18ES_251105 HORIZONTAL : RBW:1000.000kHz VBW:0.010kHz SWT:Auto 1 5310.00 104.39 ------ ------ 97.18 32.40 12.79 37.98 0.00 100 345 Average

Mode	164	
	Band Edge - R	
	U-NII-2A_5.25-5.35_802.11be EHT40_CH62_Full RU_5310MHz	
ANT	6+7	
Pol.	Horizontal	Fundamental
Peak	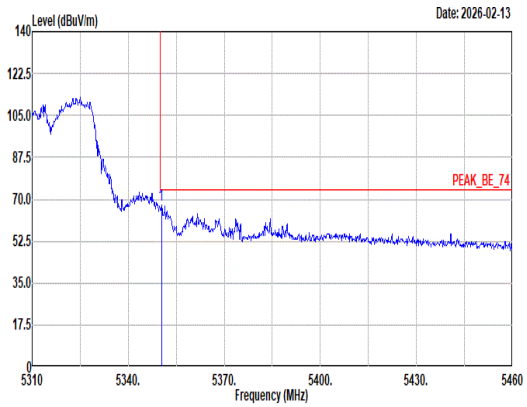 Site : 03CH17-HY Condition: PEAK_BE_74 3m DRH18-E_KV2D06A18ES_251105 HORIZONTAL : RBW:1000.000kHz VBW:3000.000kHz SWT:Auto Freq Level Limit Line Margin Read Level Ant Factor Cable Loss Preamp Factor Aux Factor APos TPos Remark MHz dBuV/m dBuV/m dB dBuV dB/m dB dB dB cm deg 1 5350.35 67.43 74.00 -6.57 60.04 32.40 13.00 38.01 0.00 100 345 Peak	Blank
Avg	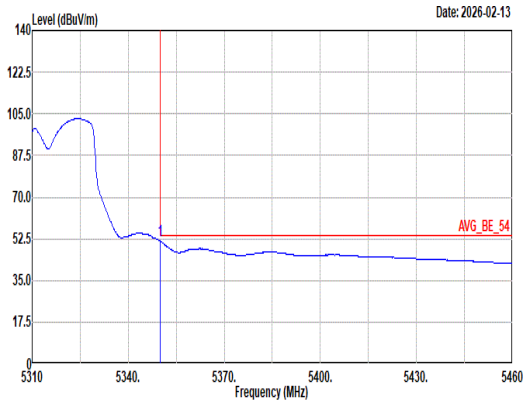 Site : 03CH17-HY Condition: AVG_BE_54 3m DRH18-E_KV2D06A18ES_251105 HORIZONTAL : RBW:1000.000kHz VBW:0.010kHz SWT:Auto Freq Level Limit Line Margin Read Level Ant Factor Cable Loss Preamp Factor Aux Factor APos TPos Remark MHz dBuV/m dBuV/m dB dBuV dB/m dB dB dB cm deg 1 5350.01 51.55 54.00 -2.45 44.16 32.40 13.00 38.01 0.00 100 345 Average	Blank

Mode	164	
	Band Edge - L	
	U-NII-2A_5.25-5.35_802.11be EHT40_CH62_Full RU_5310MHz	
ANT	6+7	
Pol.	Vertical	Fundamental
Peak	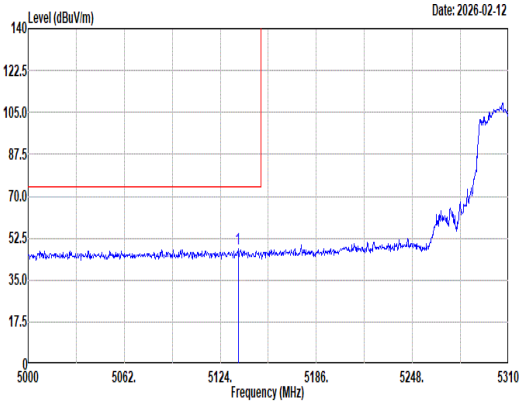 Site : 03CH17-HY Condition: PEAK_BE_74 3m DRH18-E_KV2D06A18ES_251105 VERTICAL : RBW:1000.000kHz VBW:3000.000kHz SWT:Auto Freq Level Limit Line Margin Read Level Ant Factor Cable Loss Preamp Factor Aux Factor APos TPos Remark MHz dBuV/m dBuV/m dB dBuV dB/m dB dB dB cm deg 1 5135.47 47.88 74.00 -26.12 40.89 32.67 12.18 37.86 0.00 100 23 Peak	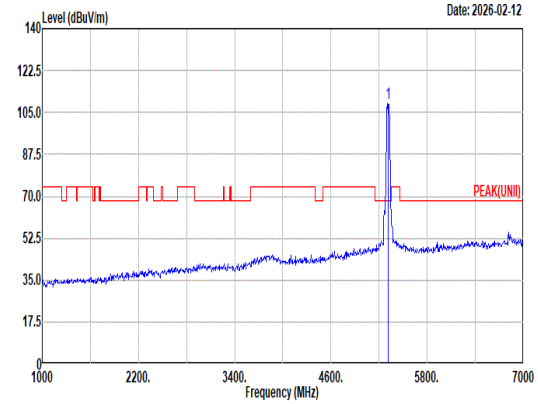 Site : 03CH17-HY Condition: PEAK(UNII) 3m DRH18-E_KV2D06A18ES_251105 VERTICAL : RBW:1000.000kHz VBW:3000.000kHz SWT:Auto Freq Level Limit Line Margin Read Level Ant Factor Cable Loss Preamp Factor Aux Factor APos TPos Remark MHz dBuV/m dBuV/m dB dBuV dB/m dB dB dB cm deg 1 5310.00 108.64 ------ ------ 101.46 32.40 12.76 37.98 0.00 100 23 Peak
Avg	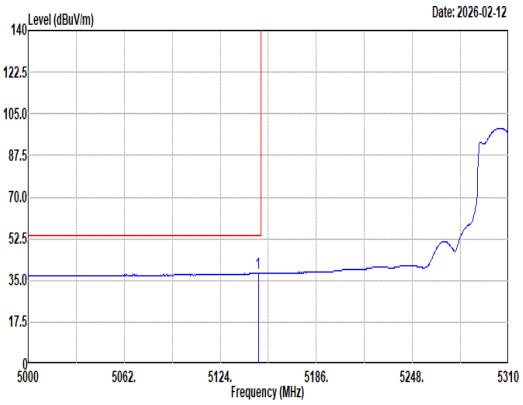 Site : 03CH17-HY Condition: AVG_BE_54 3m DRH18-E_KV2D06A18ES_251105 VERTICAL : RBW:1000.000kHz VBW:0.010kHz SWT:Auto Freq Level Limit Line Margin Read Level Ant Factor Cable Loss Preamp Factor Aux Factor APos TPos Remark MHz dBuV/m dBuV/m dB dBuV dB/m dB dB dB cm deg 1 5148.49 37.85 54.00 -16.15 30.82 32.70 12.20 37.87 0.00 100 23 Average	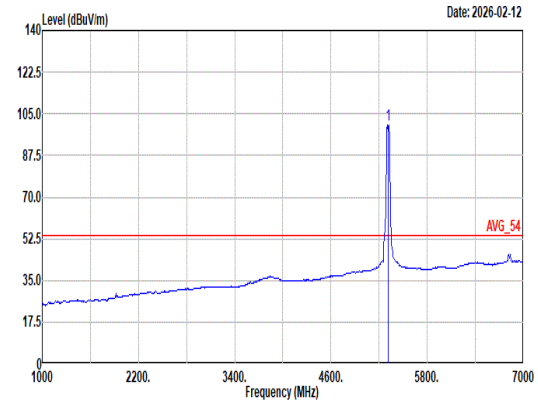 Site : 03CH17-HY Condition: AVG_54 3m DRH18-E_KV2D06A18ES_251105 VERTICAL : RBW:1000.000kHz VBW:0.010kHz SWT:Auto Freq Level Limit Line Margin Read Level Ant Factor Cable Loss Preamp Factor Aux Factor APos TPos Remark MHz dBuV/m dBuV/m dB dBuV dB/m dB dB dB cm deg 1 5310.00 100.61 ------ ------ 93.40 32.40 12.79 37.98 0.00 100 23 Average

Mode	164	
	Band Edge - R	
	U-NII-2A_5.25-5.35_802.11be EHT40_CH62_Full RU_5310MHz	
ANT	6+7	
Pol.	Vertical	Fundamental
Peak	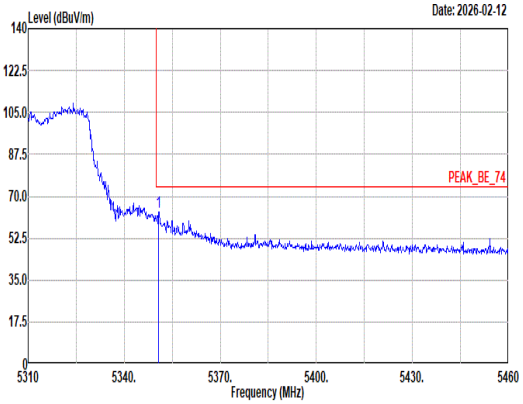 Site : 03CH17-HY Condition: PEAK_BE_74 3m DRH18-E_KV2D06A18ES_251105 VERTICAL : RBW:1000.000kHz VBW:3000.000kHz SWT:Auto Limit Read Ant Cable Preamp Aux APos TPos Freq Level Line Margin Level Factor Loss Factor Factor Remark MHz dBuV/m dBuV/m dB dBuV dB/m dB dB dB cm deg 1 5350.80 63.24 74.00 -10.76 55.85 32.40 13.00 38.01 0.00 100 23 Peak	Blank
Avg	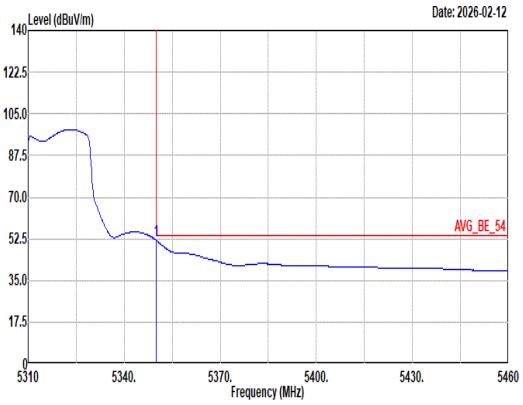 Site : 03CH17-HY Condition: AVG_BE_54 3m DRH18-E_KV2D06A18ES_251105 VERTICAL : RBW:1000.000kHz VBW:0.010kHz SWT:Auto Limit Read Ant Cable Preamp Aux APos TPos Freq Level Line Margin Level Factor Loss Factor Factor Remark MHz dBuV/m dBuV/m dB dBuV dB/m dB dB dB cm deg 1 5350.05 51.75 54.00 -2.25 44.36 32.40 13.00 38.01 0.00 100 23 Average	Blank

Mode	164	
	Harmonic	
	U-NII-2A_5.25-5.35_802.11be EHT40_CH62_Full RU_5310MHz	
ANT	6+7	
Pol.	Horizontal	Vertical
Peak Avg	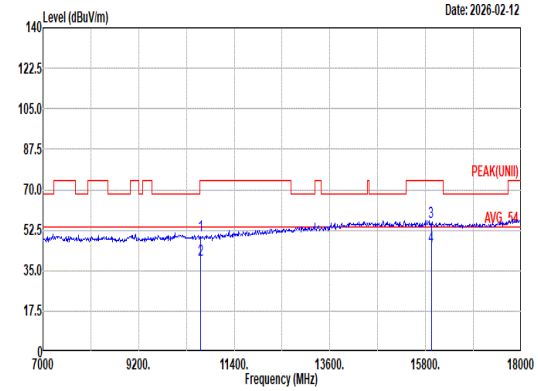 Site : 03CH17-HY Condition: PEAK(UNII) 3m DRH18-E_KV2D06A18ES_251105 HORIZONTAL Freq Level Limit Line Margin Read Level Ant Factor Cable Loss Preamp Factor Aux Factor APos TPos Remark MHz dBuV/m dBuV/m dB dBuV dB/m dB dB dB cm deg 1 10620.00 50.18 74.00 -23.82 35.57 37.50 18.51 41.97 0.57 -- -- Peak 2 10620.00 39.53 54.00 -14.47 24.92 37.50 18.51 41.97 0.57 -- -- Average 3 15930.00 55.75 74.00 -18.25 36.14 41.28 22.62 44.94 0.65 -- -- Peak 4 15930.00 45.19 54.00 -8.81 25.58 41.28 22.62 44.94 0.65 -- -- Average	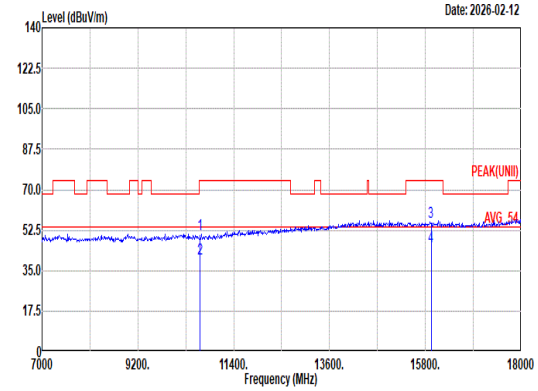 Site : 03CH17-HY Condition: PEAK(UNII) 3m DRH18-E_KV2D06A18ES_251105 VERTICAL Freq Level Limit Line Margin Read Level Ant Factor Cable Loss Preamp Factor Aux Factor APos TPos Remark MHz dBuV/m dBuV/m dB dBuV dB/m dB dB dB cm deg 1 10620.00 50.48 74.00 -23.52 35.87 37.50 18.51 41.97 0.57 -- -- Peak 2 10620.00 39.92 54.00 -14.08 25.31 37.50 18.51 41.97 0.57 -- -- Average 3 15930.00 56.06 74.00 -17.94 36.45 41.28 22.62 44.94 0.65 -- -- Peak 4 15930.00 45.22 54.00 -8.78 25.61 41.28 22.62 44.94 0.65 -- -- Average

Mode	164	
	Harmonic	
	U-NII-2A_5.25-5.35_802.11be EHT40_CH62_Full RU_5310MHz	
ANT	6+7	
Pol.	Horizontal	Vertical
10.6G ~18G Avg	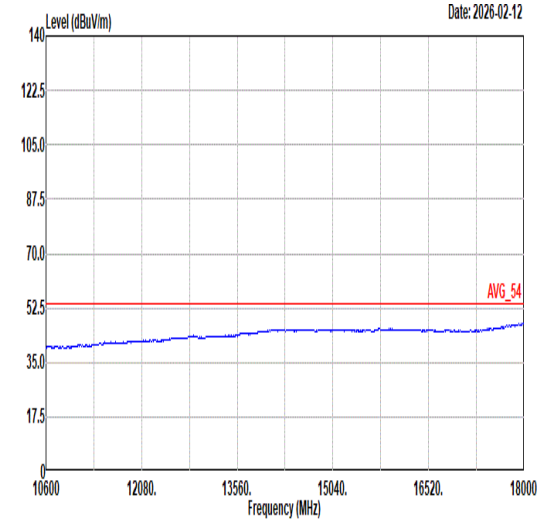 Site : 03CH17-HY Condition: AVG_54 3m DRH18-E_KV2D06A18ES_251105 HORIZONTAL	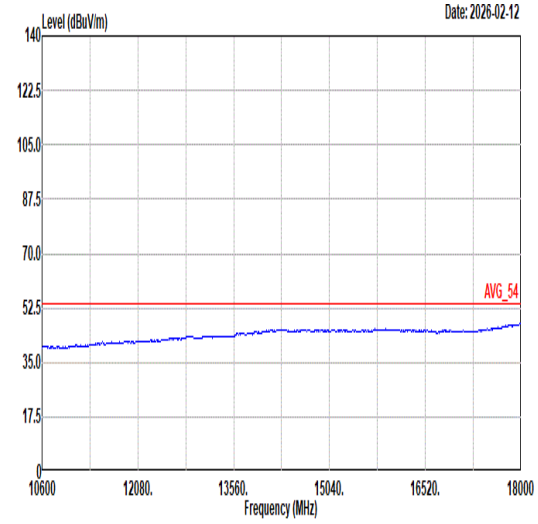 Site : 03CH17-HY Condition: AVG_54 3m DRH18-E_KV2D06A18ES_251105 VERTICAL

Appendix D. Duty Cycle Plots

<Sample 1>

Antenna	Band	Duty Cycle (%)	T(us)	1/T(kHz)	VBW Setting
6+7	802.11a	99.24	-	-	10Hz
6+7	5GHz 802.11be EHT20 Full RU	99.63	-	-	10Hz
6+7	5GHz 802.11be EHT20 106 RU	99.25	-	-	10Hz
6+7	5GHz 802.11be EHT40 Full RU	99.56	-	-	10Hz
6+7	5GHz 802.11be EHT40 242 RU	99.42	-	-	10Hz
6+7	5GHz 802.11be EHT80 Full RU	99.63	-	-	10Hz
6+7	5GHz 802.11be EHT80 484 RU	98.45	-	-	10Hz
6+7	5GHz 802.11be EHT160 Full RU	99.62	-	-	10Hz
6+7	5GHz 802.11be EHT160 996 RU	98.19	-	-	10Hz

MIMO <Ant. 6+7>

802.11a

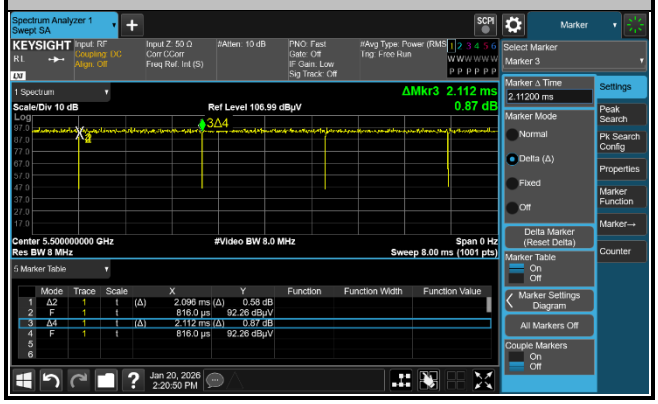

5GHz 802.11be EHT20 Full RU

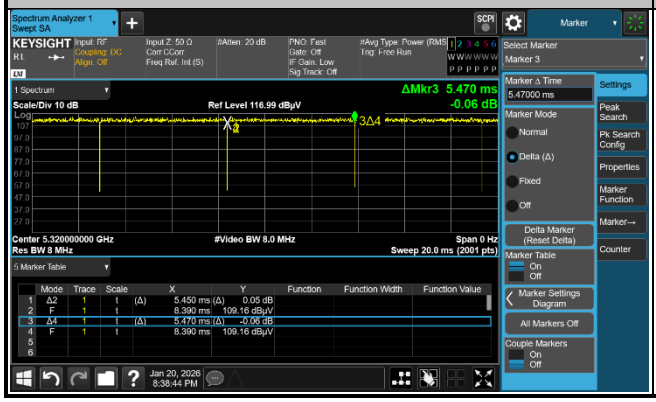

5GHz 802.11be EHT20 106 RU

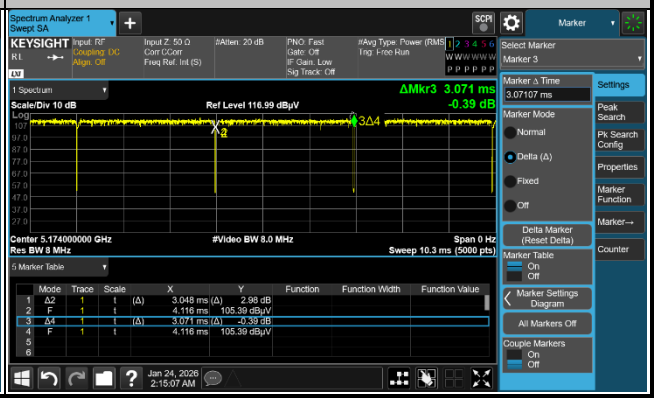

5GHz 802.11be EHT40 Full RU

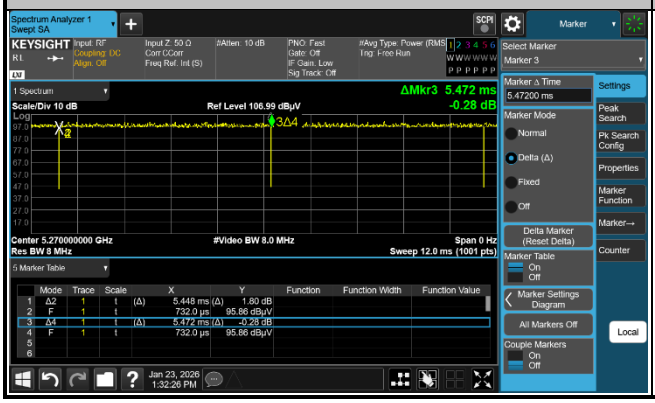

5GHz 802.11be EHT40 242 RU

5GHz 802.11be EHT80 Full RU

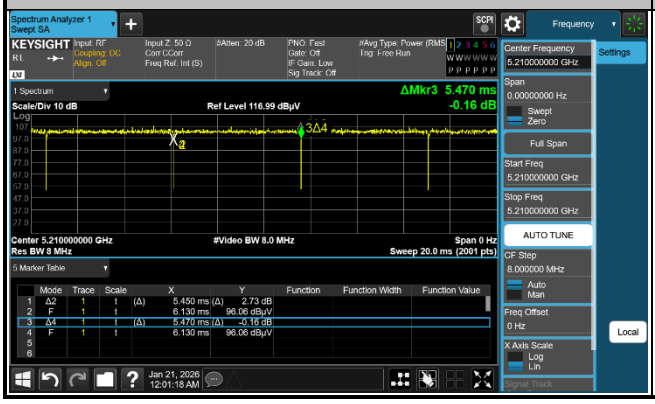

5GHz 802.11be EHT80 484 RU

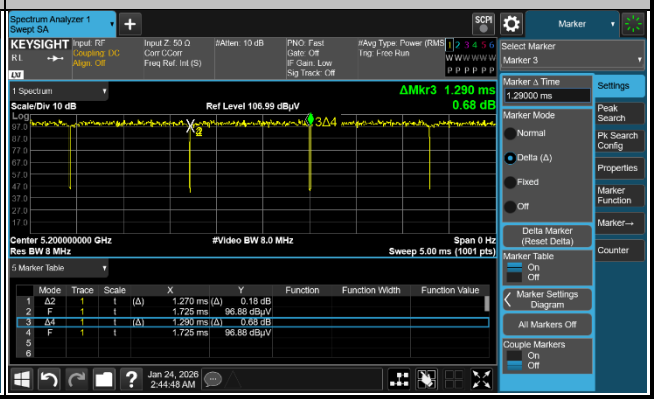

5GHz 802.11be EHT160 Full RU

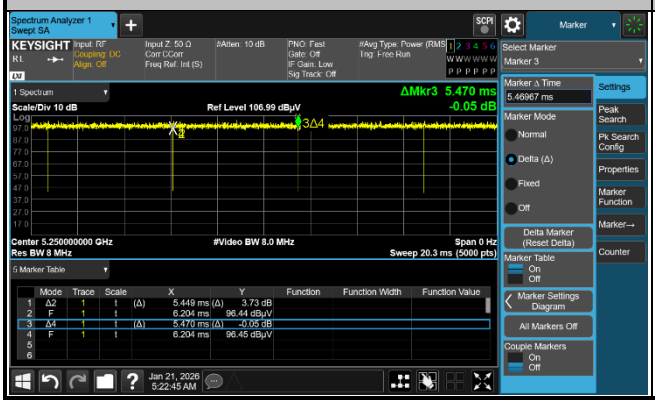

5GHz 802.11be EHT160 996 RU

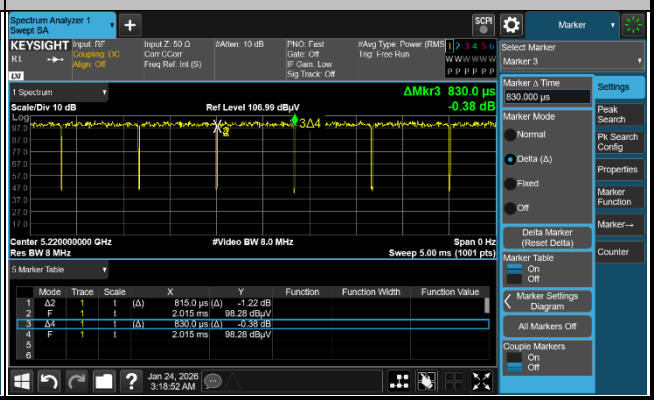

<Sample 2>

Antenna	Band	Duty Cycle (%)	T(us)	1/T(kHz)	VBW Setting
6+7	5GHz 802.11be EHT40 Full RU	99.58	-	-	10Hz

MIMO <Ant. 6+7>

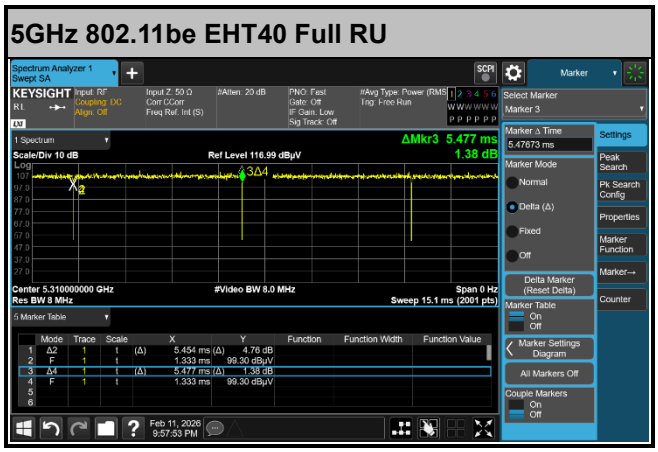

<Sample 3>

Antenna	Band	Duty Cycle (%)	T(us)	1/T(kHz)	VBW Setting
6+7	5GHz 802.11be EHT40 Full RU	99.58	5454	0.18	10Hz

MIMO <Ant. 6+7>

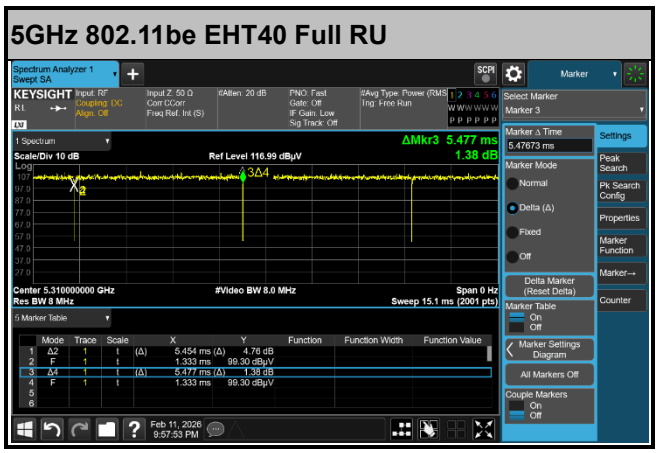

<Sample 4>

Antenna	Band	Duty Cycle (%)	T(us)	1/T(kHz)	VBW Setting
6+7	5GHz 802.11ax HE40 Full RU	99.56	5448	0.18	10Hz

MIMO <Ant. 6+7>
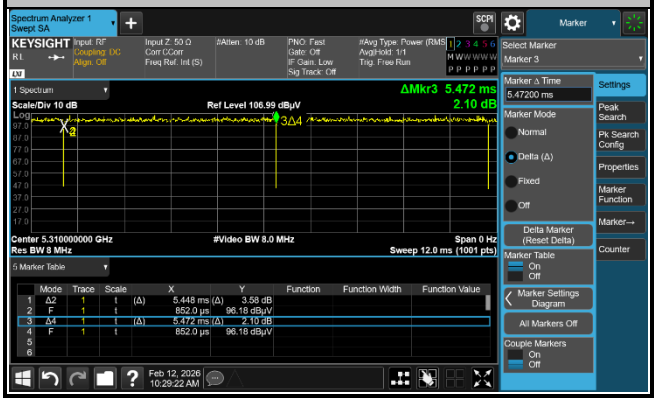
5GHz 802.11ax HE40 Full RU