Mode	49	
	Harmonic	
	U-NII-2C_5.47-5.725_802.11be EHT40_CH142_Full RU_5710MHz	
ANT	6+7	
Pol.	Horizontal	Vertical
14.47G ~14.5G Avg	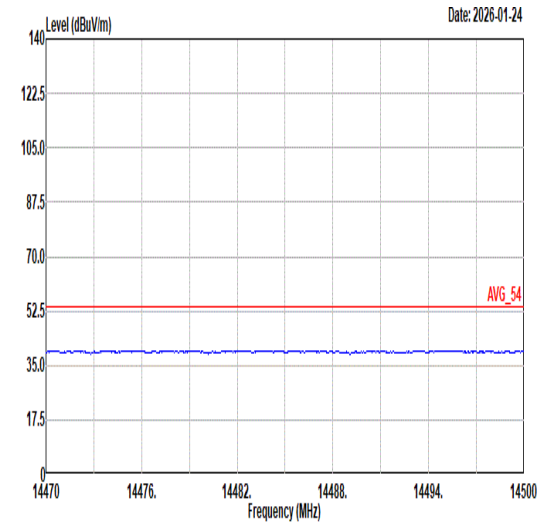 Site : 03CH11-HY Condition: AVG_54 3m 9120D_01620_250915 HORIZONTAL	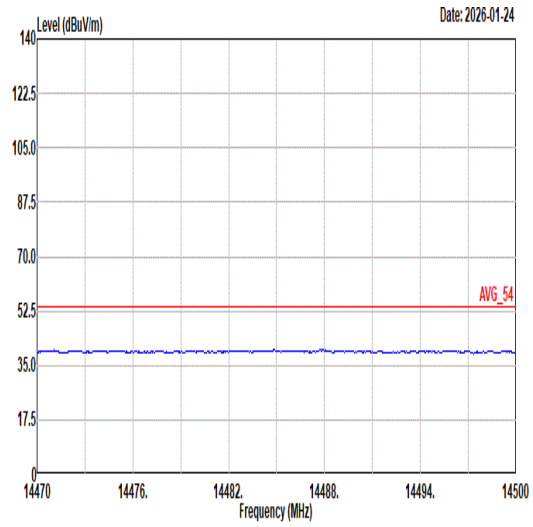 Site : 03CH11-HY Condition: AVG_54 3m 9120D_01620_250915 VERTICAL
17.7G ~18G Avg	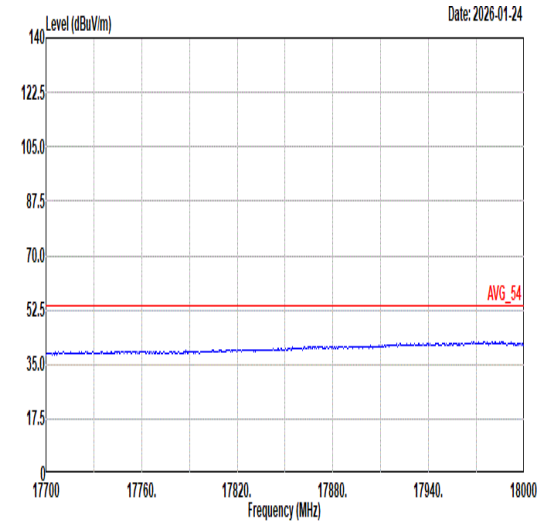 Site : 03CH11-HY Condition: AVG_54 3m 9120D_01620_250915 HORIZONTAL	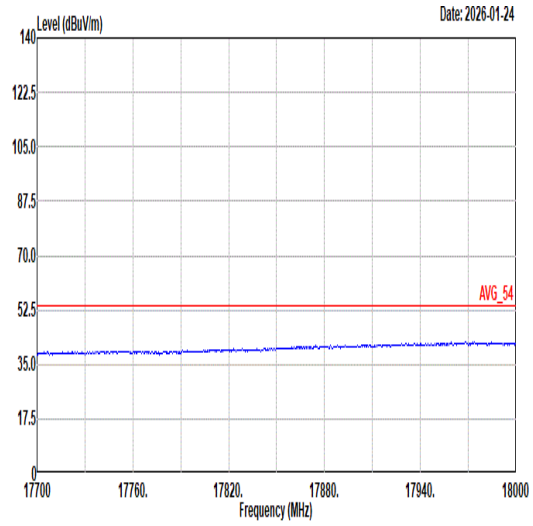 Site : 03CH11-HY Condition: AVG_54 3m 9120D_01620_250915 VERTICAL

Mode	50	
	Band Edge - L	
	U-NII-2C_5.47-5.725_802.11be EHT80_CH138_Full RU_5690MHz	
ANT	6+7	
Pol.	Horizontal	Fundamental
Peak	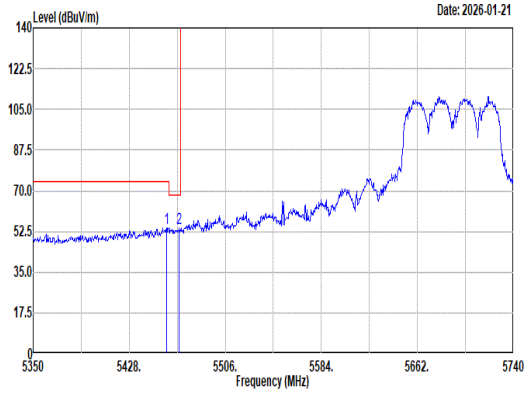 Site : 03CH11-HY Condition: STRADDLES U-NII-1&2A 3m 9120D_01620_250915 HORIZONTAL : RBW:1000.000kHz VBW:3000.000kHz SWT:Auto Freq Level Limit Line Margin Read Level Ant Factor Cable Loss Preamp Factor Aux Factor APos TPos Remark MHz dBuV/m dBuV/m dB dBuV dB/m dB dB dB cm deg 1 5458.42 53.99 74.00 -20.01 44.03 32.82 9.88 32.74 0.00 194 351 Peak 2 5468.56 54.09 68.20 -14.11 44.07 32.84 9.92 32.74 0.00 194 351 Peak	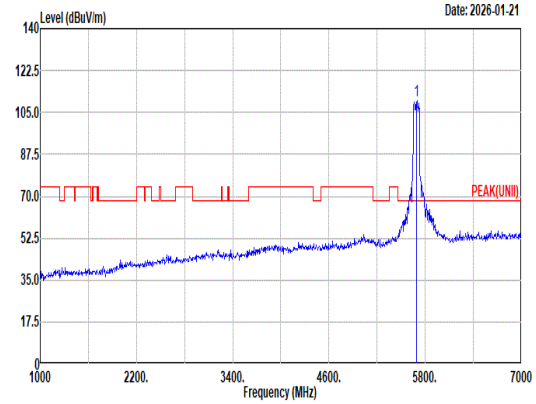 Site : 03CH11-HY Condition: PEAK(UNII) 3m 9120D_01620_250915 HORIZONTAL : RBW:1000.000kHz VBW:3000.000kHz SWT:Auto Freq Level Limit Line Margin Read Level Ant Factor Cable Loss Preamp Factor Aux Factor APos TPos Remark MHz dBuV/m dBuV/m dB dBuV dB/m dB dB dB cm deg 1 5690.00 110.08 ------ ------ 99.23 33.42 10.24 32.81 0.00 194 351 Peak
Avg	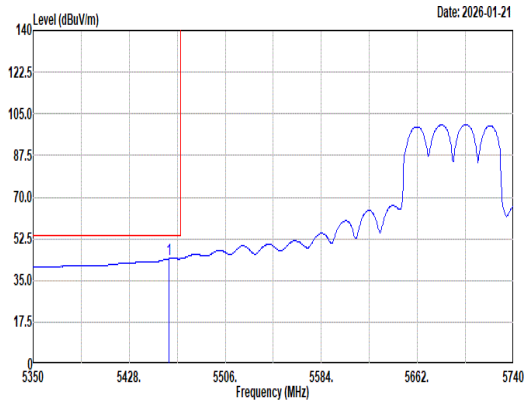 Site : 03CH11-HY Condition: U-NII-1&2A AVERAGE 3m 9120D_01620_250915 HORIZONTAL : RBW:1000.000kHz VBW:0.010kHz SWT:Auto Freq Level Limit Line Margin Read Level Ant Factor Cable Loss Preamp Factor Aux Factor APos TPos Remark MHz dBuV/m dBuV/m dB dBuV dB/m dB dB dB cm deg 1 5459.98 44.10 54.00 -9.90 34.13 32.82 9.89 32.74 0.00 194 351 Average	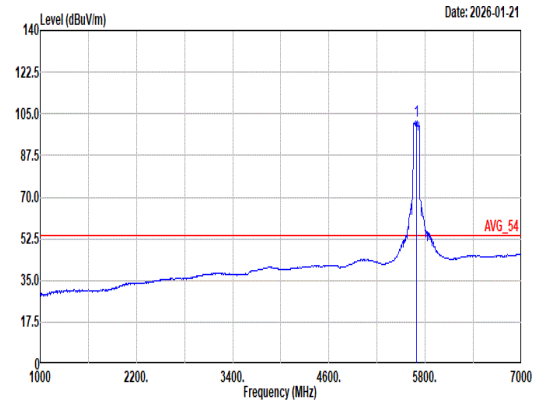 Site : 03CH11-HY Condition: AVG_54 3m 9120D_01620_250915 HORIZONTAL : RBW:1000.000kHz VBW:0.010kHz SWT:Auto Freq Level Limit Line Margin Read Level Ant Factor Cable Loss Preamp Factor Aux Factor APos TPos Remark MHz dBuV/m dBuV/m dB dBuV dB/m dB dB dB cm deg 1 5690.00 102.10 ------ ------ 91.38 33.24 10.28 32.80 0.00 194 351 Average

Mode	50	
	Band Edge - R	
	U-NII-2C_5.47-5.725_802.11be EHT80_CH138_Full RU_5690MHz	
ANT	6+7	
Pol.	Horizontal	Fundamental
Peak	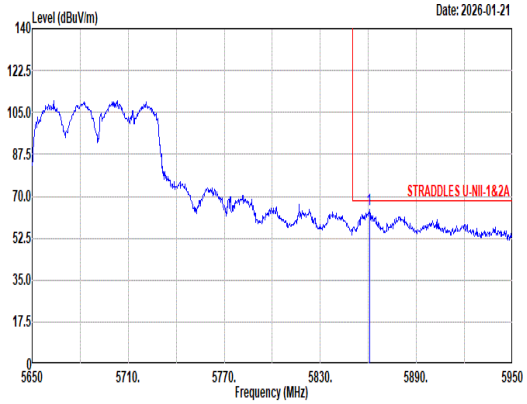 Site : 03CH11-HY Condition: STRADDLES U-NII-1&2A 3m 9120D_01620_250915 HORIZONTAL : RBW:1000.000kHz VBW:3000.000kHz SWT:Auto Freq Level Limit Line Margin Read Level Ant Factor Cable Loss Preamp Factor Aux Factor APos TPos Remark MHz dBuV/m dBuV/m dB dBuV dB/m dB dB dB cm deg 1 5860.60 64.21 68.20 -3.99 52.87 33.94 10.27 32.87 0.00 194 351 Peak	Blank

Mode	50	
	Band Edge - L	
	U-NII-2C_5.47-5.725_802.11be EHT80_CH138_Full RU_5690MHz	
ANT	6+7	
Pol.	Vertical	Fundamental
Peak	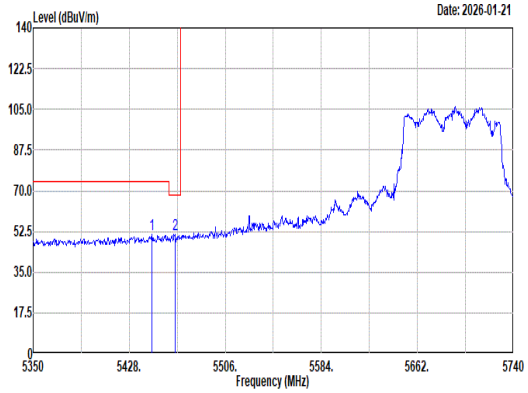 Site : 03CH11-HY Condition: STRADDLES U-NII-1&2A 3m 9120D_01620_250915 VERTICAL : RBW:1000.000kHz VBW:3000.000kHz SWT:Auto Freq Level Limit Line Margin Read Level Ant Factor Cable Loss Preamp Factor Aux Factor APos TPos Remark MHz dBuV/m dBuV/m dB dBuV dB/m dB dB dB cm deg 1 5446.33 51.30 74.00 -22.70 41.40 32.80 9.84 32.74 0.00 100 99 Peak 2 5465.05 51.00 68.20 -17.20 41.00 32.83 9.91 32.74 0.00 100 99 Peak	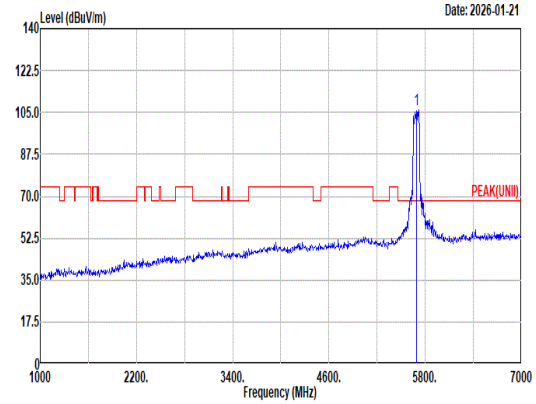 Site : 03CH11-HY Condition: PEAK(UNII) 3m 9120D_01620_250915 VERTICAL : RBW:1000.000kHz VBW:3000.000kHz SWT:Auto Freq Level Limit Line Margin Read Level Ant Factor Cable Loss Preamp Factor Aux Factor APos TPos Remark MHz dBuV/m dBuV/m dB dBuV dB/m dB dB dB cm deg 1 5690.00 106.21 ------ ------ 95.34 33.46 10.22 32.81 0.00 100 99 Peak
Avg	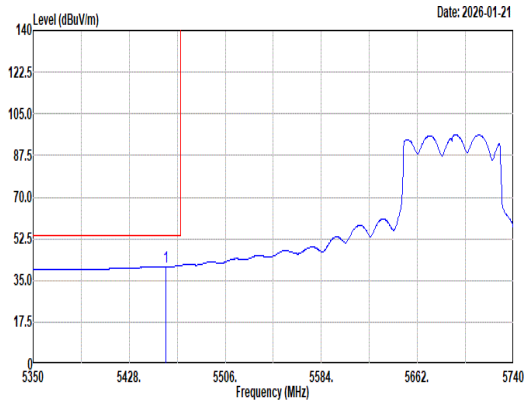 Site : 03CH11-HY Condition: U-NII-1&2A AVERAGE 3m 9120D_01620_250915 VERTICAL : RBW:1000.000kHz VBW:0.010kHz SWT:Auto Freq Level Limit Line Margin Read Level Ant Factor Cable Loss Preamp Factor Aux Factor APos TPos Remark MHz dBuV/m dBuV/m dB dBuV dB/m dB dB dB cm deg 1 5458.03 40.92 54.00 -13.08 30.96 32.82 9.88 32.74 0.00 100 99 Average	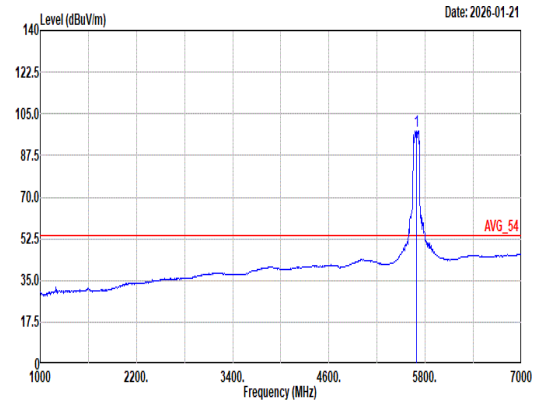 Site : 03CH11-HY Condition: AVG_54 3m 9120D_01620_250915 VERTICAL : RBW:1000.000kHz VBW:0.010kHz SWT:Auto Freq Level Limit Line Margin Read Level Ant Factor Cable Loss Preamp Factor Aux Factor APos TPos Remark MHz dBuV/m dBuV/m dB dBuV dB/m dB dB dB cm deg 1 5690.00 97.83 ------ ------ 87.03 33.34 10.26 32.80 0.00 100 99 Average

Mode	50	
	Band Edge - R	
	U-NII-2C_5.47-5.725_802.11be EHT80_CH138_Full RU_5690MHz	
ANT	6+7	
Pol.	Vertical	Fundamental
Peak	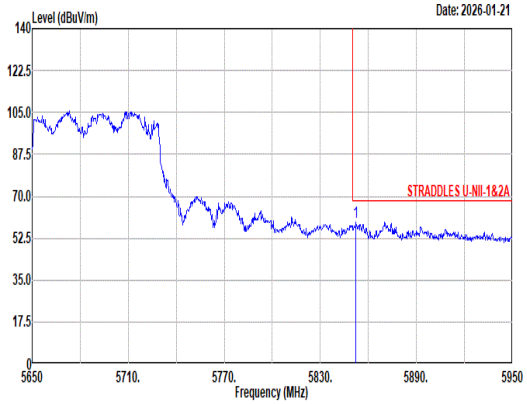 Site : 03CH11-HY Condition: STRADDLES U-NII-1&2A 3m 9120D_01620_250915 VERTICAL : RBW:1000.000kHz VBW:3000.000kHz SWT:Auto Limit Read Ant Cable Preamp Aux APos TPos Freq Level Line Margin Level Factor Loss Factor Factor Remark MHz dBuV/m dBuV/m dB dBuV dB/m dB dB dB cm deg 1 5852.20 59.25 68.20 -8.95 47.95 33.91 10.25 32.86 0.00 100 99 Peak	Blank

Mode	50	
	Harmonic	
	U-NII-2C_5.47-5.725_802.11be EHT80_CH138_Full RU_5690MHz	
ANT	6+7	
Pol.	Horizontal	Vertical
Peak Avg	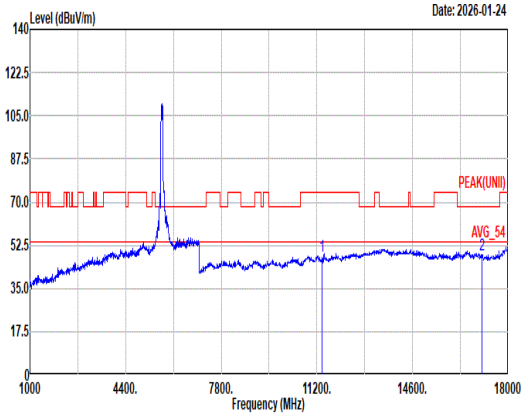 Site : 03CH11-HY Condition: PEAK(UNII) 3m 9120D_01620_250915 HORIZONTAL Freq Level Limit Line Margin Read Level Ant Factor Cable Loss Preamp Factor Aux Factor APos TPos Remark MHz dBuV/m dBuV/m dB dBuV dB/m dB dB dB cm deg 1 11380.00 47.96 74.00 -26.04 58.01 39.00 17.38 66.84 0.41 -- -- Peak 2 17070.00 48.74 68.20 -19.46 55.24 37.86 21.47 66.27 0.44 -- -- Peak	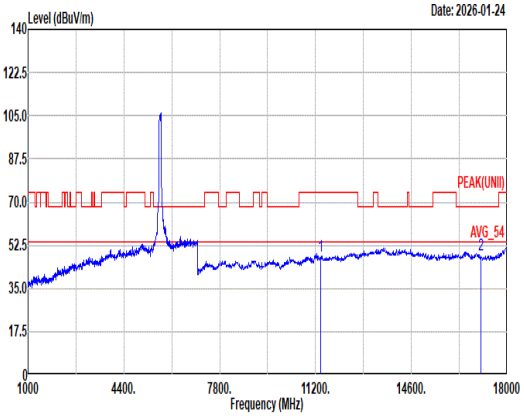 Site : 03CH11-HY Condition: PEAK(UNII) 3m 9120D_01620_250915 VERTICAL Freq Level Limit Line Margin Read Level Ant Factor Cable Loss Preamp Factor Aux Factor APos TPos Remark MHz dBuV/m dBuV/m dB dBuV dB/m dB dB dB cm deg 1 11380.00 47.91 74.00 -26.09 57.96 39.00 17.38 66.84 0.41 -- -- Peak 2 17070.00 48.87 68.20 -19.33 55.37 37.86 21.47 66.27 0.44 -- -- Peak

Mode	50	
	Harmonic	
	U-NII-2C_5.47-5.725_802.11be EHT80_CH138_Full RU_5690MHz	
ANT	6+7	
Pol.	Horizontal	Vertical
14.47G ~14.5G Avg	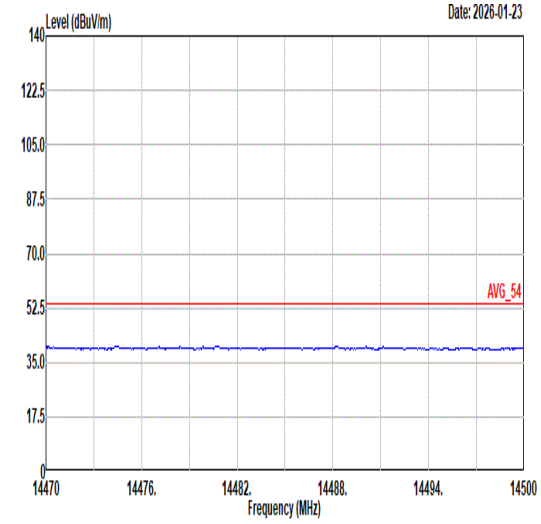 Site : 03CH11-HY Condition: AVG_54 3m 9120D_01620_250915 HORIZONTAL	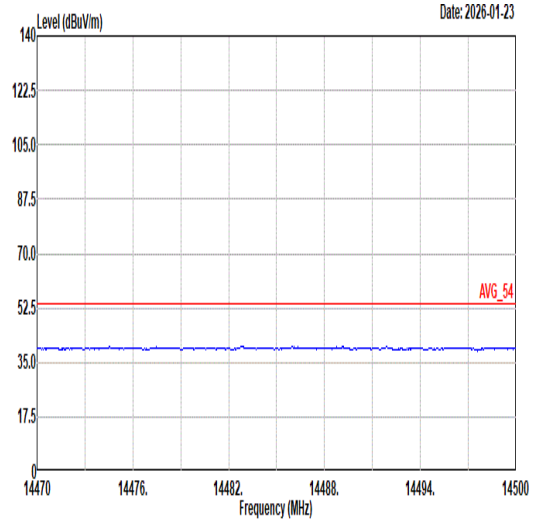 Site : 03CH11-HY Condition: AVG_54 3m 9120D_01620_250915 VERTICAL
17.7G ~18G Avg	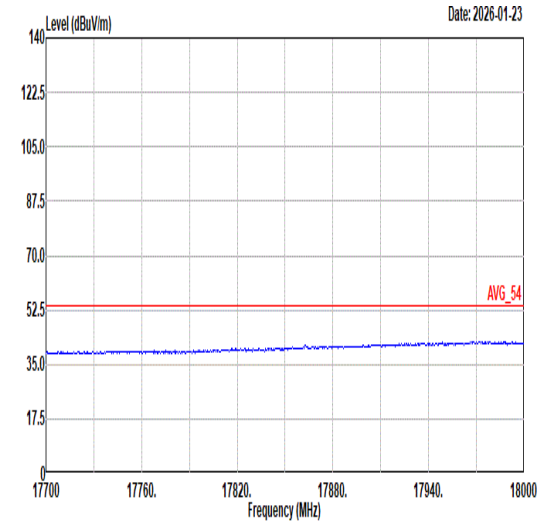 Site : 03CH11-HY Condition: AVG_54 3m 9120D_01620_250915 HORIZONTAL	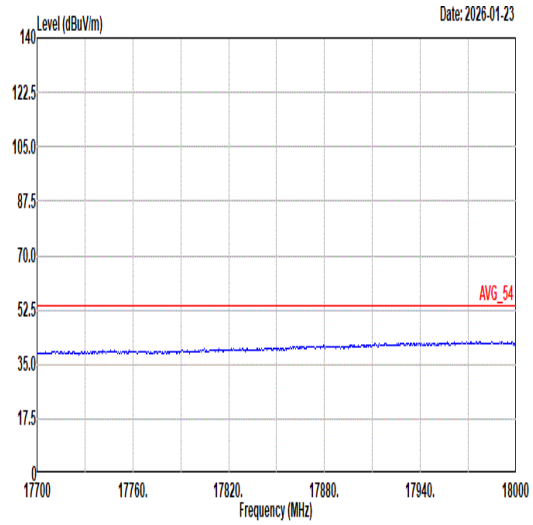 Site : 03CH11-HY Condition: AVG_54 3m 9120D_01620_250915 VERTICAL

Mode	51	
	LF	
	U-NII-1_5.15-5.25_802.11be EHT160_CH50_Partial_996/67RU _5250MHz	
ANT	6+7	
Pol.	Horizontal	Vertical
QP/ Peak	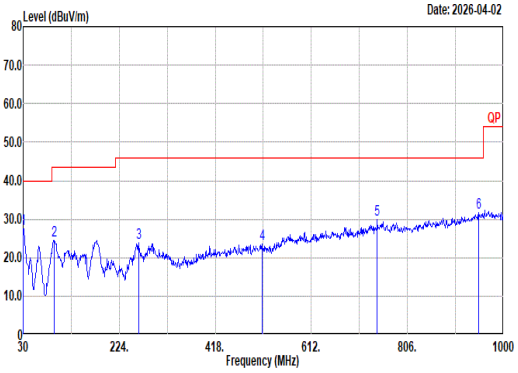 Site : 03CH11-HY Condition: QP 3m Bilog_37059 & 01_251126 HORIZONTAL Freq Level Limit Line Margin Read Level Ant Factor Cable Loss Preamp Factor Aux Factor APos TPos Remark MHz dBuV/m dBuV/m dB dBuV dB/m dB dB dB cm deg 1 30.00 27.62 40.00 -12.38 34.63 24.04 0.72 31.86 0.09 -- -- Peak 2 93.05 24.58 43.50 -18.92 40.08 15.29 1.27 32.08 0.02 -- -- Peak 3 262.80 23.79 46.00 -22.21 33.18 20.31 2.16 31.93 0.07 -- -- Peak 4 512.09 23.63 46.00 -22.37 28.32 24.18 3.05 32.01 0.09 -- -- Peak 5 744.89 29.89 46.00 -16.11 29.27 28.23 3.72 31.89 0.56 -- -- Peak 6 950.53 31.81 46.00 -14.19 26.99 30.98 4.14 30.70 0.40 -- -- Peak	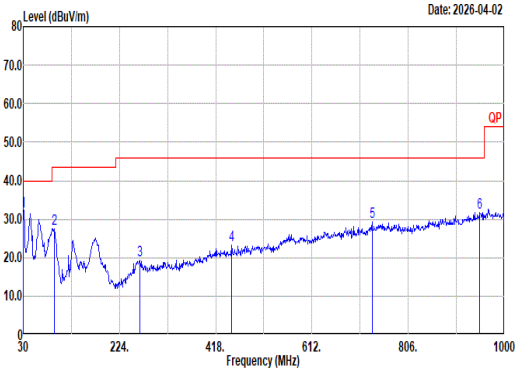 Site : 03CH11-HY Condition: QP 3m Bilog_37059 & 01_251126 VERTICAL Freq Level Limit Line Margin Read Level Ant Factor Cable Loss Preamp Factor Aux Factor APos TPos Remark MHz dBuV/m dBuV/m dB dBuV dB/m dB dB dB cm deg 1 30.00 32.14 40.00 -7.86 39.15 24.04 0.72 31.86 0.09 -- -- Peak 2 92.08 27.59 43.50 -15.91 43.18 15.21 1.25 32.08 0.03 -- -- Peak 3 264.74 19.43 46.00 -26.57 28.99 20.13 2.17 31.93 0.07 -- -- Peak 4 450.01 23.22 46.00 -22.78 29.09 23.14 2.88 31.98 0.09 -- -- Peak 5 733.25 29.29 46.00 -16.71 28.92 27.98 3.69 31.90 0.60 -- -- Peak 6 949.56 31.81 46.00 -14.19 27.03 30.95 4.14 30.71 0.40 -- -- Peak

Mode	68	
	SHF	
	U-NII-1_5.15-5.25_802.11be EHT160_CH50_Partial_996/67RU _5250MHz	
ANT	6+7	
Pol.	Horizontal	Vertical
Peak	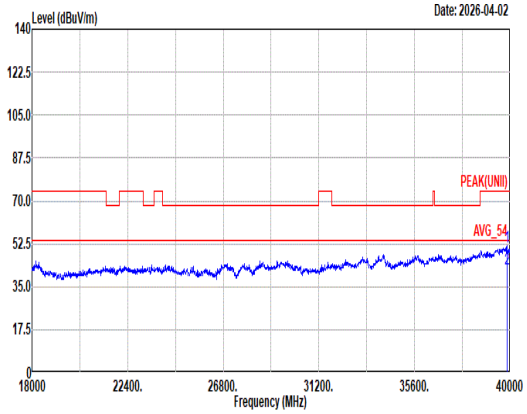 Site : 03CH11-HY Condition: PEAK(UNII) 1m SHF_1225_250702 HORIZONTAL Freq Level Limit Line Margin Read Level Ant Factor Cable Loss Preamp Factor Aux Factor APos TPos Remark MHz dBuV/m dBuV/m dB dBuV dB/m dB dB dB cm deg 1 39859.98 51.29 74.00 -22.71 45.07 45.38 34.00 63.62 -9.54 -- -- PEAK 2 39859.98 42.45 54.00 -11.55 36.23 45.38 34.00 63.62 -9.54 -- -- Average	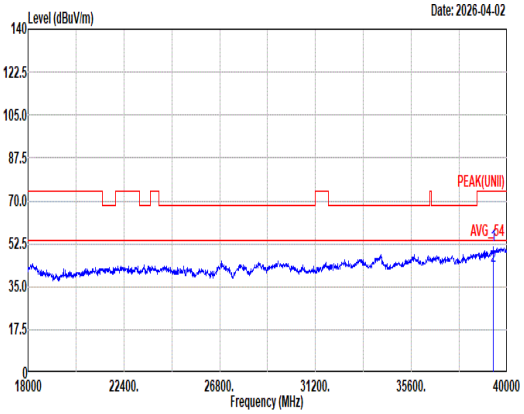 Site : 03CH11-HY Condition: PEAK(UNII) 1m SHF_1225_250702 VERTICAL Freq Level Limit Line Margin Read Level Ant Factor Cable Loss Preamp Factor Aux Factor APos TPos Remark MHz dBuV/m dBuV/m dB dBuV dB/m dB dB dB cm deg 1 39375.36 51.60 74.00 -22.40 44.55 45.80 33.52 62.73 -9.54 -- -- PEAK 2 39375.36 43.36 54.00 -10.64 36.31 45.80 33.52 62.73 -9.54 -- -- Average
Avg	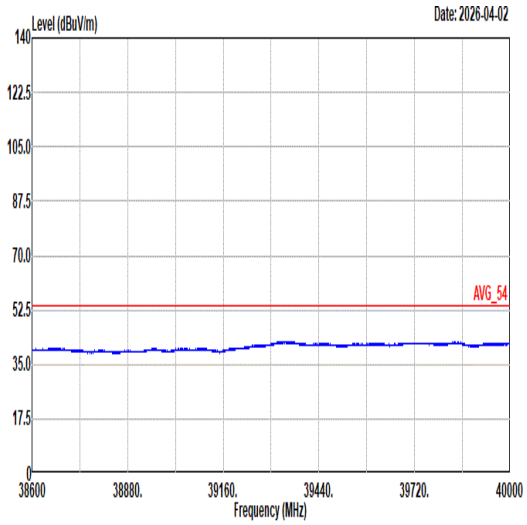 Site : 03CH11-HY Condition: AVG_54 1m SHF_1225_250702 Horizontal	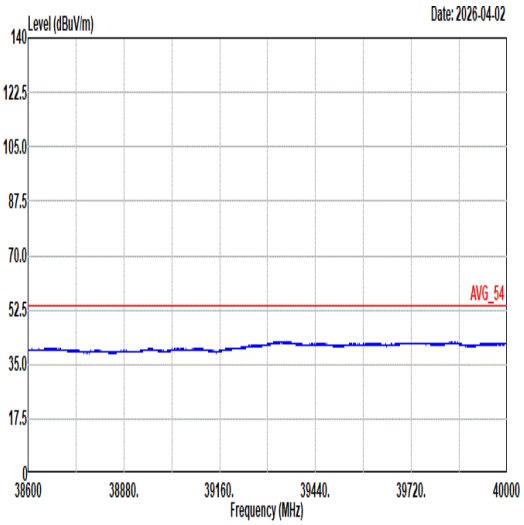 Site : 03CH11-HY Condition: AVG_54 1m SHF_1225_250702 Vertical

Appendix D. Duty Cycle Plots

Antenna	Band	Duty Cycle (%)	T(us)	1/T(kHz)	VBW Setting
0+1	802.11a	98.91	-	-	10Hz
0+1	5GHz 802.11be EHT20 Full RU	99.73	-	-	10Hz
0+1	5GHz 802.11be EHT20 106 RU	99.19	-	-	10Hz
0+1	5GHz 802.11be EHT40 Full RU	99.73	-	-	10Hz
0+1	5GHz 802.11be EHT40 242 RU	99.28	-	-	10Hz
0+1	5GHz 802.11be EHT80 Full RU	99.58	-	-	10Hz
0+1	5GHz 802.11be EHT80 484 RU	98.60	-	-	10Hz
0+1	5GHz 802.11be EHT160 Full RU	99.73	-	-	10Hz
0+1	5GHz 802.11be EHT160 996 RU	97.60	813	1.23	1.3kHz

MIMO <Ant. 0+1>

802.11a	5GHz 802.11be EHT20 Full RU
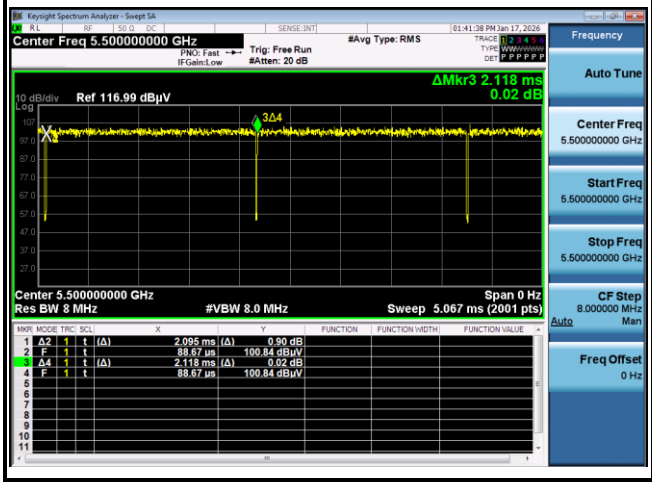	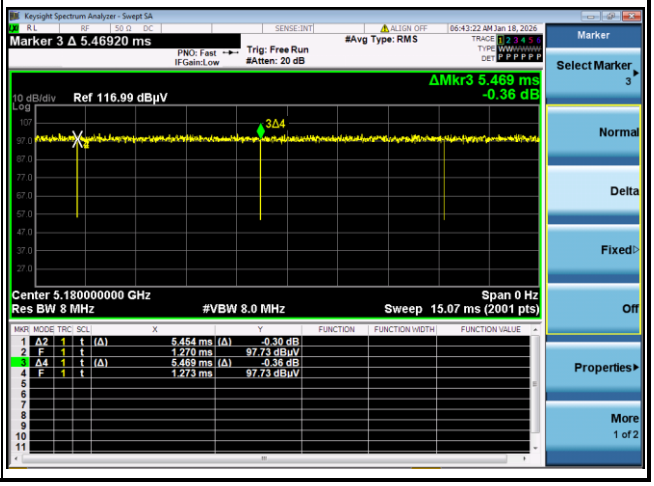

5GHz 802.11be EHT20 106 RU	5GHz 802.11be EHT40 Full RU
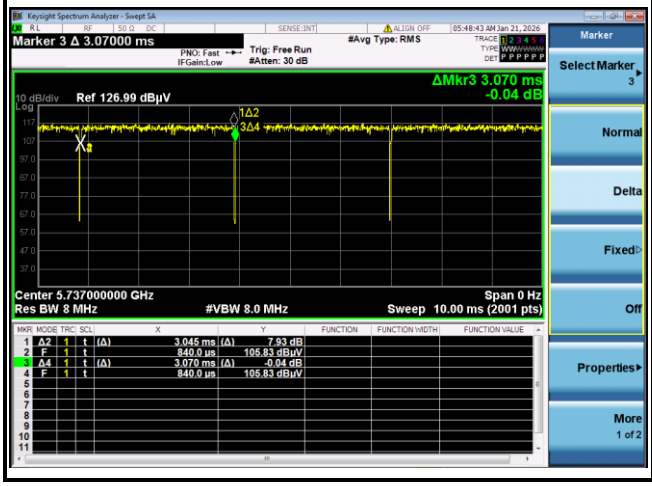	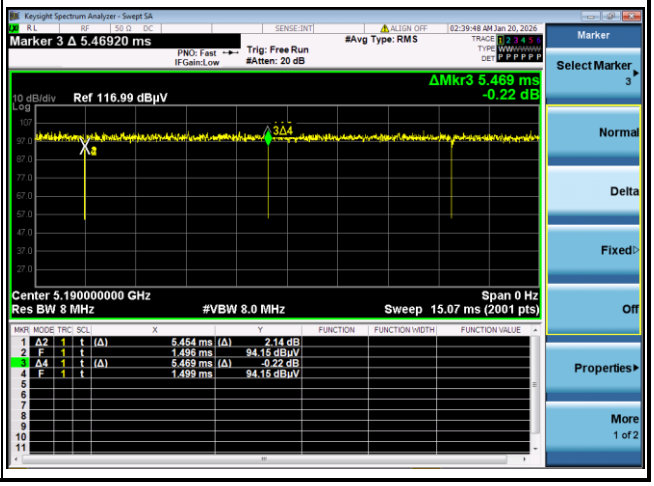

5GHz 802.11be EHT40 242 RU

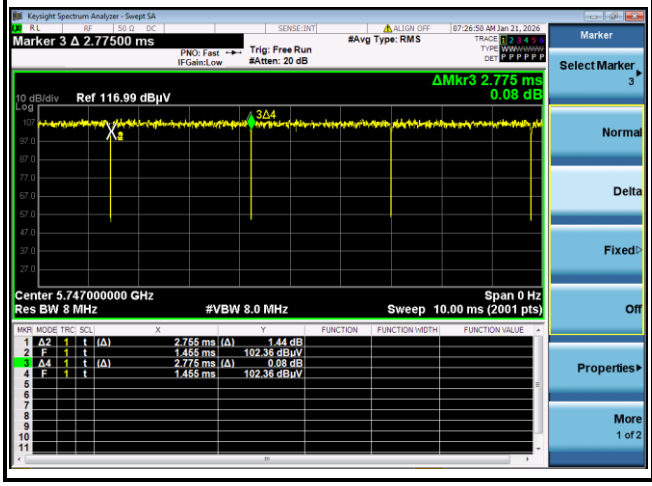

5GHz 802.11be EHT80 Full RU

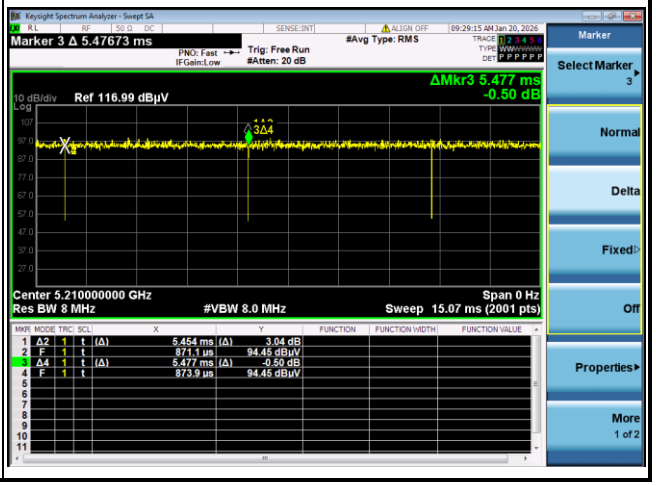

5GHz 802.11be EHT80 484 RU

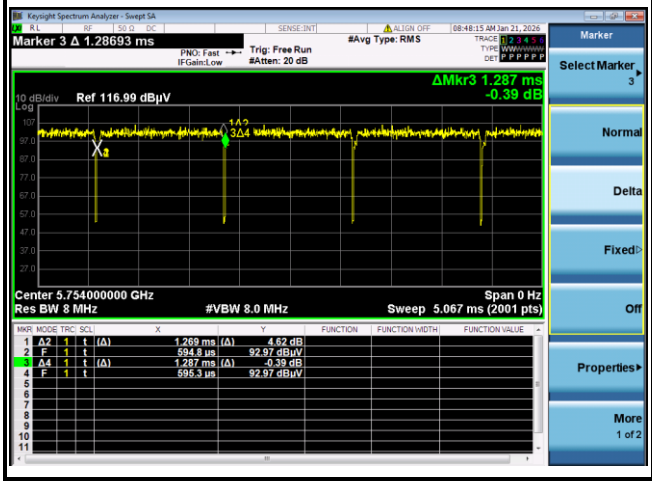

5GHz 802.11be EHT160 Full RU

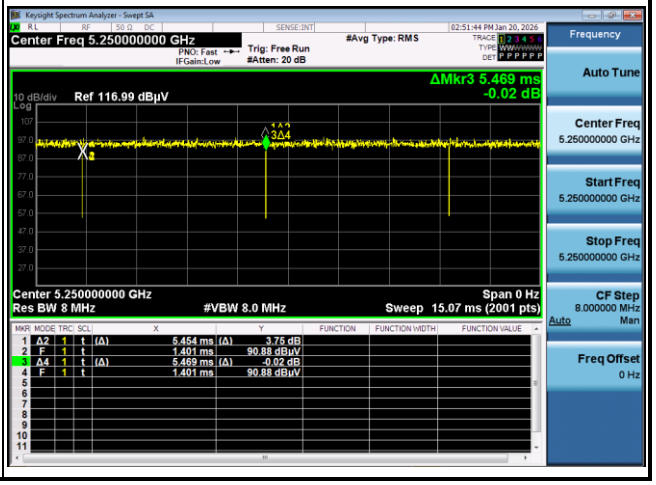
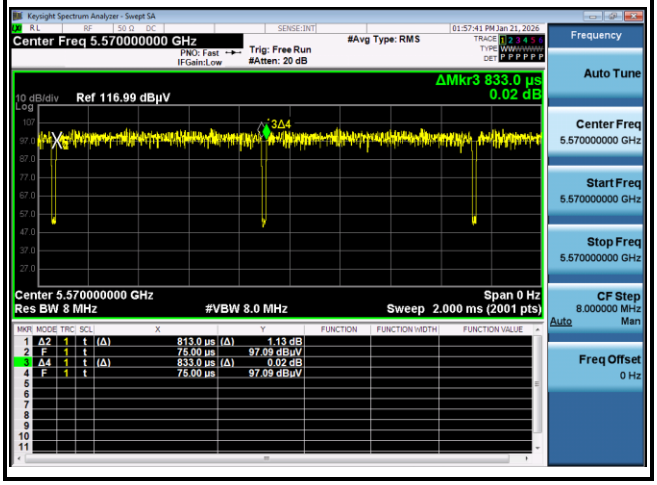
5GHz 802.11be EHT160 996 RU